

BROADVIEW - SENIOR LIVING AT
PURCHASE COLLEGE - COMMONS
BUILDING

hord | coplan | macht

ARCHITECTURE
LANDSCAPE ARCHITECTURE
PLANNING
INTERIOR DESIGN



LAN ASSOCIATES
Engineering, Planning, Architecture, Surveying, LLP
LAN JOB #1308/01
PROFESSIONAL CERTIFICATION: I CERTIFY THAT THESE DOCUMENTS WERE
PREPARED OR APPROVED BY ME, AND THAT I AM A DULY LICENSED ENGINEER
UNDER THE LAWS OF THE STATE OF NEW YORK.
LICENSE NUMBER: 090385
EXPIRATION DATE: 12/31/23

[illegible]

Project Name
BROADVIEW - SENIOR LIVING AT PURCHASE
COLLEGE - COMMONS BUILDING
Project Number
1308.01


Date
4/30/2021

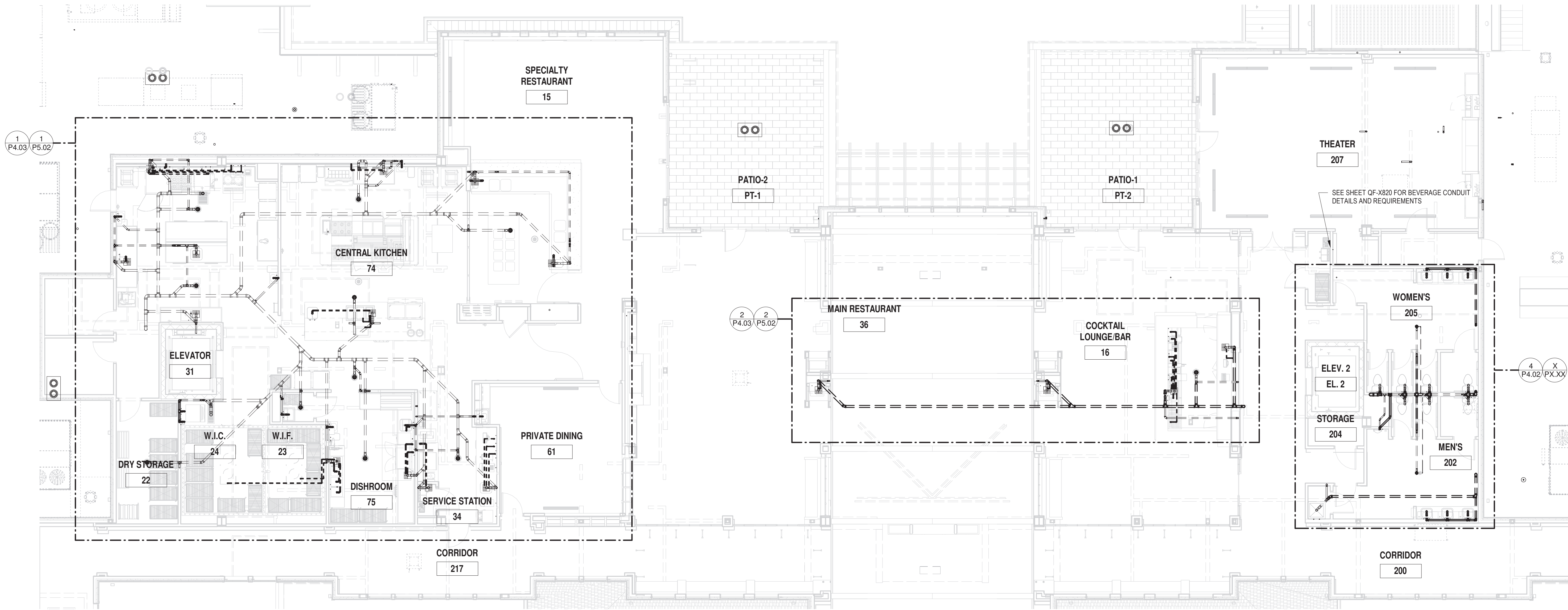
Scale
1/8" = 1'-0"

Drawing

PROPOSED PLUMBING SANITARY
& VENTING - EAST LEVEL 1

© Hord Coplan Macht, Inc.





1 PLUMBING SANITARY & VENTING - LEVEL 2
P2.03 1/8" = 1'-0"

ARCHITECT
HCM Design, Inc.
700 E. Pratt St, Suite 1200, Baltimore, MD 21202
p. 410. 837. 7311

STRUCTURAL ENGINEER
Morabito Consultants
952 Ridgebrook Road, suite 1700, Sparks MD 21152
p. 410.467.2377

FOOD SERVICE
Scopes Hospitality Group
300 West Chestnut Street, Suite 201, Ephrata, PA 17522
p. 717.733.5810

INTERIOR DESIGNER
Merlino Design Partnership, Inc.
2200 Renaissance Blvd. Suite 300, Gulph Mills, PA 19406
p. 610.313.9550

MEPPP ENGINEER
LAN Associates
Engineering, Planning, Architecture Surveying, LLP
252 Main Street, Goshen, NY 10924
p. 201.447.6400

HCM / LCS



BROADVIEW - SENIOR LIVING AT
PURCHASE COLLEGE - COMMONS
BUILDING

hord | coplan | macht

ARCHITECTURE
LANDSCAPE ARCHITECTURE
PLANNING
INTERIOR DESIGN



LAN ASSOCIATES
Engineering, Planning, Architecture, Surveying, LLP
LAN ASP #1308.01
PROFESSIONAL CERTIFICATION I CERTIFY THAT THESE DOCUMENTS WERE
PREPARED OR APPROVED BY ME, AND THAT I AM A DULY LICENSED ENGINEER
UNDER THE LAWS OF THE STATE OF NEW YORK.
LICENSE NUMBER: 090385
EXPIRATION DATE: 12/31/23

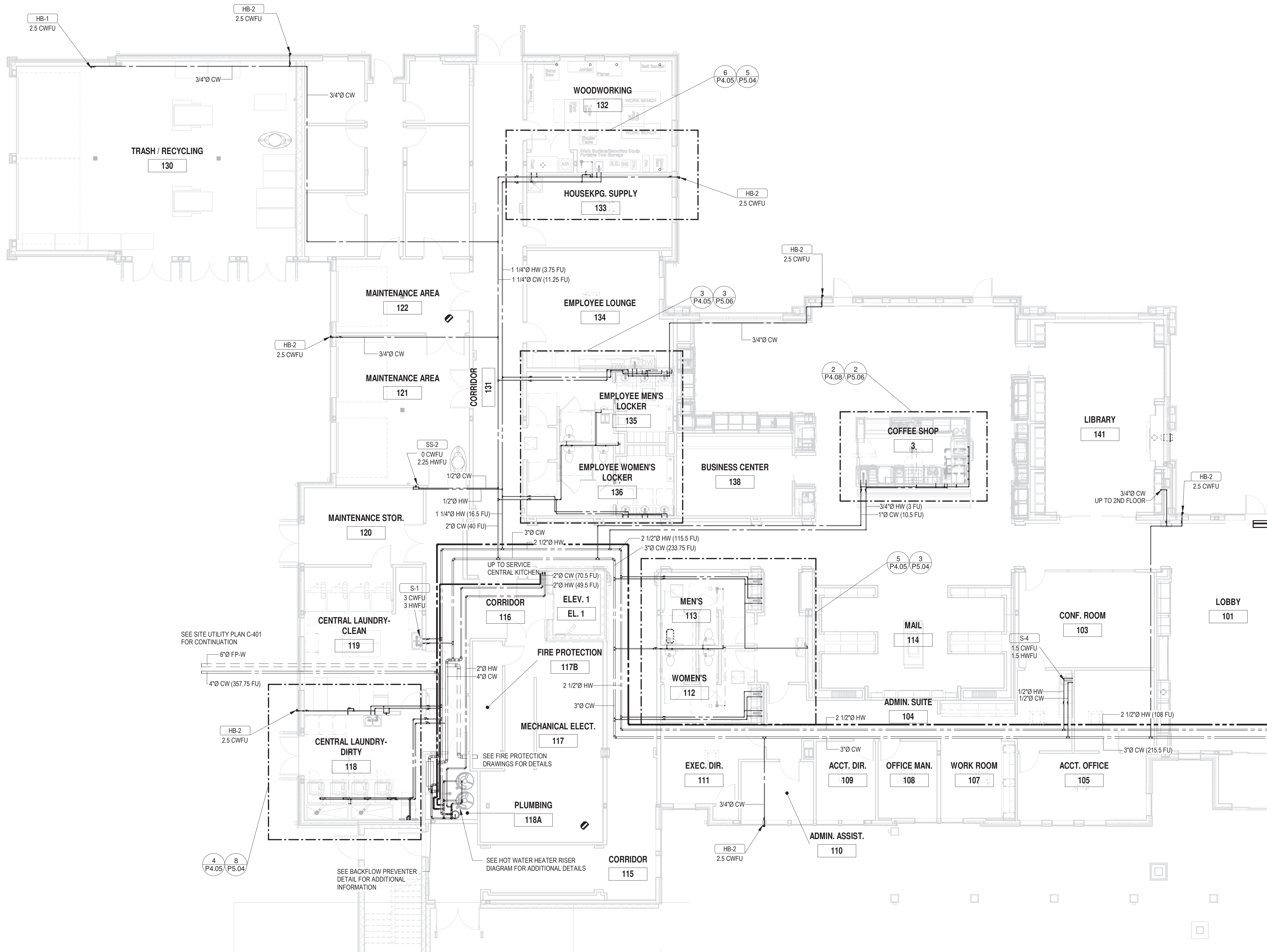
no.	date	revision

Project Name
BROADVIEW - SENIOR LIVING AT PURCHASE
COLLEGE - COMMONS BUILDING
Project Number
1308.01
Date
4/30/2021
Scale
1/8" = 1'-0"
Drawing
PROPOSED PLUMBING SANITARY
& VENTING - LEVEL 2

P2.03

PERMIT / GMP SET





MATCHLINE - EAST

ARCHITECT
HCM Design, Inc.
700 E. Pratt St, Suite 1200, Baltimore, MD 21202
p. 410. 837. 7311

STRUCTURAL ENGINEER
Morabito Consultants
952 Ridgebrook Road, suite 1700, Sparks MD 21152
p. 410.467.2377

FOOD SERVICE
Scopes Hospitality Group
300 West Chestnut Street, Suite 201, Ephrata, PA 17522
p. 717.733.5810

INTERIOR DESIGNER
Merlino Design Partnership, Inc.
2200 Renaissance Blvd. Suite 300, Gulph Mills, PA 19406
p. 610.313.9950

MEPPP ENGINEER
LAN Associates
Engineering, Planning, Architecture Surveying, LLP
252 Main Street, Goshen, NY 10924
p. 201.447.6400

HCM / LCS



SENIOR LIVING
AT PURCHASE COLLEGE

BROADVIEW - SENIOR LIVING AT
PURCHASE COLLEGE - COMMONS
BUILDING

hord | coplan | macht

ARCHITECTURE
LANDSCAPE ARCHITECTURE
PLANNING
INTERIOR DESIGN



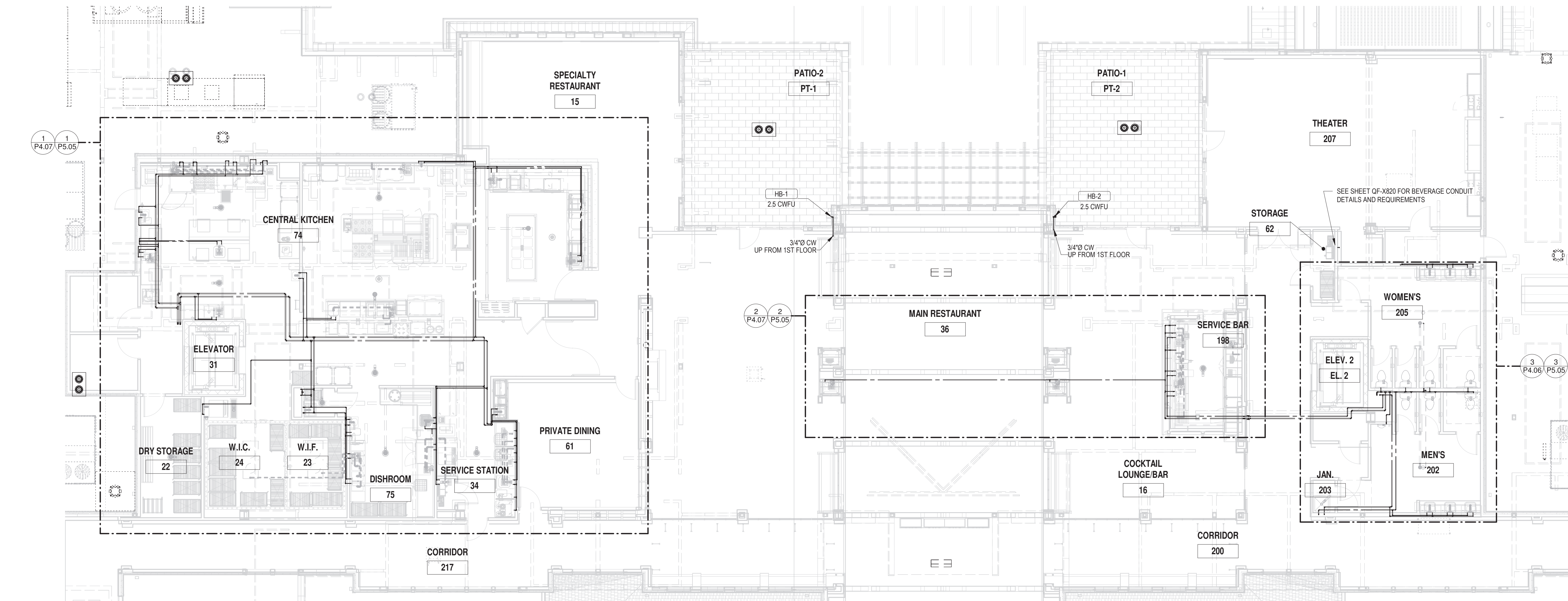
LAN ASSOCIATES
Engineering, Planning, Architecture, Surveying, LLP
LAN 258 #133611
PROFESSIONAL CERTIFICATION I CERTIFY THAT THESE DOCUMENTS WERE
PREPARED OR APPROVED BY ME, AND THAT I AM A DULY LICENSED ENGINEER
UNDER THE LAWS OF THE STATE OF NEW YORK.
LICENSE NUMBER: 090385
EXPIRATION DATE: 12/31/23

no.	date	revision
-----	------	----------

Project Name
BROADVIEW - SENIOR LIVING AT PURCHASE
COLLEGE - COMMONS BUILDING
Project Number
1308.01
Date
4/30/2021
Scale
1/8" = 1'-0"
Drawing
PROPOSED PLUMBING
DOMESTIC WATER PIPING -
WEST LEVEL 1

PERMIT / GMP SET

© Hord Coplan Macht, Inc.



1 SECOND FLOOR PLUMBING PLAN - DOMESTIC WATER
P2.07 1/8" = 1'-0"

ARCHITECT
HCM Design, Inc.
700 E. Pratt St, Suite 1200, Baltimore, MD 21202
p. 410. 837. 7311

STRUCTURAL ENGINEER
Morabito Consultants
952 Ridgebrook Road, suite 1700, Sparks MD 21152
p. 410.467.2377

FOOD SERVICE
Scopes Hospitality Group
300 West Chestnut Street, Suite 201, Ephrata, PA 17522
p. 717.733.5810

INTERIOR DESIGNER
Merlino Design Partnership, Inc.
2200 Renaissance Blvd. Suite 300, Gulph Mills, PA 19406
p. 610.313.9950

MEFP ENGINEER
LAN Associates
Engineering, Planning, Architecture Surveying, LLP
252 Main Street, Goshen, NY 10924
p. 201.447.6400

HCM / LCS



BROADVIEW - SENIOR LIVING AT
PURCHASE COLLEGE - COMMONS
BUILDING

hord | coplan | macht

ARCHITECTURE
LANDSCAPE ARCHITECTURE
PLANNING
INTERIOR DESIGN



LAN ASSOCIATES
Engineering, Planning, Architecture, Surveying, LLP
LAN 258 #1308.01
PROFESSIONAL CERTIFICATION I CERTIFY THAT THESE DOCUMENTS WERE
PREPARED OR APPROVED BY ME, AND THAT I AM A DULY LICENSED ENGINEER
UNDER THE LAWS OF THE STATE OF NEW YORK.
LICENSE NUMBER: 090385
EXPIRATION DATE: 12/31/23

no.	date	revision

Project Name
BROADVIEW - SENIOR LIVING AT PURCHASE
COLLEGE - COMMONS BUILDING
Project Number
1308.01
Date
4/30/2021
Scale
1/8" = 1'-0"
Drawing
PROPOSED PLUMBING
DOMESTIC WATER PIPING -
LEVEL 2

P2.07

PERMIT / GMP SET

MATCHLINE - WEST



NOTES:
HIGH PRESSURE GAS PIPE SIZES BASED ON 2015 IFGC TABLE 402.4(4).
"SCHEDULE 40 METALLIC PIPE" FOR PRESSURES LESS THAN 2 PSI
WITH A PRESSURE DROP OF 6" W.C.

LOW PRESSURE GAS PIPE SIZES BASED ON 2015 IFGC TABLE
402.4(1). "SCHEDULE 40 METALLIC PIPE" FOR PRESSURES LESS THAN 2 PSI
WITH A PRESSURE DROP OF 0.3" W.C.

*GAS HP" = 1 PSI (28" W.C.)
*GAS LOW" = 7" W.C.

PLUMBING CONTRACTOR TO PROVIDE 1/2" VENT FOR ALL INDOOR
GAS PRESSURE REGULATORS. PIPE VENT RELIEF TO
ATMOSPHERE COORDINATE WITH LOCAL UTILITY COMPANY FOR
GAS PRESSURE REGULATOR VENTING REQUIREMENTS.



SENIOR LIVING
AT PURCHASE COLLEGE

BROADVIEW - SENIOR LIVING AT
PURCHASE COLLEGE - COMMONS
BUILDING

hord | coplan | macht

ARCHITECTURE
LANDSCAPE ARCHITECTURE
PLANNING
INTERIOR DESIGN



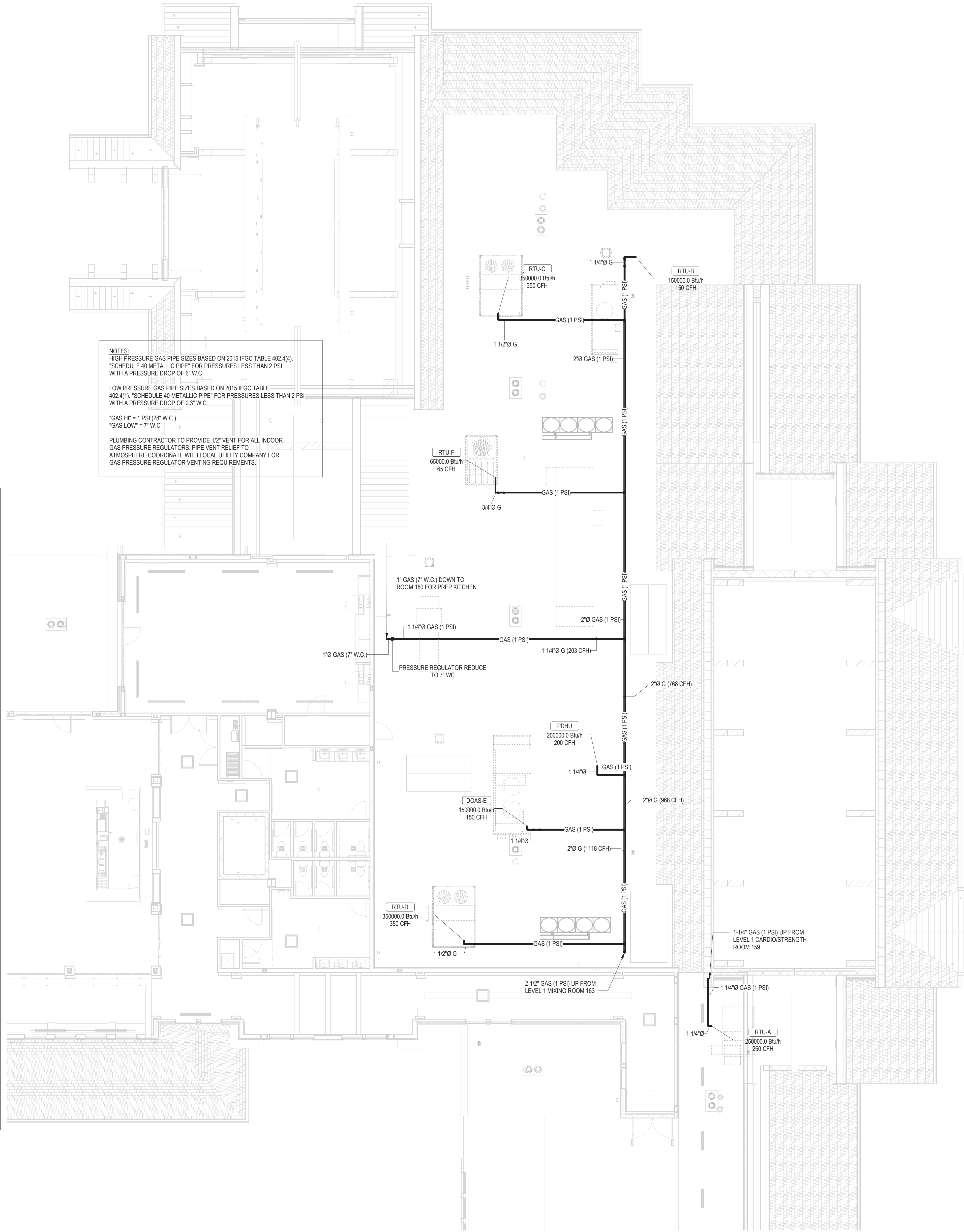
LAN ASSOCIATES
Engineering, Planning, Architecture, Surveying, LLP
LAN 258 #133618
PROFESSIONAL CERTIFICATION I CERTIFY THAT THESE DOCUMENTS WERE
PREPARED OR APPROVED BY ME, AND THAT I AM A DULY LICENSED ENGINEER
UNDER THE LAWS OF THE STATE OF NEW YORK.
LICENSE NUMBER: 090385
EXPIRATION DATE: 12/31/23

no.	date	revision

Project Name
BROADVIEW - SENIOR LIVING AT PURCHASE
COLLEGE - COMMONS BUILDING
Project Number
1308.01
Date
4/30/2021
Scale
1/8" = 1'-0"
Drawing
PROPOSED PLUMBING GAS
PIPING - EAST LEVEL 1



MATCHLINE - EAST



NOTES:
HIGH PRESSURE GAS PIPE SIZES BASED ON 2015 IFGC TABLE 402.4(4).
SCHEDULE 40 METALLIC PIPE FOR PRESSURES LESS THAN 2 PSI
WITH A PRESSURE DROP OF 0" W.C.
LOW PRESSURE GAS PIPE SIZES BASED ON 2015 IFGC TABLE
402.4(1). *SCHEDULE 40 METALLIC PIPE* FOR PRESSURES LESS THAN 2 PSI
WITH A PRESSURE DROP OF 0.3" W.C.
*GAS HI" = 1 PSI (28" W.C.)
*GAS LOW" = 7" W.C.
PLUMBING CONTRACTOR TO PROVIDE 1/2" VENT FOR ALL INDOOR
GAS PRESSURE REGULATORS. PIPE VENT RELIEF TO
ATMOSPHERE COORDINATE WITH LOCAL UTILITY COMPANY FOR
GAS PRESSURE REGULATOR VENTING REQUIREMENTS.

ARCHITECT
HCM Design, Inc.
700 E. Pratt St, Suite 1200, Baltimore, MD 21202
p. 410. 837. 7311
STRUCTURAL ENGINEER
Morabito Consultants
952 Ridgebrook Road, suite 1700, Sparks MD 21152
p. 410.467.2377
FOOD SERVICE
Scopes Hospitality Group
300 West Chestnut Street, Suite 201, Ephrata, PA 17522
p. 717.733.5810
INTERIOR DESIGNER
Merlino Design Partnership, Inc.
2200 Renaissance Blvd. Suite 300, Gulph Mills, PA 19406
p. 610.313.9550
MEPPP ENGINEER
LAN Associates
Engineering, Planning, Architecture Surveying, LLP
252 Main Street, Goshen, NY 10924
p. 201.447.6400

HCM / LCS



BROADVIEW - SENIOR LIVING AT
PURCHASE COLLEGE - COMMONS
BUILDING

hord | coplan | macht

ARCHITECTURE
LANDSCAPE ARCHITECTURE
PLANNING
INTERIOR DESIGN



LAN ASSOCIATES
Engineering, Planning, Architecture, Surveying, LLP
LAN 258 #133611
PROFESSIONAL CERTIFICATION I CERTIFY THAT THESE DOCUMENTS WERE
PREPARED OR APPROVED BY ME, AND THAT I AM A DULY LICENSED ENGINEER
UNDER THE LAWS OF THE STATE OF NEW YORK.
LICENSE NUMBER: 090385
EXPIRATION DATE: 12/31/23

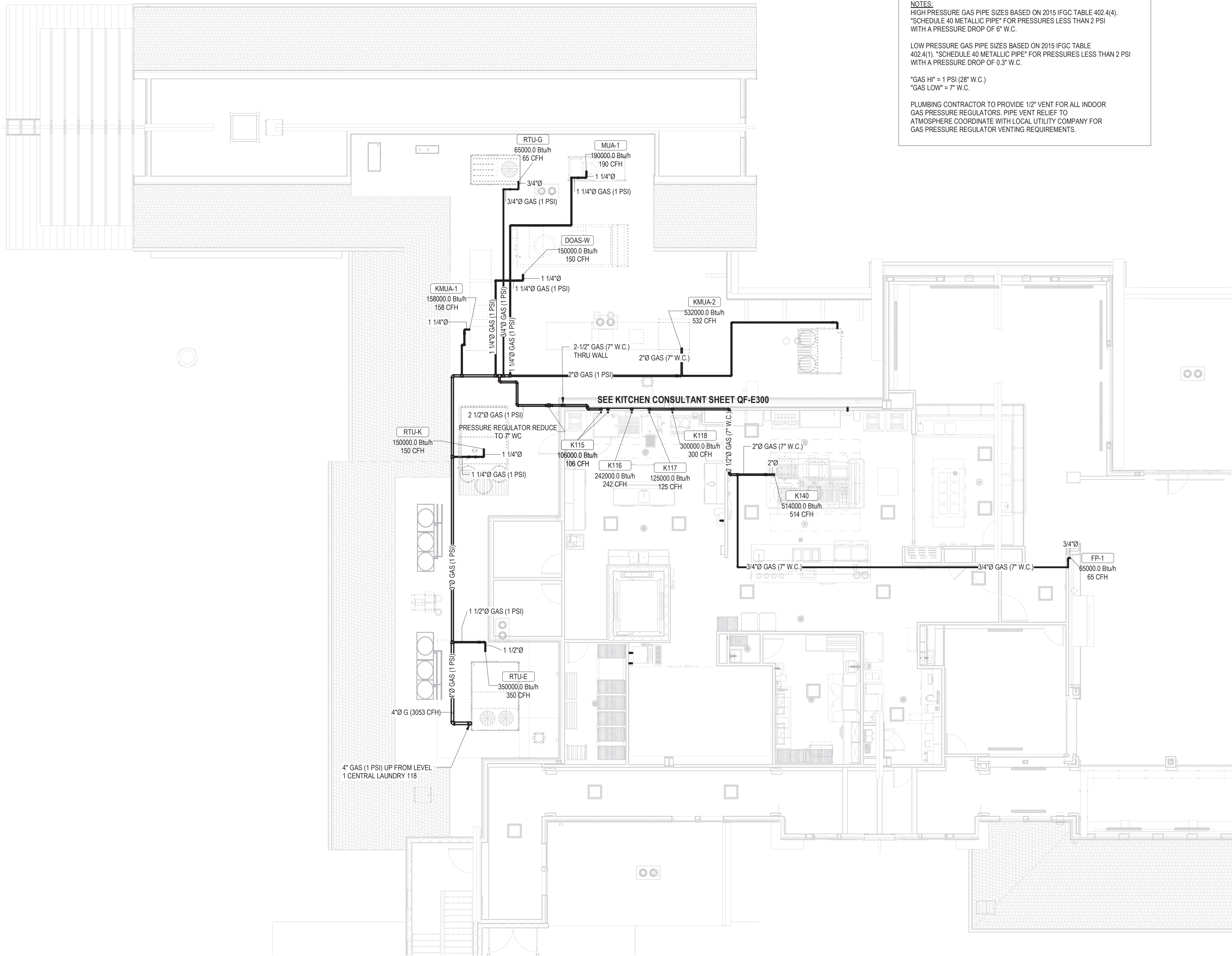
no.	date	revision

Project Name
BROADVIEW - SENIOR LIVING AT PURCHASE
COLLEGE - COMMONS BUILDING
Project Number
1308.01
Date
4/30/2021
Scale
1/8" = 1'-0"
Drawing
PROPOSED PLUMBING GAS
PIPING - EAST LEVEL 2/ROOF

P2.12

PERMIT / GMP SET

© Hord Coplan Macht, Inc.



NOTES:
HIGH PRESSURE GAS PIPE SIZES BASED ON 2015 IFGC TABLE 402.4(4).
*SCHEDULE 40 METALLIC PIPE FOR PRESSURES LESS THAN 2 PSI
WITH A PRESSURE DROP OF 6" W.C.

LOW PRESSURE GAS PIPE SIZES BASED ON 2015 IFGC TABLE
402.4(1). *SCHEDULE 40 METALLIC PIPE FOR PRESSURES LESS THAN 2 PSI
WITH A PRESSURE DROP OF 0.3" W.C.

*GAS HI" = 1 PSI (28" W.C.)
*GAS LOW" = 7" W.C.

PLUMBING CONTRACTOR TO PROVIDE 1/2" VENT FOR ALL INDOOR
GAS PRESSURE REGULATORS. PIPE VENT RELIEF TO
ATMOSPHERE COORDINATE WITH LOCAL UTILITY COMPANY FOR
GAS PRESSURE REGULATOR VENTING REQUIREMENTS.

1 PROPOSED PLUMBING GAS PIPING - WEST LEVEL 2/ROOF
P2.13 1/8" = 1'-0"

ARCHITECT
HCM Design, Inc.
700 E. Pratt St, Suite 1200, Baltimore, MD 21202
p. 410. 837. 7311

STRUCTURAL ENGINEER
Morabito Consultants
952 Ridgebrook Road, suite 1700, Sparks MD 21152
p. 410.467.2377

FOOD SERVICE
Scopes Hospitality Group
300 West Chestnut Street, Suite 201, Ephrata, PA 17522
p. 717.733.5810

INTERIOR DESIGNER
Merlino Design Partnership, Inc.
2200 Renaissance Blvd. Suite 300, Gulph Mills, PA 19406
p. 610.313.9550

MEPPP ENGINEER
LAN Associates
Engineering, Planning, Architecture Surveying, LLP
252 Main Street, Goshen, NY 10924
p. 201.447.6400

HCM / LCS



SENIOR LIVING
AT PURCHASE COLLEGE

BROADVIEW - SENIOR LIVING AT
PURCHASE COLLEGE - COMMONS
BUILDING

hord | coplan | macht

ARCHITECTURE
LANDSCAPE ARCHITECTURE
PLANNING
INTERIOR DESIGN



LAN ASSOCIATES
Engineering, Planning, Architecture, Surveying, LLP
LAN 258 #133611
PROFESSIONAL CERTIFICATION I CERTIFY THAT THESE DOCUMENTS WERE
PREPARED OR APPROVED BY ME, AND THAT I AM A DULY LICENSED ENGINEER
UNDER THE LAWS OF THE STATE OF NEW YORK.
LICENSE NUMBER: 090385
EXPIRATION DATE: 12/31/23

no.	date	revision
-----	------	----------

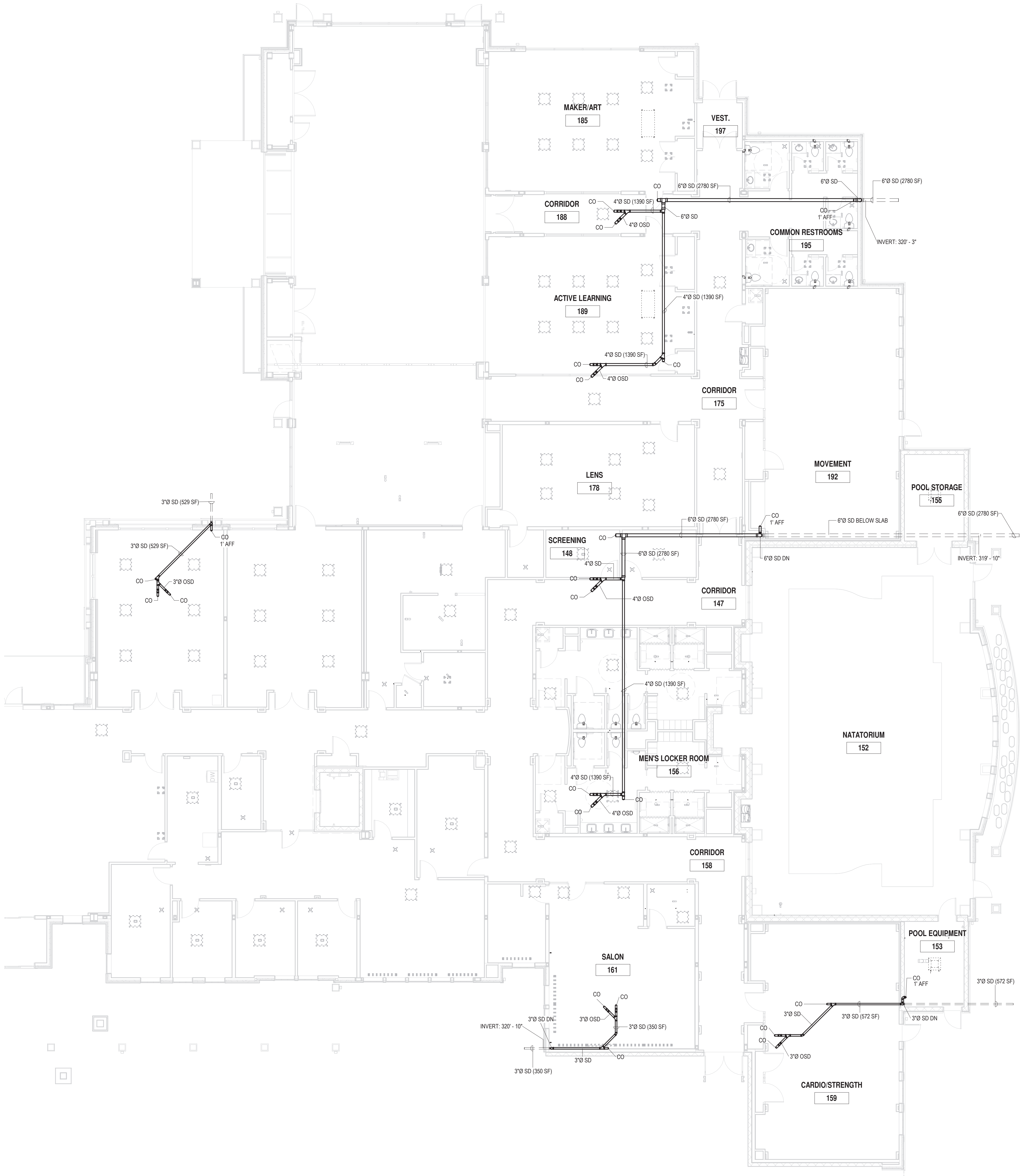
Project Name	BROADVIEW - SENIOR LIVING AT PURCHASE COLLEGE - COMMONS BUILDING	
Project Number	1308.01	
Date	4/30/2021	

Scale	1/8" = 1'-0"
-------	--------------

Drawing	PROPOSED PLUMBING GAS PIPING - WEST LEVEL 2/ROOF
---------	--

P2.13

PERMIT / GMP SET



MATCHLINE - WEST

ARCHITECT
HCM Design, Inc.
700 E. Pratt St, Suite 1200, Baltimore, MD 21202
p. 410. 837. 7311

STRUCTURAL ENGINEER
Morabito Consultants
952 Ridgebrook Road, suite 1700, Sparks MD 21152
p. 410.467.2377

FOOD SERVICE
Scopes Hospitality Group
300 West Chestnut Street, Suite 201, Ephrata, PA 17522
p. 717.733.5810

INTERIOR DESIGNER
Merlino Design Partnership, Inc.
2200 Renaissance Blvd. Suite 300, Gulph Mills, PA 19406
p. 610.313.9550

MEPPP ENGINEER
LAN Associates
Engineering, Planning, Architecture Surveying, LLP
252 Main Street, Goshen, NY 10924
p. 201.447.6400

HCM / LCS



BROADVIEW - SENIOR LIVING AT
PURCHASE COLLEGE - COMMONS
BUILDING

hord | coplan | macht

ARCHITECTURE
LANDSCAPE ARCHITECTURE
PLANNING
INTERIOR DESIGN



LAN ASSOCIATES
Engineering, Planning, Architecture, Surveying, LLP
LAN 258 #133611
PROFESSIONAL CERTIFICATION I CERTIFY THAT THESE DOCUMENTS WERE
PREPARED OR APPROVED BY ME, AND THAT I AM A DULY LICENSED ENGINEER
UNDER THE LAWS OF THE STATE OF NEW YORK.
LICENSE NUMBER: 090385
EXPIRATION DATE: 12/31/23

no.	date	revision

Project Name
BROADVIEW - SENIOR LIVING AT PURCHASE
COLLEGE - COMMONS BUILDING
Project Number
1308.01
Date
4/30/2021
Scale
1/8" = 1'-0"
Drawing
PROPOSED PLUMBING STORM
PIPING - EAST LEVEL 1

P2.14

PERMIT / GMP SET



1
P2.15

© Hord Coplan Macht, Inc.

HCM Design, Inc.
700 E. Pratt St, Suite 1200, Baltimore, MD 21202
p. 410. 837. 7311

Morabito Consultants
952 Ridgebrook Road, suite 1700, Sparks MD 21152
p. 410.467.2377

Scopos Hospitality Group
300 West Chestnut Street, Suite 201, Ephrata, PA 17522
p. 717.733.5810

Merlino Design Partnership, Inc.
2200 Renaissance Blvd, Suite 300, Gulph Mills, PA 19406
p. 610.313.9550

LAN Associates
Engineering, Planning, Architecture Surveying, LLP
252 Main Street, Goshen, NY 10924
p. 201.447.6400



BROADVIEW

SENIOR LIVING
AT PURCHASE COLLEGE

**BROADVIEW - SENIOR LIVING AT
PURCHASE COLLEGE - COMMONS
BUILDING**

hord | coplan | macht

LANDSCAPE ARCHITECTURE

INTERIOR DESIGN



LAN ASSOCIATES
Engineering, Planning, Architecture, Surveying, LLP
LAN JOB #1308.01
PROFESSIONAL CERTIFICATION: I CERTIFY THAT THESE DOCUMENTS WERE
PREPARED OR APPROVED BY ME, AND THAT I AM A DULY LICENSED ENGINEER
UNDER THE LAWS OF THE STATE OF NEW YORK.
LICENSE NUMBER: 090365
EXPIRATION DATE: 12/31/23

[illegible]

Project Name
BROADVIEW - SENIOR LIVING AT PURCHASE
COLLEGE - COMMONS BUILDING
Project Number
1308.01

Date
4/30/2021

Scale _____

Drawing

PROPOSED PLUMBING STORM
PIPING - WEST ROOF

P2.17

PERMIT / GMP SET

Hord Coplan Macht, Inc.

1 PROPOSED PLUMBING STORM PIPING - WEST ROOF
P2.17 1/8" = 1'-0"

A B C D E F G H I J K L M 4/30/2021 3:33:46 PM

MEPFP ENGINEER
LAN Associates
Engineering, Planning, Architecture Surveying, LLP
252 Main Street, Goshen, NY 10924
p. 201.447.6400



BROADVIEW

**SENIOR LIVING
AT PURCHASE COLLEGE**

BROADVIEW - SENIOR LIVING AT
PURCHASE COLLEGE - COMMONS
BUILDING

hord | coplan | macht

ARCHITECTURE
LANDSCAPE ARCHITECTURE
PLANNING
INTERIOR DESIGN



LAN ASSOCIATES
Engineering, Planning, Architecture, Surveying, LLP
LAN JOB #1358.01
PROFESSIONAL CERTIFICATION: I CERTIFY THAT THESE DOCUMENTS WERE
PREPARED OR APPROVED BY ME, AND THAT I AM A DULY LICENSED ENGINEER
UNDER THE LAWS OF THE STATE OF NEW YORK.
LICENSE NUMBER: 060385
EXPIRATION DATE: 12/31/23

[illegible]

Project Name
BROADVIEW - SENIOR LIVING AT PURCHASE
COLLEGE - COMMONS BUILDING
Project Number
1308.01

Date 4/30/2021

Scale
1/4" = 1'-0"

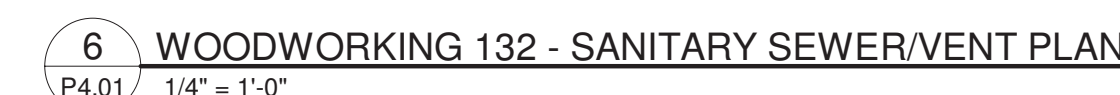

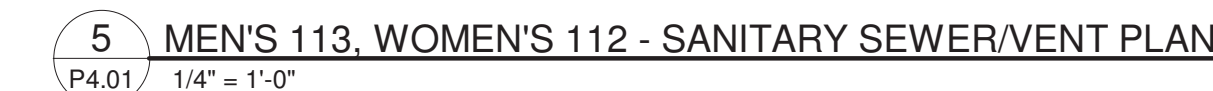
Drawing

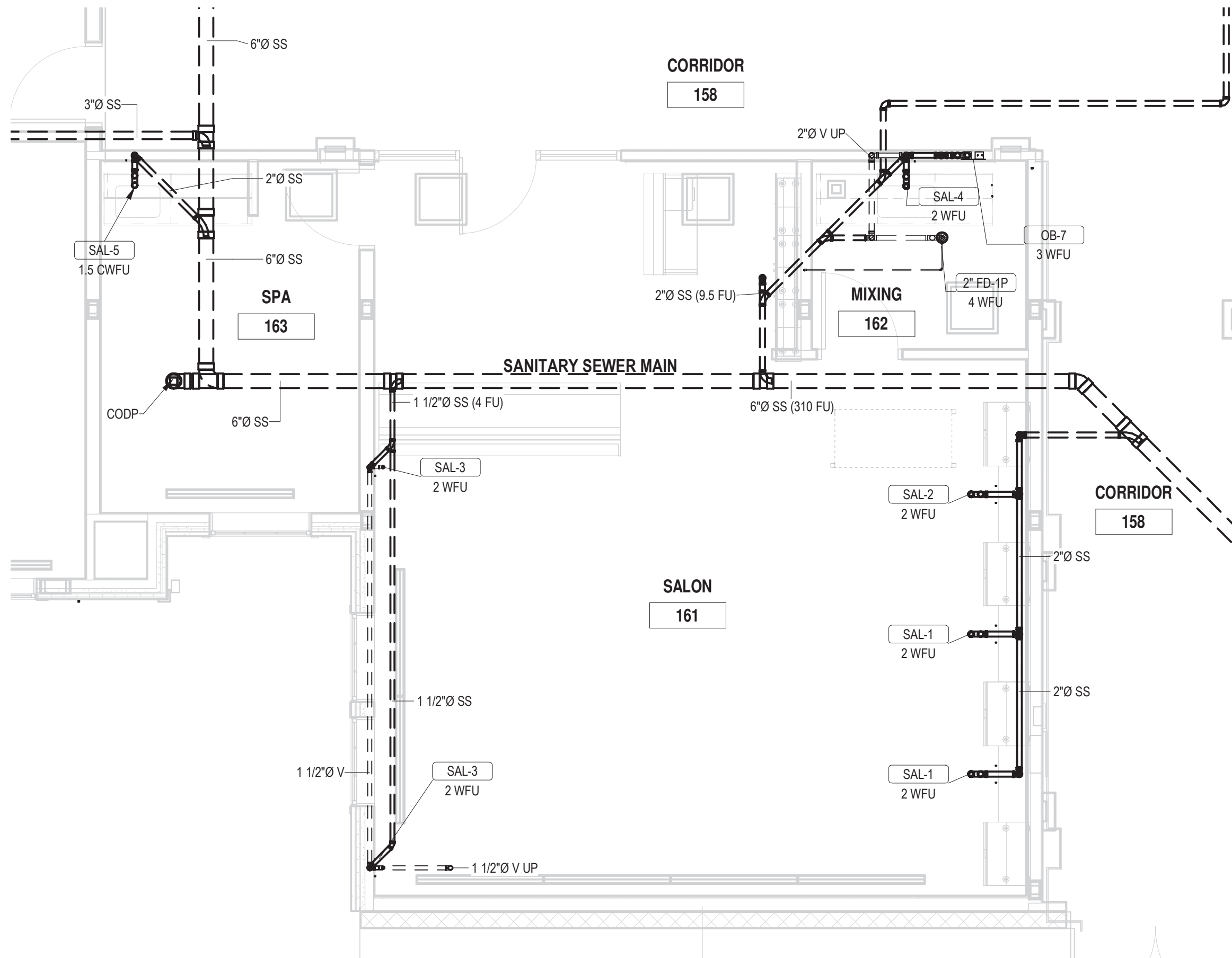
ENLARGED PLUMBING PLANS I -
SANITARY & VENTING

P4.01

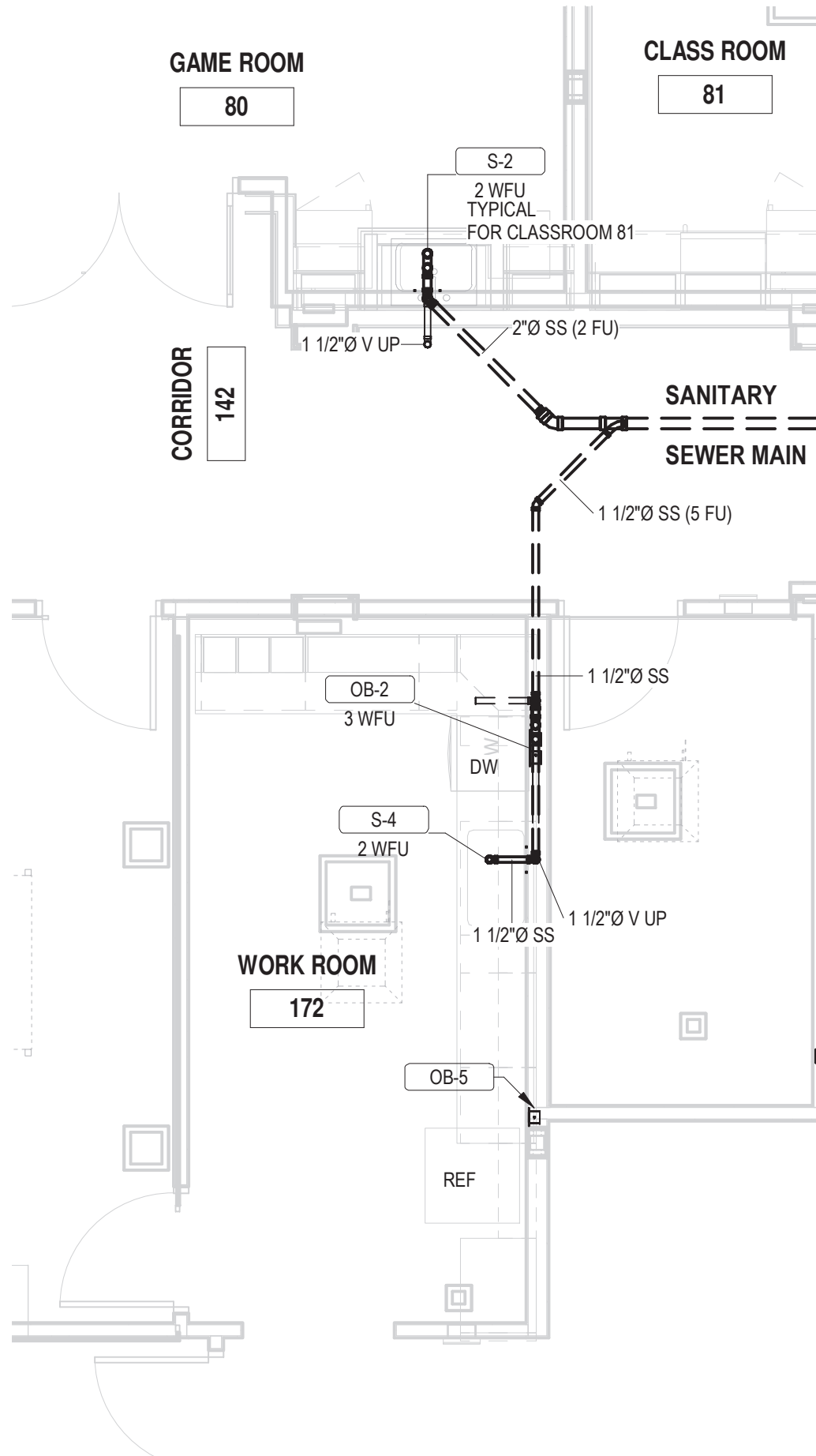
PERMIT / GMP SET

© Hord Coplan Macht, Inc.

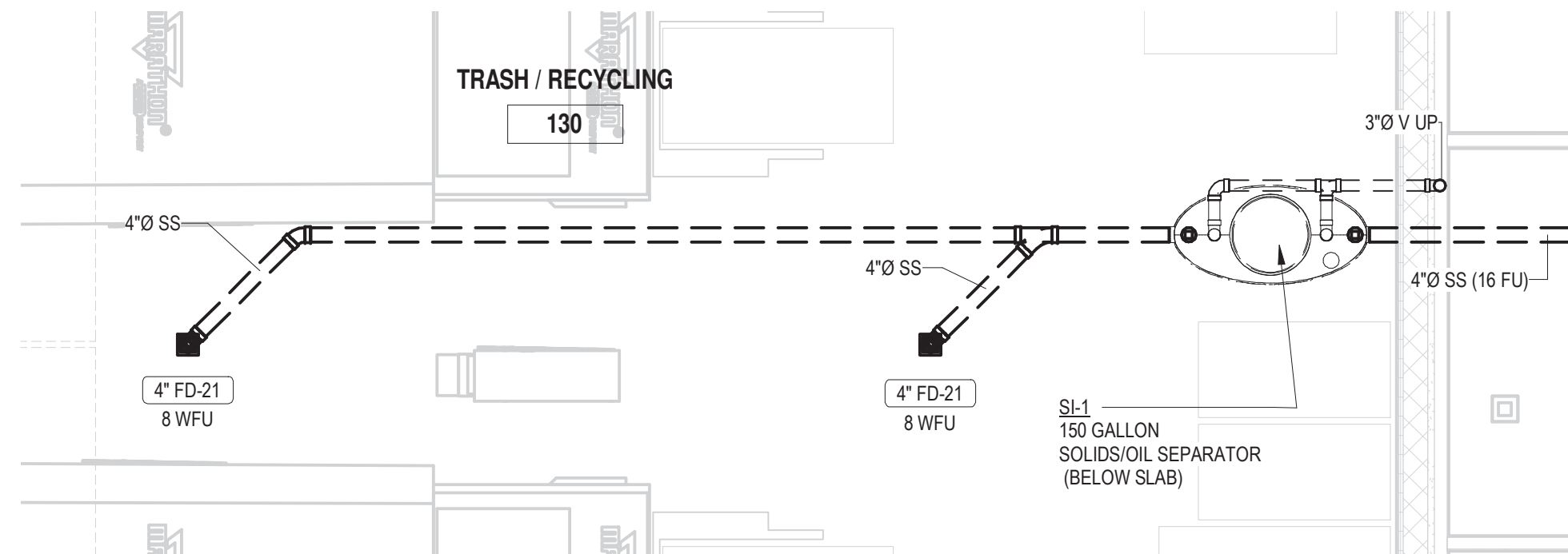




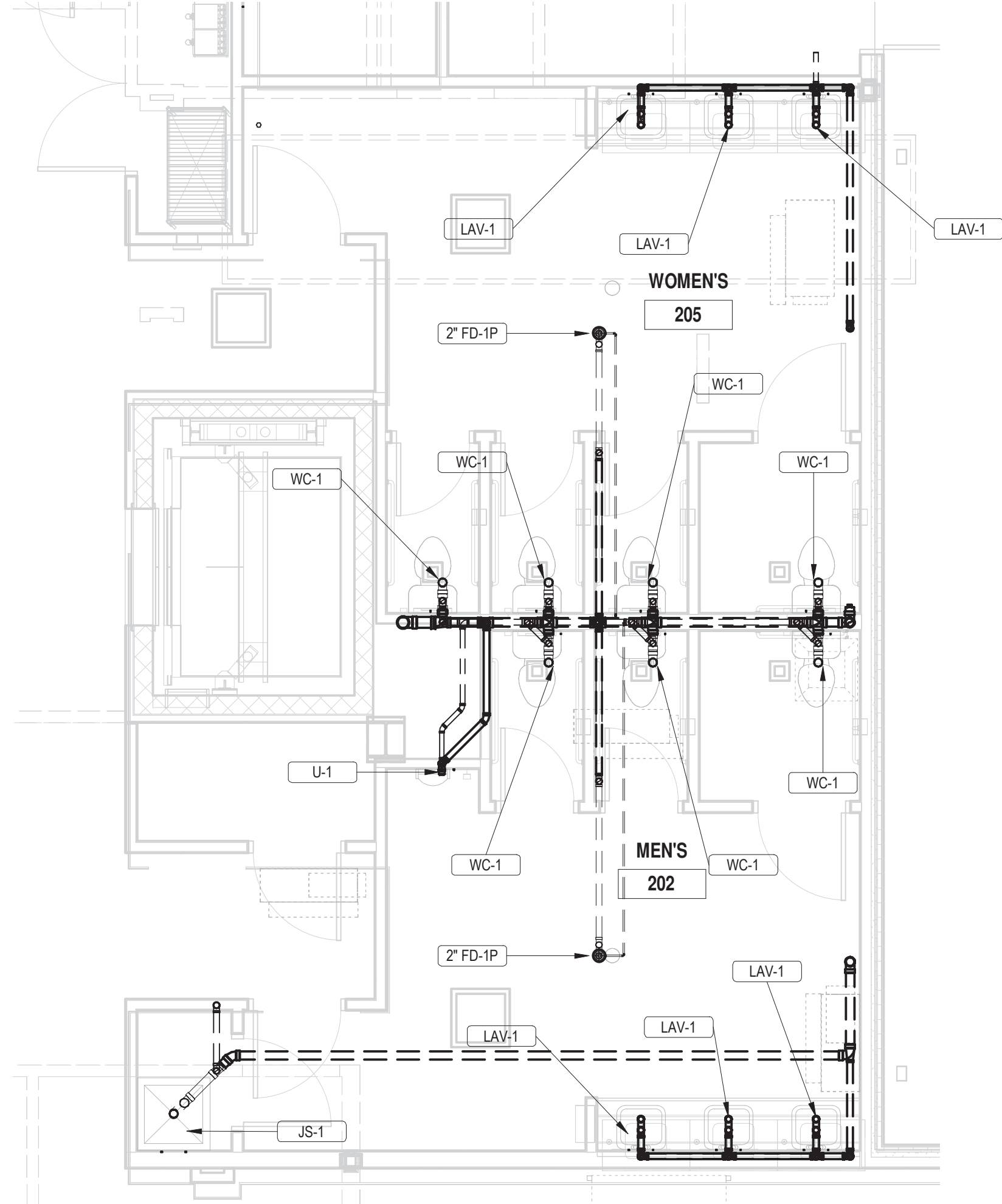
1 SALON 161 - SANITARY SEWER/VENT PLAN
P4.02 1/4" = 1'-0"



3 ENLARGED WORK ROOM 172 - SANITARY SEWER/VENT PLAN
P4.02 1/4" = 1'-0"



2 TRASH 130 - SANITARY SEWER/VENT PLAN
P4.02 1/4" = 1'-0"



4 MEN'S 202, WOMEN'S 205 - SANITARY SEWER/VENT PLAN
P4.02 1/4" = 1'-0"

ARCHITECT
HCM Design, Inc.
700 E. Pratt St, Suite 1200, Baltimore, MD 21202
p. 410. 837. 7311

STRUCTURAL ENGINEER
Morabito Consultants
952 Ridgebrook Road, suite 1700, Sparks MD 21152
p. 410.467.2377

FOOD SERVICE
Scopes Hospitality Group
300 West Chestnut Street, Suite 201, Ephrata, PA 17522
p. 717.733.5810

INTERIOR DESIGNER
Merlino Design Partnership, Inc.
2200 Renaissance Blvd, Suite 300, Gulph Mills, PA 19406
p. 610.313.9550

MEPPP ENGINEER
LAN Associates
Engineering, Planning, Architecture Surveying, LLP
252 Main Street, Goshen, NY 10924
p. 201.447.6400

HCM / LCS



BROADVIEW - SENIOR LIVING AT
PURCHASE COLLEGE - COMMONS
BUILDING

hord | coplan | macht

ARCHITECTURE
LANDSCAPE ARCHITECTURE
PLANNING
INTERIOR DESIGN



LAN ASSOCIATES
Engineering, Planning, Architecture, Surveying, LLP
LAN 258 #133611
PROFESSIONAL CERTIFICATION I CERTIFY THAT THESE DOCUMENTS WERE
PREPARED OR APPROVED BY ME AND THAT I AM A DULY LICENSED ENGINEER
UNDER THE LAWS OF THE STATE OF NEW YORK
LICENSE NUMBER: 090385
EXPIRATION DATE: 12/31/21

no.	date	revision

Project Name
BROADVIEW - SENIOR LIVING AT PURCHASE
COLLEGE - COMMONS BUILDING
Project Number
1308.01
Date
4/30/2021
Scale
1/4" = 1'-0"
Drawing
ENLARGED PLUMBING PLANS II -
SANITARY & VENTING

P4.02

PERMIT / GMP SET

© Hord Coplan Macht, Inc.

ARCHITECT
HCM Design, Inc.
700 E. Pratt St, Suite 1200, Baltimore, MD 21202
p. 410. 837. 7311

STRUCTURAL ENGINEER
Morabito Consultants
952 Ridgebrook Road, suite 1700, Sparks MD 21152
p. 410.467.2377

FOOD SERVICE
Scopes Hospitality Group
300 West Chestnut Street, Suite 201, Ephrata, PA 17522
p. 717.733.5810

INTERIOR DESIGNER
Merlino Design Partnership, Inc.
2200 Renaissance Blvd. Suite 300, Gulph Mills, PA 19406
p. 610.313.9550

MEPPP ENGINEER
LAN Associates
Engineering, Planning, Architecture Surveying, LLP
252 Main Street, Goshen, NY 10924
p. 201.447.6400

HCM / LCS



SENIOR LIVING
AT PURCHASE COLLEGE

BROADVIEW - SENIOR LIVING AT
PURCHASE COLLEGE - COMMONS
BUILDING

hord | coplan | machi

ARCHITECTURE
LANDSCAPE ARCHITECTURE
PLANNING
INTERIOR DESIGN



LAN ASSOCIATES
Engineering, Planning, Architecture, Surveying, LLP
LAN 238 #132611
PROFESSIONAL CERTIFICATION / CERTIFY THAT THESE DOCUMENTS WERE
PREPARED OR APPROVED BY ME, AND THAT I AM A DULY LICENSED ENGINEER
UNDER THE LAWS OF THE STATE OF NEW YORK
LICENSE NUMBER: 090385
EXPIRATION DATE: 12/31/23

no. date revision

Project Name
BROADVIEW - SENIOR LIVING AT PURCHASE
COLLEGE - COMMONS BUILDING
Project Number
1308.01

Date
4/30/2021

Scale
1/4" = 1'-0"

Drawing
ENLARGED FOOD SERVICE
PLANS - SANITARY & VENTING

PERMIT / GMP SET

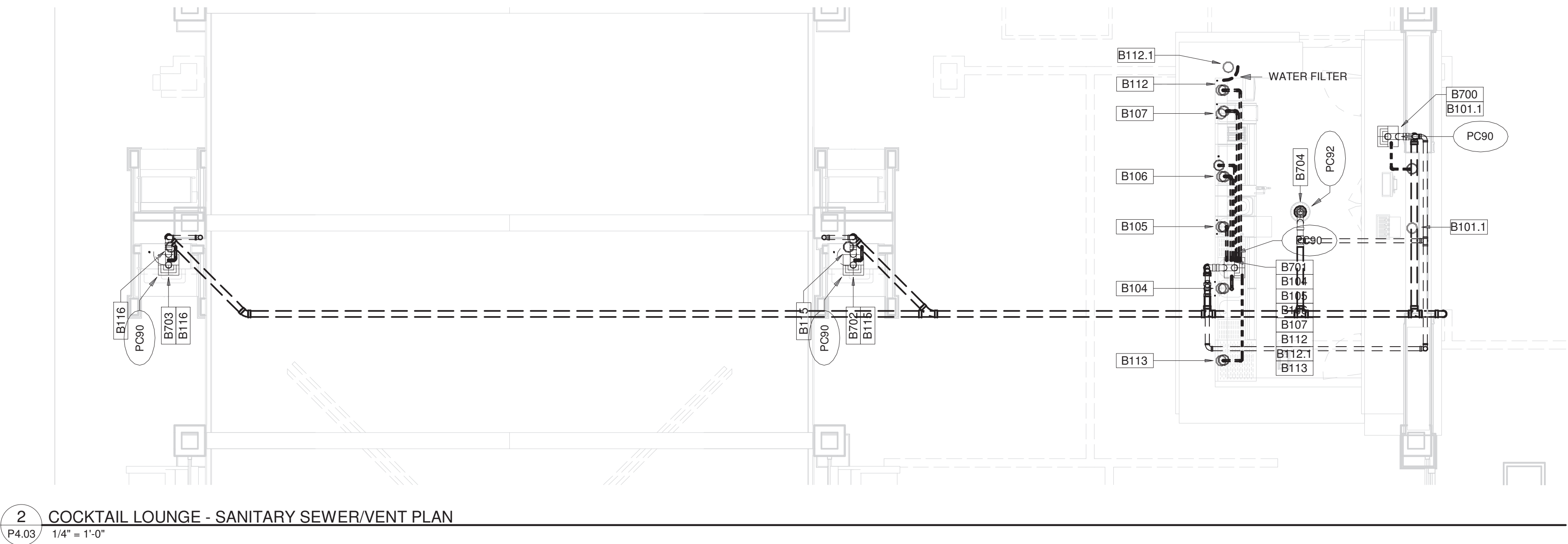
© Hord Coplan Machi, Inc.

CENTRAL KITCHEN - INDIRECT WASTE SCHEDULE						
Item #	Qty	Description	Manufacturer	Model	Waste Size	
					Indirect	Item #
K102.1	1	Cooler Evaporator, Double	RDT	Custom	3/4"	K102.1
K105.1	1	Freezer Evaporator, Double	RDT	Custom	3/4"	K105.1
K111.2	1	Prep Sink, Weld-In	Eagle Group	E24A	1 1/2"	K111.2
K115.2	1	Water Filter System, Combi	Rational	1900.1150US	3/4"	K115.2
K117	1	Tilting Skillet	Cleveland	SGL30T1	1 1/2"	K117
K118	1	Modular Base with Kettles	Cleveland	36GMK1010300	1 1/2"	K118
K126.1	1	Prep Sink, Weld-In	Eagle Group	E24A	1 1/2"	K126.1
K130	1	Two Compartment Sink	Eagle Group	FM2032-2-36-14/3	1 1/2"	K130
K130.3	2	Waste Drain Valve, Twist Handle	T&S Brass	B-3940	2"	K130.3
K138.1	1	Prep Sink, Weld-In	Eagle Group	E20	1 1/2"	K138.1
K140	1	Cooking Suite H Frame	Vulcan	SUITE C	1/2"	K140
K140.1	1	Built-In Modular Warmers	Well	MOD-100TD	1/2"	K140.1
K140.7	1	Range Match Fryer	Vulcan	VFRY18	1 1/2"	K140.7
K140.9	2	Prep Table Refrigerator	Traulsen	UST3212-L	1/2"	K140.9
K142.4	1	Prep Sink, Weld-In	Eagle Group	E24A	1 1/2"	K142.4
K142.7	1	Drop-In, Hot/Cold	Vollrath	FC-6HC-03208-AD	3/4"	K142.7
K142.8	1	Refrigerated Cold Plans	Vollrath	FC-4C-01120-N	1"	K142.8
K156.2	1	Prep Sink, Weld-In	Eagle Group	E24A	1 1/2"	K156.2
K157	1	Rack Conveyor Dishwasher	Hobart	CL44EN-ADV+BUILDUP	2"	K157
K157.2	1	Water Filter System, Warewashing	Everpure	EV979911	3/4"	K157.2
K162	1	Four Bowl Sink	Eagle Group	Custom	1 1/2"	K162
K162.3	4	Waste Drain Valve, Twist Handle	T&S Brass	B-3940	2"	K162.3
K163	1	Hose Reel	T&S Brass	B-7132-U03XS5	0"	K163
K171.1	1	Prep Sink, Weld-In	Eagle Group	E24A	1 1/2"	K171.1
K174	1	Water Filter System, Combination	Everpure	EV933042	3/4"	K174
K176	1	Self Contained Ice Machine	Follett	HCC1010ABT	3/4"	K176
K184	1	Ice Machine	Manitowoc Ice	IYT0500A	1/2"	K184
K184.1	1	Ice Bin	Manitowoc Ice	D570	3/4"	K184.1
K184.2	1	Water Filter System, Ice Machine	Everpure	EV932422	3/4"	K184.2
K187	1	Prep Sink, Undermount	Eagle Group	SR14-16-9.5-1	1 1/2"	K187
K303	1	Soda Dispenser, 8 Valve	Lancor	IBD 4500	3/4"	K303
K311	1	Ice Cream Storage Cabinet	Master-Bilt	DC-2SSE	1"	K311

CENTRAL KITCHEN - DIRECT WASTE SCHEDULE						
Item #	Qty	Description	Manufacturer	Model	Waste Size	
					Direct	Item #
K112	1	Wall Mounted Hand Sink	Eagle Group	YSCOPOS-HSA-0001-00	1 1/2"	K112
K115	1	Electrical Combi-steamer	Rational	ICP 6-FULL E	2"	K115
K115.1	1	Electrical Combi-steamer	Rational	ICP 10-FULL E	2"	K115.1
K129	1	Wall Mounted Hand Sink	Eagle Group	YSCOPOS-HSA-0001-00	1 1/2"	K129
K155	1	Mop Sink	Eagle Group	F1916	2"	K155
K156.5	1	Disposer, Garbage	Salvajor	200-SA-WSP	2"	K156.5
K163	1	Hose Reel	T&S Brass	B-7132-U03XS5	0"	K163
K164	1	Wall Mounted Hand Sink	Eagle Group	YSCOPOS-HSA-0001-00	1 1/2"	K164
K168.1	1	Hand Sink, Weld-In	Eagle Group	E20	1 1/2"	K168.1
K178	1	Wall Mounted Hand Sink	Eagle Group	YSCOPOS-HSA-0002-00	1 1/2"	K178
K180	1	Hand Sink, Undermount	Eagle Group	SR10-14-5-1	1 1/2"	K180
K184.3	1	Anti-Splash Floor Trough Subway-Style Grating	Eagle Group	ASFT-1236-SG	4"	K184.3
K185	1	Anti-Splash Floor Trough Subway-Style Grating	Eagle Group	ASFT-1824-SG	4"	K185

SEE DRAWING QF-E300 FOR COMPLETE PLUMBING ROUGH-IN DETAILS

1 CENTRAL KITCHEN - SANITARY SEWER/VENT PLAN
P4.03 1/4" = 1'-0"



ARCHITECT
HCM Design, Inc.
700 E. Pratt St, Suite 1200, Baltimore, MD 21202
p. 410. 837. 7311

STRUCTURAL ENGINEER
Morabito Consultants
952 Ridgebrook Road, suite 1700, Sparks MD 21152
p. 410.467.2377

FOOD SERVICE
Scopes Hospitality Group
300 West Chestnut Street, Suite 201, Ephrata, PA 17522
p. 717.733.5810

INTERIOR DESIGNER
Merlino Design Partnership, Inc.
2200 Renaissance Blvd. Suite 300, Gulph Mills, PA 19406
p. 610.313.9550

MEFP ENGINEER
LAN Associates
Engineering, Planning, Architecture Surveying, LLP
252 Main Street, Goshen, NY 10924
p. 201.447.6400

HCM / LCS



BROADVIEW - SENIOR LIVING AT
PURCHASE COLLEGE - COMMONS
BUILDING

hord | coplan | macht

ARCHITECTURE
LANDSCAPE ARCHITECTURE
PLANNING
INTERIOR DESIGN



LAN ASSOCIATES
Engineering, Planning, Architecture, Surveying, LLP
LAN 258 #1308.01
PROFESSIONAL CERTIFICATION I CERTIFY THAT THESE DOCUMENTS WERE
PREPARED OR APPROVED BY ME, AND THAT I AM A DULY LICENSED ENGINEER
UNDER THE LAWS OF THE STATE OF NEW YORK.
LICENSE NUMBER: 090385
EXPIRATION DATE: 12/31/23

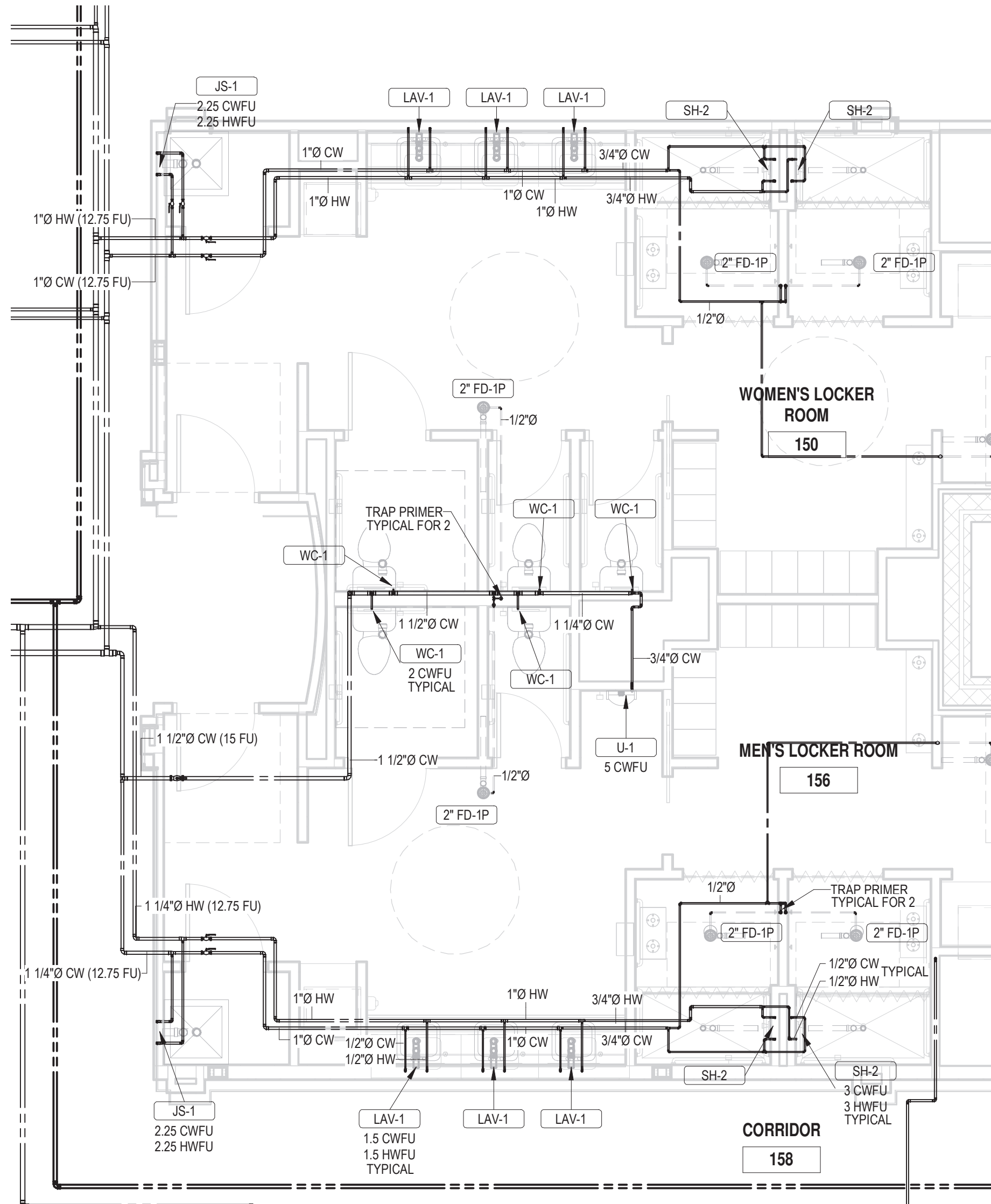
no.	date	revision
-----	------	----------

Project Name	BROADVIEW - SENIOR LIVING AT PURCHASE COLLEGE - COMMONS BUILDING
Project Number	1308.01
Date	4/30/2021
Scale	1/4" = 1'-0"
Drawing	ENLARGED PLUMBING PLANS 1 - DOMESTIC WATER PIPING

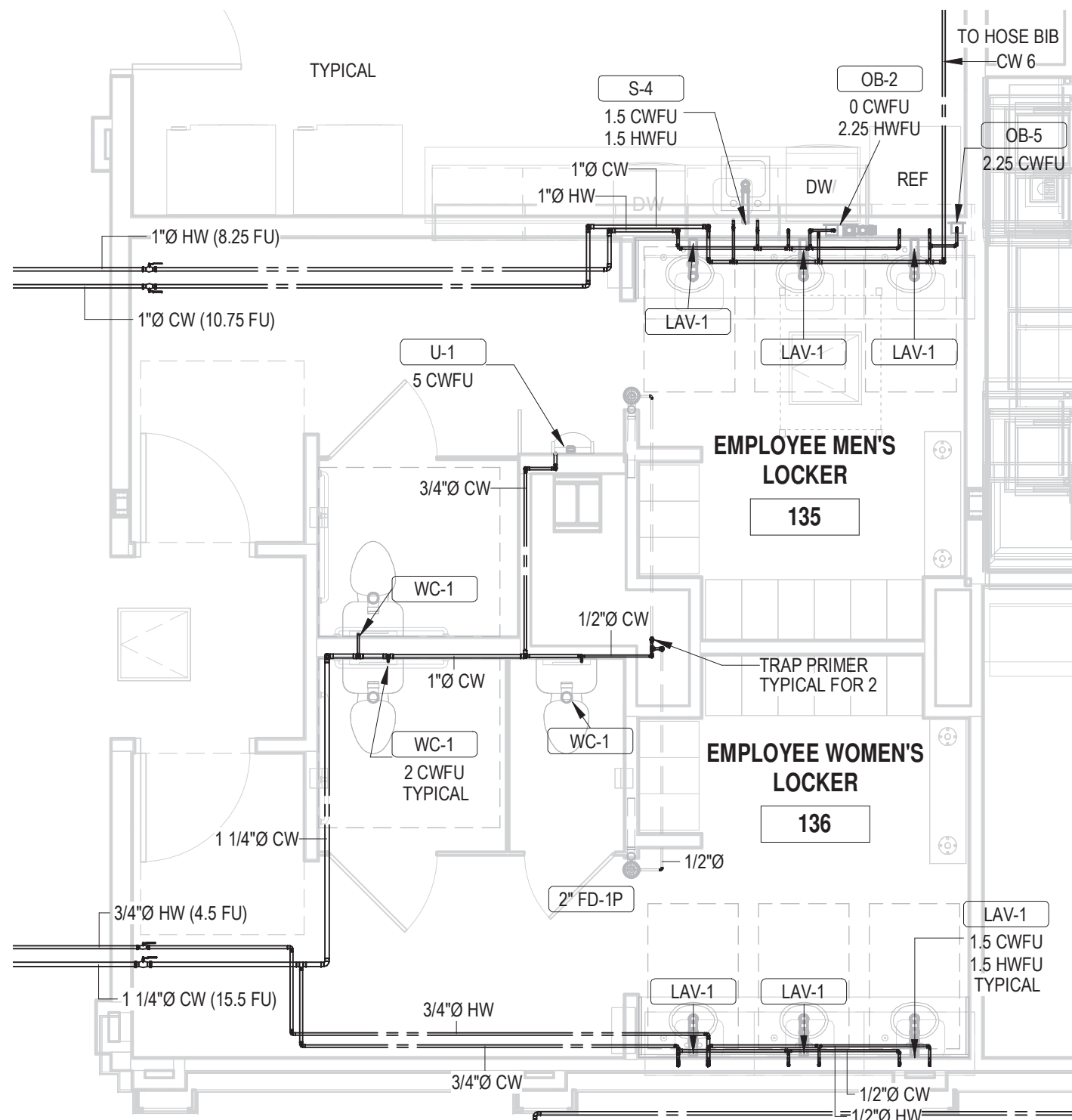
P4.05

PERMIT / GMP SET

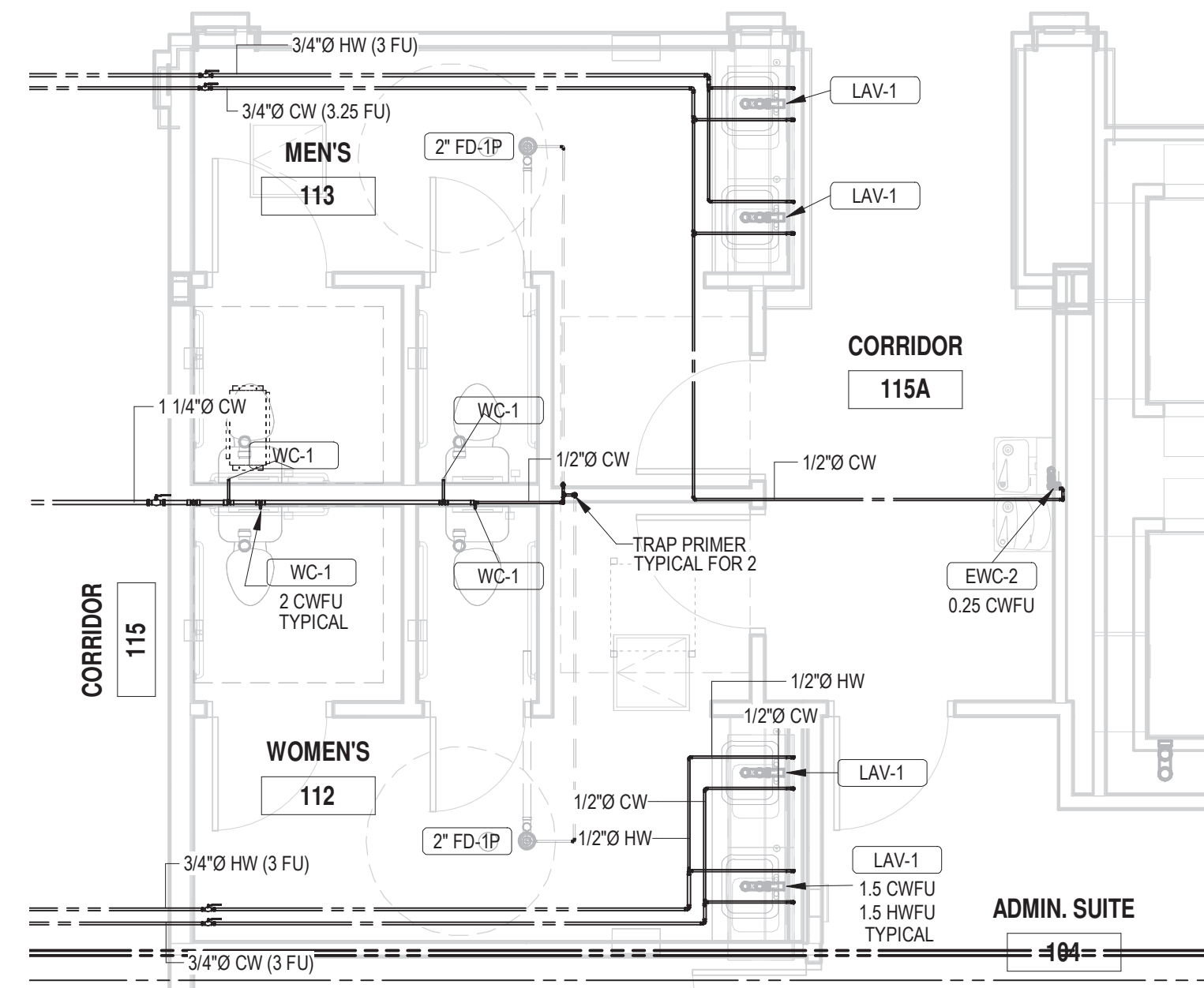
© Hord Coplan Macht, Inc.



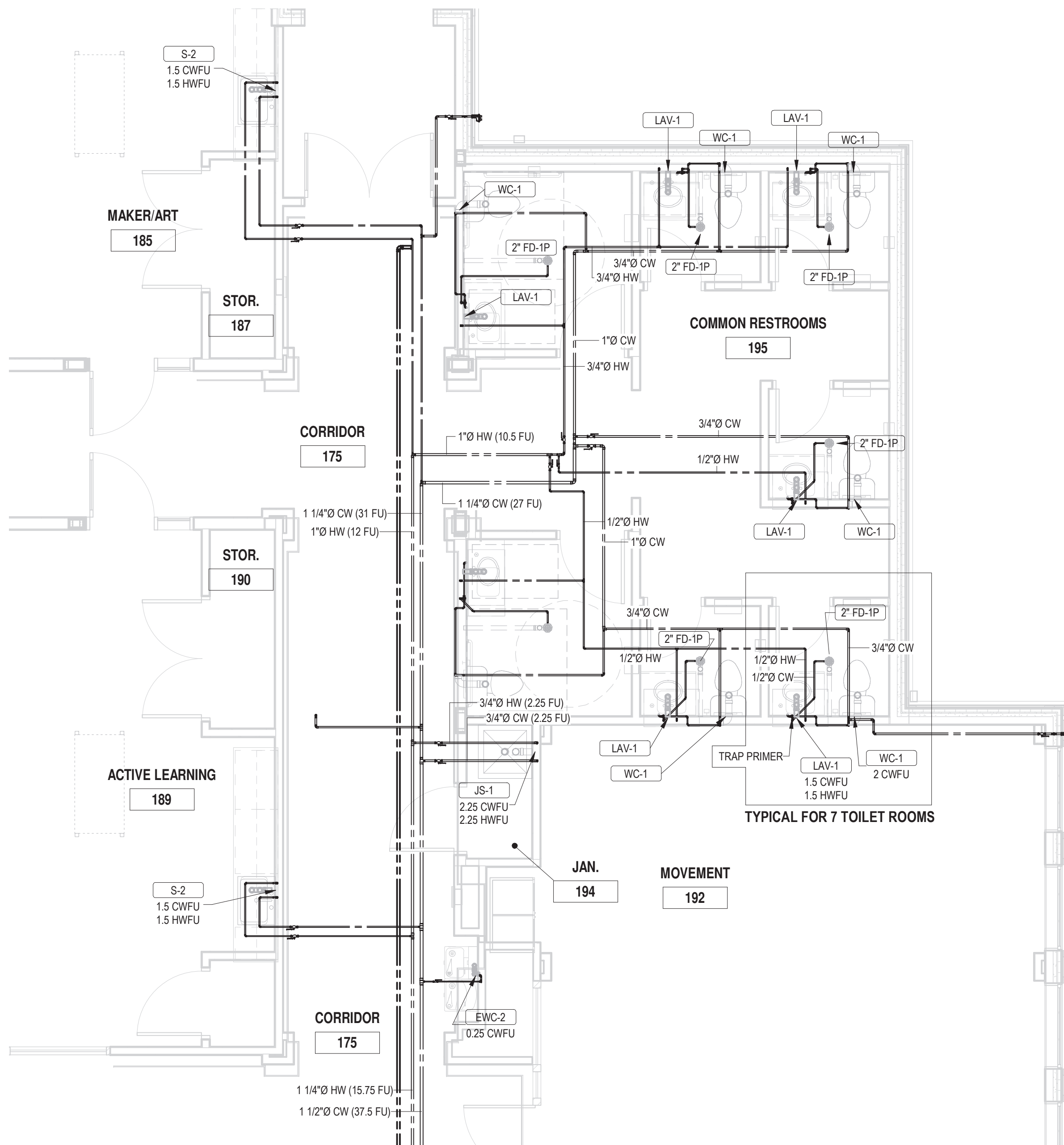
1 COMMON LOCKER ROOMS - DOMESTIC WATER PLAN
P4.05 1/4" = 1'-0"



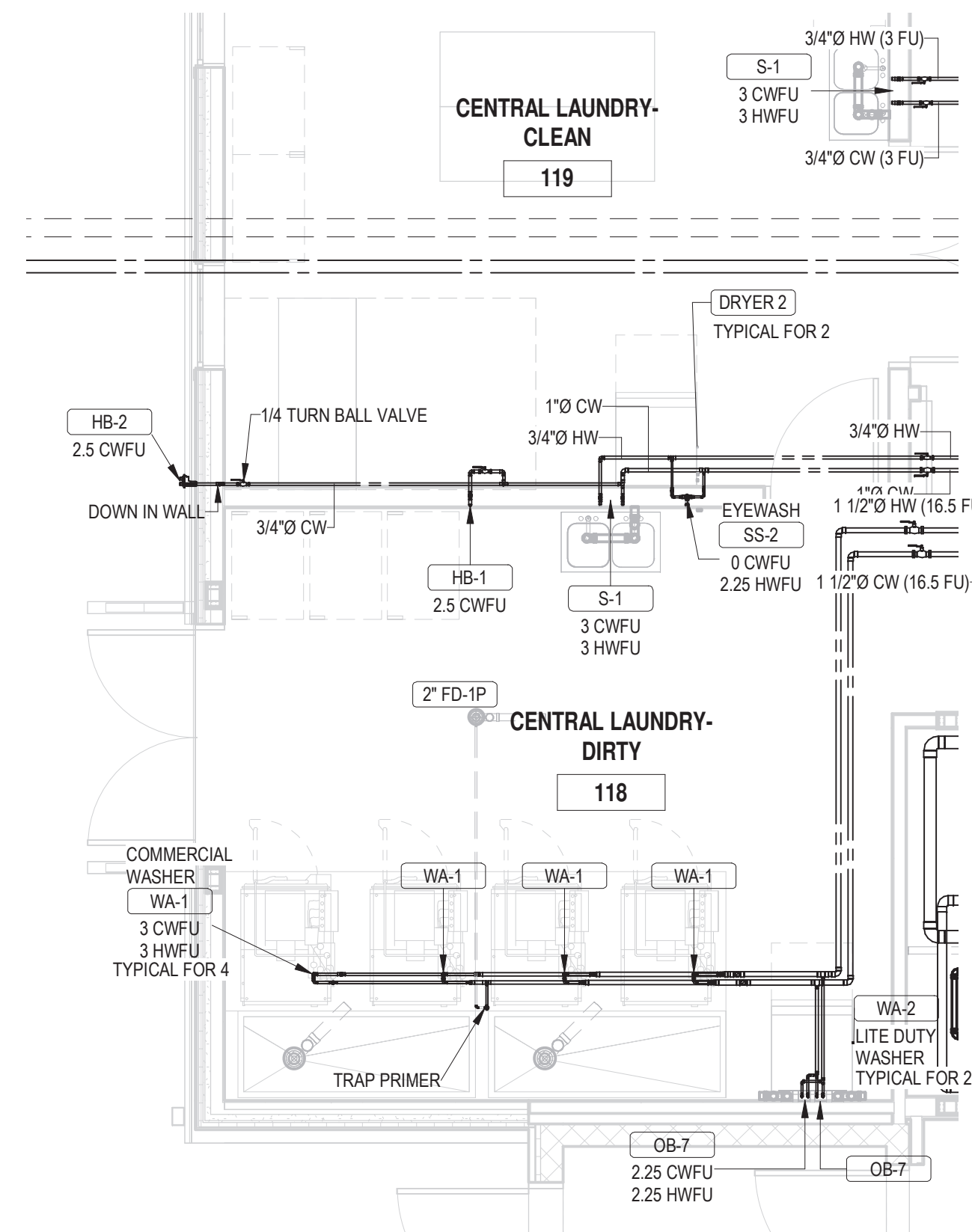
3 EMPLOYEE LOCKER ROOMS - DOMESTIC WATER PLAN
P4.05 1/4" = 1'-0"



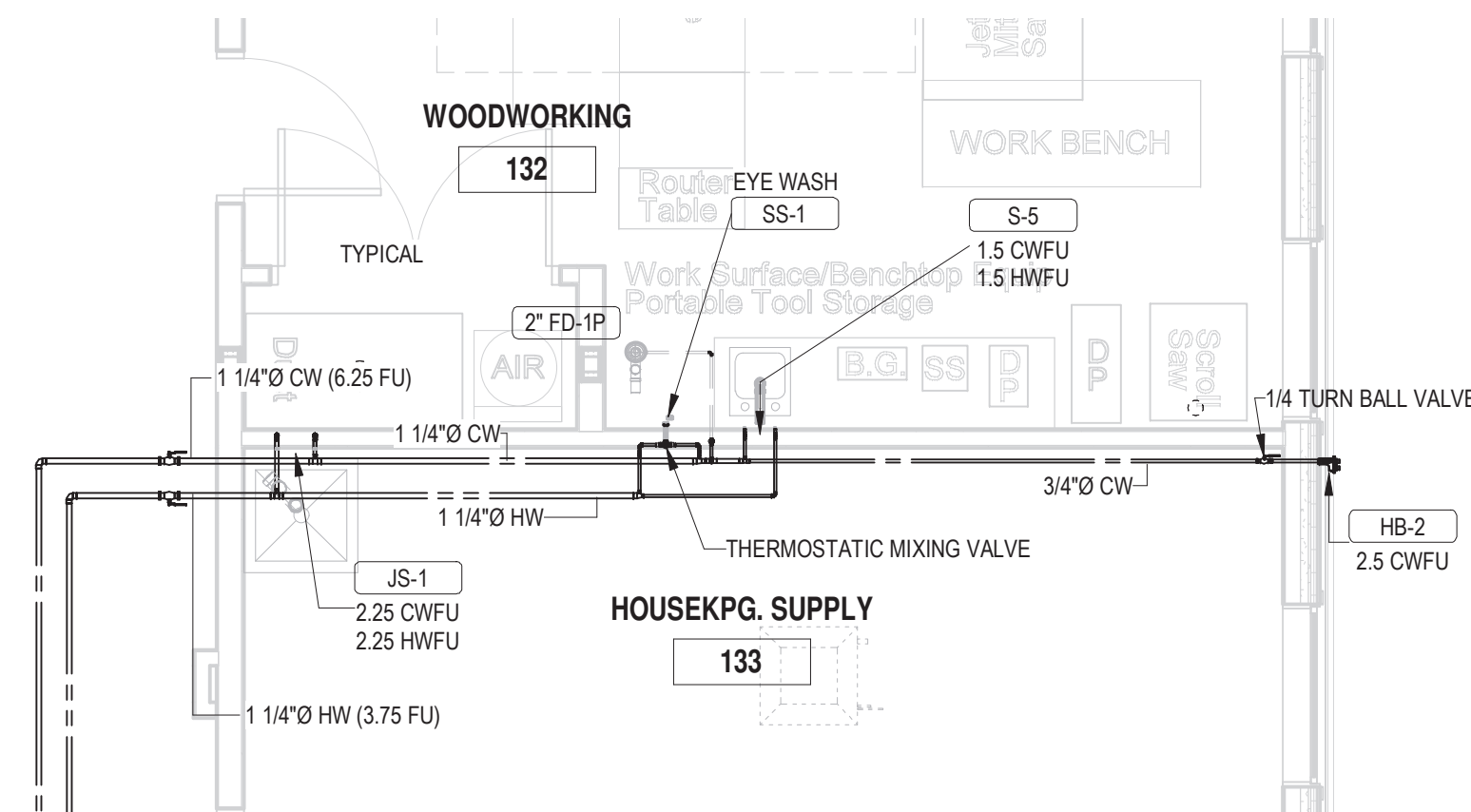
5 MEN'S 113, WOMEN'S 112 - DOMESTIC WATER PLANS
P4.05 1/4" = 1'-0"



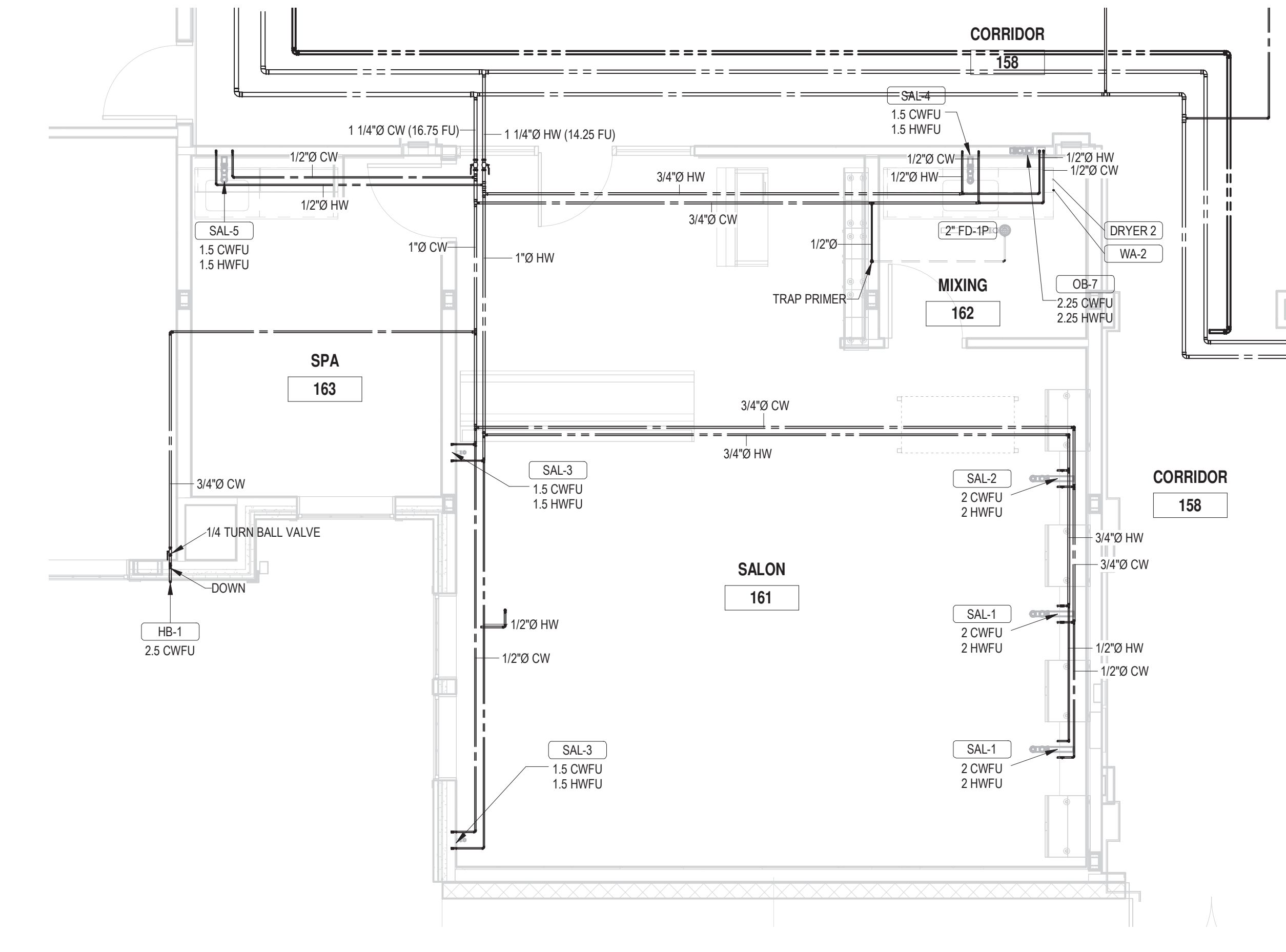
2 COMMON RESTROOMS 195 - DOMESTIC WATER PLAN
P4.05 1/4" = 1'-0"



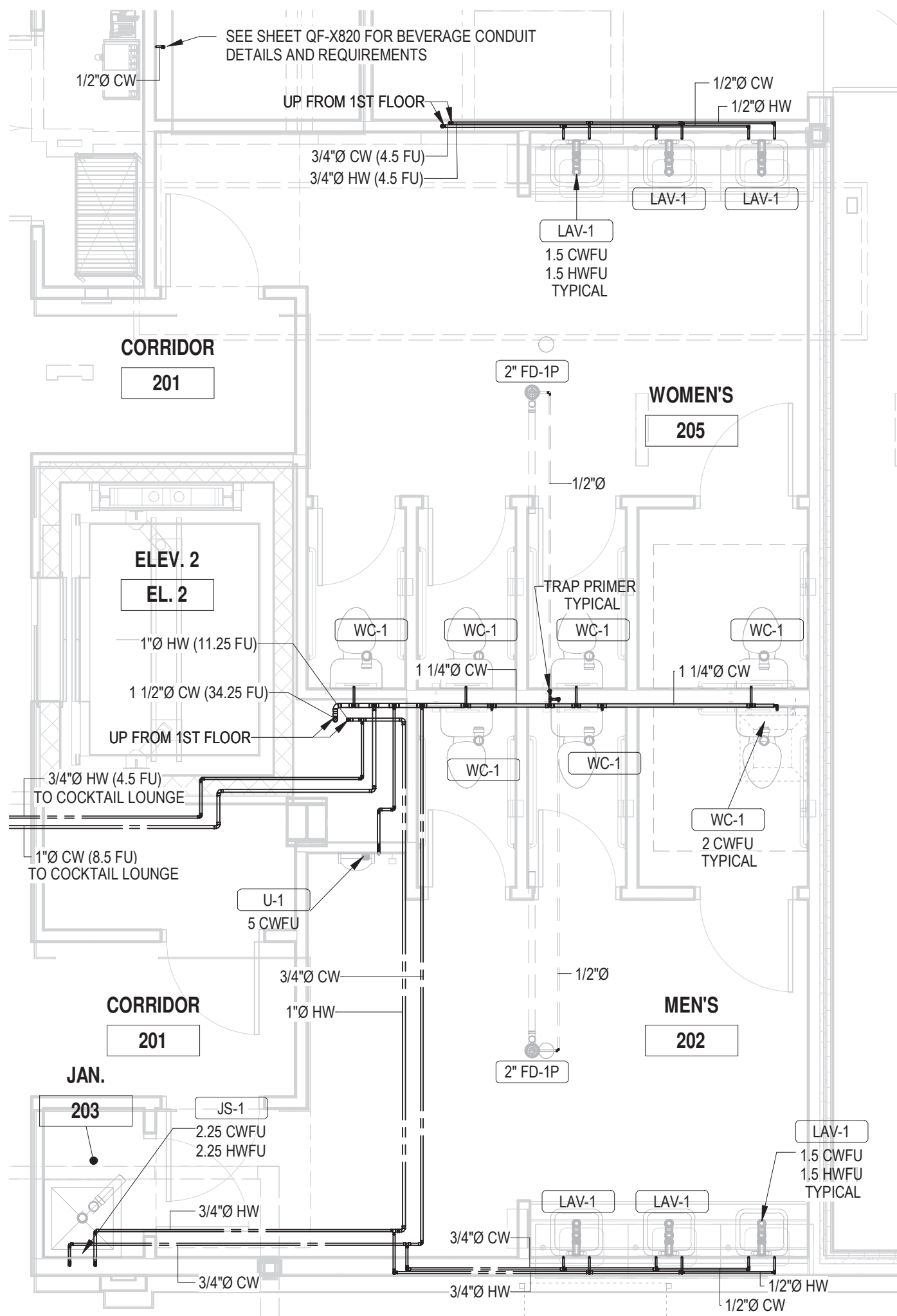
4 LAUNDRY 118 - DOMESTIC WATER PLAN
P4.05 1/4" = 1'-0"



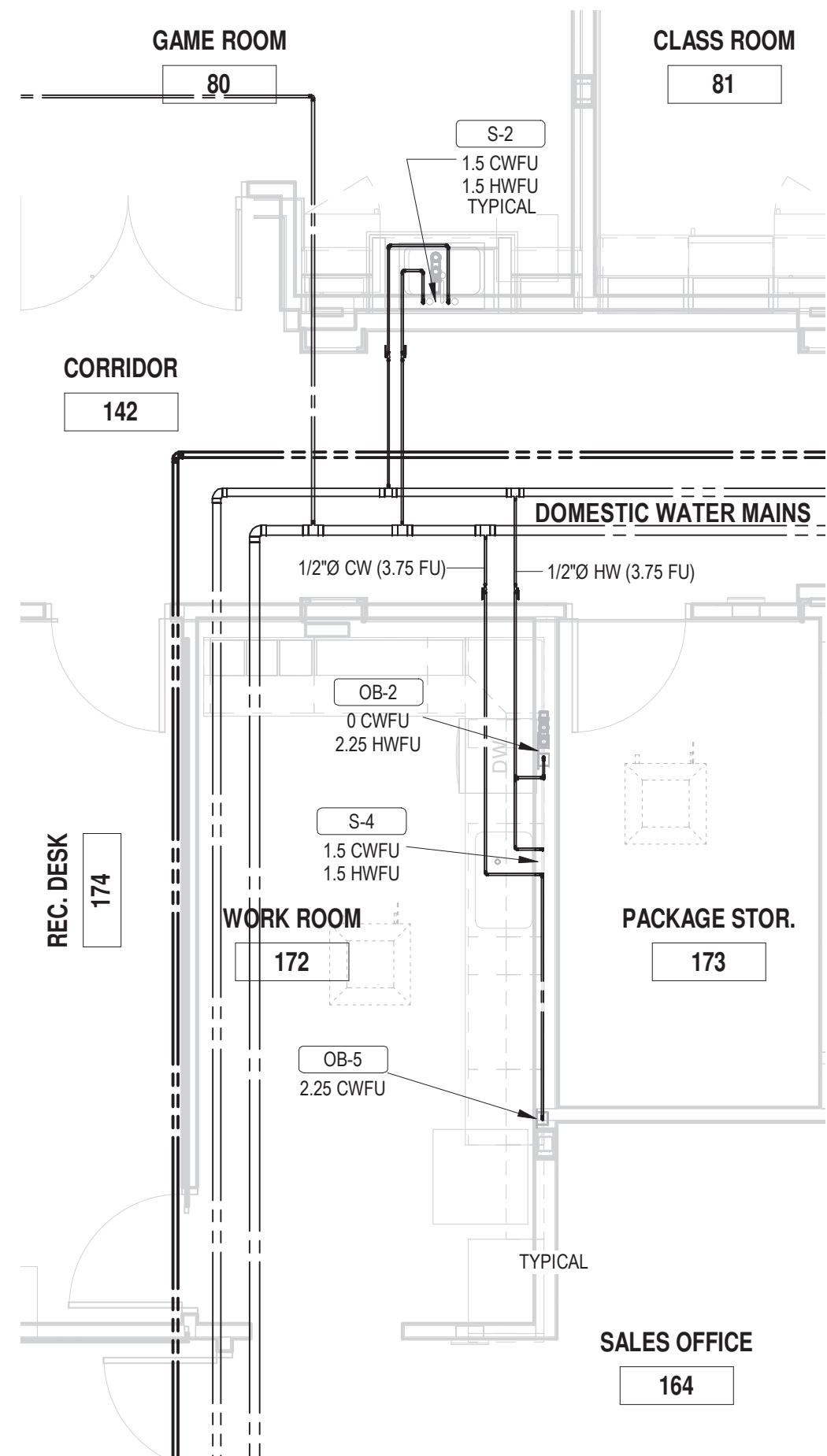
6 WOODWORKING 132 - DOMESTIC WATER PLAN
P4.05 1/4" = 1'-0"



1 SALON 161 - DOMESTIC WATER PLAN
P4.06 1/4" = 1'-0"



3 WOMENS 205, MENS 202 - DOMESTIC WATER PLAN
P4.06 1/4" = 1'-0"



2 ENLARGED WORK ROOM 172 - DOMESTIC WATER PLAN
P4.06 1/4" = 1'-0"

ARCHITECT
HCM Design, Inc.
700 E. Pratt St, Suite 1200, Baltimore, MD 21202
p. 410. 837. 7311

STRUCTURAL ENGINEER
Morabito Consultants
952 Ridgebrook Road, suite 1700, Sparks MD 21152
p. 410.467.2377

FOOD SERVICE
Scopes Hospitality Group
300 West Chestnut Street, Suite 201, Ephrata, PA 17522
p. 717.733.5810

INTERIOR DESIGNER
Merlino Design Partnership, Inc.
2200 Renaissance Blvd, Suite 300, Gulph Mills, PA 19406
p. 610.313.9550

MEPP ENGINEER
LAN Associates
Engineering, Planning, Architecture Surveying, LLP
252 Main Street, Goshen, NY 10924
p. 201.447.6400

HCM / LCS



BROADVIEW - SENIOR LIVING AT
PURCHASE COLLEGE - COMMONS
BUILDING

hard | coplan | macht

ARCHITECTURE
LANDSCAPE ARCHITECTURE
PLANNING
INTERIOR DESIGN



LAN ASSOCIATES
Engineering, Planning, Architecture, Surveying, LLP
LAN 258 #133611
PROFESSIONAL CERTIFICATION I CERTIFY THAT THESE DOCUMENTS WERE
PREPARED OR APPROVED BY ME, AND THAT I AM A DULY LICENSED ENGINEER
UNDER THE LAWS OF THE STATE OF NEW YORK.
LICENSE NUMBER: 090385
EXPIRATION DATE: 12/31/23

no.	date	revision
-----	------	----------

Project Name	BROADVIEW - SENIOR LIVING AT PURCHASE COLLEGE - COMMONS BUILDING	
Project Number	1308.01	
Date	4/30/2021	
Scale	1/4" = 1'-0"	
Drawing	ENLARGED PLUMBING PLANS II - DOMESTIC WATER PIPING	

8

9 PERMIT / GMP SET

P4.06

9

© Hord Coplan Macht, Inc.



SEE DRAWING QF-E300 FOR COMPLETE PLUMBING ROUGH-IN DETAILS

SEE DRAWING QF-C300 FOR COMPLETE PLUMBING ROUGH-IN DETAILS

ARCHITECT
HCM Design, Inc.
700 E. Pratt St, Suite 1200, Baltimore, MD 21202
p. 410. 837. 7311

STRUCTURAL ENGINEER
Morabito Consultants
952 Ridgebrook Road, suite 1700, Sparks MD 21152
p. 410.467.2377

FOOD SERVICE
Scopes Hospitality Group
300 West Chestnut Street, Suite 201, Ephrata, PA 17522
p. 717.733.5810

INTERIOR DESIGNER
Merlino Design Partnership, Inc.
2200 Renaissance Blvd, Suite 300, Gulph Mills, PA 19406
p. 610.313.9550

MEFP ENGINEER
LAN Associates
Engineering, Planning, Architecture Surveying, LLP
252 Main Street, Goshen, NY 10924
p. 201.447.6400

HCM / LCS



BROADVIEW
SENIOR LIVING
AT PURCHASE COLLEGE
COMMONS
BUILDING

hord | coplan | macht

ARCHITECTURE
LANDSCAPE ARCHITECTURE
PLANNING
INTERIOR DESIGN



LAN ASSOCIATES
Engineering, Planning, Architecture, Surveying, LLP
LAN 258 #132611
PROFESSIONAL CERTIFICATION I CERTIFY THAT THESE DOCUMENTS WERE
PREPARED OR APPROVED BY ME, AND THAT I AM A DULY LICENSED ENGINEER
UNDER THE LAWS OF THE STATE OF NEW YORK.
LICENSE NUMBER: 090385
EXPIRATION DATE: 12/31/23

no. date revision

Project Name
BROADVIEW - SENIOR LIVING AT PURCHASE
COLLEGE - COMMONS BUILDING
Project Number
1308.01

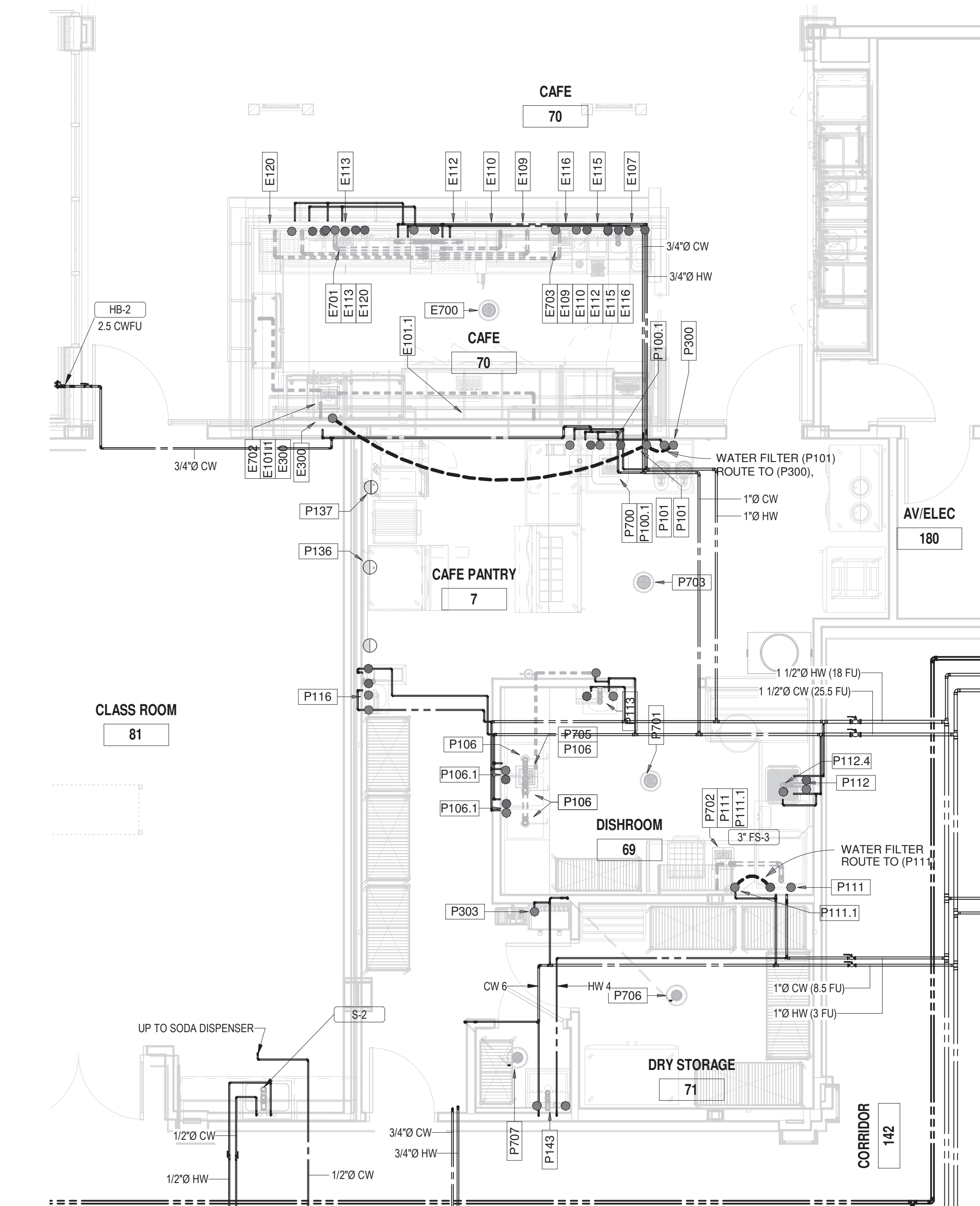
Date
4/30/2021

Scale
As indicated

Drawing
ENLARGED FOOD SERVICE
PLANS II - DOMESTIC WATER
PIPING

PERMIT / GMP SET

© Hord Coplan Macht, Inc.

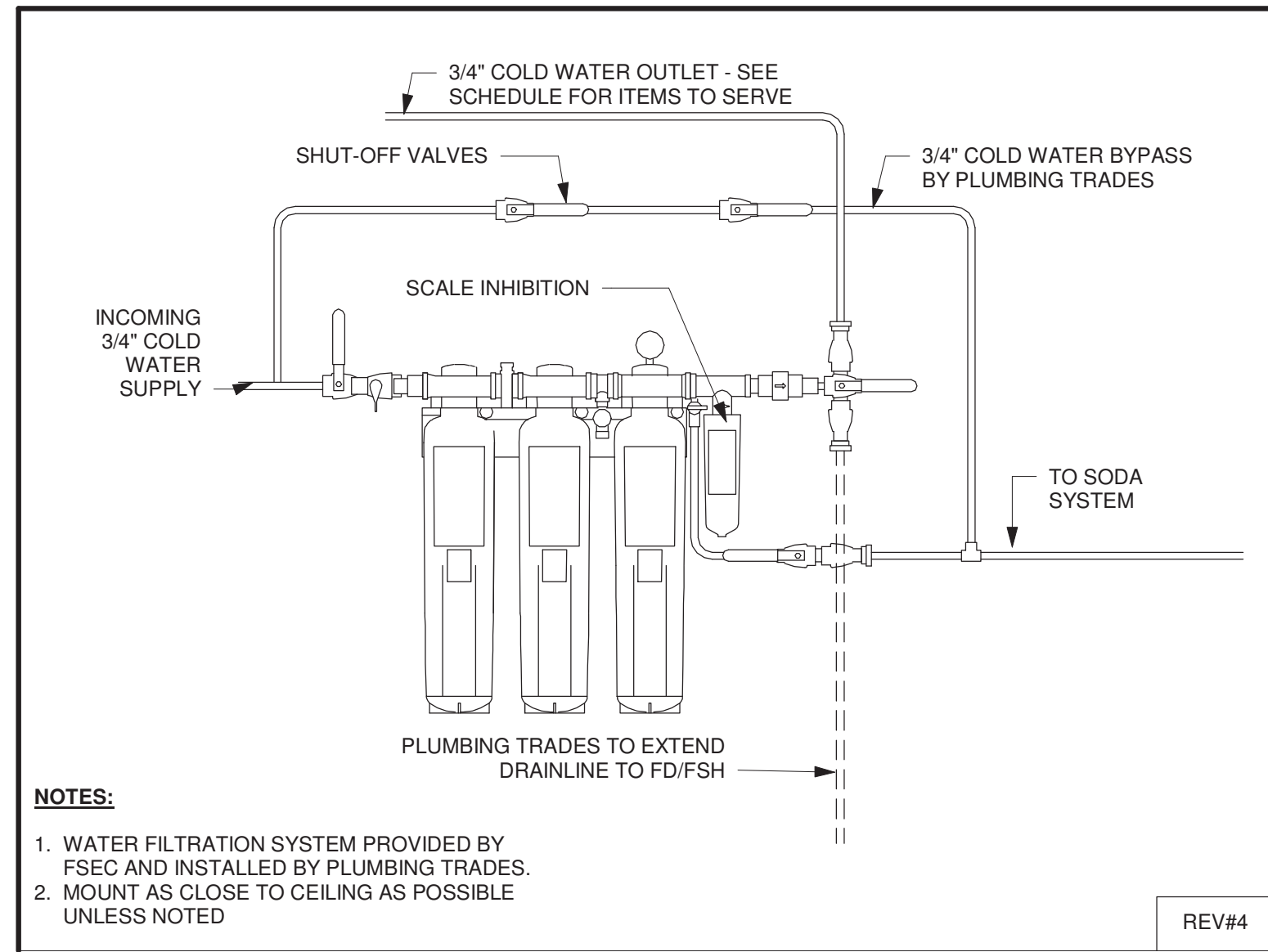


1 CAFE/PANTRY - DOMESTIC WATER PLAN
P4.08 1/4" = 1'-0"

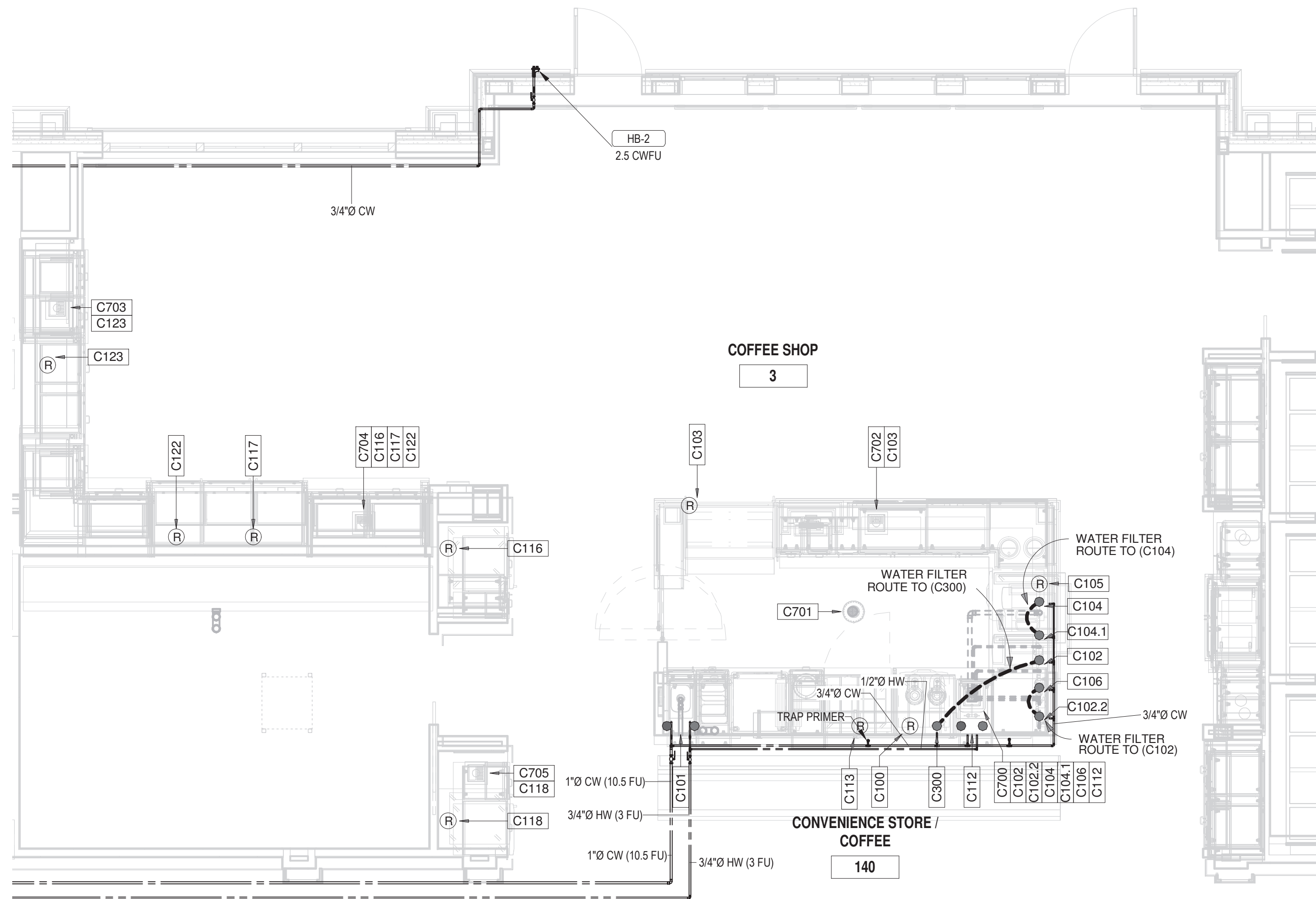
CAFE EQUIPMENT - DOMESTIC WATER							
Item #	Qty	Description	Manufacturer	Model	Water Size		Item #
					Cold	Hot	
E107	1	Soap & Towel Hand Sink	Krowne Metal	KR24-12ST	1/2"	1/2"	E107
E109	1	Ice Bin	Krowne Metal	KR19-30-10	1/2"	1/2"	E109
E113	1	Four Compartment Bar Sink	Krowne Metal	KR19-64C	1/2"	1/2"	E113
E115	1	Add-On Blender Station	Krowne Metal	KR24-12BD	1/2"	1/2"	E115
E116	1	Mixology Station	Krowne Metal	KR24-MD8	1/2"	1/2"	E116
E300	1	Espresso Machine	Verano	701	3/8"	1/2"	E300

PANTRY EQUIPMENT DOMESTIC WATER SCHEDULE							
Item #	Qty	Description	Manufacturer	Model	Water Size		Item #
					Cold	Hot	
P100.2	1	Deck Mount Mixing Faucet	T&S Brass	B-0221-CR	1/2"	1/2"	P100.2
P101	1	Water Filter System, Combination Applications	Everpure	EV933042	3/4"		P101
P106.1	1	Deck Mount Mixing Faucet	T&S Brass	B-0221-CR	1/2"	1/2"	P106.1
P106.2	1	Pre-Rinse Faucet, Deck Mount	T&S Brass	B-0113-CR-BJ-ST	1/2"	1/2"	P106.2
P111	1	Warewasher	Hobart	AM15VL1-2	1/2"	1/2"	P111
P111.1	1	Water Filter System, Warewashing	Everpure	EV979911	3/4"		P111.1
P112.2	1	Pre-Rinse Faucet, Wall Mount	T&S Brass	B-0133-CR-V6JS K	1/2"	1/2"	P112.2
P112.4	1	Disposer, Garbage	Salvajor	200-SA-WSP	1/2"		P112.4
P113.1	1	Electronic Faucet w/ Hydro-Generator	T&S Brass	EC-3101-HG	1/2"	1/2"	P113.1
P116.1	1	Electronic Faucet w/ Hydro-Generator	T&S Brass	EC-3101-HG	1/2"	1/2"	P116.1
P143.1	1	Mop Sink Faucet	T&S Brass	B-2465	1/2"	1/2"	P143.1
P300	1	Coffee Maker	Bunn	34600.0000	3/8"		P300
P303	1	Bag-N-Box System	By Vendor	By Vendor	1/2"		P303

SEE DRAWING QF-B300 FOR COMPLETE PLUMBING ROUGH-IN DETAILS



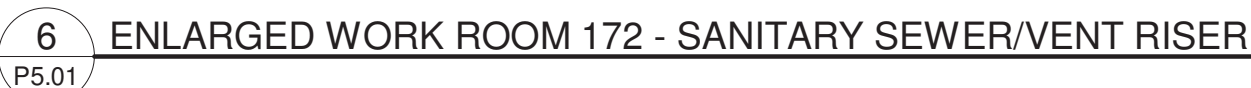
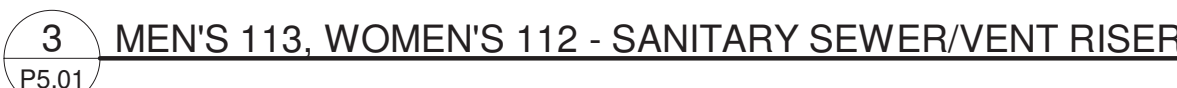
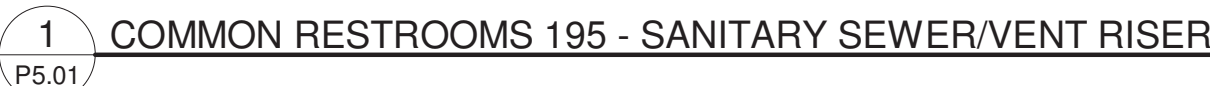
3 WATER FILTER SYSTEM
P4.08 1" = 1'-0"



2 COFFEE SHOP - DOMESTIC WATER PLAN
P4.08 1/4" = 1'-0"

COFFEE SHOP - DOMESTIC WATER SCHEDULE							
Item #	Qty	Description	Manufacturer	Model	Water Size		Item #
					Cold	Hot	
C101.1	1	Electronic Faucet	T&S Brass	EC-3100-HG	1/2"	1/2"	C101.1
C102	1	Ice Machine, Undercounter	Scotsman	CU0415MA-1	1/4"		C102
C102.2	1	Water Filter System, Ice Machine	Everpure	EV932401	3/8"		C102.2
C104	1	Espresso Machine	Rancilio Group	EGRO ONE-TOP MILK XP	3/8"		C104
C104.1	1	Water Filter System, Espresso	Everpure	EV929321	3/4"		C104.1
C106	1	Water Filter System, Coffee	Everpure	EV929302	3/4"		C106
C112.1	1	Faucet, Deck Mount	T&S Brass	B-0325-CR-WH4	1/2"	1/2"	C112.1
C300	1	Coffee Brewer	Bunn	23001.0006	1/4"		C300

SEE DRAWING QF-C300 FOR COMPLETE PLUMBING ROUGH-IN DETAILS



HCM / LCS



BROADVIEW - SENIOR LIVING AT
PURCHASE COLLEGE - COMMONS
BUILDING

hord | coplan | macht

ARCHITECTURE
LANDSCAPE ARCHITECTURE
PLANNING
INTERIOR DESIGN



Project Name
BROADVIEW - SENIOR LIVING AT PURCHASE
COLLEGE - COMMONS BUILDING
Project Number
1308.01

Date
4/30/2021

Scale

Drawing

PROPOSED PLUMBING SANITARY
& VENTING RISERS I

P5.01

PERMIT / GMP SET



3 EMPLOYEE LOCKER ROOMS - SANITARY SEWER/VENT RISER
P5.03

2 COFFEE SHOP - SANITARY SEWER/VENT RISER
P5.03



© Hord Coplan Macht, Inc.

ARCHITECT
HCM Design, Inc.
700 E. Pratt St, Suite 1200, Baltimore, MD 21202
p. 410. 837. 7311

STRUCTURAL ENGINEER
Morabito Consultants
952 Ridgebrook Road, suite 1700, Sparks, MD 21152
p. 410.467.2377

FOOD SERVICE
Scopos Hospitality Group
300 West Chestnut Street, Suite 201, Ephrata, PA 17522
p. 717.733.5810

INTERIOR DESIGNER
Merlino Design Partnership, Inc.
2200 Renaissance Blvd, Suite 300, Gulph Mills, PA 19406
p. 610.313.9550

MEPPP ENGINEER
LAN Associates
Engineering, Planning, Architecture Surveying, LLP
252 Main Street, Goshen, NY 10924
p. 201.447.6400

HCM / LCS



BROADVIEW - SENIOR LIVING AT
PURCHASE COLLEGE - COMMONS
BUILDING

hard | coplan | macht

ARCHITECTURE
LANDSCAPE ARCHITECTURE
PLANNING
INTERIOR DESIGN



LAN ASSOCIATES
Engineering, Planning, Architecture, Surveying, LLP
LAN 258 #13818
PROFESSIONAL CERTIFICATION I CERTIFY THAT THESE DOCUMENTS WERE
PREPARED OR APPROVED BY ME, AND THAT I AM A DULY LICENSED ENGINEER
UNDER THE LAWS OF THE STATE OF NEW YORK.
LICENSE NUMBER: 090385
EXPIRATION DATE: 12/31/23

no.	date	revision

Project Name
BROADVIEW - SENIOR LIVING AT PURCHASE
COLLEGE - COMMONS BUILDING
Project Number
1308.01

Date

4/30/2021

Scale

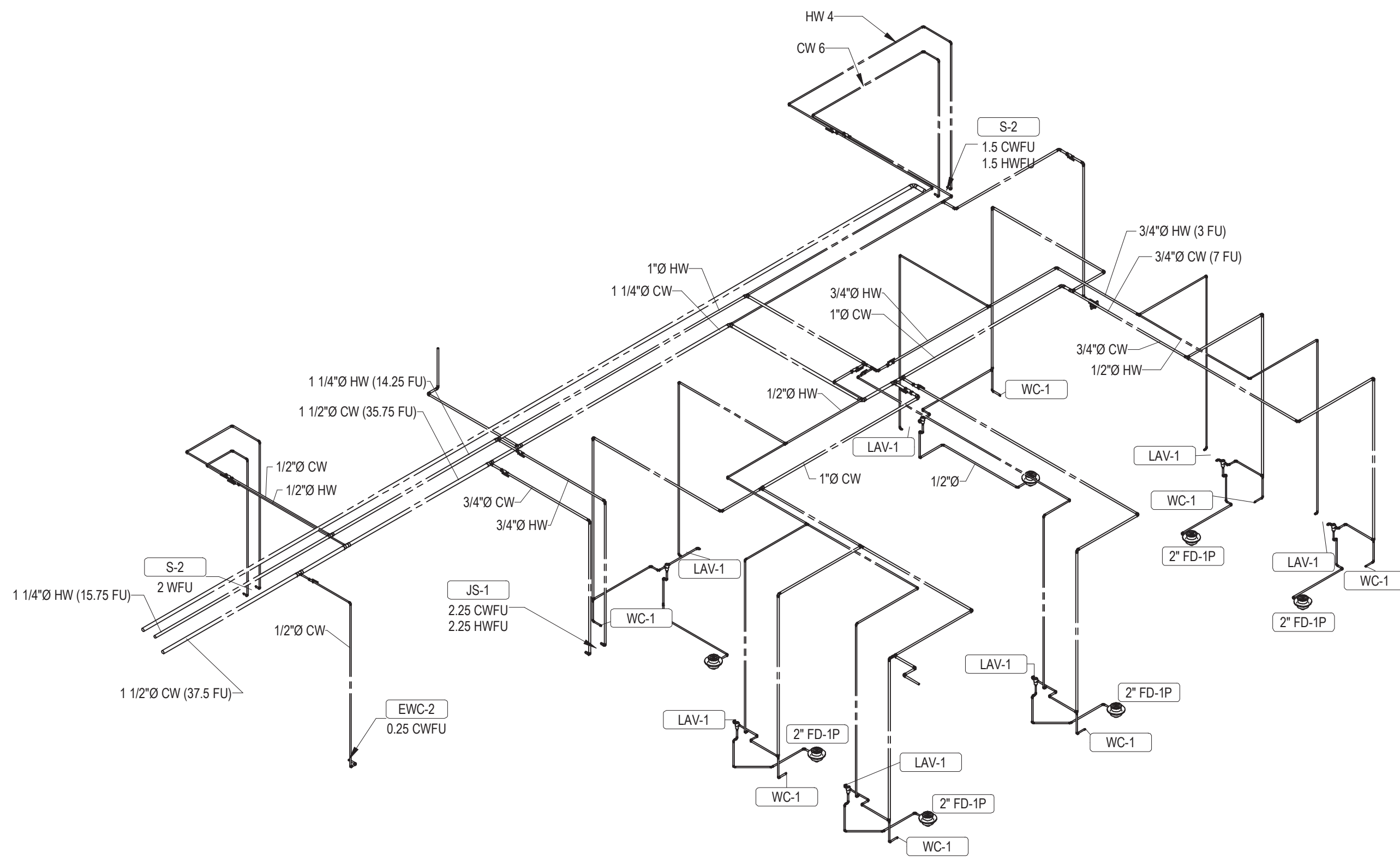
Drawing

PROPOSED PLUMBING
DOMESTIC WATER RISERS I

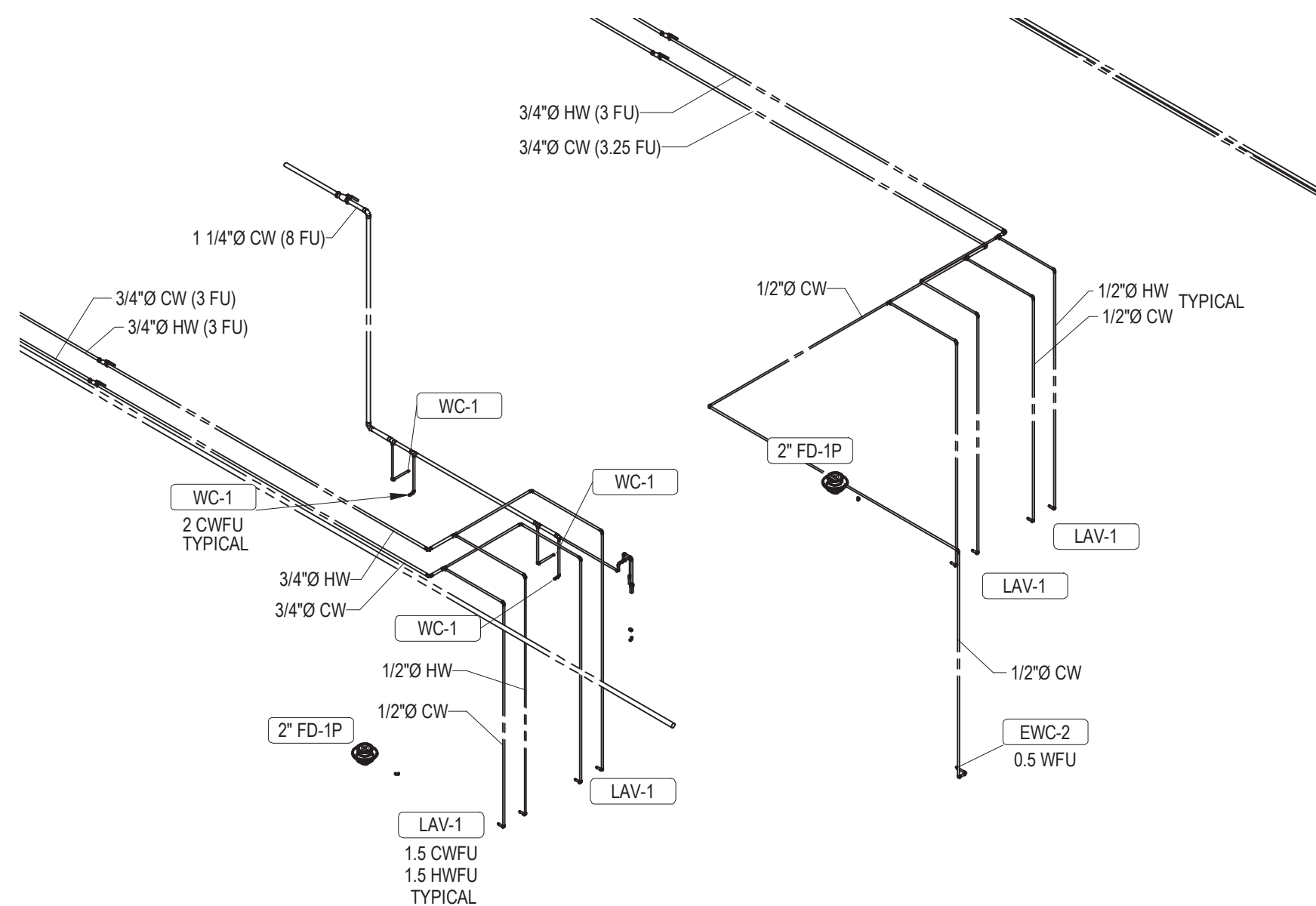
P5.04

PERMIT / GMP SET

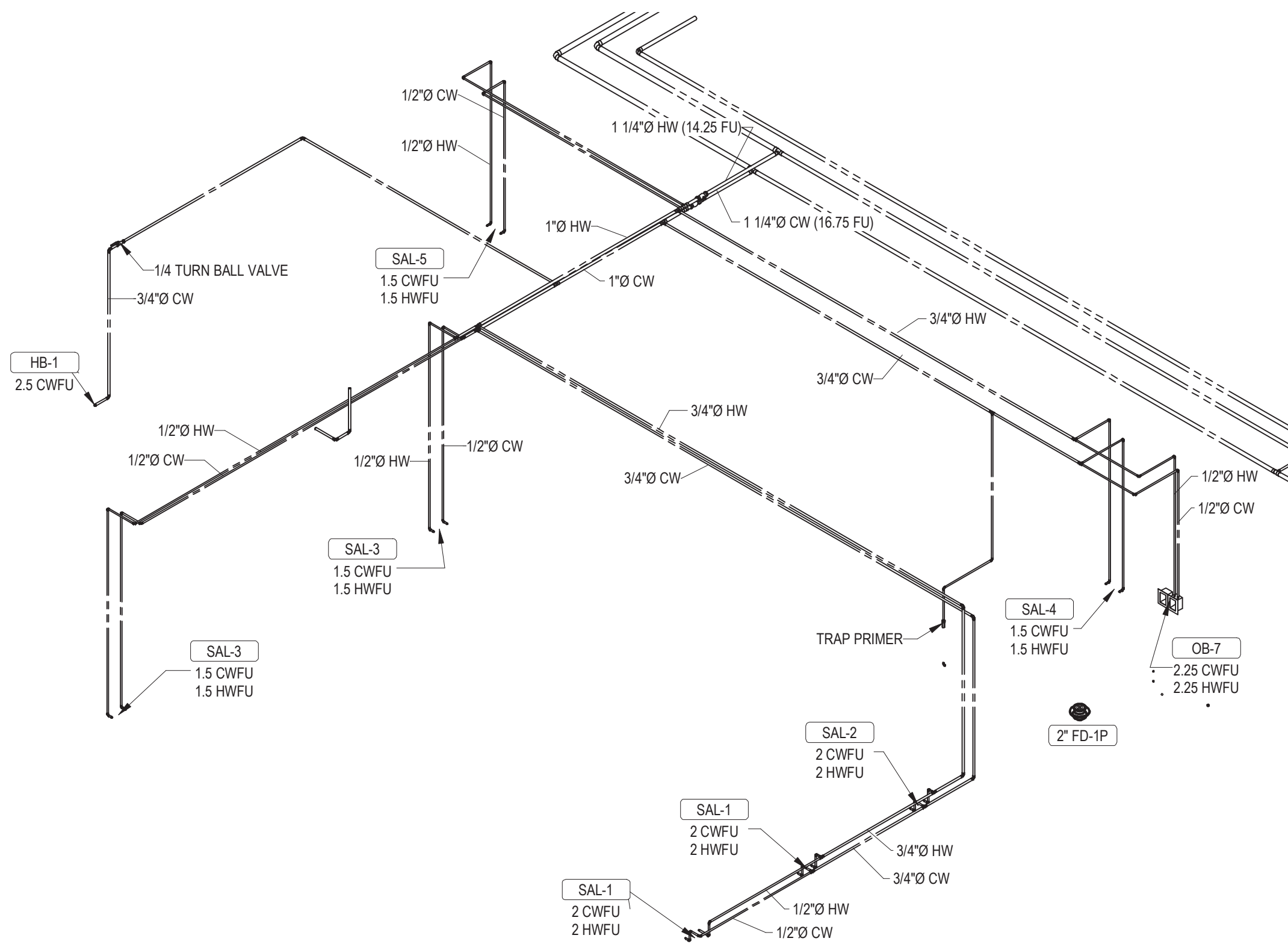
© Hard Coplan Macht, Inc.



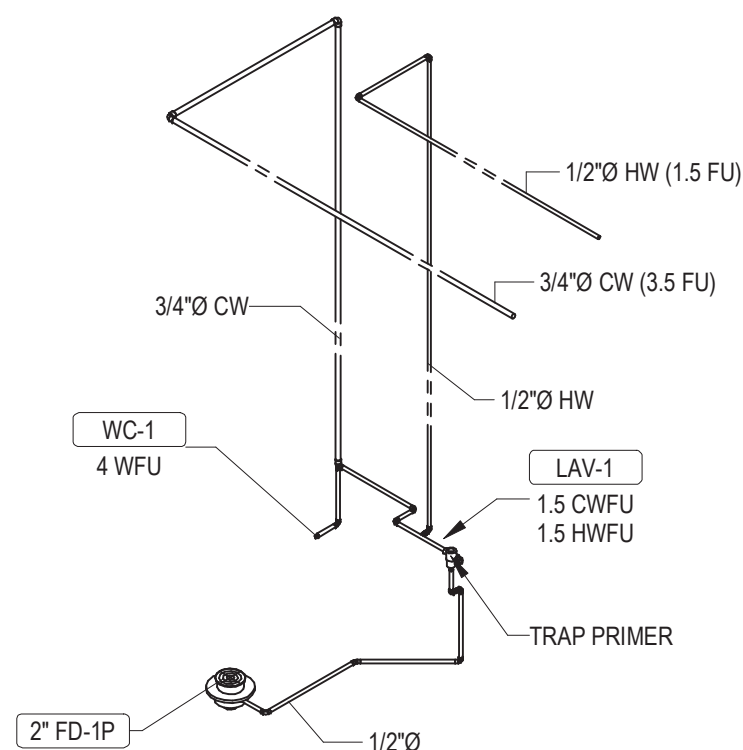
1 COMMON RESTROOMS 195 - DOMESTIC WATER RISER



3 MEN'S 113, WOMEN'S 112 - DOMESTIC WATER RISERS

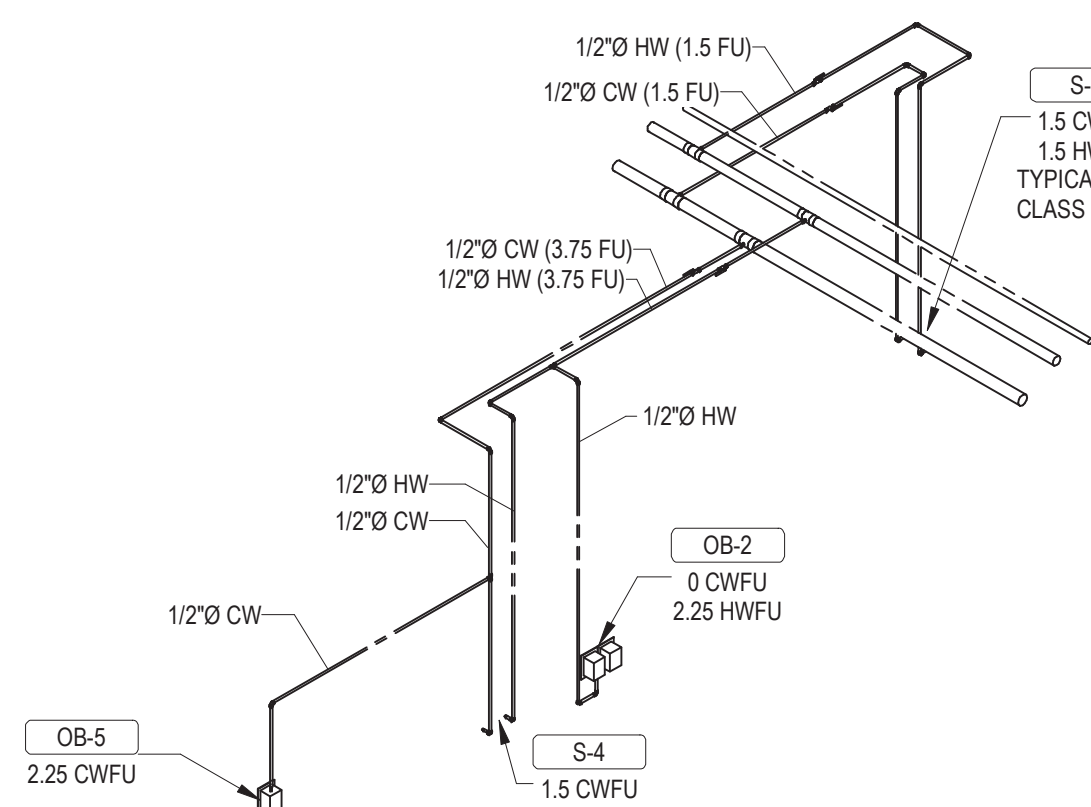


4 SALON 161 - DOMESTIC WATER RISER

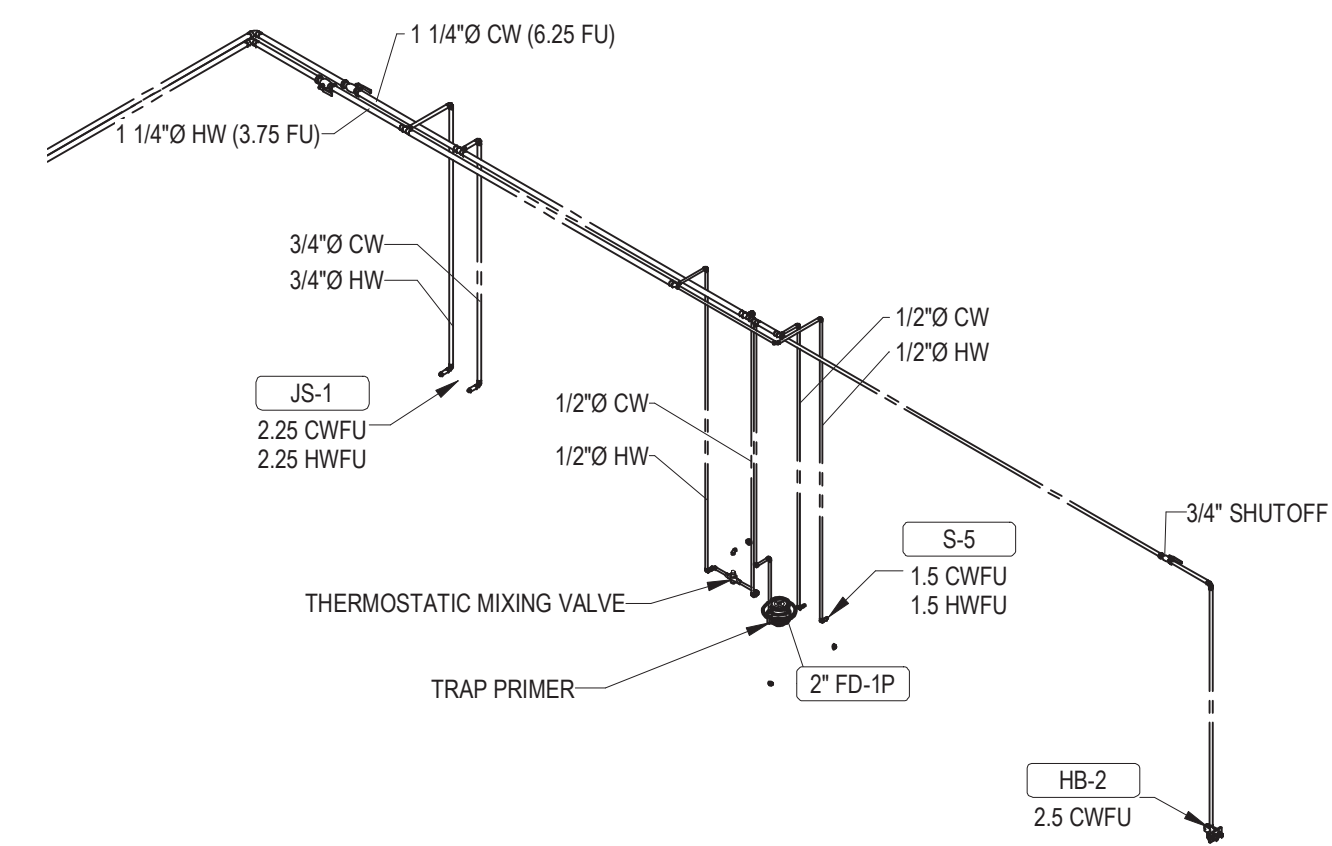


2 TYPICAL SINGLE TOILET ROOM - DOMESTIC WATER RISER

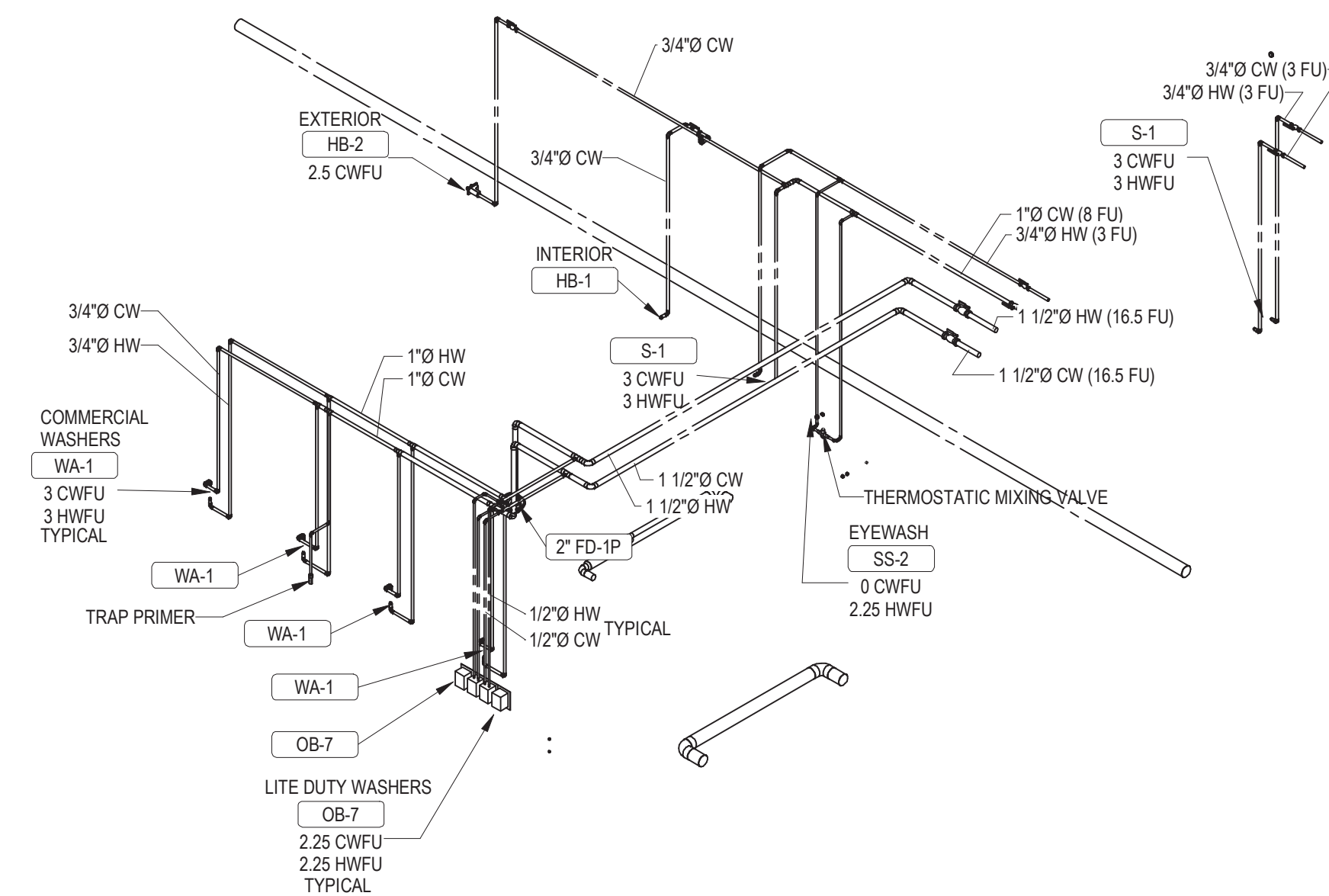
SEE RISER 2/P___ FOR ENLARGED TYPICAL TOILET ROOM



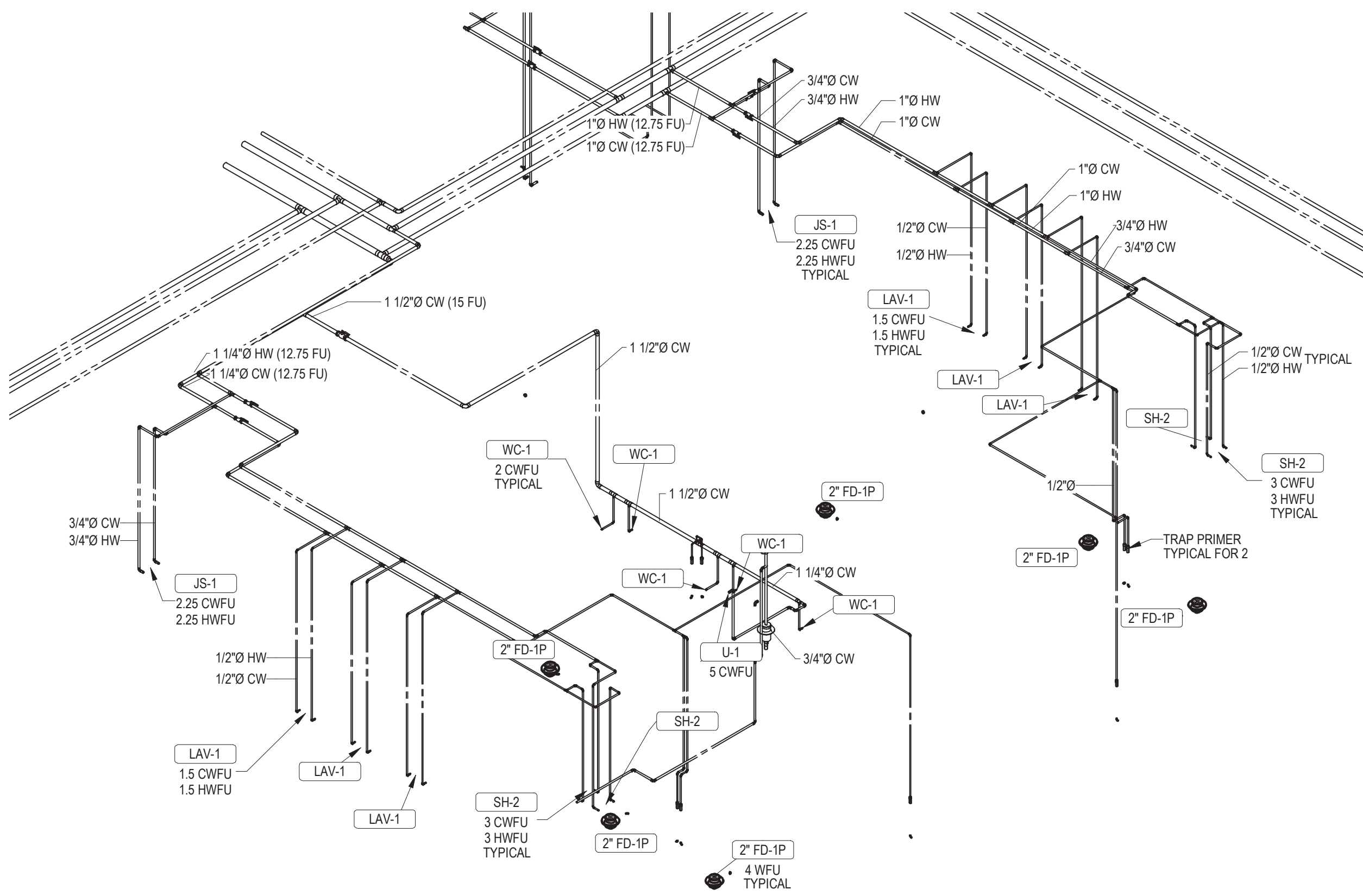
6 ENLARGED WORK ROOM 172 - DOMESTIC WATER RISER



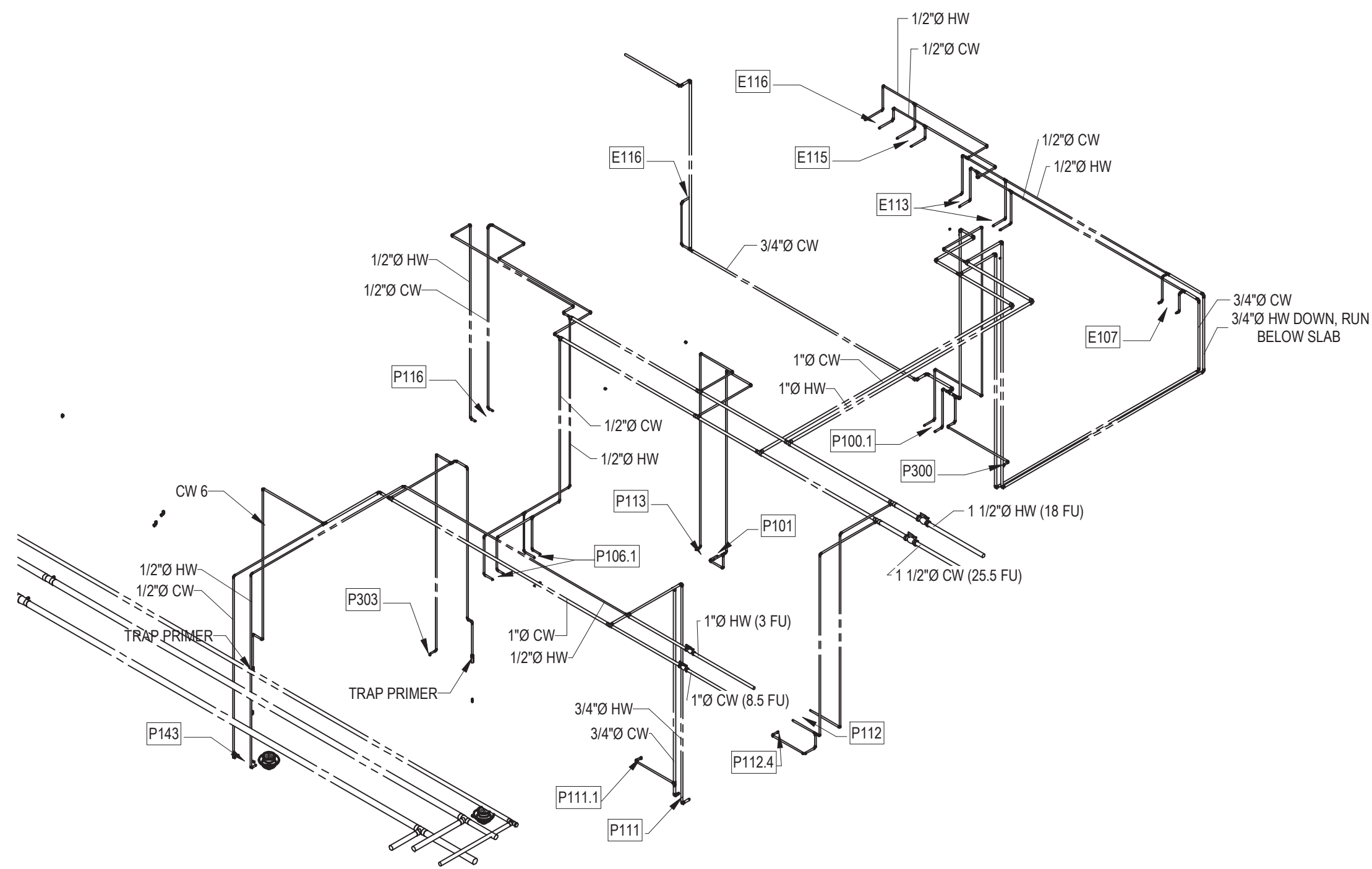
5 WOODWORKING 132 - DOMESTIC WATER RISER



8 LAUNDRY 118 - DOMESTIC WATER RISER



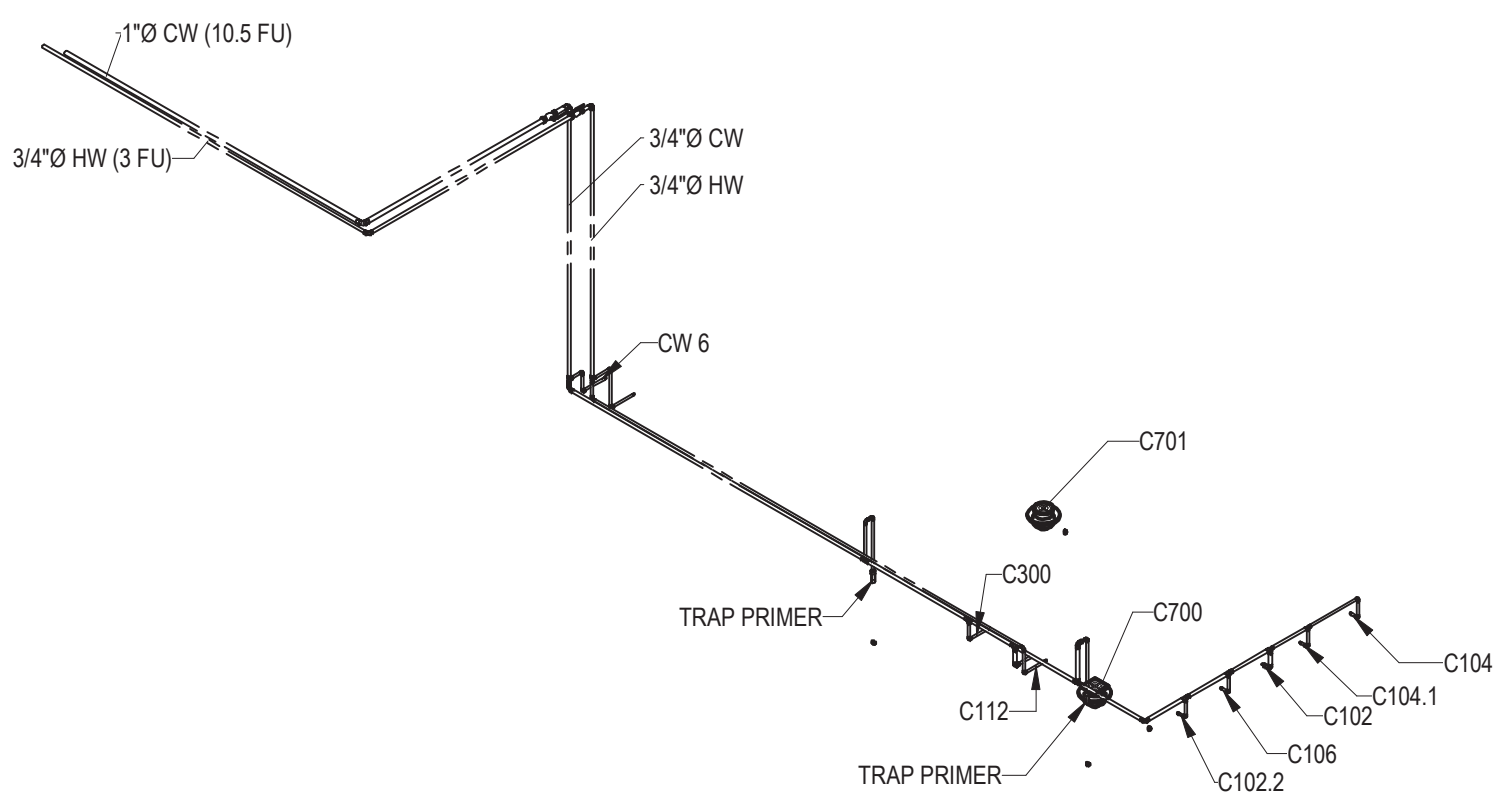
7 COMMON LOCKER ROOMS - SANITARY SEWER/VENT RISER



1 CAFE/PANTRY - DOMESTIC WATER RISER

COFFEE SHOP - DOMESTIC WATER SCHEDULE							
Item #	Qty	Description	Manufacturer	Model	Water Size		Item #
					Cold	Hot	
C101.1	1	Electronic Faucet	T&S Brass	EC-3100-HG	1/2"	1/2"	C101.1
C102	1	Ice Machine, Undercounter	Scotsman	CU0415MA-1	1/4"		C102
C102.2	1	Water Filter System, Ice Machine	Everpure	EV932401	3/8"		C102.2
C104	1	Espresso Machine	Rancilio Group	EGRO ONE-TOP MILK XP	3/8"		C104
C104.1	1	Water Filter System, Espresso	Everpure	EV929321	3/4"		C104.1
C106	1	Water Filter System, Coffee	Everpure	EV929302	3/4"		C106
C112.1	1	Faucet, Deck Mount	T&S Brass	B-0325-CR-WH4	1/2"	1/2"	C112.1
C300	1	Coffee Brewer	Bunn	23001.0006	1/4"		C300

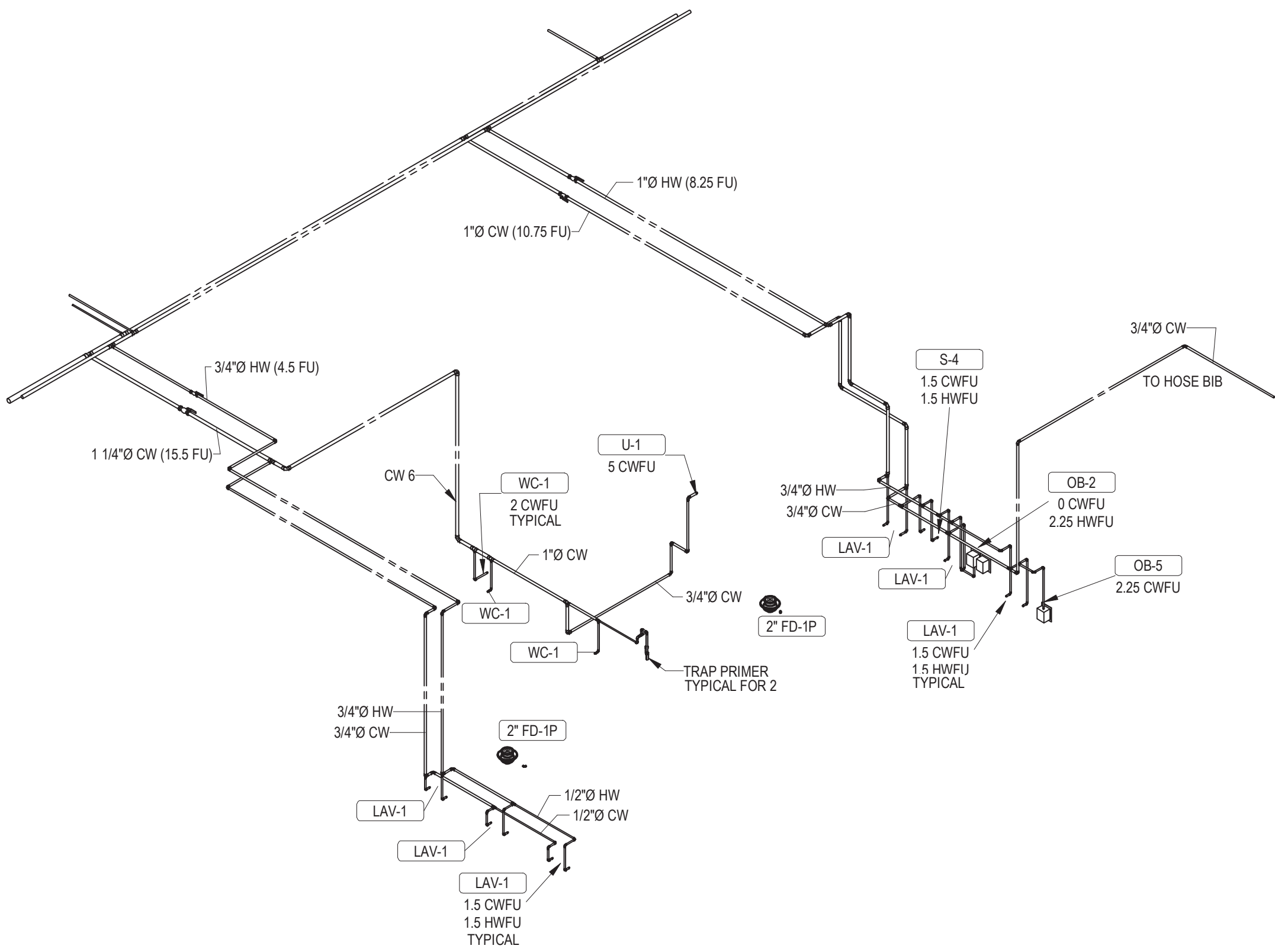
SEE DRAWING QF-C300 FOR COMPLETE PLUMBING ROUGH-IN DETAILS



2 COFFEE SHOP - DOMESTIC WATER RISER

CAFE EQUIPMENT - DOMESTIC WATER							
Item #	Qty	Description	Manufacturer	Model	Water Size		Item #
					Cold	Hot	
E107	1	Soap & Towel Hand Sink	Krowne Metal	KR24-12ST	1/2"	1/2"	E107
E109	1	Ice Bin	Krowne Metal	KR19-30-10	1/2"	1/2"	E109
E113	1	Four Compartment Bar Sink	Krowne Metal	KR19-64C	1/2"	1/2"	E113
E115	1	Ass-On Blender Station	Krowne Metal	KR24-12BD	1/2"	1/2"	E115
E116	1	Mixology Station	Krowne Metal	KR24-MD8	1/2"	1/2"	E116
E300	1	Espresso Machine	Verismo	701	3/8"		E300

SEE DRAWING QF-B300 FOR COMPLETE PLUMBING ROUGH-IN DETAILS



3 EMPLOYEE LOCKER ROOMS - DOMESTIC WATER RISER

ARCHITECT
HCM Design, Inc.
700 E. Pratt St, Suite 1200, Baltimore, MD 21202
p. 410. 837. 7311

STRUCTURAL ENGINEER
Morabito Consultants
952 Ridgebrook Road, suite 1700, Sparks MD 21152
p. 410.467.2377

FOOD SERVICE
Scopus Hospitality Group
300 West Chestnut Street, Suite 201, Ephrata, PA 17522
p. 717.733.5810

INTERIOR DESIGNER
Merlino Design Partnership, Inc.
2200 Renaissance Blvd, Suite 300, Gulph Mills, PA 19406
p. 610.313.9550

MEPPP ENGINEER
LAN Associates
Engineering, Planning, Architecture Surveying, LLP
252 Main Street, Goshen, NY 10924
p. 201.447.6400

HCM / LCS



SENIOR LIVING
AT PURCHASE COLLEGE

BROADVIEW - SENIOR LIVING AT
PURCHASE COLLEGE - COMMONS
BUILDING

hard | coplan | macht

ARCHITECTURE
LANDSCAPE ARCHITECTURE
PLANNING
INTERIOR DESIGN



LAN ASSOCIATES
Engineering, Planning, Architecture, Surveying, LLP
LAN 258 #13018
PROFESSIONAL CERTIFICATION I CERTIFY THAT THESE DOCUMENTS WERE
PREPARED OR APPROVED BY ME AND THAT I AM A FULLY LICENSED ENGINEER
UNDER THE LAWS OF THE STATE OF NEW YORK
LICENSE NUMBER: 090385
EXPIRATION DATE: 12/31/23

no. date revision

Project Name
BROADVIEW - SENIOR LIVING AT PURCHASE
COLLEGE - COMMONS BUILDING
Project Number
1308.01

Date

4/30/2021

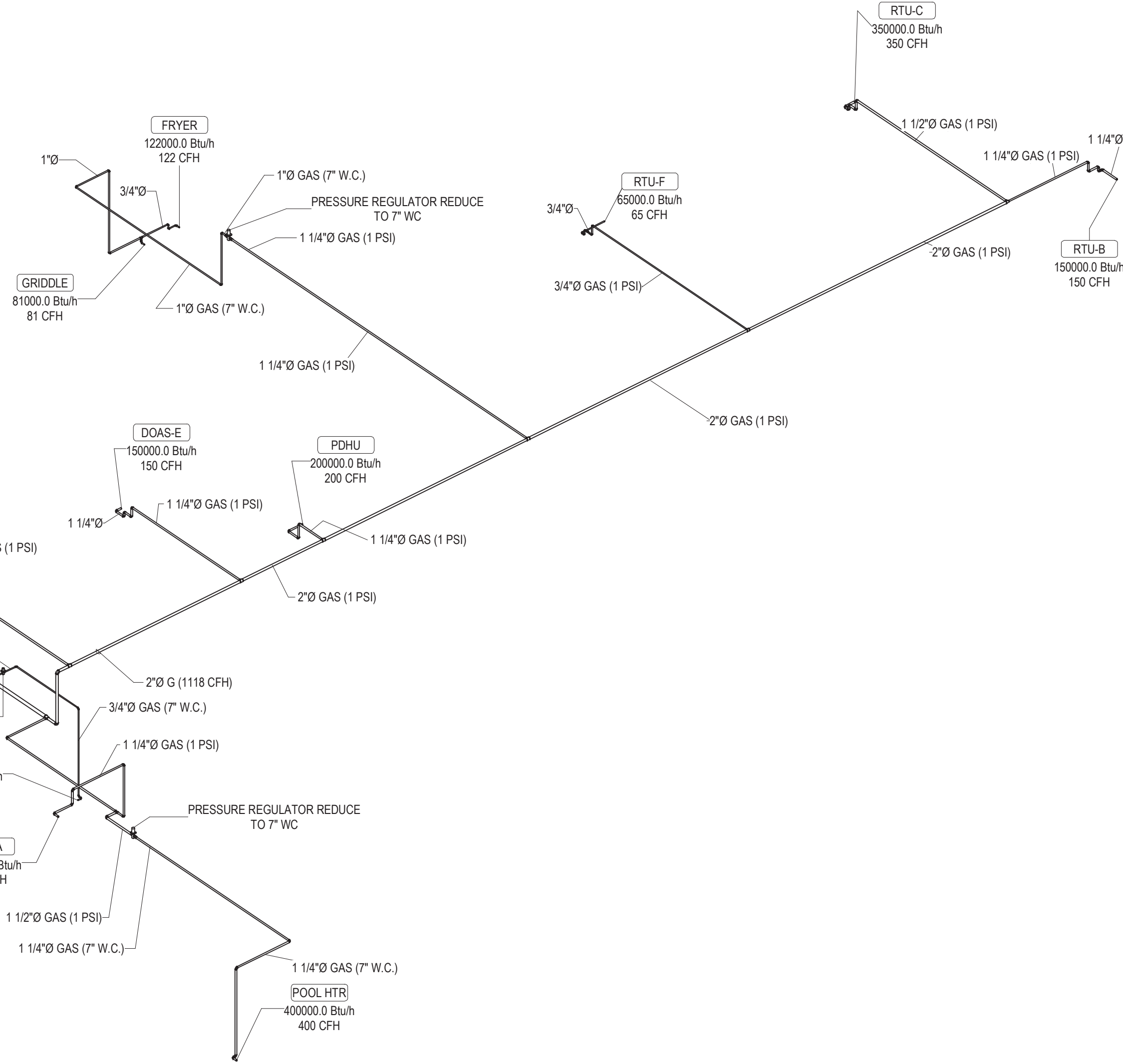
Scale

Drawing

PROPOSED PLUMBING
DOMESTIC WATER RISERS III

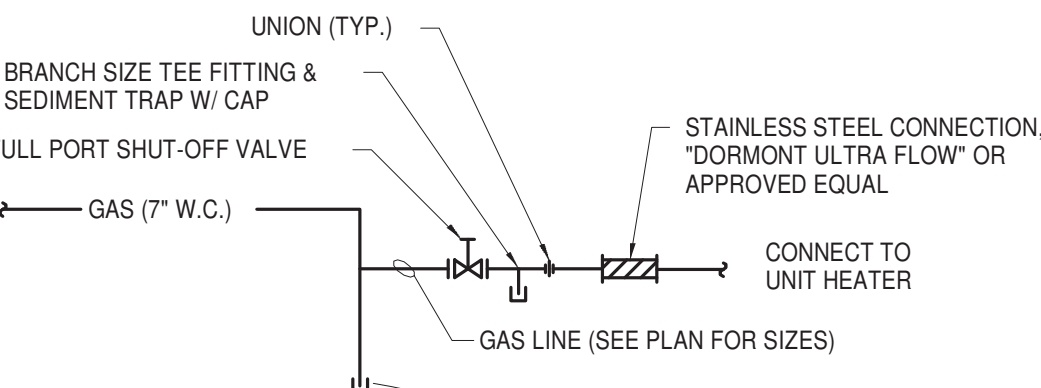
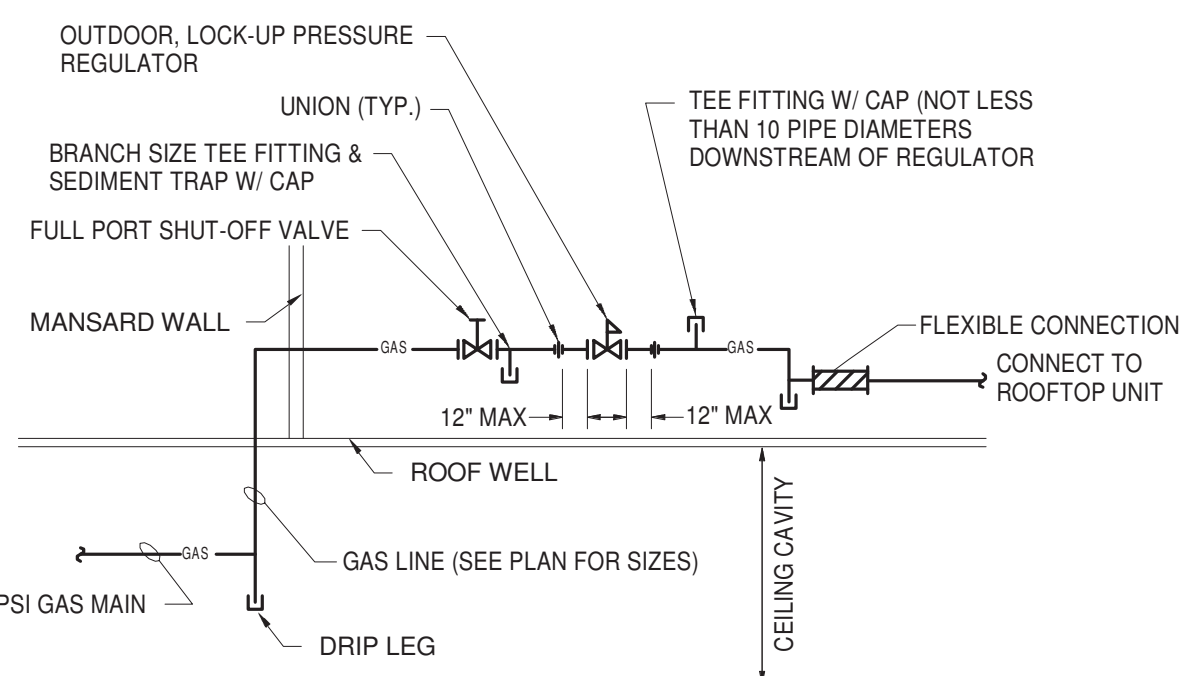
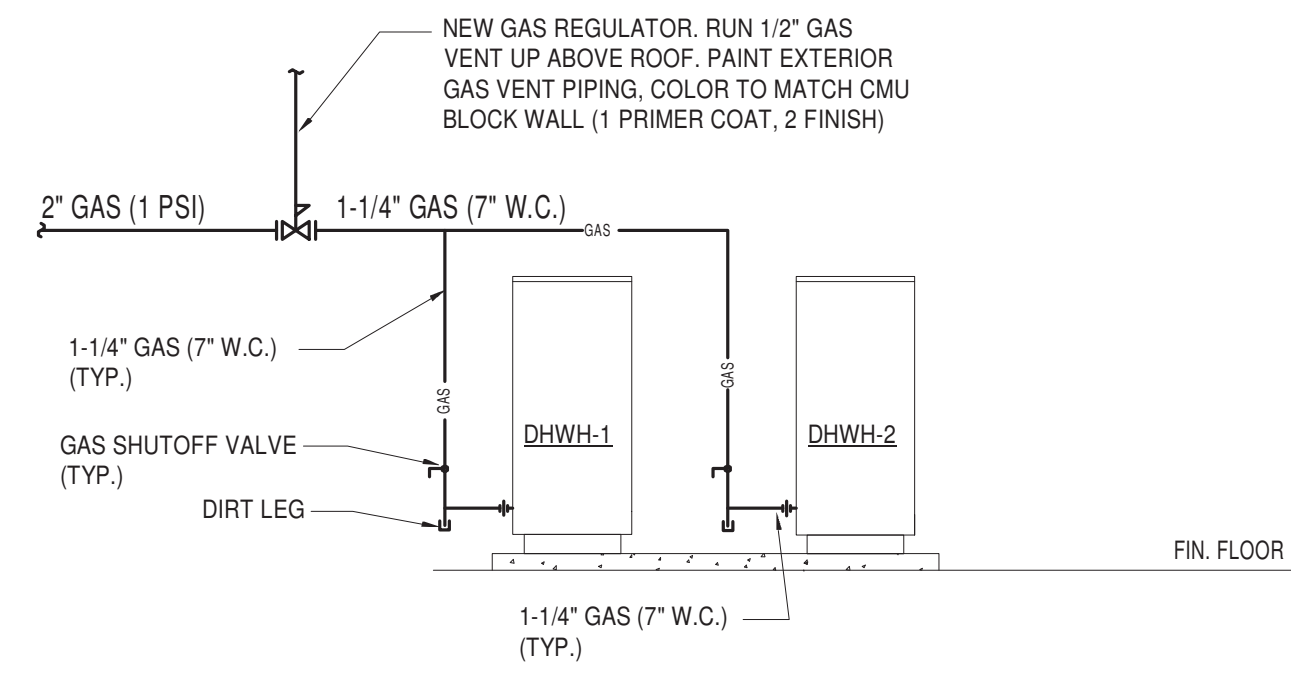
PERMIT / GMP SET

P5.06



FIREPLACE SCHEDULE						
Identity Type Mark	Model	Manufacturer	Fuel Load	Fuel Type	Schedule Notes	
FP-1	SL-xxxx	HEAT GLO	65000.0 Btu/h	NG	INFORMATION PROVIDE IN ANOTHER SPEC SECTION. FOR VENTING INFO, SEE MECH PLANS	
FP-1	SL-xxxx	HEAT GLO	65000.0 Btu/h	NG	INFORMATION PROVIDE IN ANOTHER SPEC SECTION. FOR VENTING INFO, SEE MECH PLANS	
FP-1	SL-xxxx	HEAT GLO	65000.0 Btu/h	NG	INFORMATION PROVIDE IN ANOTHER SPEC SECTION. FOR VENTING INFO, SEE MECH PLANS	
Grand total: 3						

1. GAS PIPING ABOVE GRADE SHALL BE BLACK STEEL, SCHEDULE #40 WITH MALLEABLE IRON THREADED FITTINGS FOR JOINTS 1" DIAMETER AND SMALLER, 1-1/4" AND LARGER PIPE SHALL HAVE WELDED FITTINGS AND PIPEMENTS. GAS PIPING BELOW GRADE SHALL BE POLYETHYLENE (PE) PIPE, REFER TO SPEC.
2. PIPING SHOULD BE RIGIDLY MOUNTED AND PROTECTED AGAINST VIBRATION
3. INSTALL AN APPROVED LENGTH OF FLEXIBLE FUEL HOSE BETWEEN THE GENERATOR FUEL LINE CONNECTION POINT AND RIDGID PIPING. THE FLEXIBLE CONNECTION PIPE MUST BE LISTED AND LABELED IN ACCORDANCE WITH UL 536 AND SHALL BE INSTALLED IN COMPLIANCE WITH ITS LABEL AND THE MANUFACTURER'S INSTALLATION INSTRUCTION.
4. INSTALL NORMALLY CLOSED NATURAL GAS SOLENOID VALVE (LISTED SAFETY SHUT OFF VALVE).
5. INSTALL BOTH MANUAL, AND ELECTRIC (BATTERY-POWERED) SHUT OFF VALVE AHEAD OF THE FLEXIBLE FUEL HOSE. THE MANUAL VALVE SHALL BE THE INDICATING TYPE.
6. INSTALLED PIPING MUST BE PROPERLY PURGED AND LEAK TESTED, IN ACCORDANCE WITH APPLICABLE STANDARDS.
7. CONTRACTOR IS REQUIRED TO COORDINATE W/LOCAL UTILITY COMPANY TO PROVIDE MIN. GAS PRESSURE OF 12 PSI. CONTRACTOR IS RESPONSIBLE FOR ALL COSTS.
8. ALL GAS PRESSURE REGULATORS SHALL BE LOCKUP TYPE.
9. PROVIDE GAS SHUTOFF BALL VALVES FOR PIPE SIZES 2-1/2" & SMALLER. PROVIDE PLUG TYPE SHUTOFF VALVES FOR PIPE SIZES 3" & LARGER.
10. ALL INDOOR GAS PIPING SHALL BE PAINTED YELLOW (1 PRIMER & 2 FINISH COATS). ALL OUTDOOR GAS PIPING SHALL BE PAINTED GRAY (1 PRIMER & 2 FINISH COATS).
11. ALL INDOOR GAS VENTS SHALL BE PAINTED BLACK (1 PRIMER & 2 FINISH COATS). ALL OUTDOOR GAS VENTS SHALL BE PAINTED TO MATCH EXTERIOR FINISH (1 PRIMER & 2 FINISH COATS).



- NOTES:**
1. CONTRACTOR TO PROVIDE 1/2" VENT FOR ALL INDOOR GAS PRESSURE REGULATORS. PIPE VENT RELIEF TO ATMOSPHERE. COORDINATE W/ LOCAL UTILITY COMPANY FOR GAS PRESSURE REGULATOR VENTING REQUIREMENTS.
 2. ABOVE GROUND GAS PIPE SIZES BASED ON 2015 IFGC TABLE 402.4(1) "SCHEDULE 40 BLACK METALLIC PIPE WITH A PRESSURE DROP OF 0.3" W.C.



BROADVIEW - SENIOR LIVING AT
PURCHASE COLLEGE - COMMONS
BUILDING

hord | coplan | macht

ARCHITECTURE
LANDSCAPE ARCHITECTURE
PLANNING
INTERIOR DESIGN



LAN ASSOCIATES
Engineering, Planning, Architecture, Surveying, LLP
LAN JOB #1308.01
PROFESSIONAL CERTIFICATION: I CERTIFY THAT THESE DOCUMENTS WERE
PREPARED OR APPROVED BY ME, AND THAT I AM A DULY LICENSED ENGINEER
UNDER THE LAWS OF THE STATE OF NEW YORK.
LICENSE NUMBER: 060385
EXPIRATION DATE: 10/31/23

[illegible]

Project Name
BROADVIEW - SENIOR LIVING AT PURCHASE
COLLEGE - COMMONS BUILDING
Project Number
1308.01

Date _____
4/30/2021

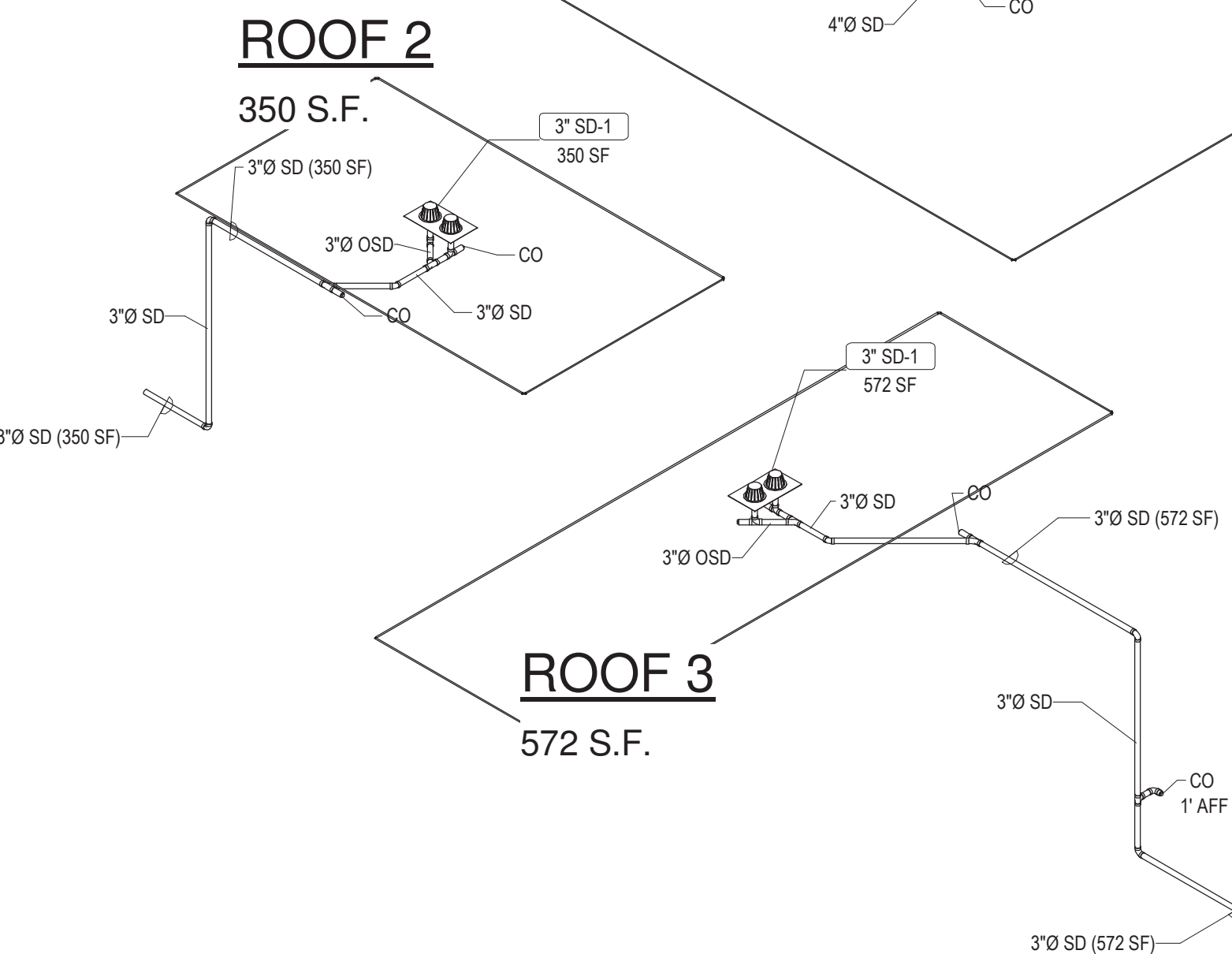
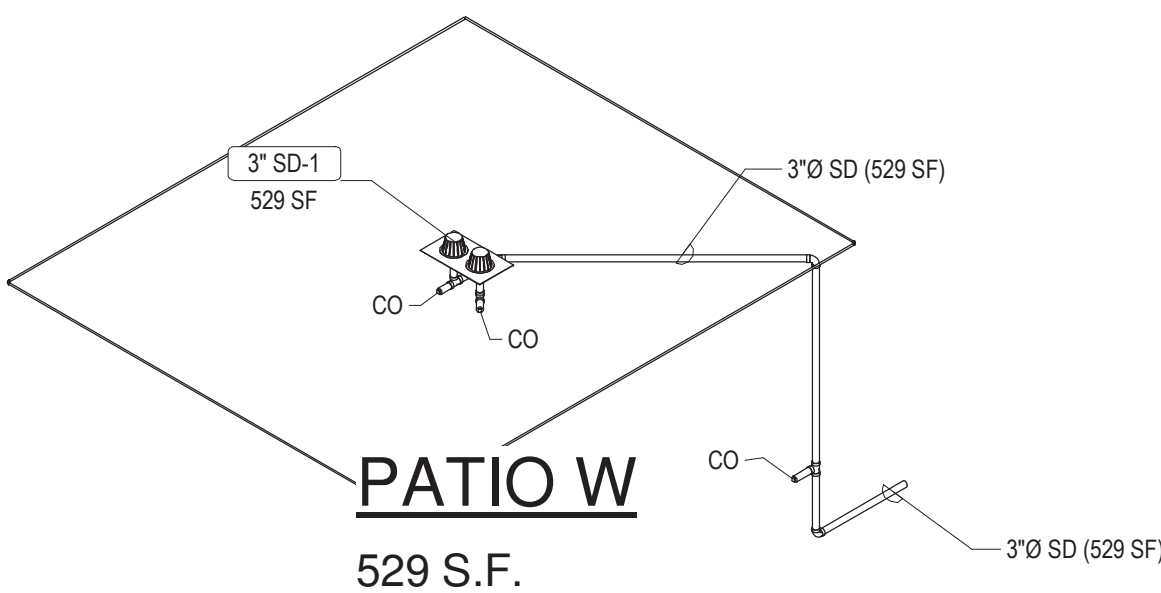
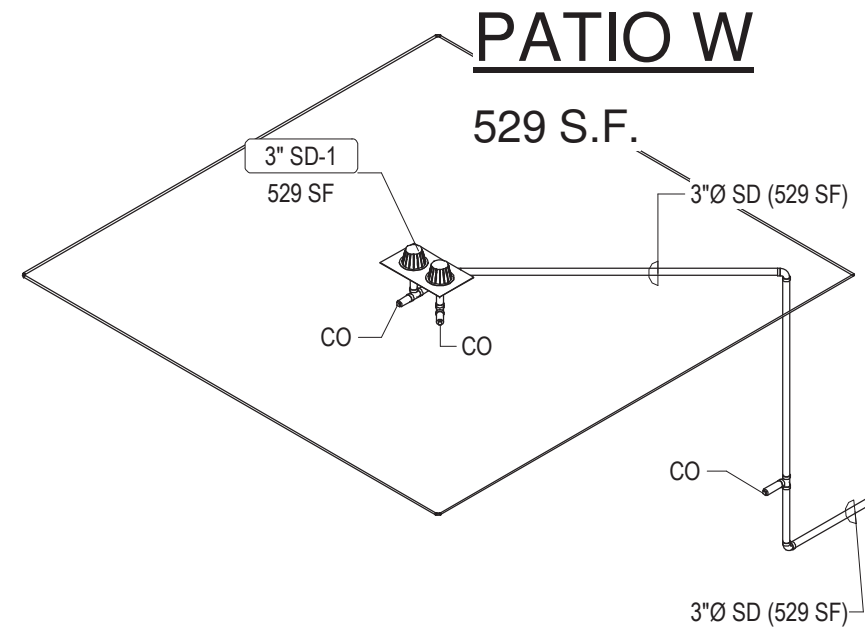
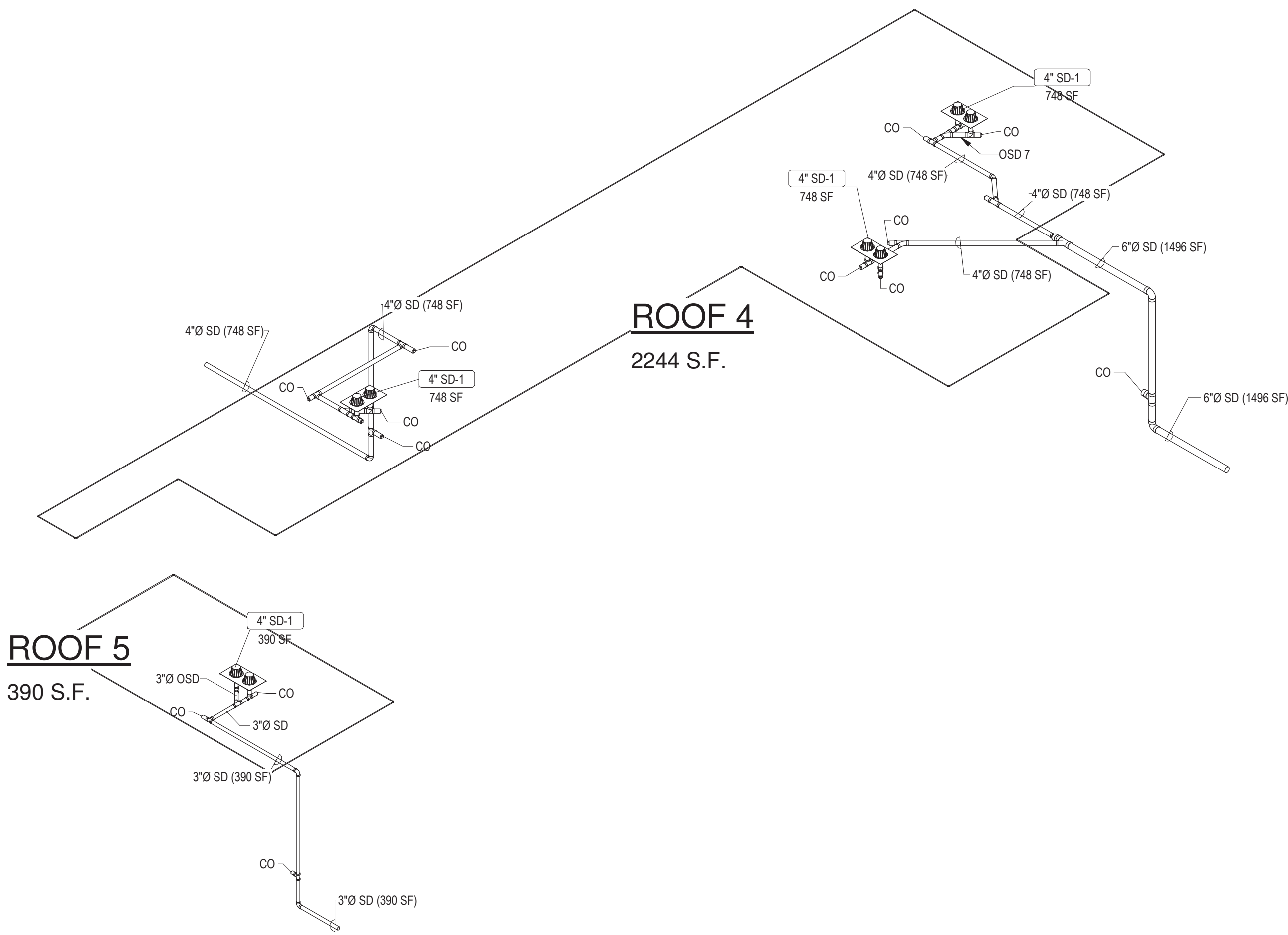
Scale

1/8" = 1'-0"

PROPOSED PLUMBING GAS RISER

P5.10

PERMIT / GMP SET



STORM DRAIN SCHEDULE									
ID	DESCRIPTION	MANUFACTURER	MODEL	QTY	MATERIAL DESCRIPTION		WASTE	PIPE SIZE	REMARKS
					DRAIN BODY	STRAINER			
SD-1	COMBINATION DRAINS	J.R. SMITH	1800Y	4	LACQUERED CAST IRON	POLYETHYLENE	3"		COMBINED LARGE SUMP ROOF DRAIN AND SECONDARY OVERFLOW SYSTEM. CONSISTING OF 24" X 48" GALVANIZED SUMP RECEIVER, TWO ROOF DRAIN BODIES WITH 16" DIAMETER ANCHOR FLANGE, CAST IRON WATERPROOFING MEMBRANE CLAMP RINGS WITH INTEGRAL GRAVEL STOP, ONE 4" ABS OVERFLOW STANDPIPE AND TWO SELF-LOCKING DOME STRAINERS WITH A COMBINED FREE AREA OF 250 SQUARE INCHES.
SD-1	COMBINATION DRAINS	J.R. SMITH	1800Y	8	LACQUERED CAST IRON	POLYETHYLENE	4"		COMBINED LARGE SUMP ROOF DRAIN AND SECONDARY OVERFLOW SYSTEM. CONSISTING OF 24" X 48" GALVANIZED SUMP RECEIVER, TWO ROOF DRAIN BODIES WITH 16" DIAMETER ANCHOR FLANGE, CAST IRON WATERPROOFING MEMBRANE CLAMP RINGS WITH INTEGRAL GRAVEL STOP, ONE 4" ABS OVERFLOW STANDPIPE AND TWO SELF-LOCKING DOME STRAINERS WITH A COMBINED FREE AREA OF 250 SQUARE INCHES.
Grand total: 12									

STORM DRAIN CALCULATIONS							
Identity Mark	ID	LOCATION		QTY	SIZE	RAINFALL RATE (INCH/HR)	SIZING AREA
		Space Name	Override				
RD-1	SD-1	ROOF 1		1	4"	5	1390
RD-2	SD-1	ROOF 1		1	4"	5	1390
RD-3	SD-1	ROOF 1		1	4"	5	1390
RD-4	SD-1	ROOF 1		1	4"	5	1390
RD-5	SD-1	ROOF 2		1	3"	5	350
RD-6	SD-1	ROOF 3		1	3"	5	572
RD-7	SD-1	PATIO W		1	3"	5	529
RD-8	SD-1	PATIO E		1	3"	5	529
RD-9	SD-1	ROOF 4		1	4"	5	748
RD-10	SD-1	ROOF 4		1	4"	5	748
RD-11	SD-1	ROOF 4		1	4"	5	748
RD-12	SD-1	ROOF 5		1	4"	5	390
Grand total: 12							

ARCHITECT
HCM Design, Inc.
700 E. Pratt St, Suite 1200, Baltimore, MD 21202
p. 410. 837. 7311

STRUCTURAL ENGINEER
Morabito Consultants
952 Ridgebrook Road, suite 1700, Sparks MD 21152
p. 410.467.2377

FOOD SERVICE
Scopes Hospitality Group
300 West Chestnut Street, Suite 201, Ephrata, PA 17522
p. 717.733.5810

INTERIOR DESIGNER
Merlino Design Partnership, Inc.
2200 Renaissance Blvd. Suite 300, Gulph Mills, PA 19406
p. 610.313.9550

MEFP ENGINEER
LAN Associates
Engineering, Planning, Architecture Surveying, LLP
252 Main Street, Goshen, NY 10924
p. 201.447.6400



BROADVIEW - SENIOR LIVING AT
PURCHASE COLLEGE - COMMONS
BUILDING

hord | coplan | macht

ARCHITECTURE
LANDSCAPE ARCHITECTURE
PLANNING
INTERIOR DESIGN



Project Name
BROADVIEW - SENIOR LIVING AT PURCHASE COLLEGE - COMMONS BUILDING
Project Number
1308.01
Date
4/30/2021
Scale

Drawing
PROPOSED PLUMBING STORM PIPING RISERS

P5.11

PERMIT / GMP SET

ARCHITECT
HCM Design, Inc.
700 E. Pratt St, Suite 1200, Baltimore, MD 21202
p. 410. 837. 7311

STRUCTURAL ENGINEER
Morabito Consultants
952 Ridgebrook Road, suite 1700, Sparks MD 21152
p. 410.487.2877

FOOD SERVICE
Scopos Hospitality Group
300 West Chestnut Street, Suite 201, Ephrata, PA 17522
p. 717.733.5810

INTERIOR DESIGNER
Merlino Design Partnership, Inc.
2200 Renaissance Blvd. Suite 300, Gulph Mills, PA 19406
p. 610.313.9550

MEPP ENGINEER
LAN Associates
Engineering, Planning, Architecture Surveying, LLP
252 Main Street, Goshen, NY 10924
p. 201.447.6400

HCM / LCS



SENIOR LIVING
AT PURCHASE COLLEGE

BROADVIEW - SENIOR LIVING AT
PURCHASE COLLEGE - COMMONS
BUILDING

hord | coplan | macht

ARCHITECTURE
LANDSCAPE ARCHITECTURE
PLANNING
INTERIOR DESIGN



LAN ASSOCIATES
Engineering, Planning, Architecture, Surveying, LLP
LAN 258 #13818
PROFESSIONAL CERTIFICATION I CERTIFY THAT THESE DOCUMENTS WERE
PREPARED OR APPROVED BY ME, AND THAT I AM A DULY LICENSED ENGINEER
UNDER THE LAWS OF THE STATE OF NEW YORK.
LICENSE NUMBER: 090385
EXPIRATION DATE: 10/31/23

no.	date	revision

Project Name
BROADVIEW - SENIOR LIVING AT PURCHASE
COLLEGE - COMMONS BUILDING
Project Number
1308.01

Date
4/30/2021

Scale
As indicated

Drawing
PLUMBING FIXTURE SCHEDULE
AND DETAILS

P6.01

PERMIT / GMP SET

© Hord Coplan Macht, Inc.

DOMESTIC FIXTURE SCHEDULE

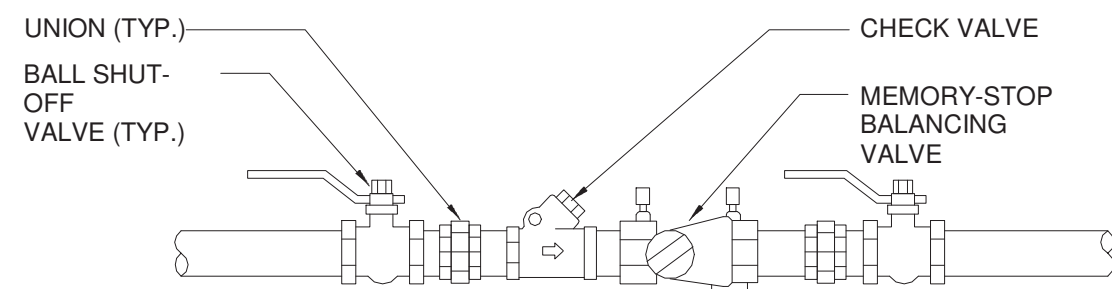
ID	DESCRIPTION	MANUFACTURER	MODEL	QTY	TRIM			FLUSH FIXTURE MIN VOL PER FLUSH	WASTE ROUGH-IN PIPE SIZE	INDIRECT WASTE PIPE SIZE	VENT PIPE PIPE SIZE	COLD WATER ROUGH-IN PIPE SIZE	HOT WATER ROUGH-IN PIPE SIZE	SPECIFICATION	REMARKS
					MANUFACTURER	MODEL	TYPE								
DRYER 1	COMMERCIAL DRYER	UMAC	UT F75	4	--	--	MANUAL							INFORMATION PROVIDE IN ANOTHER SPEC SECTION. FOR VENTING INFO, SEE MECH PLANS	
DRYER 2	LITE DUTY DRYER	SPEEDQUEEN	SINGLE DRYER	5	--	--	MANUAL							INFORMATION PROVIDE IN ANOTHER SPEC SECTION. FOR VENTING INFO, SEE MECH PLANS	
EW-2	WATER COOLER - DUAL HEIGHT	ELKAY	EZSLBWSSK	3					2"		1-1/2"	1/2"		TWO LEVEL WALL HUNG WATER COOLER WITH BOTTLE FILLING STATION. THE UNIT SHALL BE COMPLETE WITH CABINET, MOUNTING FRAME, SELF CLOSING EASY TOUCH SIDE AND FRONT PUSH-BAR CONTROLS, FLEXIGUARD SAFETY BUBBLER, REFRIGERATING SYSTEM, AIR COOLED, 120 VOLT, 60 CYCLE, SINGLE PHASE POWER CONNECTION, FULLY AUTOMATIC, COMPLETE AND READY TO OPERATE.	
HB-1	HOSE BIBB	WOODFORD	B24-1/2	7			MANUAL					3/4"		INTERIOR HOSE BIBB WITH VACUUM BREAKER, 3/4" HOSE THREAD OUTLET, LOCK SHIELD CAP, AND REMOVABLE "TEE" HANDLE. PROVIDE SHUTOFF VALVE IN COLD WATER SUPPLY AHEAD OF HOSE BIBB.	
HB-2	HOSE BIBB-EXT	WOODFORD	MODEL 67	13			MANUAL					3/4"		Freezeless Wall Hydrant, 3/4" HOSE THREAD OUTLET, AND REMOVABLE "KEY" HANDLE. PROVIDE SHUTOFF VALVE IN COLD WATER SUPPLY AHEAD OF HOSE BIBB.	
HB-3	HOSE BIBB - ROOF	WOODFORD	RHY2-MS	4			MANUAL					3/4"		FREEZELESS ROOF HYDRANT WITH VACUUM BREAKER, DUAL CHECK BACKFLOW PREVENTER, 3/4" HOSE THREAD OUTLET, PROVIDE CAST IRON MOUNTING SUPPORT SYSTEM RH-MS. PROVIDE SHUTOFF VALVE IN COLD WATER SUPPLY AHEAD OF HOSE BIBB.	
JS-1	JANITOR SINK	MUSTEE	63 M	5	MUSTEE	63.600A	MANUAL		3"		2"	3/4"	3/4"	SERVICE BASIN, 24"x24"x10" WITH CHROME PLATED 3" DRAIN AND CAST IRON TRAP. FAUCET SHALL INCLUDE PAIL HOOK AND ATMOSPHERIC VACUUM BREAKER SPOUT. FURNISH 65.700 SERVICE HOSE AND FITTINGS. SERVICE MOP HANGER	
LAV-1	LAVATORY - COUNTERTOP	KOHLER	VERTICYL K-2562-3	29	AMERICAN STANDARD	6059.202	ELECTRONIC		2"		1-1/2"	1/2"	1/2"	COUNTERTOP LAVATORY. FAUCET TOPS ON 4" CENTERS. DECK MOUNTED FAUCET, EXTERNAL ASSE-1070 COMPLIANT THERMOSTATIC MIXING VALVE AMERICAN STANDARD 6059TMM, GRID DRAIN, LOOSE KEY ANGLE STOPS AND SUPPLIES. INSULATE WATER AND WASTE WITH ADA INSULATION KIT AS NEEDED. MOUNT AT ADA COMPLIANT HEIGHT.	
OB-2	DISHWASHER OUTLET BOX	SIoux CHIEF	696-RG1001MF	2					2"		2"	1/2"	1/2"	FULLY RECESSED FIRE RATED DISHWASHER SUPPLY BOX WITH COVER. PROVIDE 1/4 TURN BALL VALVES AND WATER HAMMER ARRESTORS IN BOX. PROVIDE A 2" TRAPPED STANDPIPE IN CONCEALED WALL SPACE.	
OB-5	ICE MAKER OUTLET BOX	SIoux CHIEF	696-RG1010MF	2					2"		2"	1/2"	1/2"	FULLY RECESSED FIRE RATED ICE MAKER SUPPLY BOX WITH COVER. PROVIDE 1/4 TURN BALL VALVES AND WATER HAMMER ARRESTORS IN BOX.	
OB-7	WASHING MACHINE OUTLET BOX	SIoux CHIEF	696-R2313MF	2					2"		2"	1/2"	1/2"	FULLY RECESSED FIRE RATED WASHING MACHINE SUPPLY BOX WITH COVER. PROVIDE 1/4 TURN BALL VALVES AND WATER HAMMER ARRESTORS IN BOX. PROVIDE A 2" TRAPPED STANDPIPE IN CONCEALED WALL SPACE.	
S-1	LAUNDRY DUAL BOWL SINK	MUSTEE	27 UTILA7WIN	3	MUSTEE	93.600	MANUAL		2"		2"	3/4"	3/4"	LAUNDRY Utility Sink, ADA Compliance No. Back Splash Height 58 in. Bowl Depth 12 3/4 in. Rectangular Bowl Size 24 in x 20 in. White, Drain Opening 1 1/2 in. Drainboard Location No Drainboard, Faucet Hole Dia. 1 in, 1 1/8 in. Faucet Installation Style Centerset, Faucet Mounting Centers 4 in, 8 in, Unfinished, Mounting Location - Faucet Deck, Mounting Type - Sinks Floor, No. of Bowls 2, Number of Drainboards 0, Number of Faucet Holes 3, P-TRAP, TAILPIECES, SUPPLIES AND STOPS.	
S-2	CLASSROOM SINK	ELKAY	DAYTON DCLP1118	4	DELTA	9159T-DST	MANUAL		2"		2"	1/2"	1/2"	31-3/4" UNDERMOUNT DOUBLE BASIN STAINLESS STEEL SINK. SINGLE LEVER SWIVEL FAUCET. ONE ELKAY MODEL NO. LK35 BASKET STRAINER, P-TRAP, TAILPIECES, SUPPLIES AND STOPS. INSULATE WATER AND WASTE TO MEET ADA REQUIREMENTS.	
S-4	KITCHENETTE SINK	KOHLER	K-3177	3	DELTA	9159T-DST	MANUAL		1-1/2"		1-1/2"	1/2"	1/2"	SINGLE COMPARTMENT, COUNTER TOP, 18 GAUGE. SINGLE LEVER SWIVEL FAUCET. ONE ELKAY MODEL NO. LK35 BASKET STRAINER, P-TRAP, TAILPIECES, SUPPLIES AND STOPS. INSULATE WATER AND WASTE TO MEET ADA REQUIREMENTS.	
S-5	WOODSHOP SINK	ELKAY	LR1716SC	1	ELKAY	LK500GN04T4 SC	MANUAL		1-1/2"		1-1/2"	1/2"	1/2"	SINGLE COMPARTMENT, COUNTER TOP MOUNT, 18 GAUGE. SINGLE LEVER SWIVEL FAUCET. BASKET STRAINER, P-TRAP, TAILPIECES, SUPPLIES AND STOPS. INSULATE WATER AND WASTE TO MEET ADA REQUIREMENTS.	
SAL-1	SHAMPOO STATION - FIXED	BELVEDERE MALETTI	8600	2			MANUAL		1-1/2"		1-1/2"	1/2"	1/2"	PORCELAIN ENAMEL CAST IRON BOWL, w/ wall mounting bracket and flexible drain hose. Adjustable tilt 10 degrees forward from center and 5 degrees back from center. Wall-mount bracket & flexible drain hose included. STRAINER, P-TRAP, TAILPIECES, SUPPLIES AND STOPS. PROVIDE HAIR TRAP. PROVIDE WATTS UNDER SINK GUARDIAN MODEL LFUSG-B (ASSE 1070) LIMIT OUTLET TEMPERATURE TO 110°F MAX.	
SAL-2	SHAMPOO STATION - ADJUSTABLE	ADJUST-A-SINK	8600	1			MANUAL		1-1/2"		1-1/2"	1/2"	1/2"	Adjust-a-Sink series E140 electric elevating sink, complete with Comfort Fit 3050 solid surface shampoo bowl, faucet valve with whiz spray, vacuum breaker and strainer basket filter, chrome plated fit system, laminated mounting panels, steel drain shroud. Bowl & Laminate color is to be SELECTED BY OWNER. STRAINER, P-TRAP, TAILPIECES, SUPPLIES AND STOPS. PROVIDE HAIR TRAP. PROVIDE WATTS UNDER SINK GUARDIAN MODEL LFUSG-B (ASSE 1070) LIMIT OUTLET TEMPERATURE TO 110°F MAX.	
SAL-3	PEDI SPA	CONTINUUM FOOTSPAS	ECHO LE	2	-	-	-		1"		1"	1/2"	1/2"	PROVIDE DRAIN PUMP KIT AND SOLID SERVICE BASIN. ROUGH-IN ACCORDING TO MANUFACTURERS RECOMMENDATIONS, BACKFLOW PREVENTION IS PROVIDED, BASIN CAPACITY IS 4.75 GAL. P-TRAP, TAILPIECES, SUPPLIES AND STOPS. INSULATE WATER AND WASTE TO MEET ADA REQUIREMENTS.	
SAL-4	SALON MIXING SINK	ELKAY	LR2522C	1	AMERICAN STANDARD	7500.178	MANUAL		1-1/2"		1-1/2"	1/2"	1/2"	SINGLE COMPARTMENT, COUNTER TOP, 18 GAUGE. SINGLE LEVER SWIVEL FAUCET. ONE ELKAY MODEL NO. LK35 BASKET STRAINER, P-TRAP, TAILPIECES, SUPPLIES AND STOPS. INSULATE WATER AND WASTE TO MEET ADA REQUIREMENTS.	
SAL-5	SPA SINK	KOHLER	VERTICYL K-2562-3	1	AMERICAN STANDARD	2506.145 W	MANUAL		1-1/2"		1-1/2"	1/2"	1/2"	SINGLE COMPARTMENT, COUNTER TOP. SINGLE LEVER SWIVEL FAUCET. BASKET STRAINER, P-TRAP, TAILPIECES, SUPPLIES AND STOPS. INSULATE WATER AND WASTE TO MEET ADA REQUIREMENTS.	
SH-1	POOL SHOWER	SEE NOTES	SEE NOTES	1	DELTA	T27976-LHP & S1361	MANUAL		2"		1-1/2"	1/2"	1/2"	THE INDIVIDUAL POOL SHOWER IS SPECIFIED IN ANOTHER DIVISION. PROVIDE A SHOWER DRAIN AS SPECIFIED IN "SOIL, WASTE, AND VENT PIPING SYSTEMS." SHOWER SYSTEM WITH ASSE 1016 COMPLIANT TYPE "T/P" THERMOSTATIC/PRESSURE BALANCING COMBINATION MIXING VALVE WITH ADJUSTABLE STOP SCREW TO LIMIT HANDLE TURN. PROVIDE MANUFACTURER'S FLOW RATE RESTRICTOR ON SHOWERHEAD.	
SH-2	SHOWER	SEE NOTES	SEE NOTES	4	DELTA	T27976-LHP & S1361	MANUAL		2"		1-1/2"	1/2"	1/2"	THE INDIVIDUAL, TILE SHOWER IS SPECIFIED IN ANOTHER DIVISION. PROVIDE A SHOWER DRAIN AS SPECIFIED IN "SOIL, WASTE, AND VENT PIPING SYSTEMS." SHOWER SYSTEM WITH ASSE 1016 COMPLIANT TYPE "T/P" THERMOSTATIC/PRESSURE BALANCING COMBINATION MIXING VALVE WITH ADJUSTABLE STOP SCREW TO LIMIT HANDLE TURN. PROVIDE MANUFACTURER'S FLOW RATE RESTRICTOR ON SHOWERHEAD.	
SS-1	SAFETY SHOWER WEYEFACE WASH - PEDESTAL	GUARDIAN	GPF1994	2						1-1/4"		1"	1"	SHOWER/EYEFACE WASH STATION, GUARDIAN #GPF1994 STAINLESS STEEL BOWL, #AP600-101V IPS STAY-OPEN CHROME PLATED BRASS BALL VALVE W/ FLAG HANDLE #AP470-001. SPRAY HEAD ASSY, WASTE RECEPTOR, #TVM G3 600LF THERMOSTATIC MIXING VALVE.	
SS-2	EYEWASH - WALL MNT	GUARDIAN	G1814P	3							1-1/2"	1/2"	3/4"	WALL MOUNT SAFETY EYEFACE WASH STATION. PROVIDE THERMOSTATIC MIXING VALVE MODEL G3600 EMERGENCY TEMPERING VALVE.	
U-1	URINAL	AMERICAN STANDARD	WASHBROOK	3	SLOAN	8186	BATTERY	0.125 gal	1-1/2"		1-1/2"	3/4"	3/4"	WALL HUNG URINAL WITH WASH-OUT ACTION, TOP SPUD, SIZE 18" WITH INTEGRAL EXTENDED SHIELDS SUPPORTED BY THROUGH GOING BOLTS AND C/P NUTS. SOLAR POWERED SENSOR ACTIVATED FLUSHOMETER.	
WA-1	COMMERCIAL WASHER	UNIMAC	SOFTMOUNT UY55	4	-	-	MANUAL					3/4"	3/4"	INFORMATION PROVIDED IN ANOTHER SPEC DIVISION. PROVIDE CONNECTION WITH DOUBLE CHECK BACKFLOW PREVENTER, PROVIDE SHUTOFF VALVES ON COLD AND HOT WATER IN ACCESSIBLE LOCATION.	
WA-2	LITE DUTY WASHER	SPEEDQUEEN	FRONT LOAD	2	-	-	MANUAL					1/2"	1/2"	INFORMATION PROVIDED IN ANOTHER SPEC DIVISION. PROVIDE CONNECTION WITH DOUBLE CHECK BACKFLOW PREVENTER, CONNECT TO OX-BOX	
WC-1	WATER CLOSET - FLR MNT-TANK-ADA	TOTO	CR5454CEFGF01	26	TANK TYPE			1.28 gal	3"		2"	1/2"		ELONGATED FLOOR MOUNTED 2 PIECE TANK TYPE WATER CLOSET, TORNADO FLUSH 1.28 GPF, WITH SC534 ELONGATED OPEN FRONT SEAT. PROVIDE A 1/4" BRASS BALL VALVE AT WALL CONNECTION. UNIVERSALS HEIGHT, COLOR TO BE SELECTED BY OWNER	
Grand total: 139															

GREASE INTERCEPTOR SCHEDULE

ID TYPE	LOCATION			MANUFACTURER	MODEL	QTY	TYPE	MATERIAL DESCRIPTION	COVER		CAPACITY			INSTALLATION			PIPE CONNECTIONS			DIMENSIONS			REMARKS
	NAME	NO.							DESCRIPTION	DIA	DESIGN FLOW	LIQUID	GREASE	SOLIDS	ARRANGEMENT	BOTTOM OF EQUIPMENT ELEV	ESTIMATED RISE HEIGHT	INLET INVERT	OUTLET INVERT	LENGTH	WIDTH	HEIGHT	
GI-35	CAFE PANTRY	7		SCHIER	GB-1	1	HYDROMECHANICAL	POLYPROPYLENE	POLYPROPYLENE	21 1/2"	35 GPM	20.0 gal	130.50 lbm	0.0 gal	ABOVE GRADE	0' - 0"	0' - 0"	-2' - 0"	4"	-2' - 0"	4"	1' - 11"	1' - 2"
GI-1500	EXTERIOR	-		JENSEN	JP1500-G	1	GRAVITY	PRECAST CONCRETE	CAST IRON	24"	0 GPM	1500.0 gal	0.00 lbm	0.0 gal	BELOW GRADE	-7' - 0"	1' - 0"	-2' - 0"	4"	-2' - 3"	4"	10' - 8"	5' - 7"
Grand total: 2																							

FLOOR DRAIN SCHEDULE

ID	DESCRIPTION	MANUFACTURER	MODEL	QTY	MATERIAL DESCRIPTION		PRIMER CONNECTION	WASTE PIPE SIZE	VENT PIPE SIZE	PRIMER PIPE SIZE	SPECIFICATION	REMARKS
					DRAIN BODY	STRAINER						
FD-1	FLOOR DRAIN	WATTS	FD-100-A	1	EPOXY COATED CAST IRON	NICKEL BRONZE	No	2"	2"		EPOXY COATED CAST IRON FLOOR DRAIN WITH ANCHOR FLANGE, REVERSIBLE CLAMPING COLLAR WITH PRIMARY & SECONDARY WEEPHOLES, ADJUSTABLE ROUND HEEL PROOF NICKEL BRONZE STRAINER, AND NO HUB OUTLET.	
FD-1	FLOOR DRAIN	WATTS	FD-100-A	28	EPOXY COATED CAST IRON	NICKEL BRONZE	Yes	2"	2"	12 in	EPOXY COATED CAST IRON FLOOR DRAIN WITH ANCHOR FLANGE, REVERSIBLE CLAMPING COLLAR WITH PRIMARY & SECONDARY WEEPHOLES, ADJUSTABLE ROUND HEEL PROOF NICKEL BRONZE STRAINER, AND NO HUB OUTLET.	
FD-1	FLOOR DRAIN	WATTS	FD-100-A	18	EPOXY COATED CAST IRON	NICKEL BRONZE	No	3"	2"		EPOXY COATED CAST IRON FLOOR DRAIN WITH ANCHOR FLANGE, REVERSIBLE CLAMPING COLLAR WITH PRIMARY & SECONDARY WEEPHOLES, ADJUSTABLE ROUND HEEL PROOF NICKEL BRONZE STRAINER, AND NO HUB OUTLET.	
FD-1	FLOOR DRAIN	WATTS	FD-100-A	1	EPOXY COATED CAST IRON	NICKEL BRONZE	No	6"	3"		EPOXY COATED CAST IRON FLOOR DRAIN WITH ANCHOR FLANGE, REVERSIBLE CLAMPING COLLAR WITH PRIMARY & SECONDARY WEEPHOLES, ADJUSTABLE ROUND HEEL PROOF NICKEL BRONZE STRAINER, AND NO HUB OUTLET.	
FD-3	FLOOR DRAIN	WATTS	FD-100-M	1	EPOXY COATED CAST IRON	NICKEL BRONZE	Yes	2"	2"	12 in	EPOXY COATED CAST IRON FLOOR DRAIN WITH ANCHOR FLANGE, REVERSIBLE CLAMPING COLLAR WITH PRIMARY & SECONDARY WEEPHOLES, ADJUSTABLE SQUARE HEEL PROOF NICKEL BRONZE STRAINER, AND NO HUB OUTLET.	
FD-5	LAUNDRY TROUGH DRAIN	BY OTHERS	BY OTHERS	2	EPOXY COATED CAST IRON	NICKEL BRONZE	No	3"	2"		SEE LAUNDRY TROUGH DRAIN DETAIL FOR ADDITIONAL INFORMATION.	
FD-21	FLOOR DRAIN	WATTS	FD-1200-L	4	EPOXY COATED CAST IRON	STAINLESS STEEL	No	4"	2"		ON-GRADE EPOXY COATED CAST IRON FLOOR DRAIN WITH ANCHOR FLANGE, WEEPHOLES, ADJUSTABLE HEAVY DUTY SQUARE HEEL PROOF STAINLESS STEEL STRAINER, AND NO HUB OUTLET.	
FS-3	FLOOR SINK	WATTS	FS-730	21	EPOXY COATED CAST IRON	ALUMINUM		3"	2"	--	12" SQUARE X 6" DEEP SANITARY FLOOR SINK WITH WHITE PORCELAIN ENAMEL COATED INTERIOR, LOOSE SET PORCELAIN ENAMEL COATED CAST IRON GRATE, ALUMINUM DOME BOTTOM STRAINER, AND NO HUB OUTLET.	
Grand total: 76												



- NOTES:
1. ALL THREADED PIPING BETWEEN UNIONS SHALL BE BRASS.
 2. INSTALL D-ELECTRIC UNIONS FOR PIPING CONNECTIONS OF DISSIMILAR METALS.

DHWR BALANCING ASSEMBLY DETAIL

N.T.S.

LEGEND	
—DCW—	NEW DOMESTIC COLD WATER PIPING
—DHW—	NEW DOMESTIC HOT WATER PIPING
—DHW-R—	NEW DOMESTIC HOT WATER RETURN PIPING
—GAS—	GAS LINE
—[D]-[D]—	NEW BALL VALVE SHUTOFF
—[D]-[D]—	NEW GAS SHUTOFF VALVE

RUN NEW 3" INTAKE HORIZONTALLY OUT THRU SIDEWALL. TERMINATE WITH 45° ELBOW AND DOME DEBRIS SCREEN MIN 36" ABOVE GRADE. (TYP. FOR 2)

RUN NEW 3" FLUE VENT UP TO PROVIDE VERTICAL SHEET METAL ENCLOSURE FOR NEW FLUE VENTS IN ROOM (STERLING MAKE, MODEL PCV-83) .

CONNECT GAS FROM MAIN, SEE GAS PIPING DIAGRAM

PROVIDE NEW 6" HIGH CONCRETE PAD.

MECH

DOMESTIC HOT WATER SYSTEM PIPING PLAN

NOT TO SCALE

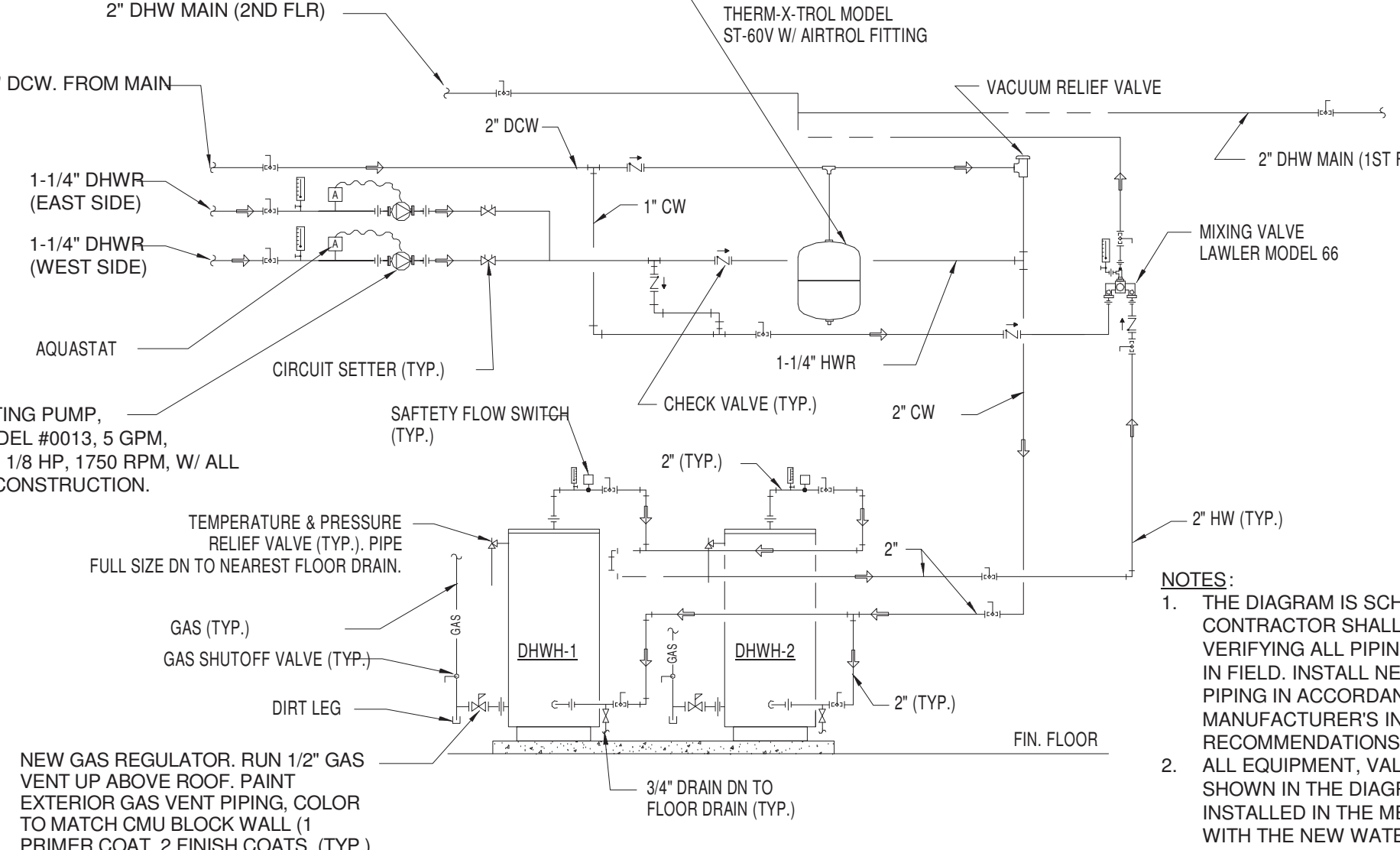
DOMESTIC HOT WATER HEATER SCHEDULE

(AO SMITH AS STANDARD)

TAG No.	SERVICE	INPUT RATING (MBH)	RECOVERY RATE @ 80° RISE (GPH)	STORAGE CAPACITY (GAL)	THERMAL EFFICIENCY %	FLUE SIZE	ELECTRIC DATA VOLT/PH/Hz	MODEL & MANUFACTURER	DIMENSION DIA. x H (IN)	APPROX. WEIGHT (LB.)	REMARKS
DHWH-1	WEST	300	872	119	98	4"□	115/1/60	BTH-300A Mxi	AO SMITH	33-1/8 x 75-3/4	825 SEE NOTES
DHWH-2	EAST	300	872	119	98	4"□	115/1/60	BTH-300A Mxi	AO SMITH	33-1/8 x 75-3/4	825 SEE NOTES

NOTES:

1. PROVIDE W/ STANDARD 150 PSI TEMPERATURE & PRESSURE RELIEF VALVE AND 4" PVC CONCENTRIC VENT.
2. PROVIDE A CONDENSATE DRAIN W/ CONDENSATE ACID NEUTRALIZING TUBE MODEL #JM-2 (OR APPROVED EQUAL) ON BOTTOM OF EXHAUST FLUE VENT

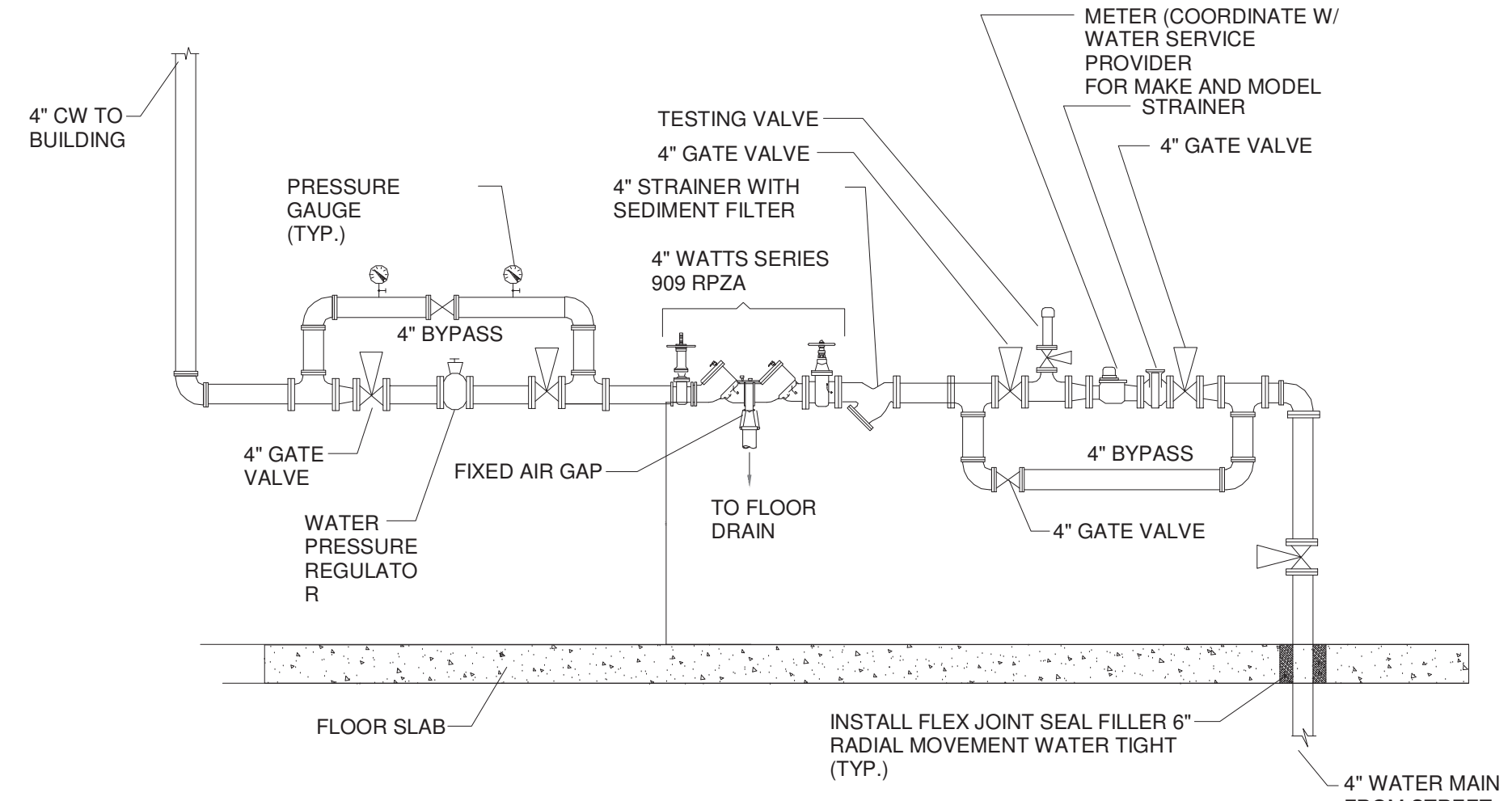


DOMESTIC HOT WATER SYSTEM PIPING DIAGRAM

NOT TO SCALE

NOTES:

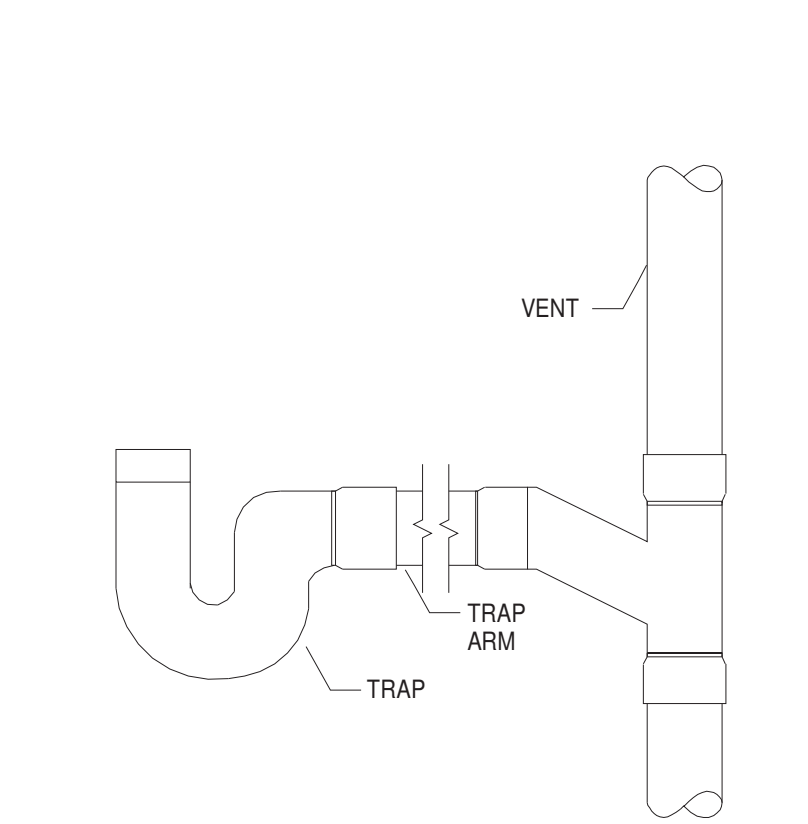
1. THE NEW WATER METER ASSEMBLY SHOWN HERE SHALL BE INSTALLED IN NEW SPRINKLER ROOM 003 ALONG WITH ALL REQUIRED FIRE SPRINKLER PIPES, VALVES, ETC. REFER TO PD.01 FOR DETAILS
2. PROVIDE 1/2" DIA. PIPE SUPPORTS FOR RPZA & HORIZONTAL PIPING. THE QUANTITY SHALL BE DETERMINED IN FIELD.
3. THE RPZA SHALL BE INSTALLED MIN. 8" FROM THE WALL. THE INSTALLATION SHALL CONFORM WITH LOCAL WATER COMPANY REGULATIONS AND ALL CITY, COUNTY AND STATE HEALTH DEPARTMENT REQUIREMENTS.



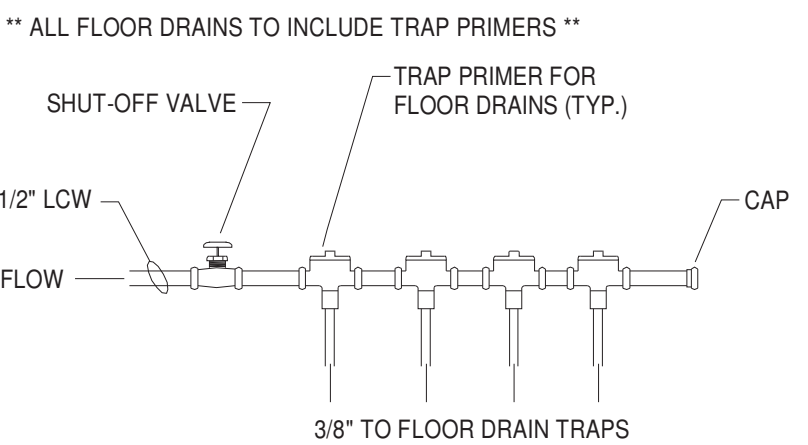
WATER METER WITH BACKFLOW PREVENTER ASSEMBLY DETAIL

N.T.S.

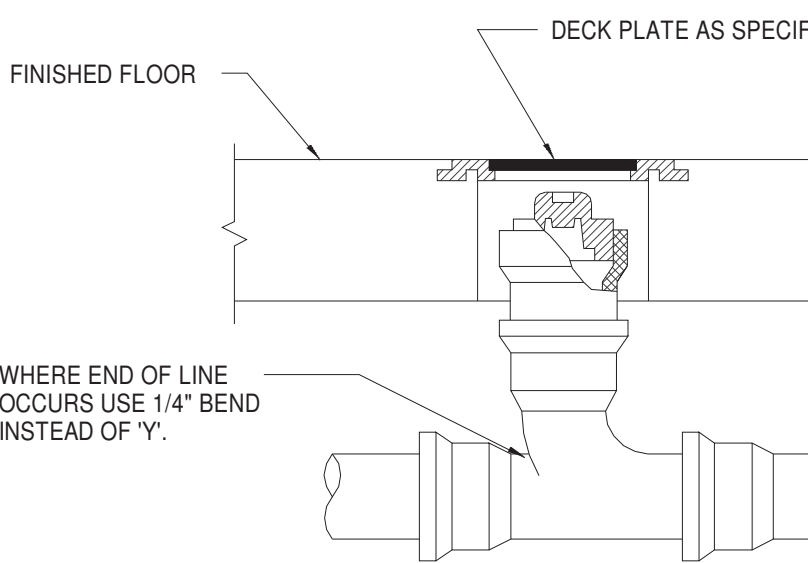
ELEVATOR SUMP PUMP SCHEDULE									
(GOULDS PUMP AS STANDARD)									
Tag No.	LOCATION	GPM	HD (FT)	HP	RPM	ELECTRICAL DATA VOLT/PH/Hz	MODEL & MANUFACTURER		REMARKS
SP-1	ELEVATOR PIT	15	25	1/2	3450	115/1/60	MODEL 3885	GOULDS PUMP	SEE NOTE
NOTE: ELEVATOR SUMP PUMP PROVIDE W/ GOULDS MODEL #ELKTWE0511H W/ CONTROL PANEL MODEL #A1SEE1, OIL SMART SWITCH, LIQUID SMART SENSOR, AND CHECK & SHUTOFF VALVES									



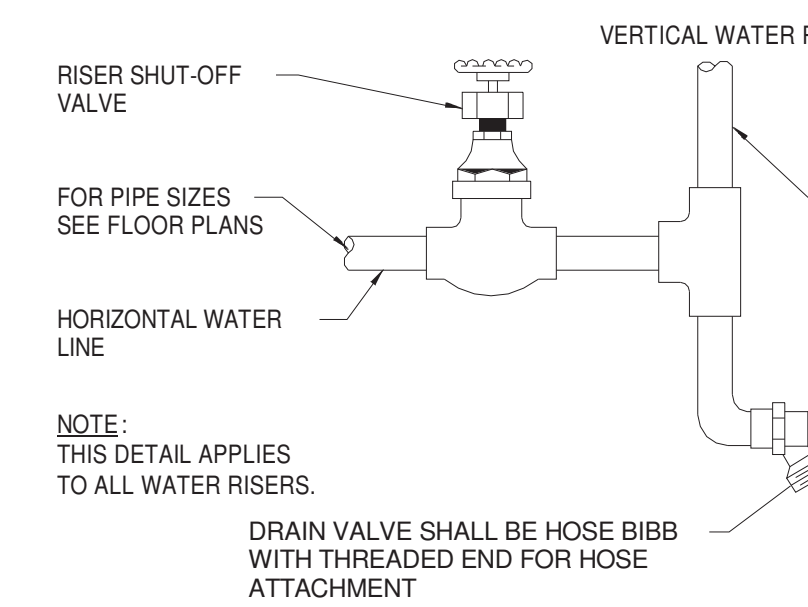
1 TRAP DETAIL
P6.02 / N.T.S.



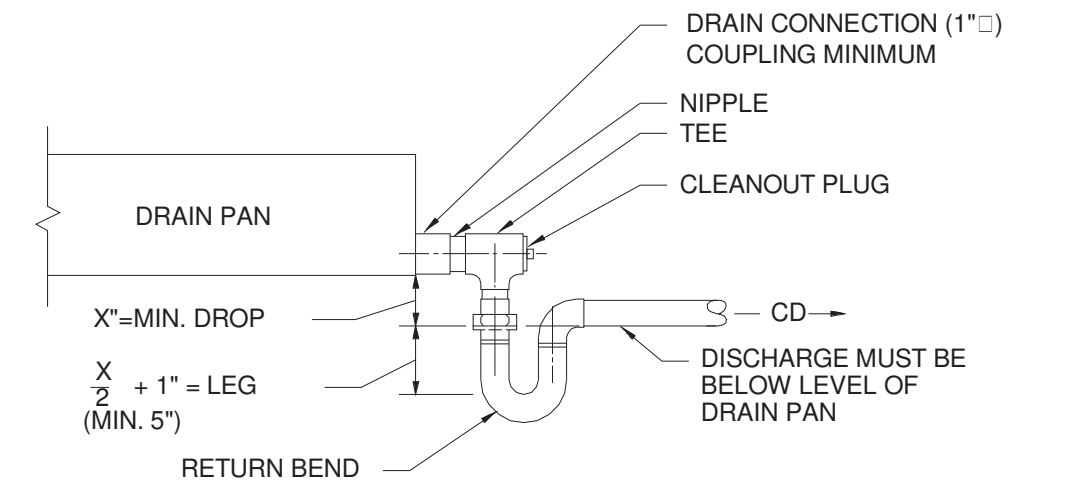
5 TRAP PRIMER FEED DETAIL
P6.02 / N.T.S.



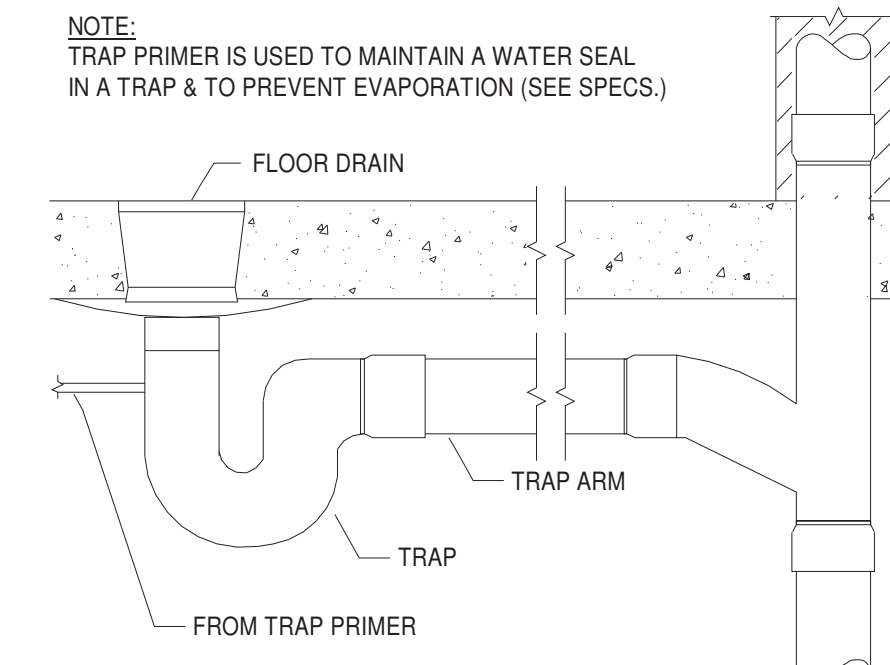
10 FLOOR CLEANOUT DETAIL
P6.02 / N.T.S.



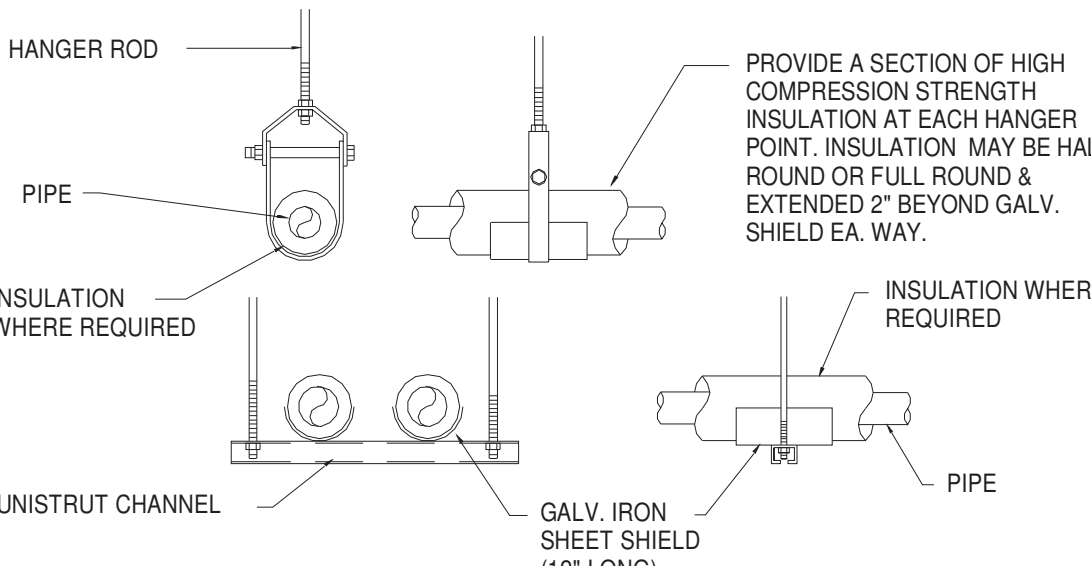
14 RISER STOP & DRAIN VALVE
P6.02 / N.T.S.



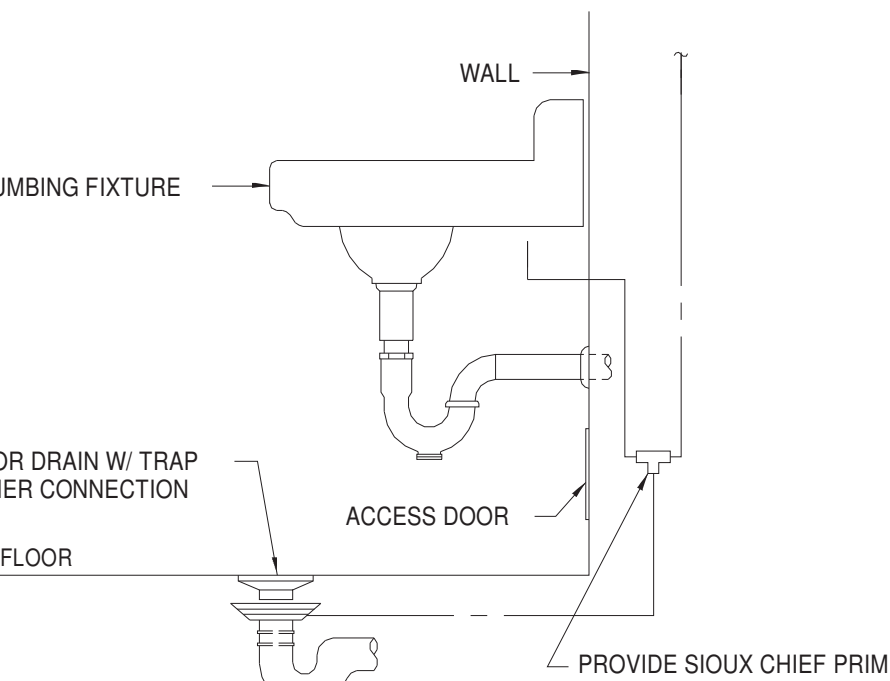
2 CONDENSATE DRAIN TRAP DETAIL
P6.02 / N.T.S.



6 TRAP PRIMER HOOK-UP
P6.02 / N.T.S.

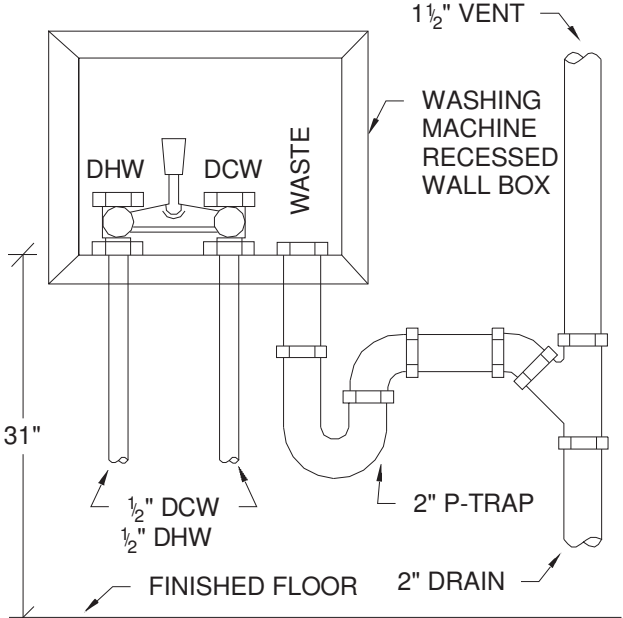


11 PIPE SUPPORT HANGERS
P6.02 / N.T.S.

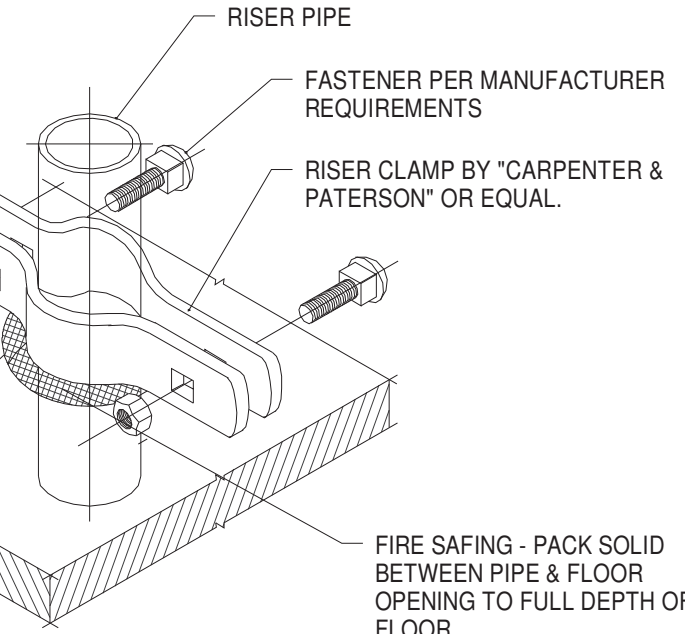


15 FLOOR DRAIN & TRAP PRIMER
P6.02 / N.T.S.

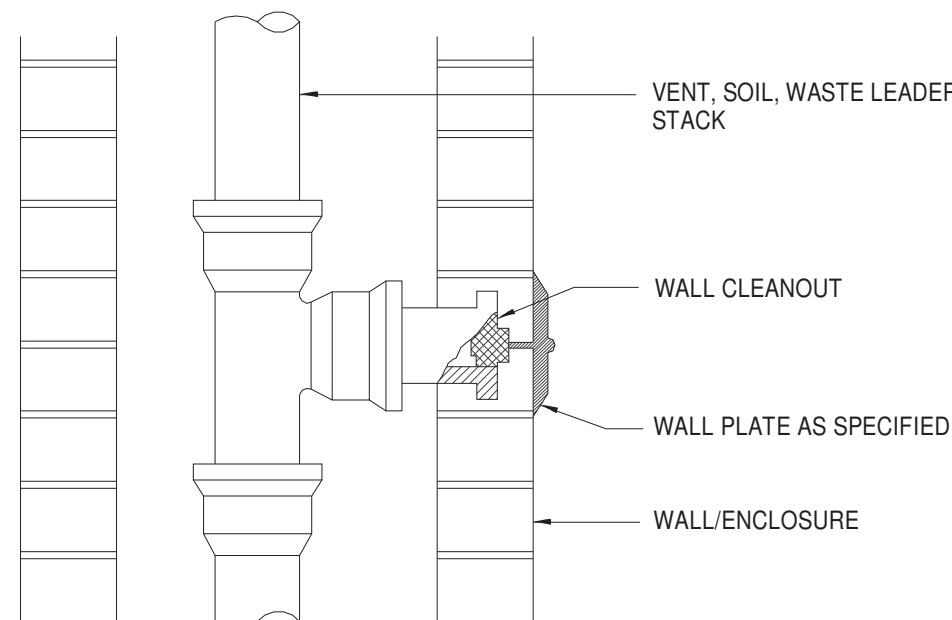
NOTE:
WATER SUPPLY CONNECTIONS FROM WALL
BOXES TO AUTOMATIC CLOTHES WASHERS SHALL
BE MADE WITH FLEXIBLE STAINLESS STEEL HOSES.



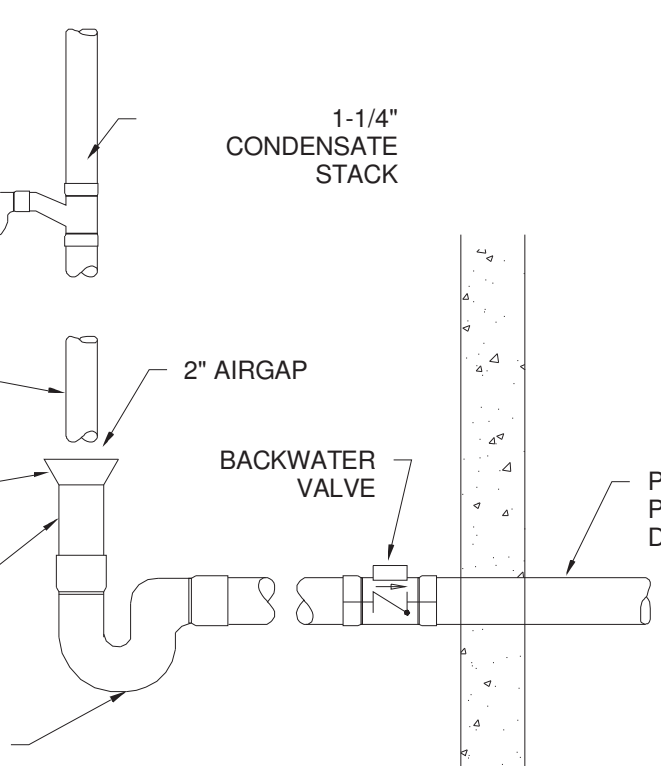
3 WASHING MACHINE RECESSED WALL BOX
DETAIL (ELEVATION)
P6.02 / N.T.S.



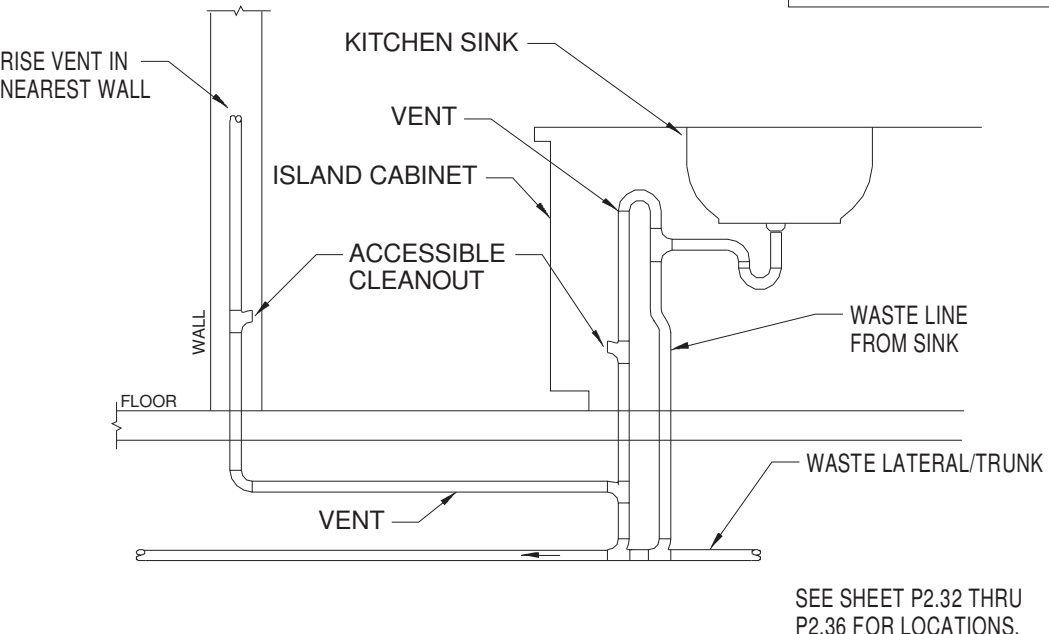
7 PIPE RISER CLAMP
P6.02 / N.T.S.



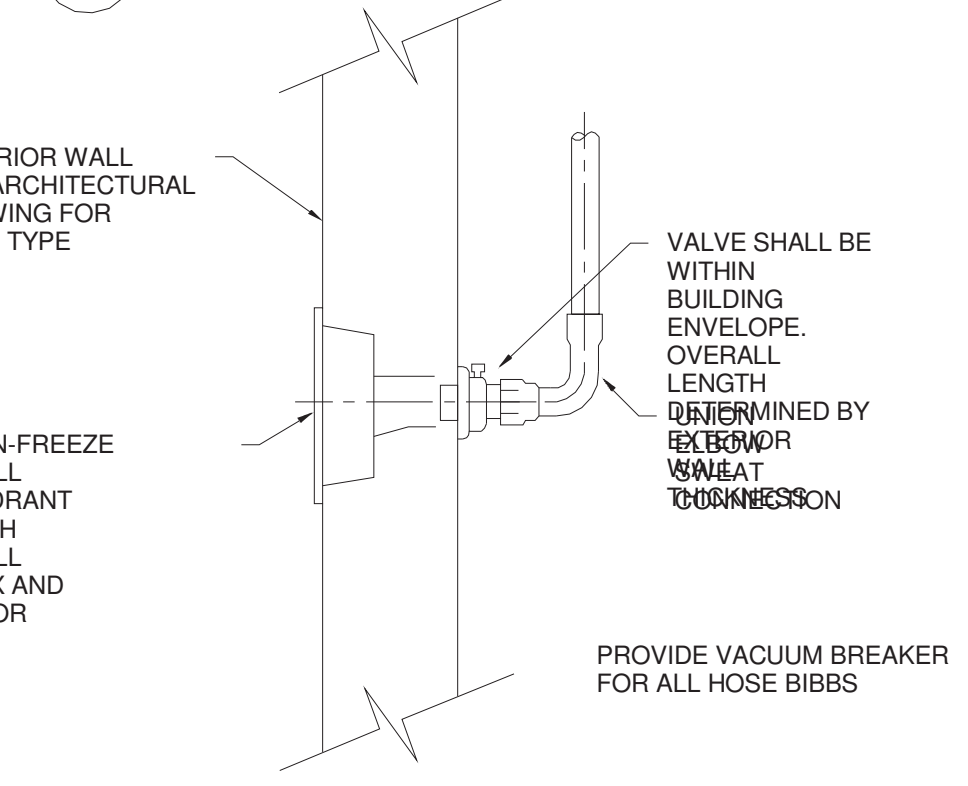
12 WALL CLEANOUT DETAIL
P6.02 / N.T.S.



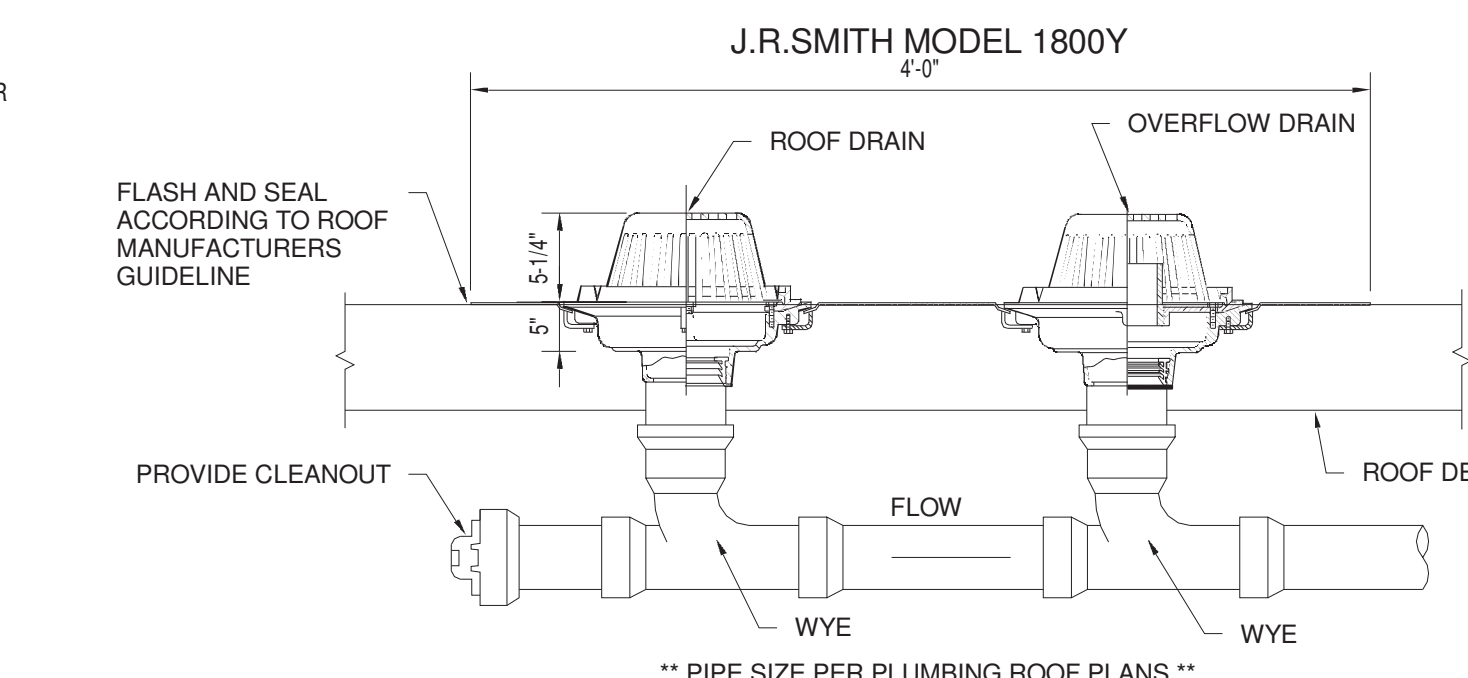
16 CONDENSATE DRAIN STAND PIPE DETAIL
P6.02 / N.T.S.



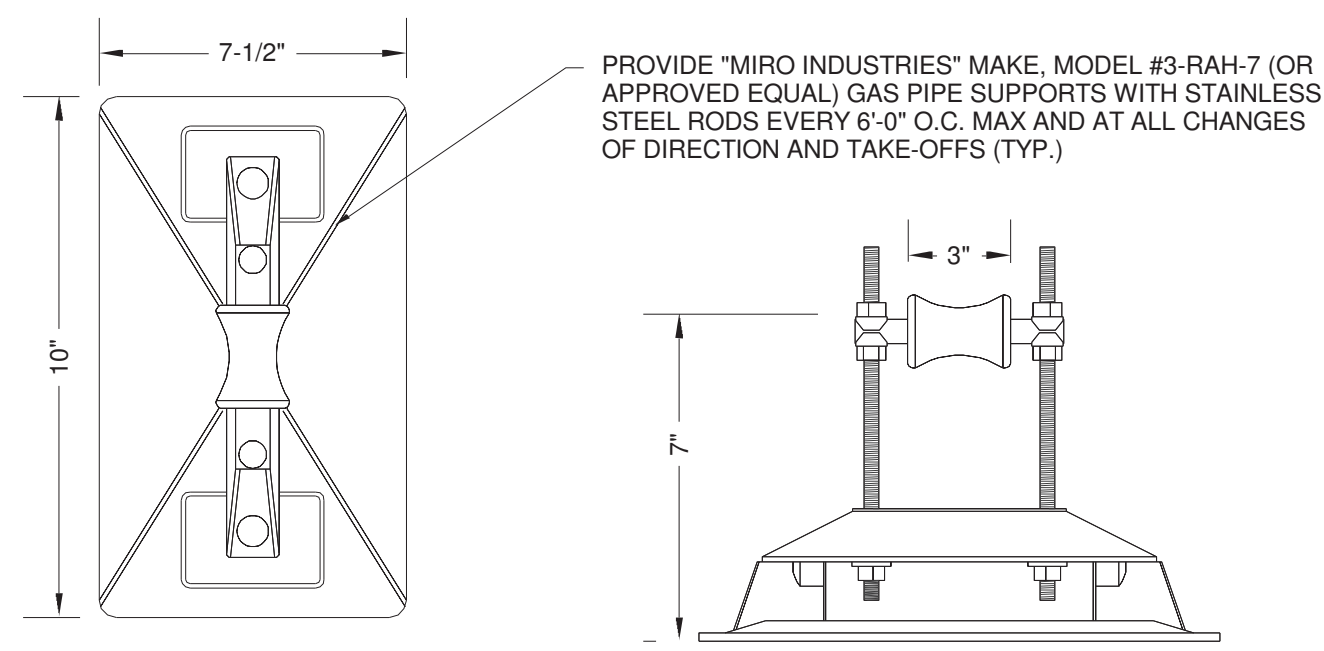
4 KITCHEN ISLAND VENT DETAIL
P6.02 / N.T.S.



8 WALL HYDRANT (HOSE BIB) DETAIL
P6.02 / N.T.S.

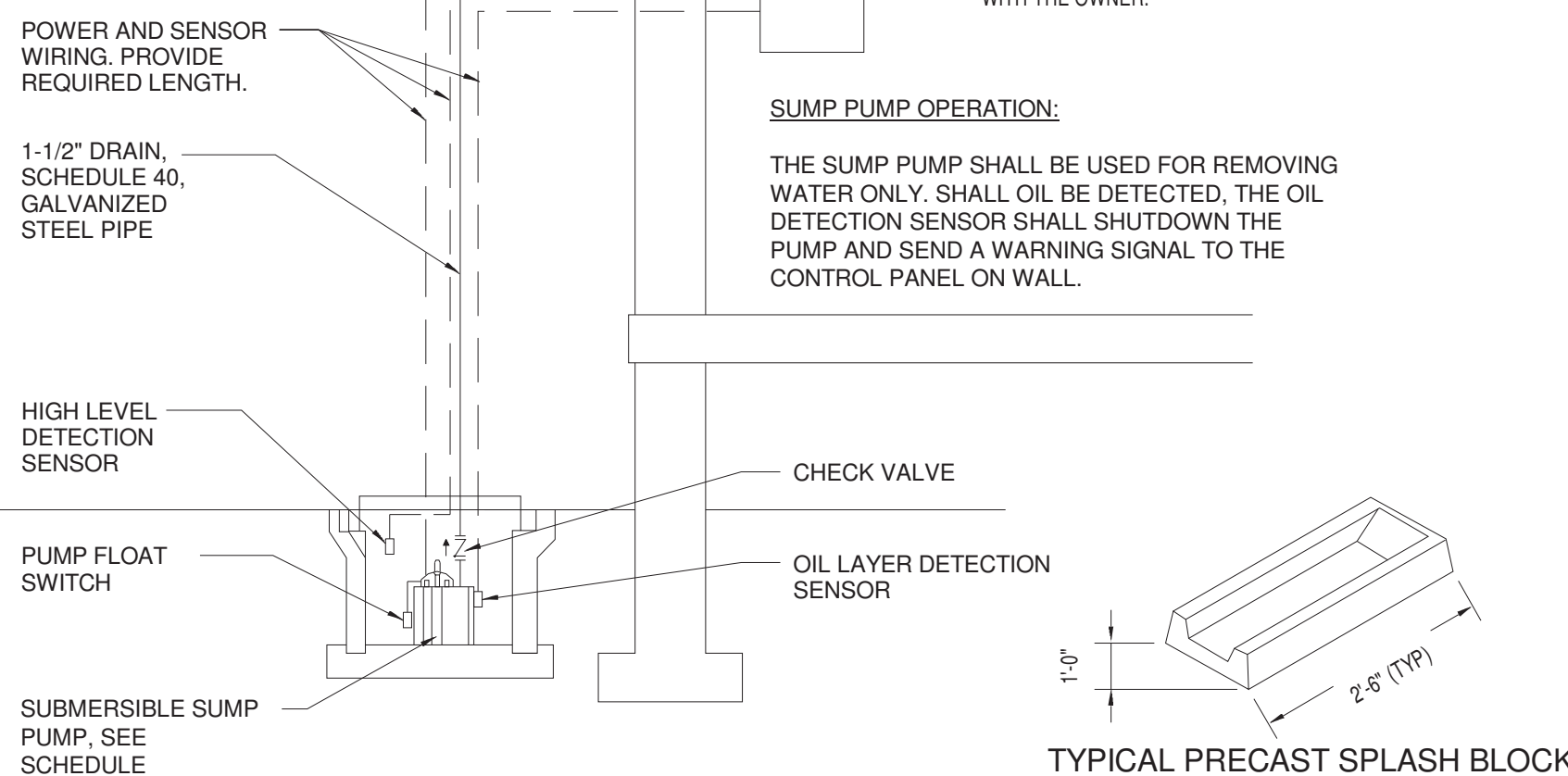


13 ROOF DRAIN AND OVERFLOW DRAIN COMBINATION PIPING DETAIL
P6.02 / N.T.S.



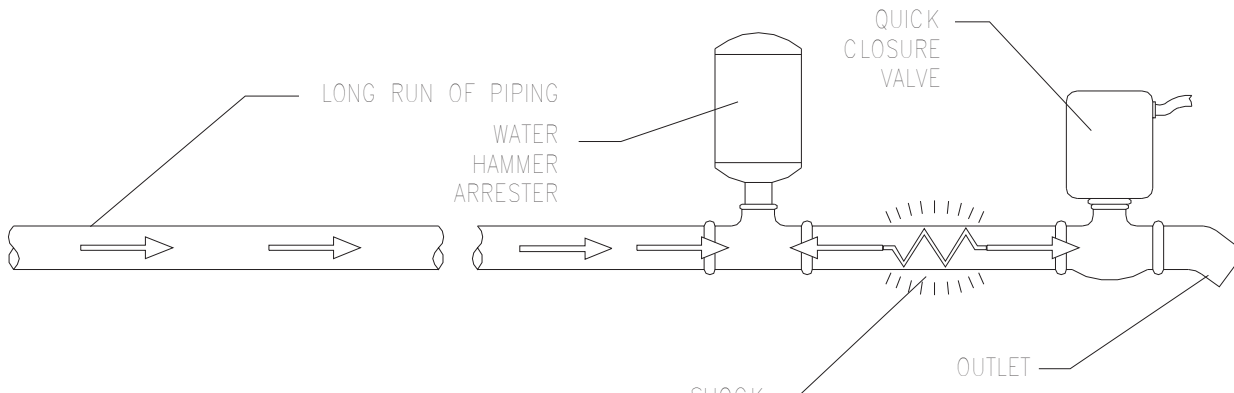
17 GAS PIPE ROOF SUPPORT DETAIL
P6.02 / N.T.S.

PROVIDE A SIGN AT EXTERIOR OF
BUILDING STATING "ELEVATOR PIT
DISCHARGE". TYPICAL ALL LOCATIONS



9 ELEVATOR SUMP PUMP PIPING DETAIL
P6.02 / N.T.S.

TABLE 3 INDICATES THE SIZE OF THE WATER ARRESTER REQUIRED FOR LONG RUNS OF PIPING WHICH FEED A SINGLE REMOTE FIXTURE OR APPLIANCE. THE WATER ARRESTER UNIT SHOULD BE SIZED BY USING TABLE 3 AND LOCATED AS CLOSE TO THE POINT OF QUICK CLOSURE AS POSSIBLE.



WATER HAMMER ARRESTER SELECTION CHART

LENGTH OF PIPE	NOMINAL PIPE SIZE					
	1/2"	3/4"	1"	1 1/2"	2"	3"
25'	5005	5005	5010	5050	5040	5040
50'	5005	5010	5020	5050	5040	5050
75'				1-5005	5050	1-5040
				1-5040		1-5050
100'				5050	1-5020	2-5050
				1-5050	1-5050	
125'				1-5005	1-5040	1-5040
				1-5050	1-5050	2-5050
150'				1-5030	2-5050	3-5050
				1-5050		

NOTE: TABLE 3 SHOWS LENGTHS OF RUN OF BRANCH PIPING. THE LENGTH OF RUN USED SHOULD BE THE LENGTH OF PIPE FROM POINT OF VALVE CLOSURE TO A POINT OF RELIEF, SUCH AS LARGE PIPE RISER TWICE THE SIZE OF THE BRANCH LINE, MAIN LINE OR WATER TANK.

ALL SIZING RECOMMENDATIONS SHOWN IN TABLE 3 ARE BASED ON AN OPERATING WATER PRESSURE OF 65 PSI OR UNDER AN AVERAGE VELOCITY BETWEEN 5 AND 10 FEET PER SECOND. IF OPERATING PRESSURES ARE OVER 65 PSI USE THE NEXT LARGER WATER HAMMER ARRESTER UNIT. WHEN PRESSURES ARE ANTICIPATED ABOVE 85 PSI A PRESSURE REDUCING VALVE IS RECOMMENDED.

18 SIZING AND PLACEMENT OF WATER HAMMER ARRESTER (WHA)
P6.02 / N.T.S.

ARCHITECT
HCM Design, Inc.
700 E. Pratt St, Suite 1200, Baltimore, MD 21202
p. 410. 837. 7311

STRUCTURAL ENGINEER
Morabito Consultants
952 Ridgebrook Road, suite 1700, Sparks MD 21152
p. 410.467.2377

FOOD SERVICE
Scopes Hospitality Group
300 West Chestnut Street, Suite 201, Ephrata, PA 17522
p. 717.733.5810

INTERIOR DESIGNER
Merlino Design Partnership, Inc.
2200 Renaissance Blvd, Suite 300, Gulph Mills, PA 19406
p. 610.313.9550

MEFP ENGINEER
LAN Associates
Engineering, Planning, Architecture Surveying, LLP
252 Main Street, Goshen, NY 10924
p. 201.447.6400

HCM / LCS



SENIOR LIVING
AT PURCHASE COLLEGE

BROADVIEW - SENIOR LIVING AT
PURCHASE COLLEGE - COMMONS
BUILDING

hord | coplan | macht

ARCHITECTURE
LANDSCAPE ARCHITECTURE
PLANNING
INTERIOR DESIGN



LAN ASSOCIATES
Engineering, Planning, Architecture, Surveying, LLP
LAN 258 #132611
PROFESSIONAL CERTIFICATION I CERTIFY THAT THESE DOCUMENTS WERE
PREPARED OR APPROVED BY ME, AND THAT I AM A DULY LICENSED ENGINEER
UNDER THE LAWS OF THE STATE OF NEW YORK.
LICENSE NUMBER: 090385
EXPIRATION DATE: 12/31/23

no.	date	revision

Project Name
BROADVIEW - SENIOR LIVING AT PURCHASE
COLLEGE - COMMONS BUILDING
Project Number
1308.01
Date
4/30/2021
Scale
1/8" = 1'-0"
Drawing
PLUMBING DETAILS

P6.02

PERMIT / GMP SET

© Hord Coplan Macht, Inc.

