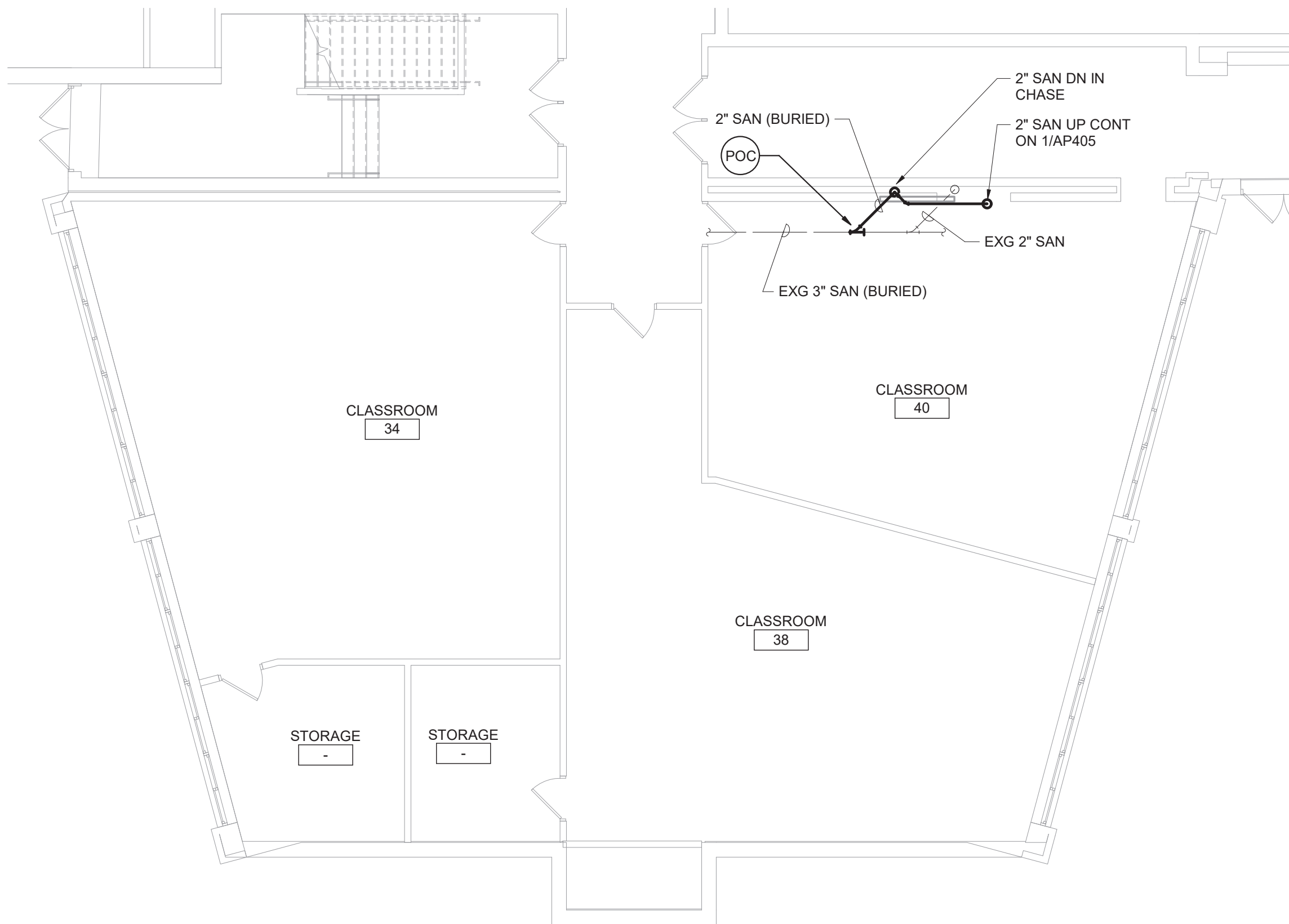
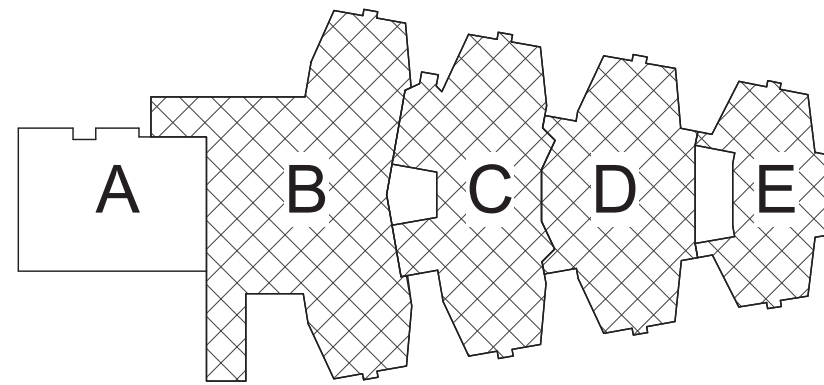


1 Basement Key Plan
3/8" = 1'-0"



2 Classroom 40 Enlarged Plan
1/8" = 1'-0"

- General Notes**
- A. VERIFY ALL PIPING LOCATIONS, SIZES, AND ARRANGEMENTS IN FIELD PRIOR TO BID. NOTIFY ARCHITECT IN WRITING OF ANY DISCREPANCIES.
 - B. VERIFY IN FIELD INVERT AND DIRECTION OF FLOW IN EXISTING SOIL PIPE WHERE NEW SOIL PIPE IS TO BE CONNECTED TO EXISTING SOIL PIPE.
 - C. LEGALLY DISPOSE OF ALL DEMOLITION DEBRIS.
 - D. INCLUDE TRENCHING, CUTTING AND PATCHING OF FLOORS, WALLS AND CEILINGS, INCLUDING CEILING TILE REMOVAL AND REPLACEMENT, WHEN REQUIRED FOR PLUMBING WORK. PATCH ABANDONED OPENINGS AND DISTURBED FINISHES TO MATCH EXISTING. TAKE PRECAUTIONS TO PROTECT STRUCTURAL INTEGRITY OF FLOOR OR WALLS WHEN TRENCHING OR CUTTING.
 - E. MATERIALS FOR PLUMBING INSTALLATION SHALL BE NEW, UNLESS SPECIFICALLY NOTED OTHERWISE.
 - F. REFER TO DRAWING NO. AP000 FOR FIXTURE ROUGH-IN SCHEDULE.
 - G. PROVIDE THROUGH PENETRATION FIRESTOPPING FOR FIRE RATED WALLS AND FLOORS. PENETRATIONS THROUGH EXISTING WALLS AND FLOORS ARE CONSIDERED TWO-HOUR PARTITIONS UNLESS SPECIFICALLY NOTED OTHERWISE. REFER TO "A" SERIES OR CODE COMPLIANCE DRAWINGS FOR LOCATION OF FIRE RATED WALLS AND FLOORS.



Key Plan
N.T.S.

S.E.D. Control No. 48-01-01-06-0-004-020

Rev. No.:	Date:	Description:



complex world
CLEAR SOLUTIONS

Tetra Tech Engineers, Architects
& Landscape Architects, P.C.

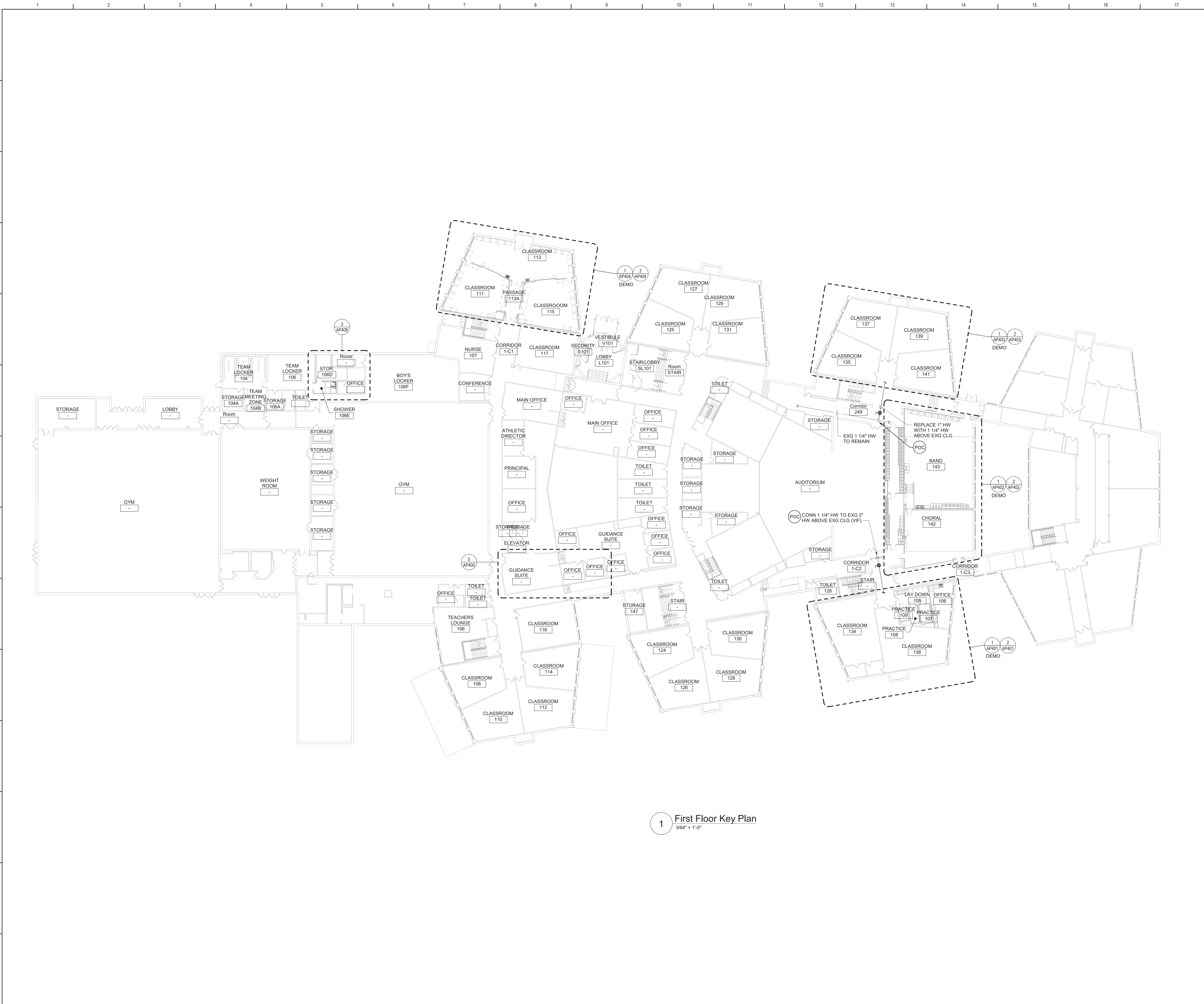


Mahopac Central School District
Mahopac, NY

Reconstruction To:
Mahopac High School

Basement Floor Key Plan

Drawn By: DCG/ sef	Date: 08/21/20	Drawing Number:
Project No.:	121111-19002	AP050



Plan Notes

A. REFER TO DRAWING NO. AP050 FOR GENERAL NOTES.

Key Plan

N.T.S.

S.E.D. Control No. 48-01-01-06-0-004-020

Rev. No.	Date	Description

BID SET

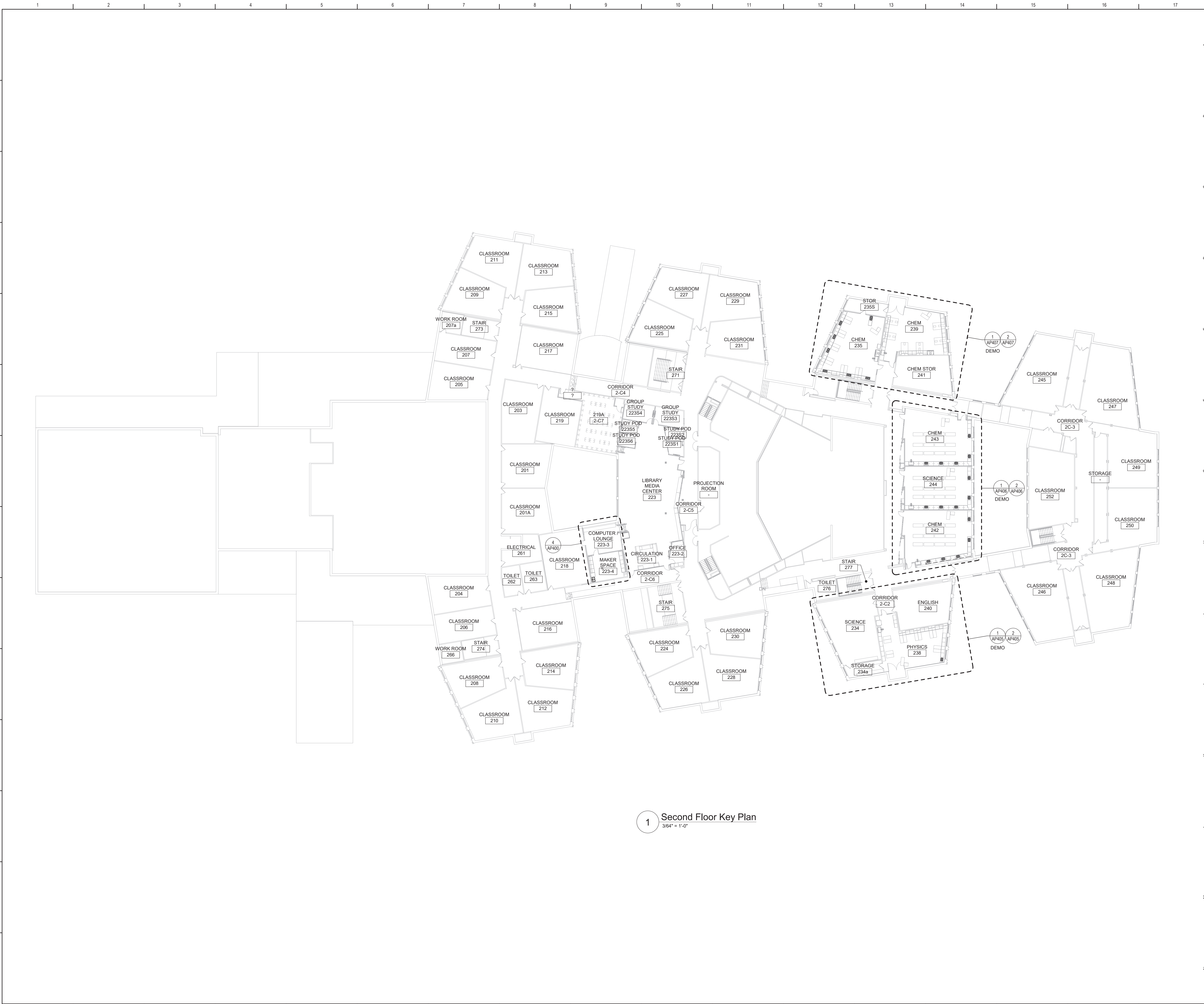
TETRA TECH
ARCHITECTS & ENGINEERS

Mahopac Central School District
Mahopac, NY

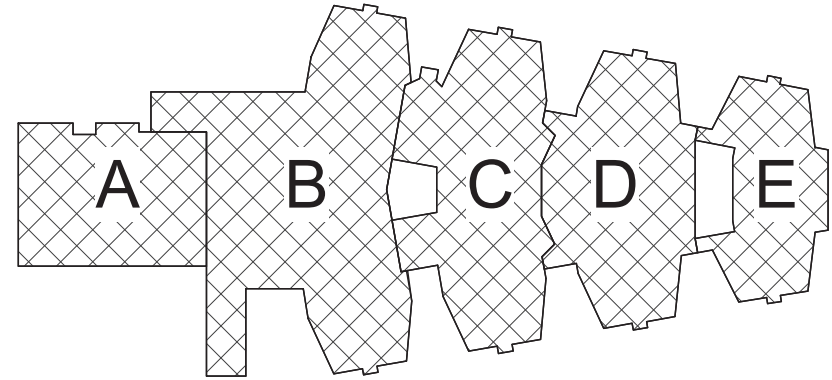
Reconstruction To:
Mahopac High School

First Floor Key Plan

Drawn By: DCG/ sef	Date: 08/21/20	Drawing Number:
Project No.: 121111-19002	AP051	




Plan Notes
A. REFER TO DRAWING NO. AP050 FOR GENERAL NOTES.



Key Plan
N.T.S.

S.E.D. Control No. 48-01-01-06-0-004-020

Rev. No.	Date	Description



complex world | CLEAR SOLUTIONS

Tetra Tech Engineers, Architects
& Landscape Architects, P.C.

BID SET

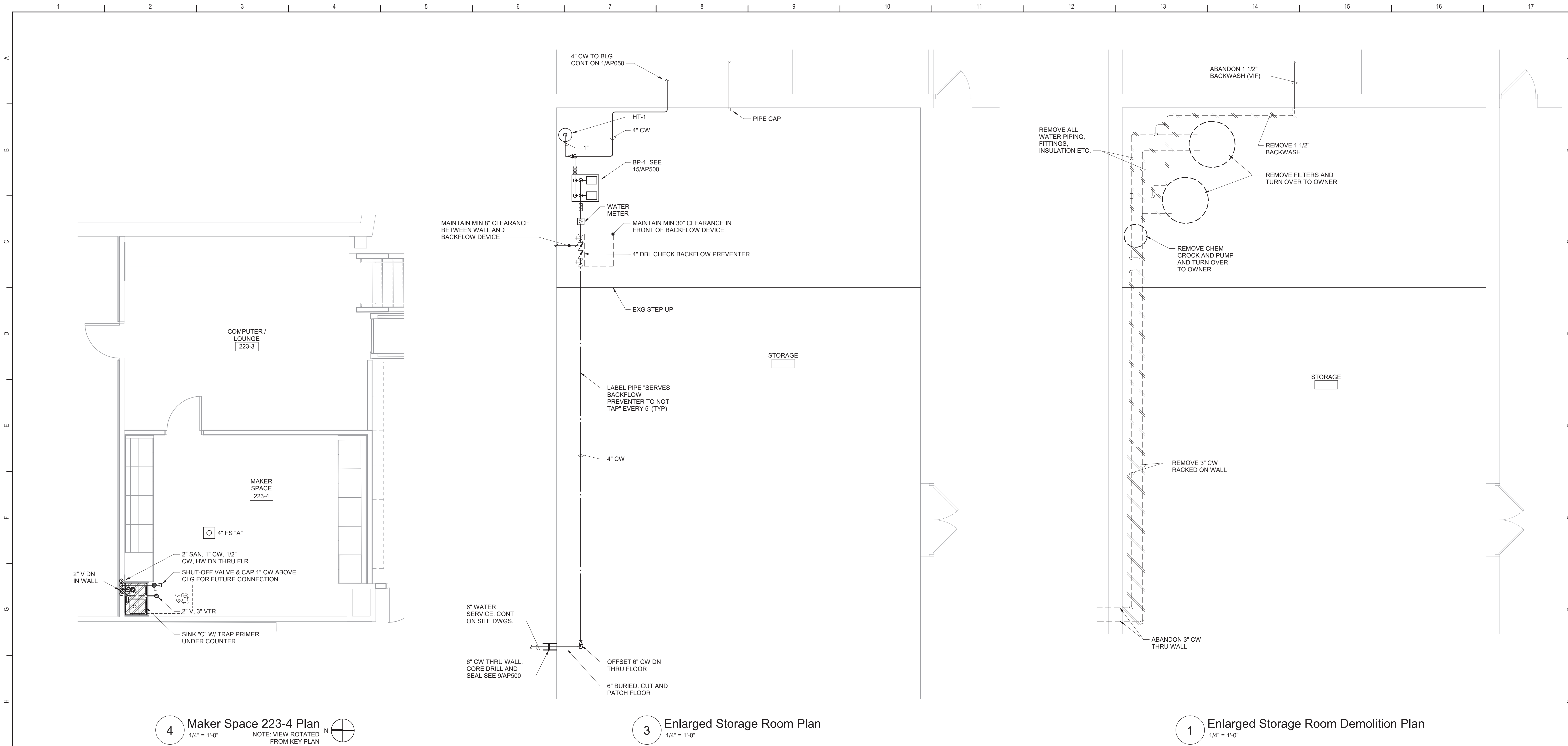
TETRA TECH
ARCHITECTS & ENGINEERS

Mahopac Central School District
Mahopac, NY

Reconstruction To:
Mahopac High School

Second Floor Key Plan

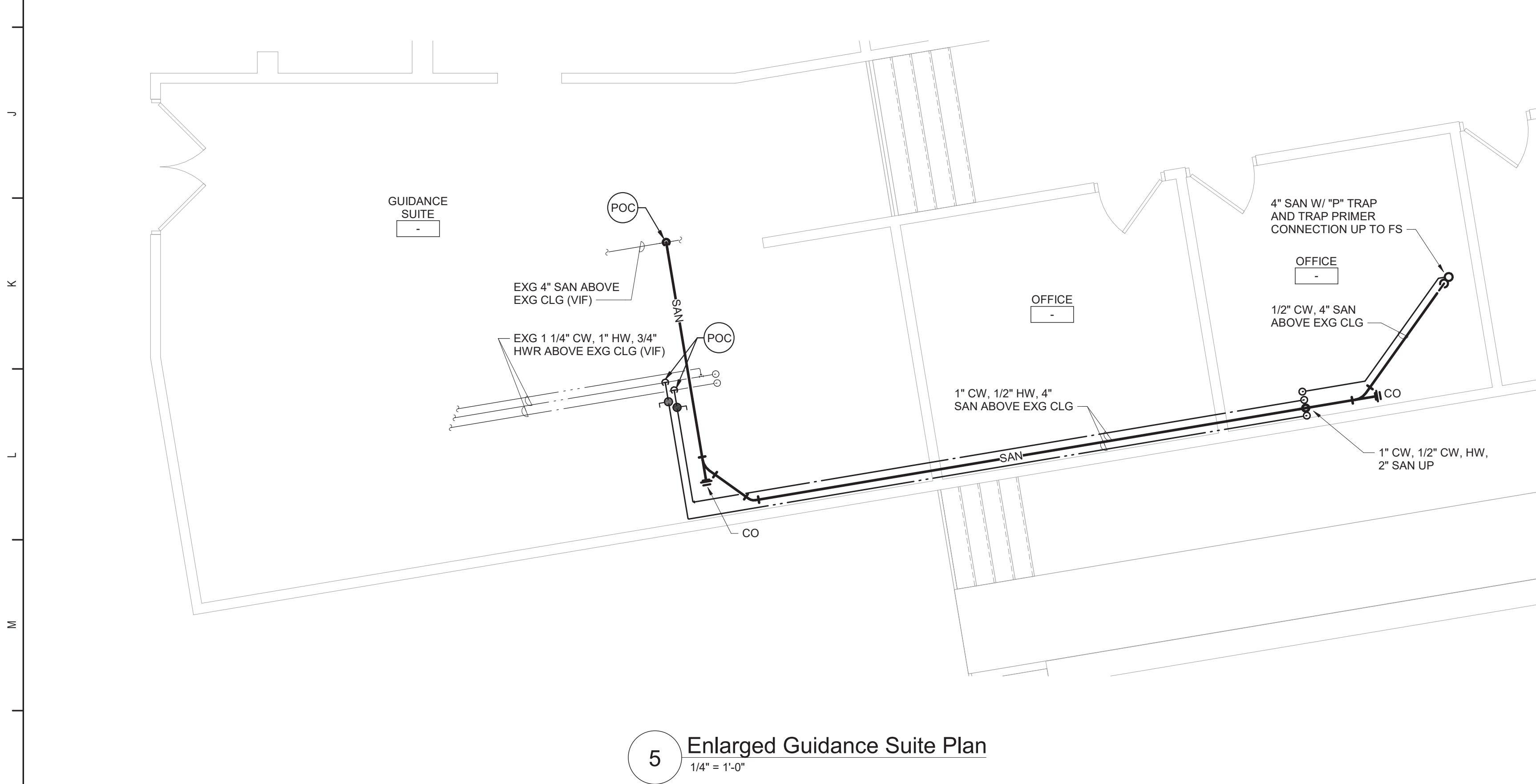
Drawn By: DCG/ sef	Date: 08/21/20	Drawing Number:
Project No.: 121111-19002	AP052	



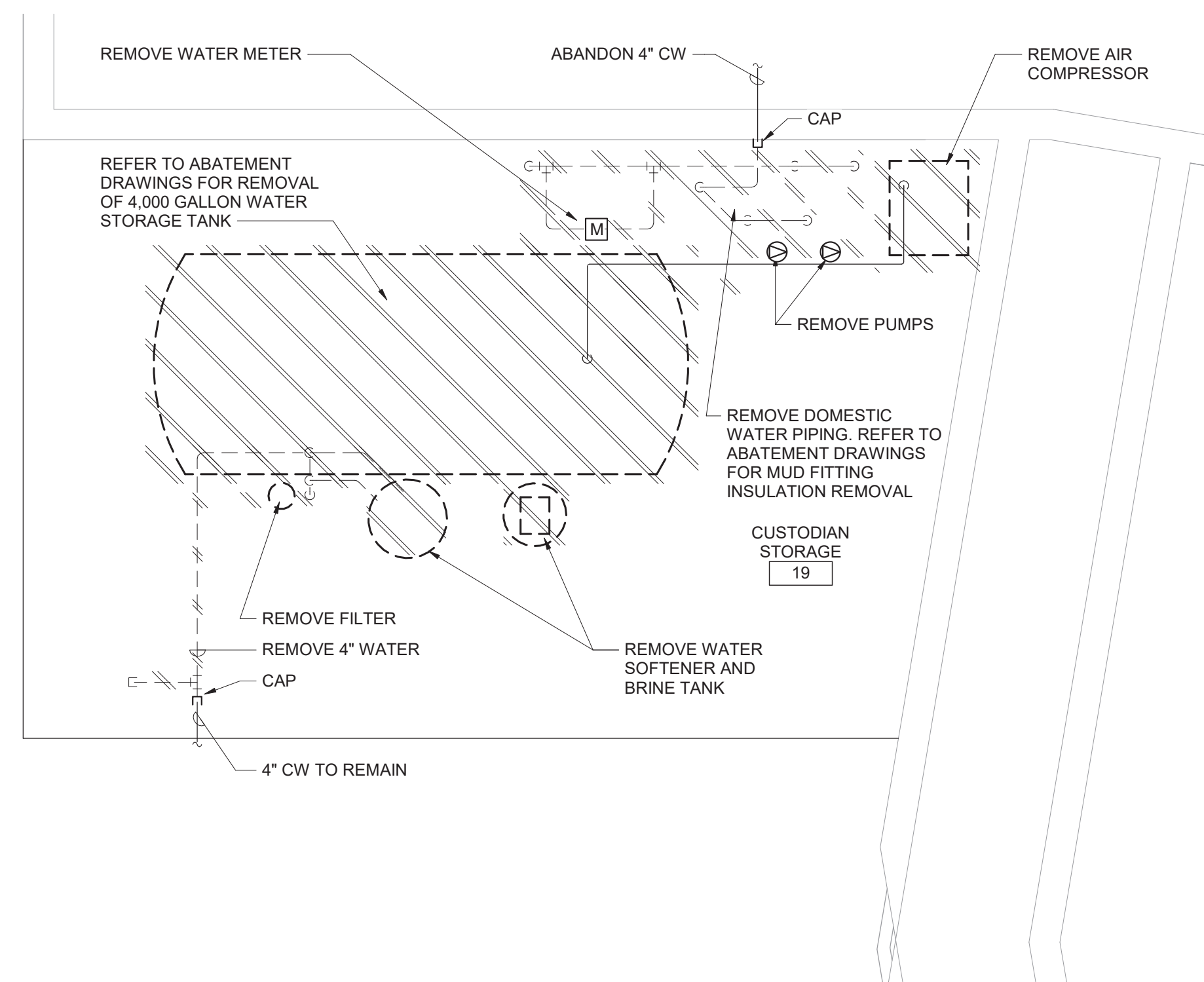
4 Maker Space 223-4 Plan
1/4" = 1'-0"
NOTE: VIEW ROTATED FROM KEY PLAN

3 Enlarged Storage Room Plan
1/4" = 1'-0"

1 Enlarged Storage Room Demolition Plan
1/4" = 1'-0"

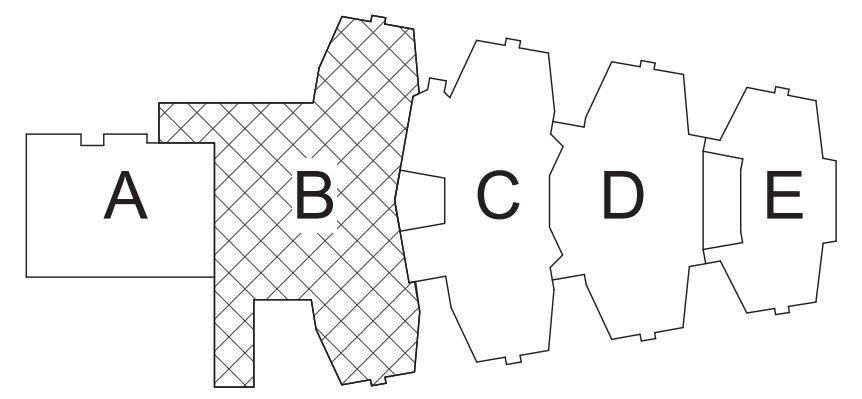


5 Enlarged Guidance Suite Plan
1/4" = 1'-0"



2 Enlarged Custodian Storage 19 Demolition Plan
1/4" = 1'-0"

- Plan Notes**
- REFER TO DRAWING NO. AP050 FOR GENERAL NOTES.
 - REMOVE PLUMBING FIXTURES INDICATED, INCLUDING ASSOCIATED PIPING, FASTENERS, SUPPORTS, ETC., BACK TO POINTS OF CONCEALMENT WITHIN OR BEHIND REMAINING WALLS, BELOW FLOORS OR ABOVE CEILINGS.
 - REMOVE ABANDONED ACCESSIBLE PIPING TO MAIN BRANCHES, STACKS OR RISERS AS REQUIRED TO ELIMINATE EXPOSED PIPING AND DEAD END PIPING RUNS LONGER THAN 1'-0". COORDINATE CONCEALMENT OF PIPING WITH FINAL CONSTRUCTION OF WALLS, FLOORS AND CEILINGS.




Key Plan
N.T.S.



S.E.D. Control No. 48-01-01-06-0-004-020

Rev. No.: Date: Description:



complex world
CLEAR SOLUTIONS

Tetra Tech Engineers, Architects
& Landscape Architects, P.C.



Mahopac Central School District
Mahopac, NY

Reconstruction To:
Mahopac High School

Enlarged Water System and Maker
Space Plans

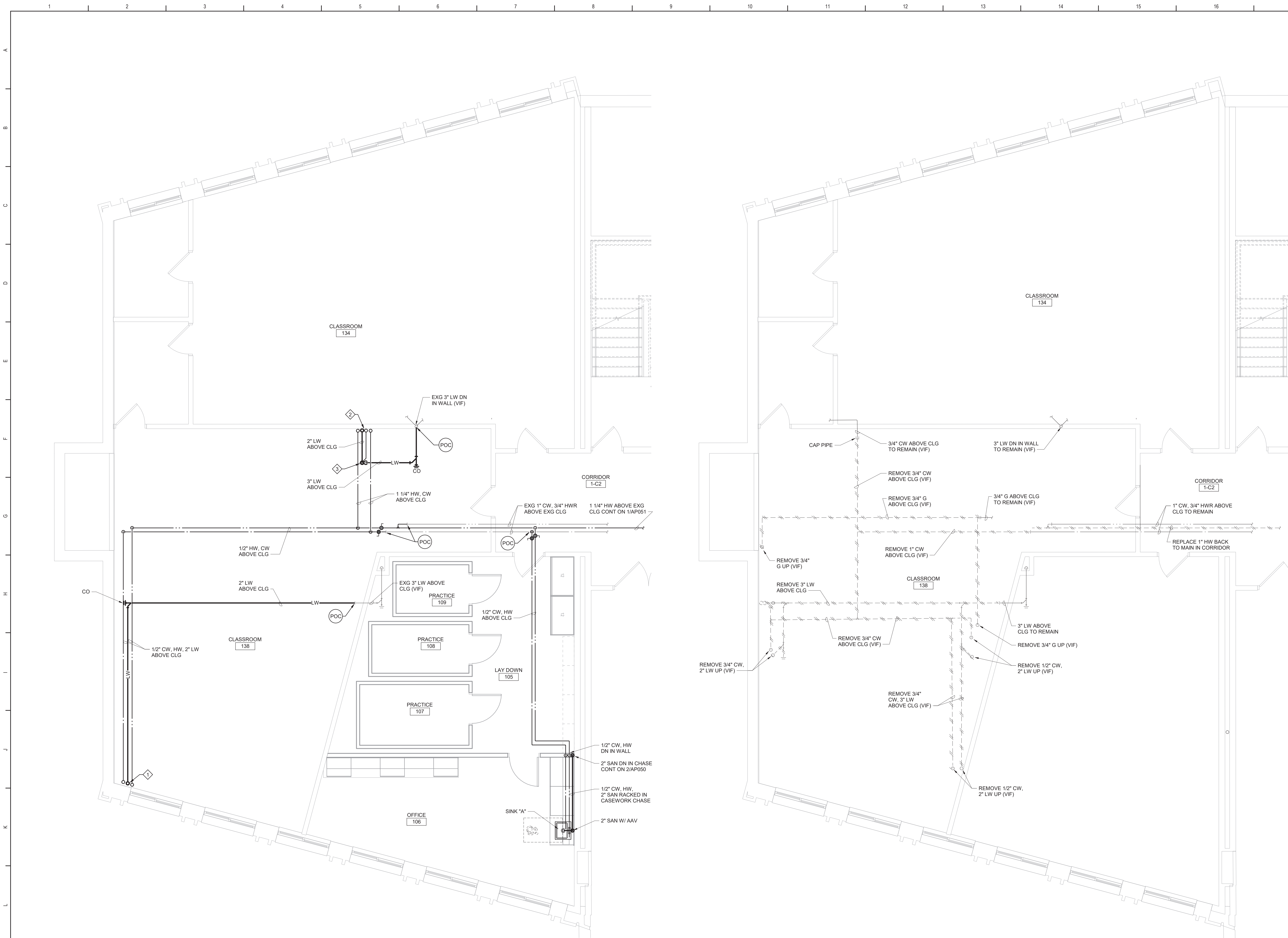
Drawn By:
DCG/ sef
Project No.:
121111-19002

Date:
08/21/20

Drawing Number:

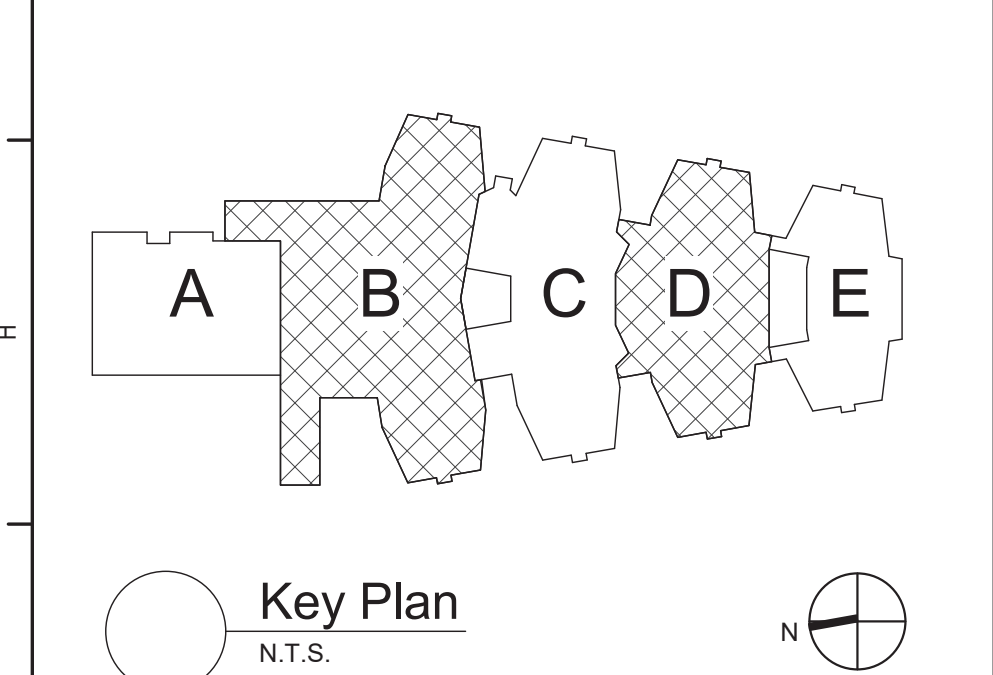
AP400

BID SET




- Plan Notes**
- A. REFER TO DRAWING NO. AP050 FOR GENERAL NOTES.
 - B. REMOVE PLUMBING FIXTURES INDICATED, INCLUDING ASSOCIATED PIPING, FASTENERS, SUPPORTS, ETC. BACK TO POINTS OF CONCEALMENT WITHIN OR BEHIND REMAINING WALLS, BELOW FLOORS OR ABOVE CEILINGS.
 - C. DISCONNECT SCIENCE SINK INDICATED, INCLUDING ASSOCIATED FAUCETS, PIPING, FASTENERS, SUPPORTS, ETC., BACK TO POINTS OF CONCEALMENT WITHIN OR BEHIND REMAINING WALLS, BELOW FLOORS OR ABOVE CEILINGS.
 - D. REMOVE ABANDONED ACCESSIBLE PIPING TO MAIN BRANCHES. STACKS OR RISERS AS REQUIRED TO ELIMINATE EXPOSED PIPING AND DEAD END PIPING RUNS LONGER THAN 1'-0". COORDINATE CONCEALMENT OF PIPING WITH FINAL CONSTRUCTION OF WALLS, FLOORS AND CEILINGS.

- Plumbing Notes**
- 1. 2" LABORATORY WASTE, 1/2" COLD WATER, 1/2" HOT WATER UP TO SINK ABOVE. SEE 2/ AP405.
 - 2. 2" LABORATORY WASTE, 1/2" TRAP PRIMER, 1 1/4" COLD WATER, 1 1/4" HOT WATER UP TO SAFETY STATION. SEE 2/ AP405.
 - 3. 3" SANITARY WITH "P" TRAP AND TRAP PRIMER CONNECTION UP TO FLOOR DRAIN. SEE 2/ AP405.



S.E.D. Control No. 48-01-01-06-0-004-020

Rev. No.	Date	Description



Tetra Tech Engineers, Architects & Landscape Architects, P.C.

BID SET

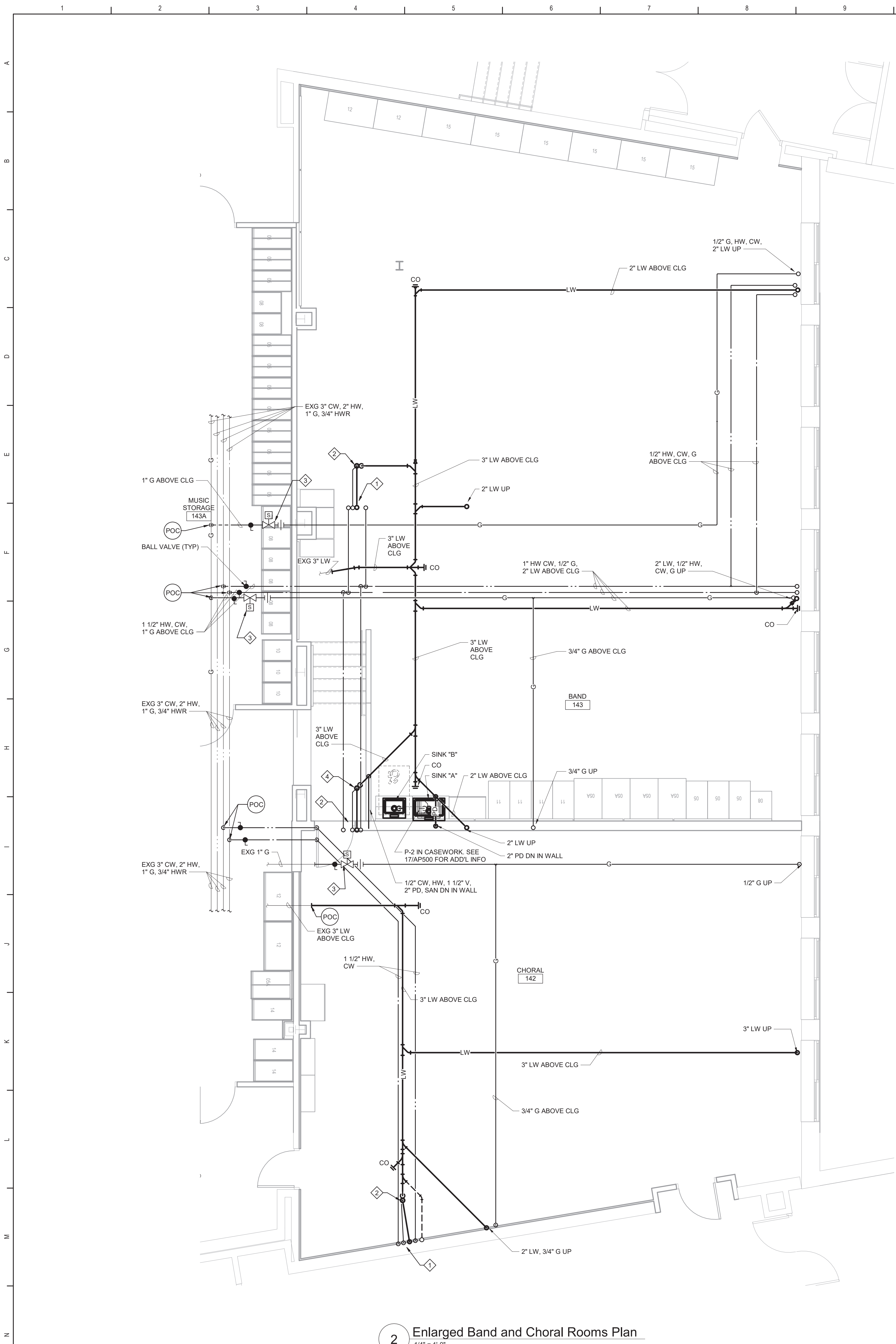


Mahopac Central School District
Mahopac, NY

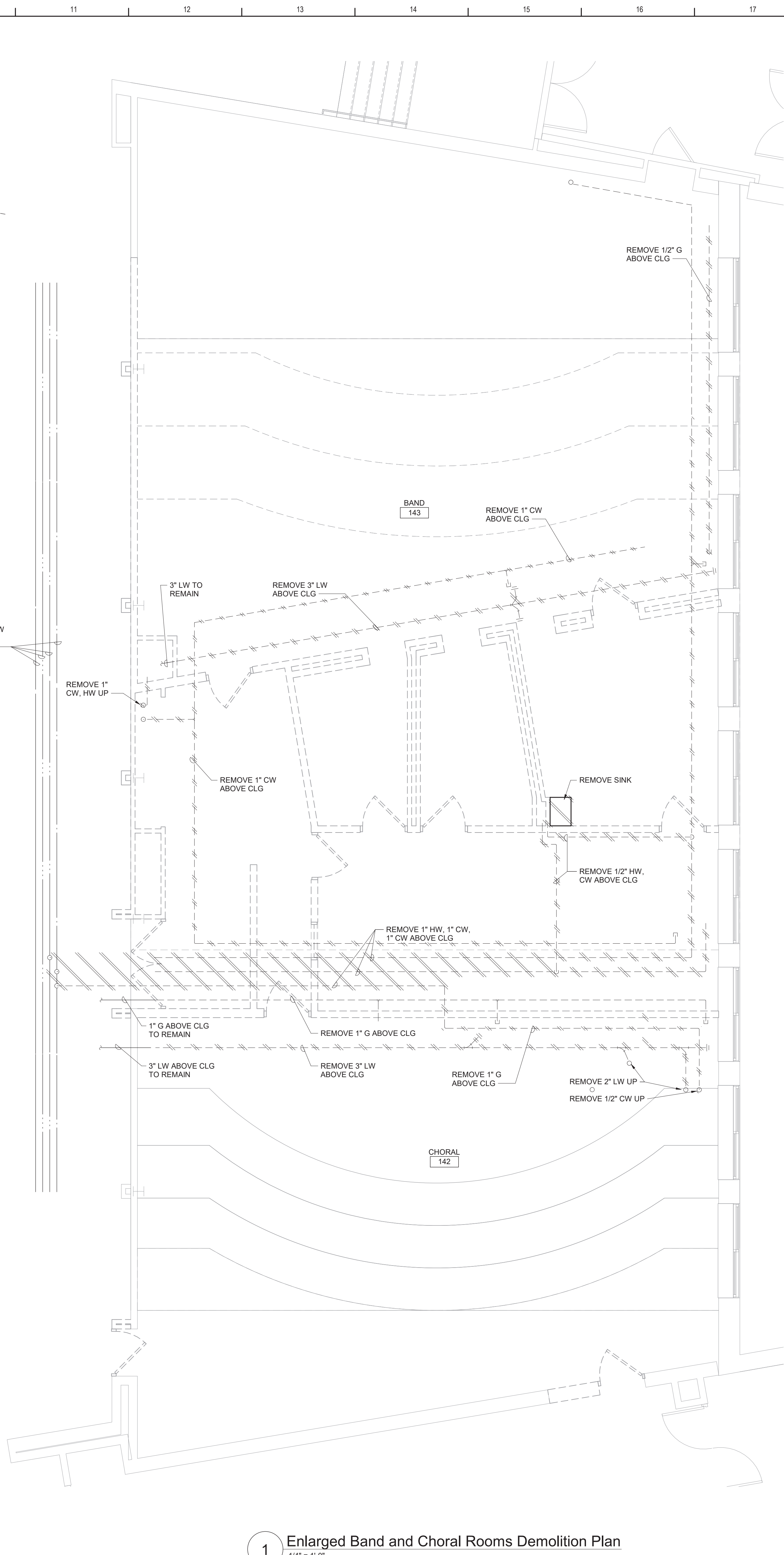
Reconstruction To:
Mahopac High School

Enlarged 105 Laydown and 106 Office Plans

Drawn By: DCG/ sef	Date: 08/21/20	Drawing Number:
Project No.: 121111-19002	AP401	



2 Enlarged Band and Choral Rooms Plan
1/4" = 1'-0"



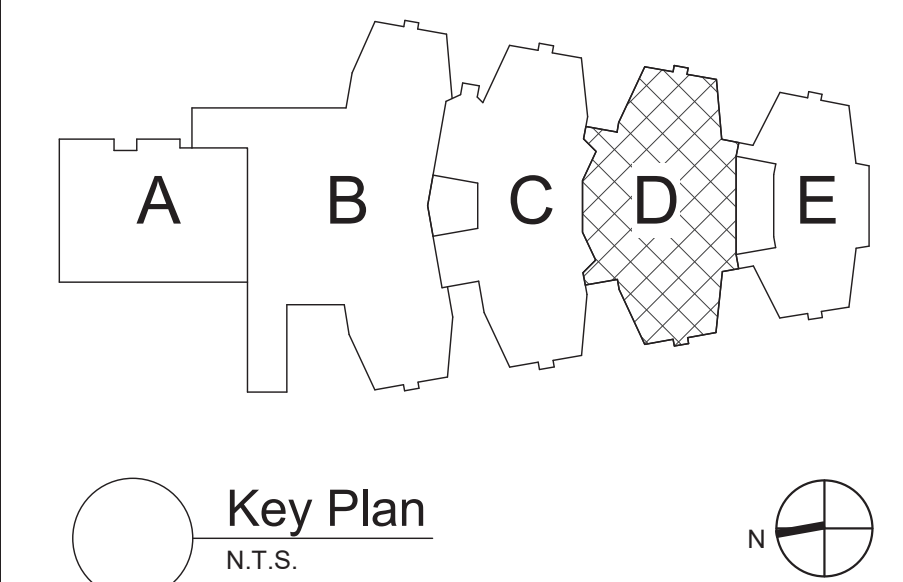
1 Enlarged Band and Choral Rooms Demolition Plan
1/4" = 1'-0"

Plan Notes

- REFER TO DRAWING NO. AP050 FOR GENERAL NOTES.
- REMOVE PLUMBING FIXTURES INDICATED, INCLUDING ASSOCIATED PIPING, FASTENERS, SUPPORTS, ETC., BACK TO POINTS OF CONCEALMENT WITHIN OR BEHIND REMAINING WALLS, BELOW FLOORS OR ABOVE CEILINGS.
- DISCONNECT SCIENCE SINK INDICATED, INCLUDING ASSOCIATED FAUCETS, PIPING, FASTENERS, SUPPORTS, ETC., BACK TO POINTS OF CONCEALMENT WITHIN OR BEHIND REMAINING WALLS, BELOW FLOORS OR ABOVE CEILINGS.
- REMOVE ABANDONED ACCESSIBLE PIPING TO MAIN BRANCHES, STACKS OR RISERS AS REQUIRED TO ELIMINATE EXPOSED PIPING AND DEAD END PIPING RUNS LONGER THAN 1'-0". COORDINATE CONCEALMENT OF PIPING WITH FINAL CONSTRUCTION OF WALLS, FLOORS AND CEILINGS.

Plumbing Notes

- 2" LABORATORY WASTE, 1/2" TRAP PRIMER, 1 1/4" COLD WATER, 1 1/4" HOT WATER UP TO SAFETY STATION. SEE 2/ AP406.
- 3" LAB WASTE WITH "P" TRAP AND TRAP PRIMER CONNECTION UP TO FLOOR DRAIN. SEE 2/ AP406.
- SOLENOID VALVE ABOVE CEILING. SEE DETAIL 12/AP500. SEE 2/ AP406.



S.E.D. Control No. 48-01-01-06-0-004-020

Rev. No.: Date: Description:



complex world | CLEAR SOLUTIONS

Tetra Tech Engineers, Architects & Landscape Architects, P.C.

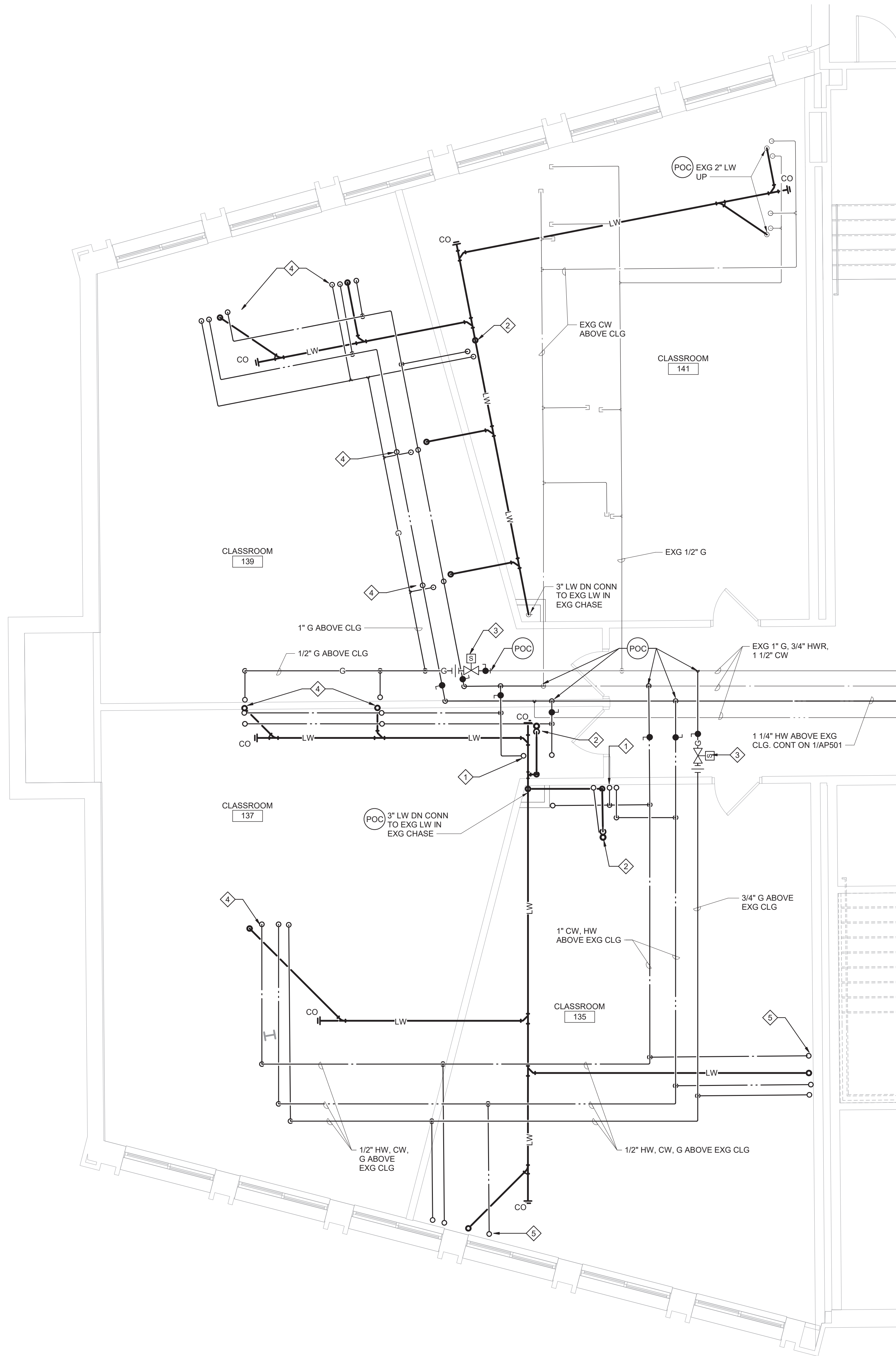


Mahopac Central School District
Mahopac, NY

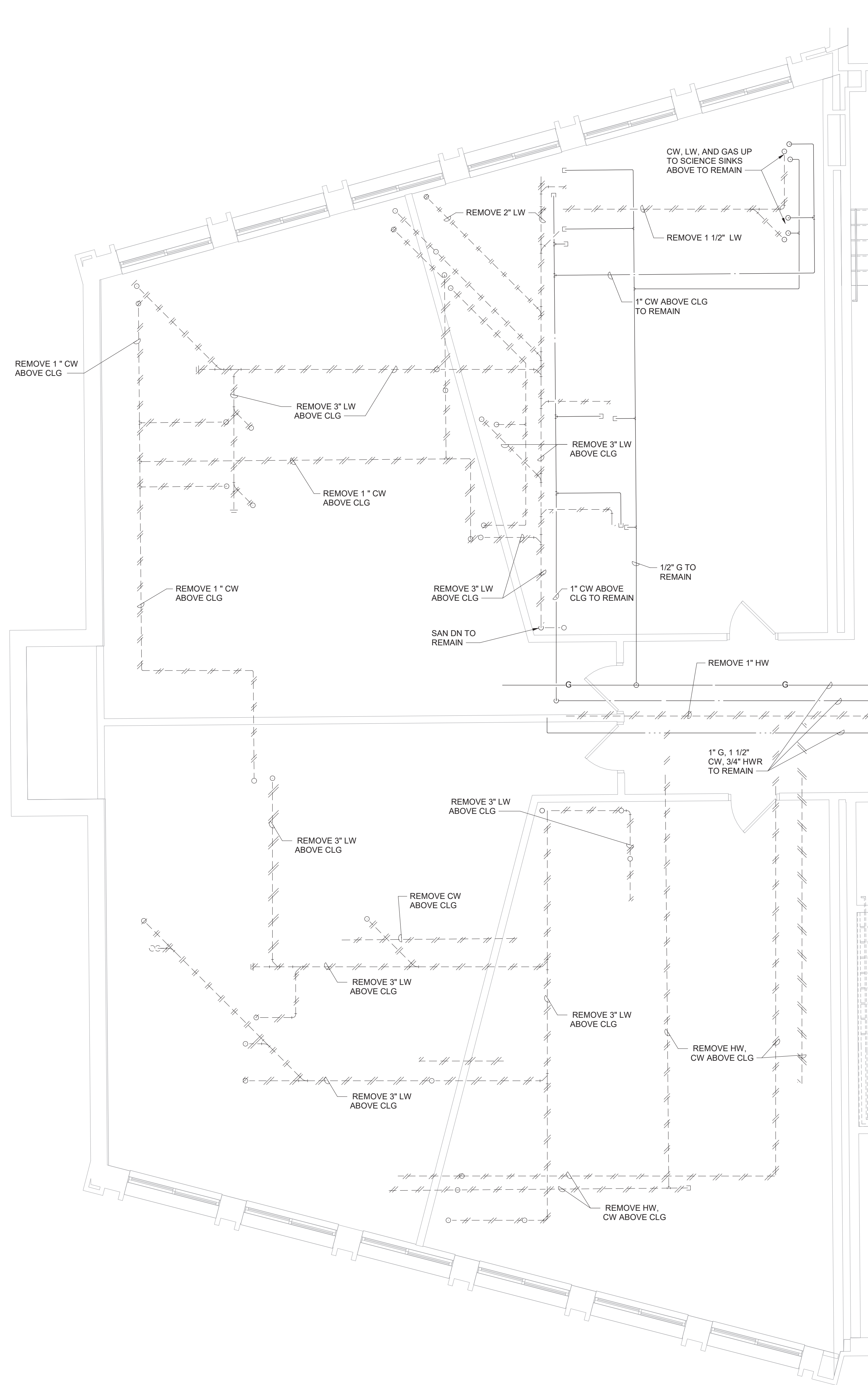
Reconstruction To:
Mahopac High School

Enlarged Band and Choral Rooms
Plans

Drawn By: DCG/ sef Date: 08/21/20 Drawing Number:
Project No.: 121111-19002
AP402



2 Enlarged Classrooms 135, 137, 139, 141 Plan
1/4" = 1'-0"
NOTE: VIEW ROTATED FROM KEY PLAN



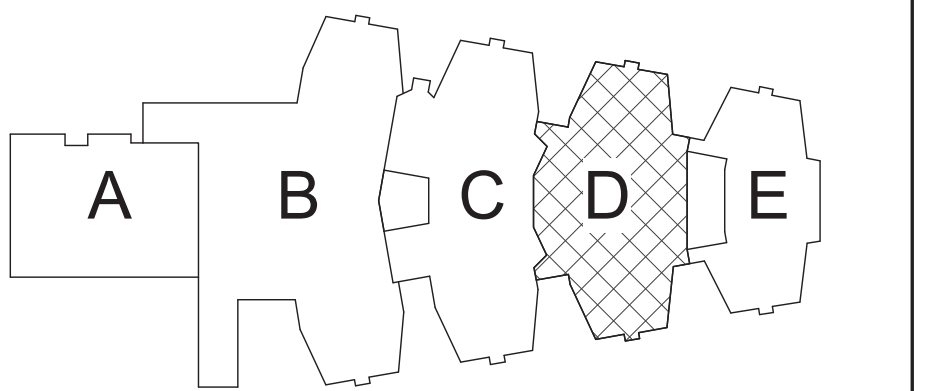
1 Enlarged Classrooms 135, 137, 139, 141 Demolition Plan
1/4" = 1'-0"
NOTE: VIEW ROTATED FROM KEY PLAN

Plan Notes

- REFER TO DRAWING NO. AP050 FOR GENERAL NOTES.
- REMOVE PLUMBING FIXTURES INDICATED, INCLUDING ASSOCIATED PIPING, FASTENERS, SUPPORTS, ETC., BACK TO POINTS OF CONCEALMENT WITHIN OR BEHIND REMAINING WALLS, BELOW FLOORS OR ABOVE CEILINGS.
- DISCONNECT SCIENCE SINK INDICATED, INCLUDING ASSOCIATED FAUCETS, PIPING, FASTENERS, SUPPORTS, ETC., BACK TO POINTS OF CONCEALMENT WITHIN OR BEHIND REMAINING WALLS, BELOW FLOORS OR ABOVE CEILINGS.
- REMOVE ABANDONED ACCESSIBLE PIPING TO MAIN BRANCHES, STACKS OR RISERS AS REQUIRED TO ELIMINATE EXPOSED PIPING AND DEAD END PIPING RUNS LONGER THAN 1'-0". COORDINATE CONCEALMENT OF PIPING WITH FINAL CONSTRUCTION OF WALLS, FLOORS AND CEILINGS.

Plumbing Notes

- 2" LABORATORY WASTE, 1/2" TRAP PRIMER, 1 1/4" COLD WATER, 1 1/4" HOT WATER UP TO SAFETY STATION. SEE 2/ AP407.
- 3" LAB WASTE WITH "P" TRAP AND TRAP PRIMER CONNECTION UP TO FLOOR DRAIN. SEE 2/ AP407.
- SOLENOID VALVE ABOVE CEILING. SEE DETAIL 12/AP500.
- 2" LABORATORY WASTE, 1/2" COLD WATER, 1/2" HOT WATER, 1/2" GAS UP TO SINK ABOVE. SEE 2/ AP407.
- 2" LABORATORY WASTE, 1" COLD WATER, 1" HOT WATER, 3/4" GAS UP TO CASEWORK CHASE ABOVE. SEE 2/ AP407.



Key Plan
N.T.S.

S.E.D. Control No. 48-01-01-06-0-004-020

Rev. No.: Date: Description:



complex world | CLEAR SOLUTIONS

Tetra Tech Engineers, Architects
& Landscape Architects, P.C.



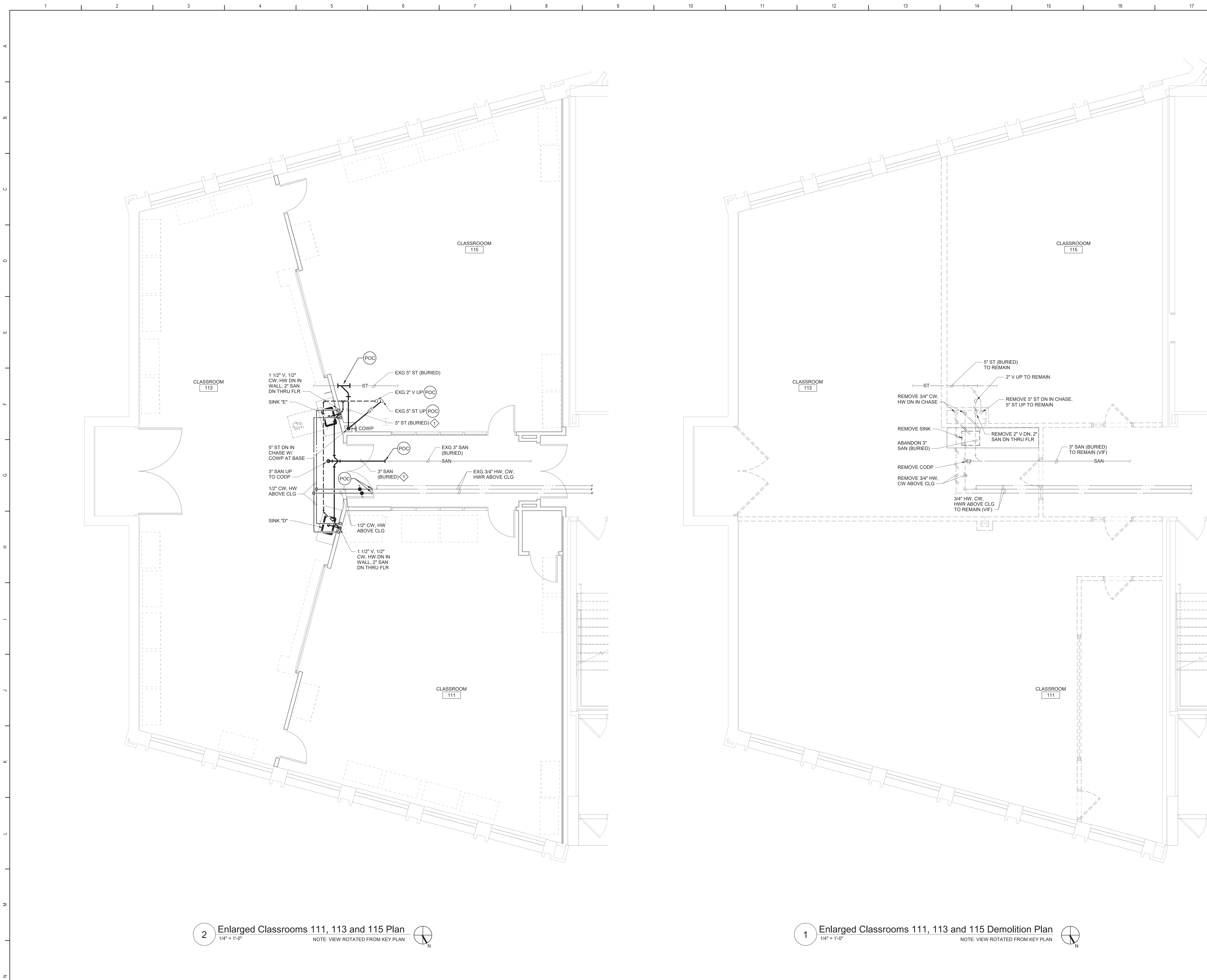
Mahopac Central School District
Mahopac, NY

Reconstruction To:
Mahopac High School

Enlarged Classrooms 135, 137, 139
and 141 Plans

Drawn By: DCG/ sef Date: 08/21/20 Drawing Number:
Project No.: 121111-19002

AP403



- Plan Notes**
- A. REFER TO DRAWING NO. AP050 FOR GENERAL NOTES.
 - B. REMOVE PLUMBING FIXTURES INDICATED, INCLUDING ASSOCIATED PIPING, FASTENERS, SUPPORTS, ETC., BACK TO POINTS OF CONCEALMENT WITHIN OR BEHIND REMAINING WALLS, BELOW FLOORS OR ABOVE CEILINGS.
 - C. DISCONNECT SCIENCE SINK INDICATED, INCLUDING ASSOCIATED FAUCETS, PIPING, FASTENERS, SUPPORTS, ETC., BACK TO POINTS OF CONCEALMENT WITHIN OR BEHIND REMAINING WALLS, BELOW FLOORS OR ABOVE CEILINGS.
 - D. REMOVE ABANDONED ACCESSIBLE PIPING TO MAIN BRANCHES, STACKS OR RISERS AS REQUIRED TO ELIMINATE EXPOSED PIPING AND DEAD END PIPING RUNS LONGER THAN 1'-0". COORDINATE CONCEALMENT OF PIPING WITH FINAL CONSTRUCTION OF WALLS, FLOORS AND CEILINGS.

- Plumbing Notes**
- SAWCUT AND PATCH FLOOR. SEE 2/AP500 FOR ADDITIONAL INFORMATION. REFER TO "A" DRAWINGS FOR FLOOR FINISH REPLACEMENT.

A

B

C

D

E

Key Plan

N.T.S.

N

S.E.D. Control No. 48-01-01-06-0-004-020

Rev. No.:	Date:	Description:

complex world

CLEAR SOLUTIONS

Tetra Tech Engineers, Architects & Landscape Architects, P.C.

Tt

TETRA TECH

ARCHITECTS & ENGINEERS

Mahopac Central School District
Mahopac, NY

Reconstruction To:
Mahopac High School

Enlarged Classrooms 111, 113 and 115 Plans

Drawn By:
DCG/ sef

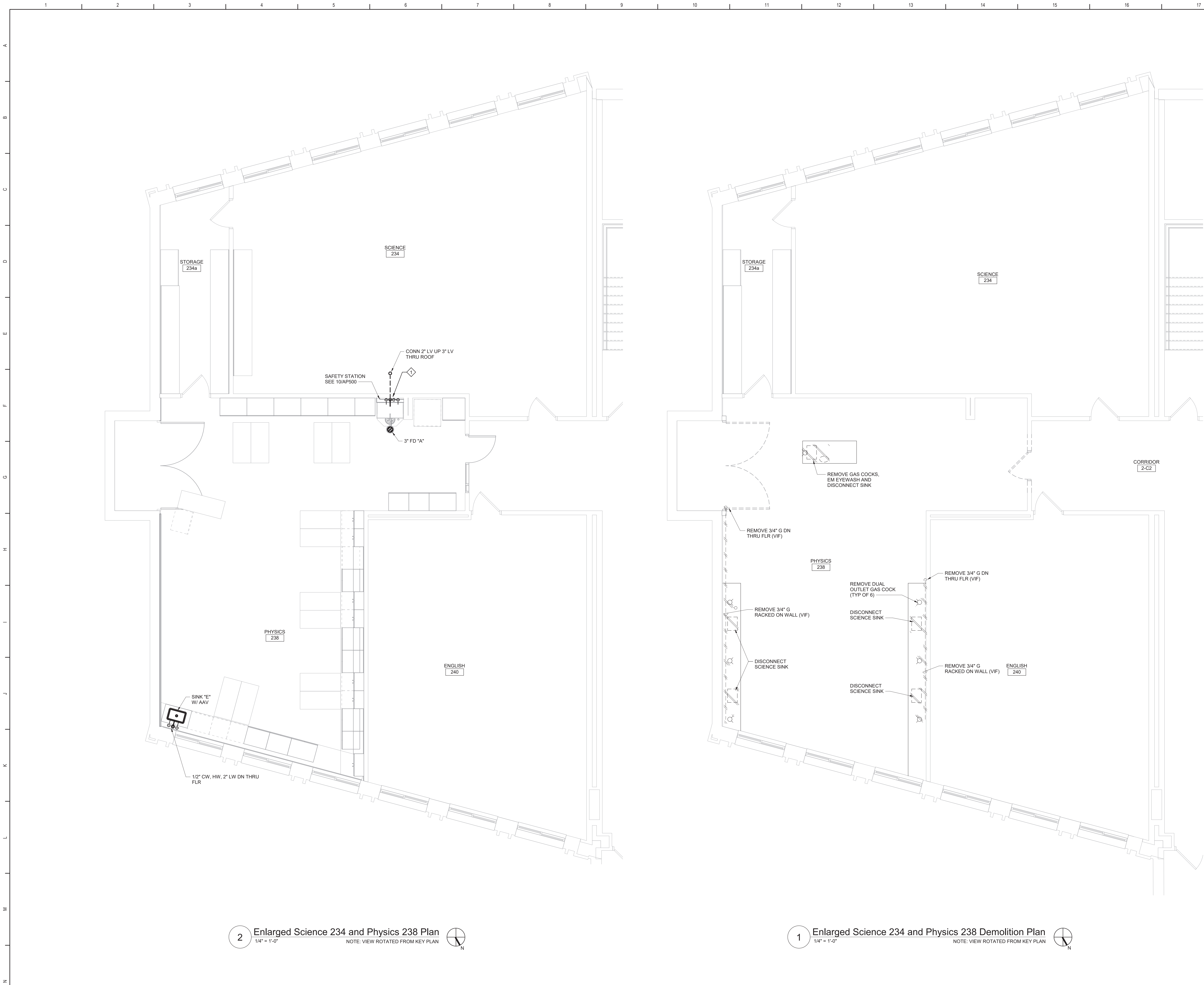
Date:
08/21/20

Drawing Number:

Project No.:

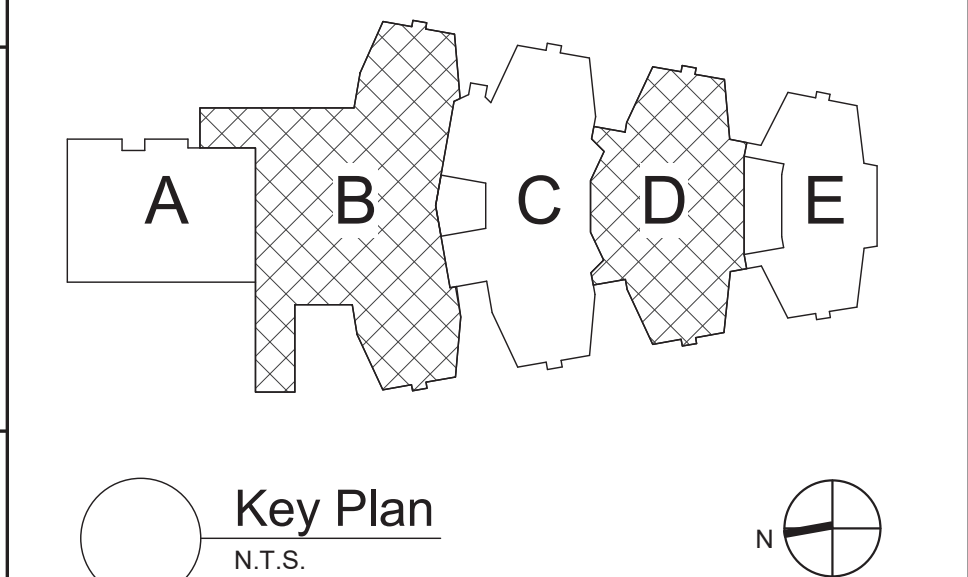
121111-19002

AP404



Plan Notes
A. REFER TO DRAWING NO. AP050 FOR GENERAL NOTES.

Plumbing Notes
1 1/2" LABORATORY VENT DOWN IN WALL. 1 1/4" COLD WATER, HOT WATER, 2" LABORATORY WASTE, 1/2" TRAP PRIMER DOWN THROUGH FLOOR TO FLOOR DRAIN.



S.E.D. Control No. 48-01-01-06-0-004-020

Rev. No.:	Date:	Description:



complex world | CLEAR SOLUTIONS

Tetra Tech Engineers, Architects & Landscape Architects, P.C.

BID SET

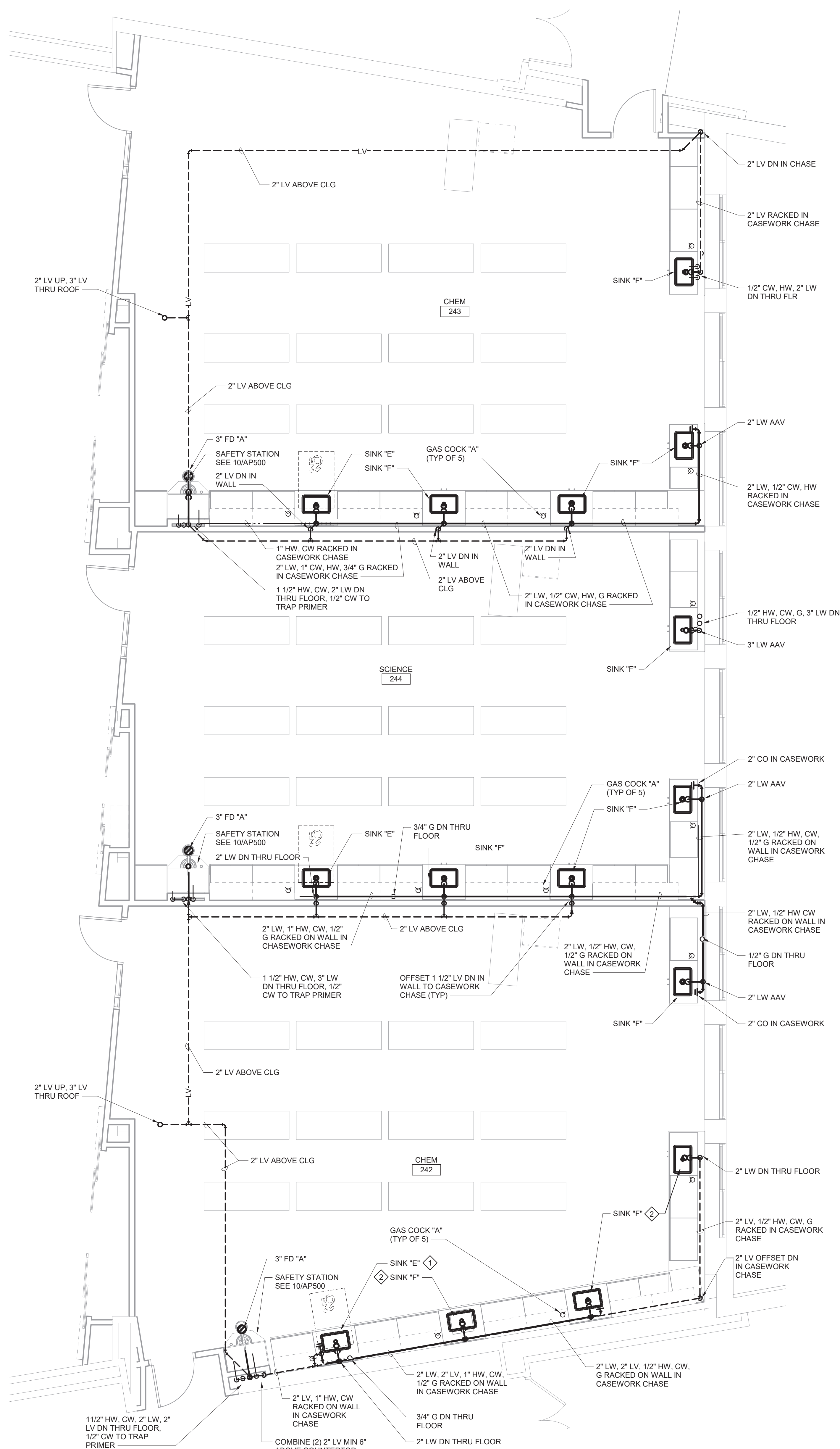


Mahopac Central School District
Mahopac, NY

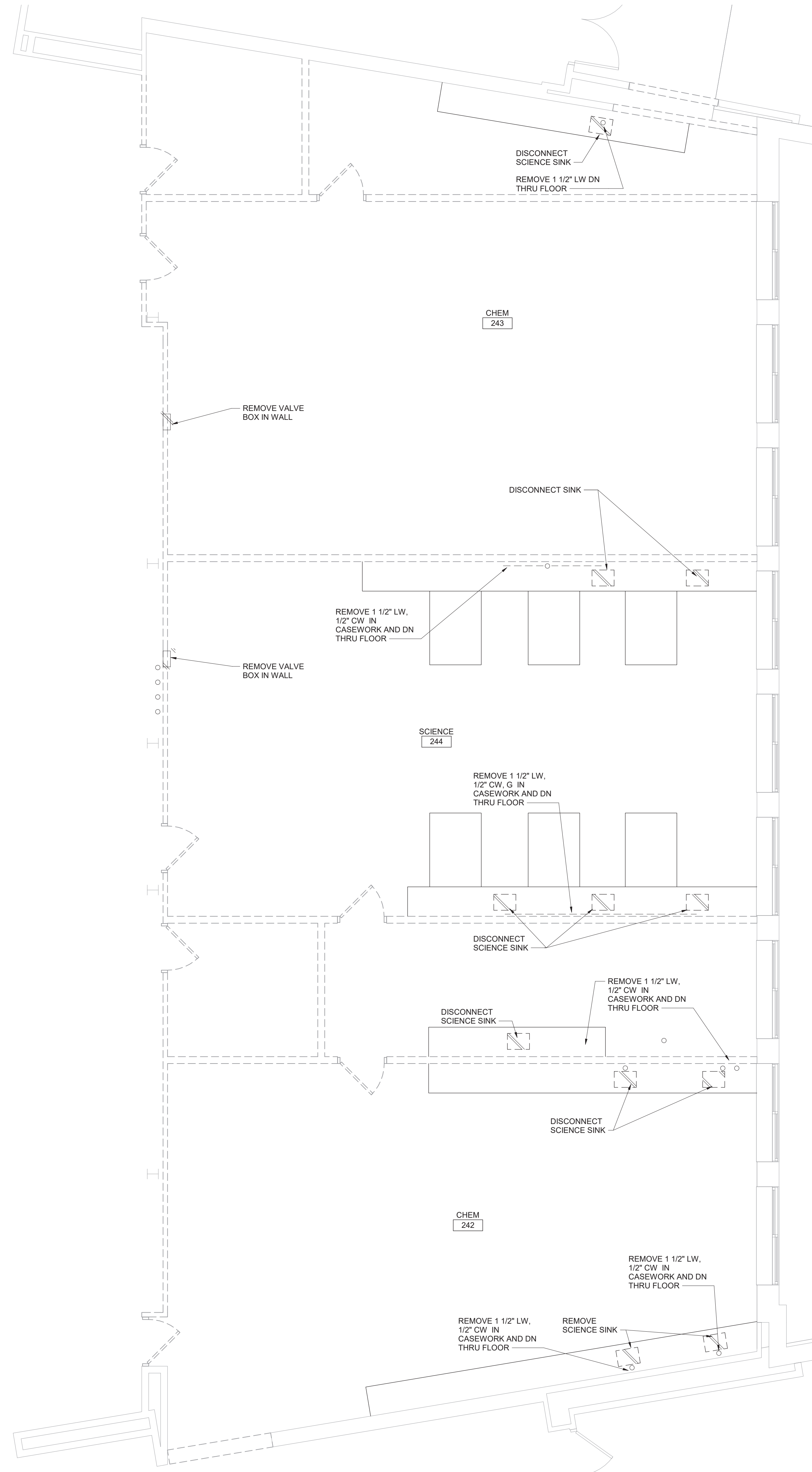
Reconstruction To:
Mahopac High School

Enlarged Science 234 and Physics 238
Plans

Drawn By: DCG/ sef	Date: 08/21/20	Drawing Number:
Project No.:	121111-19002	AP405



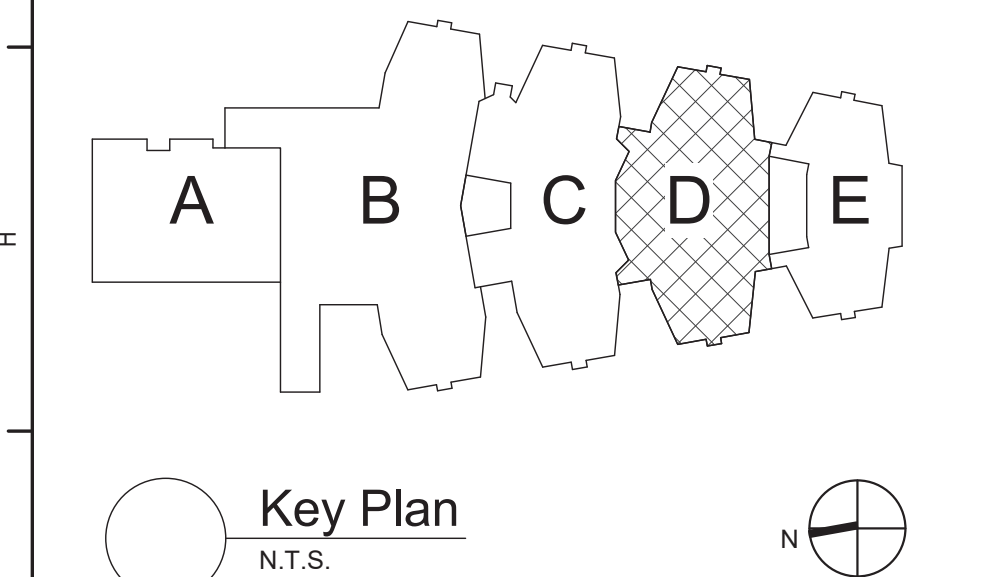
2 Enlarged Chemistry 242, 243 and Science 244 Plan
1/4" = 1'-0"



1 Enlarged Chemistry 242, 243 and Science 244 Demolition Plan
1/4" = 1'-0"

Plan Notes
A. REFER TO DRAWING NO. AP050 FOR GENERAL NOTES.

Plumbing Notes
1. REFER TO DETAIL 11/ AP500 FOR ADDITIONAL INFORMATION.
2. REFER TO DETAIL 10/ AP500 FOR ADDITIONAL INFORMATION.



S.E.D. Control No. 48-01-01-06-0-004-020

Rev. No.:	Date:	Description:
-----------	-------	--------------



complex world | CLEAR SOLUTIONS
Tetra Tech Engineers, Architects & Landscape Architects, P.C.

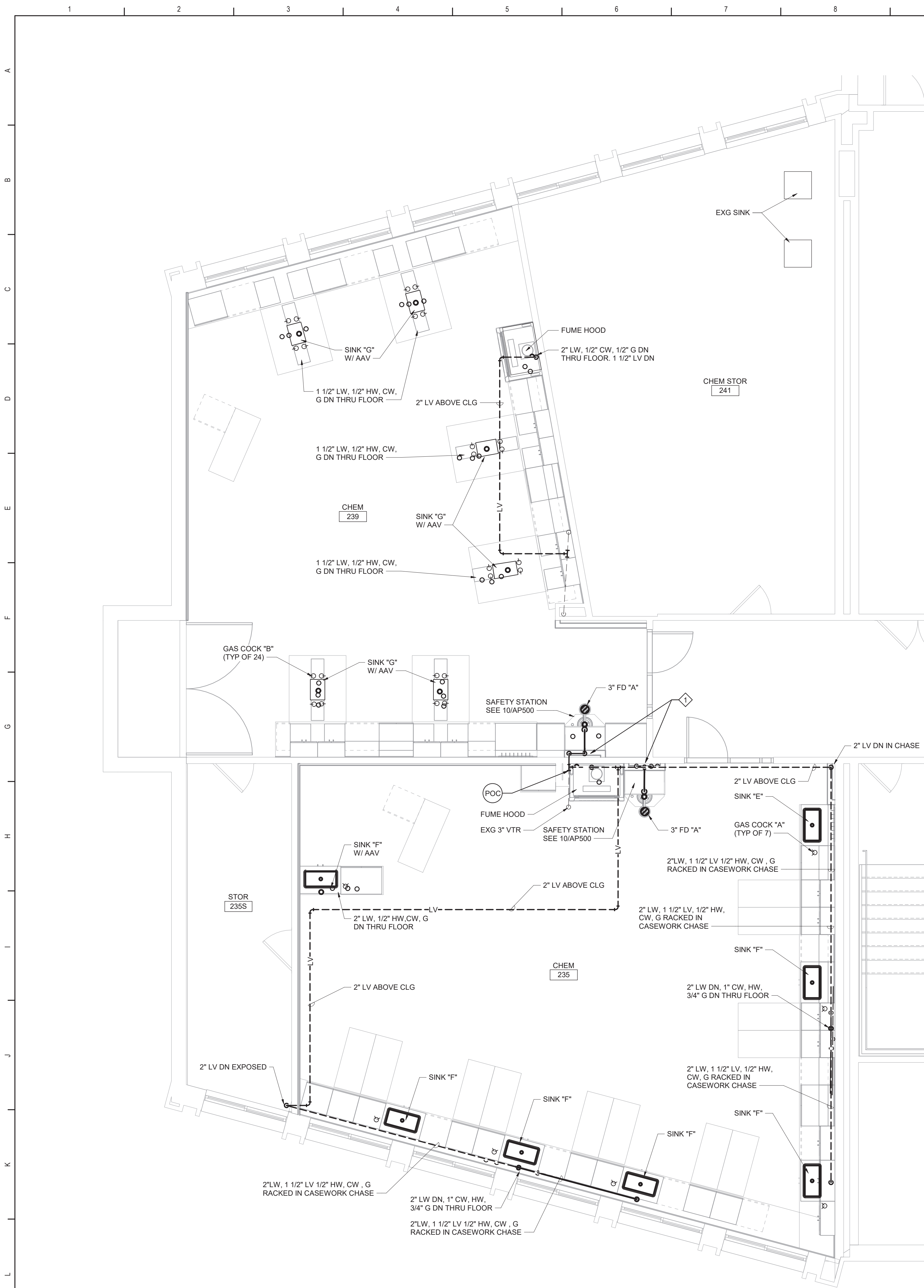


Mahopac Central School District
Mahopac, NY

Reconstruction To:
Mahopac High School

Enlarged Chemistry 242, 243 and Science 244 Plans

Drawn By: DCG/ sef	Date: 08/21/20	Drawing Number:
Project No.:	121111-19002	AP406



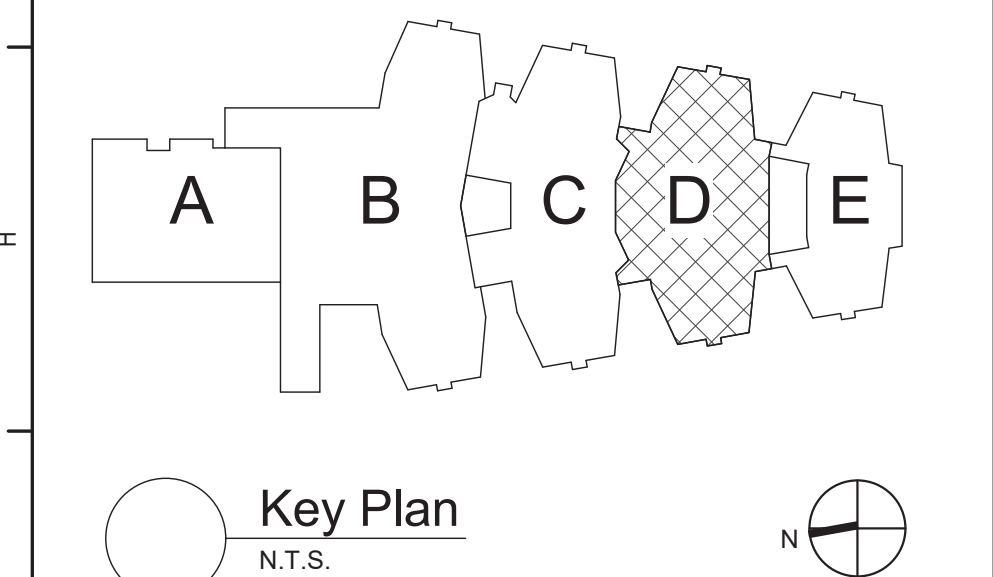
2 Enlarged Chemistry 235, 239 and 241 Plan
1/4" = 1'-0"
NOTE: VIEW ROTATED FROM KEY PLAN



1 Enlarged Chemistry 235, 239 and 241 Demolition Plan
1/4" = 1'-0"
NOTE: VIEW ROTATED FROM KEY PLAN


Plan Notes
A. REFER TO DRAWING NO. AP050 FOR GENERAL NOTES.

Plumbing Notes
1/2" LABORATORY VENT DOWN IN WALL. 1 1/4" COLD WATER, HOT WATER, 2" LABORATORY WASTE, 1/2" TRAP PRIMER DOWN THROUGH FLOOR TO FLOOR DRAIN.



S.E.D. Control No. 48-01-01-06-0-004-020

Rev. No.: Date: Description:



complex world | CLEAR SOLUTIONS

Tetra Tech Engineers, Architects & Landscape Architects, P.C.



Mahopac Central School District
Mahopac, NY

Reconstruction To:
Mahopac High School

Enlarged Chemistry 235, 239 and 241 Plan

Drawn By: DCG/ sef Date: 08/21/20 Drawing Number: 121111-19002

AP407



NOTES:

1. INDIRECT WASTE TO FLOOR DRAIN OR FLOOR SINK. SEE DETAIL 16/AP500.



- Plumbing Notes**
- 1 SAWCUT AND PATCH FLOOR. SEE 2/AP500 FOR ADDITIONAL INFORMATION. REFER TO "A" DRAWINGS FOR FLOOR FINISH REPLACEMENT.



Rev. No.:	Date:	Description:
-----------	-------	--------------



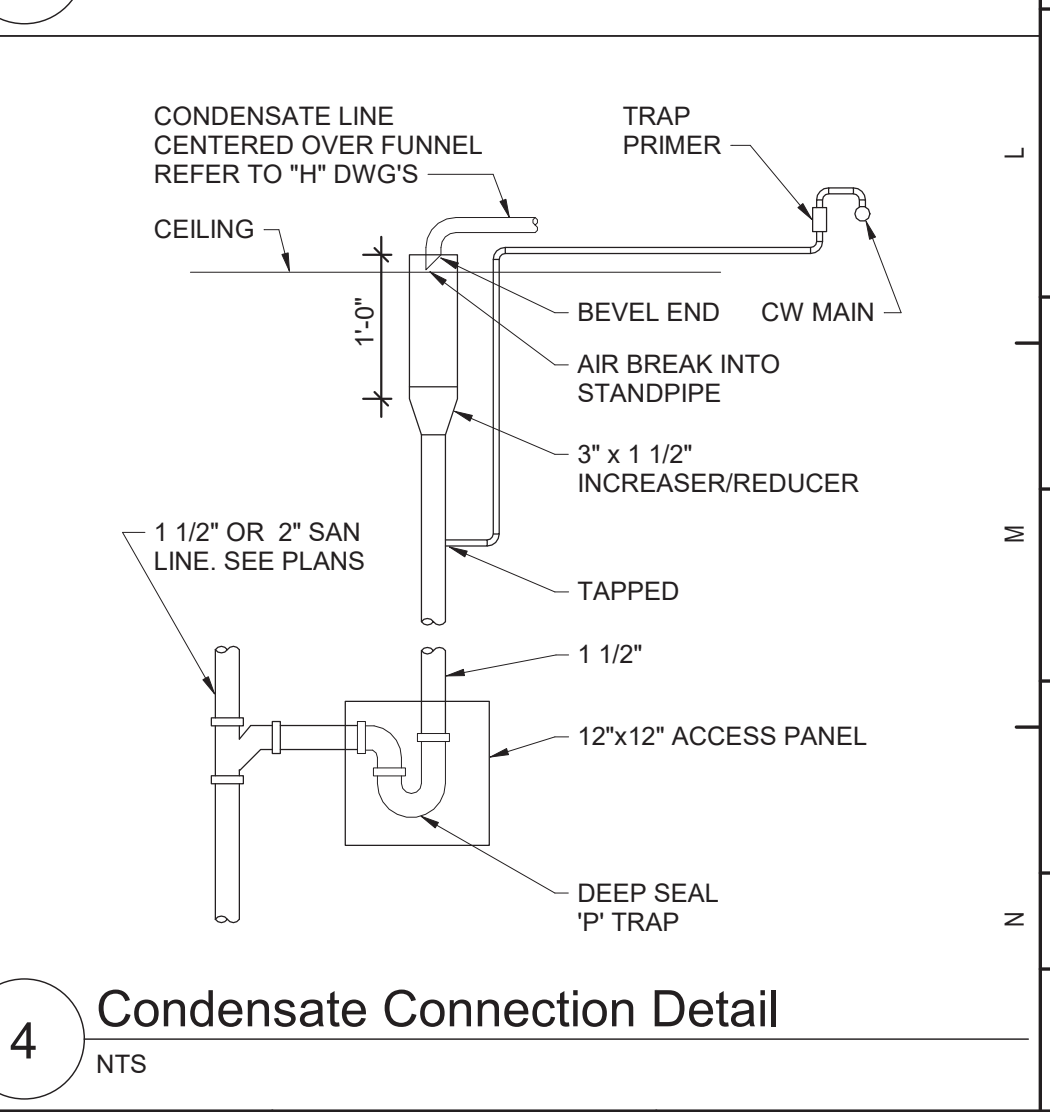
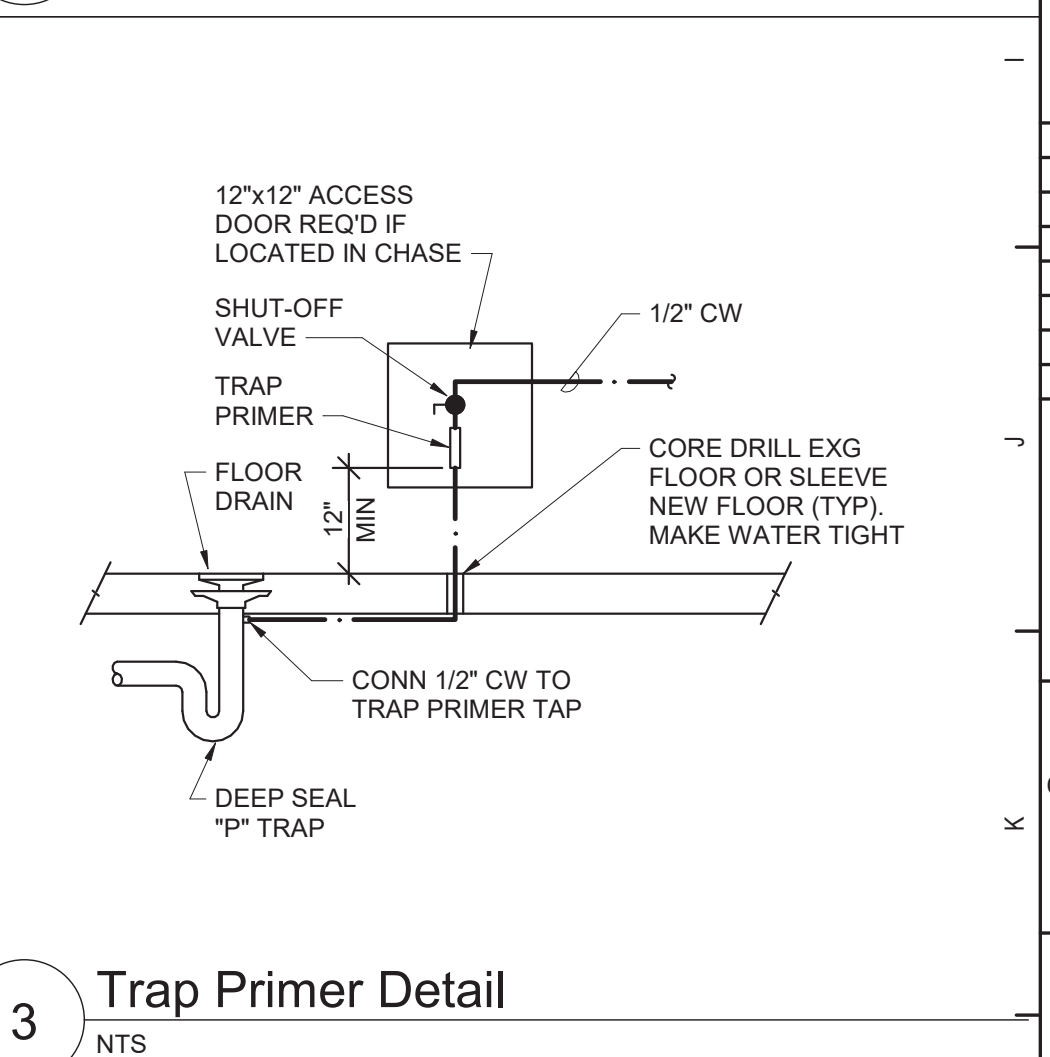
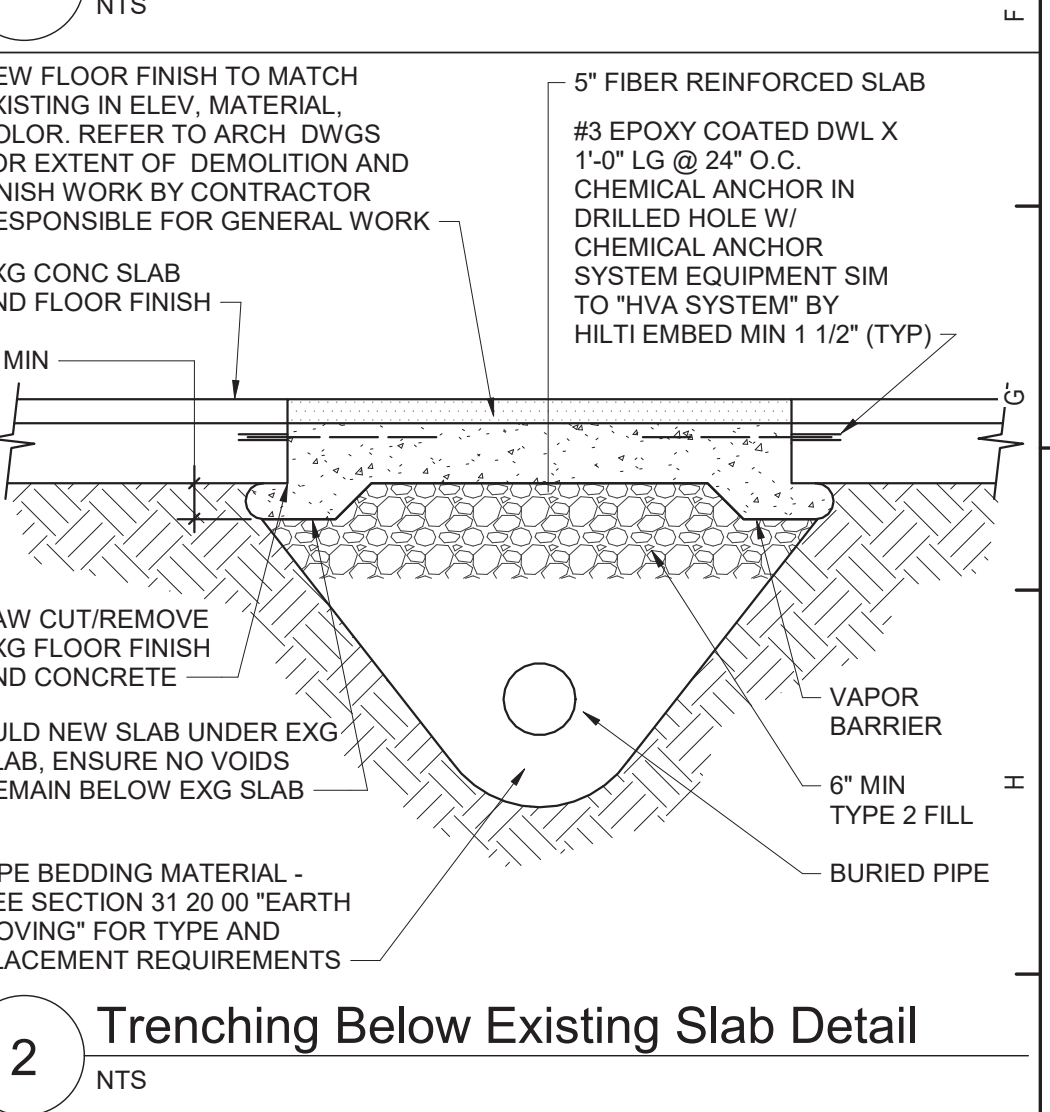
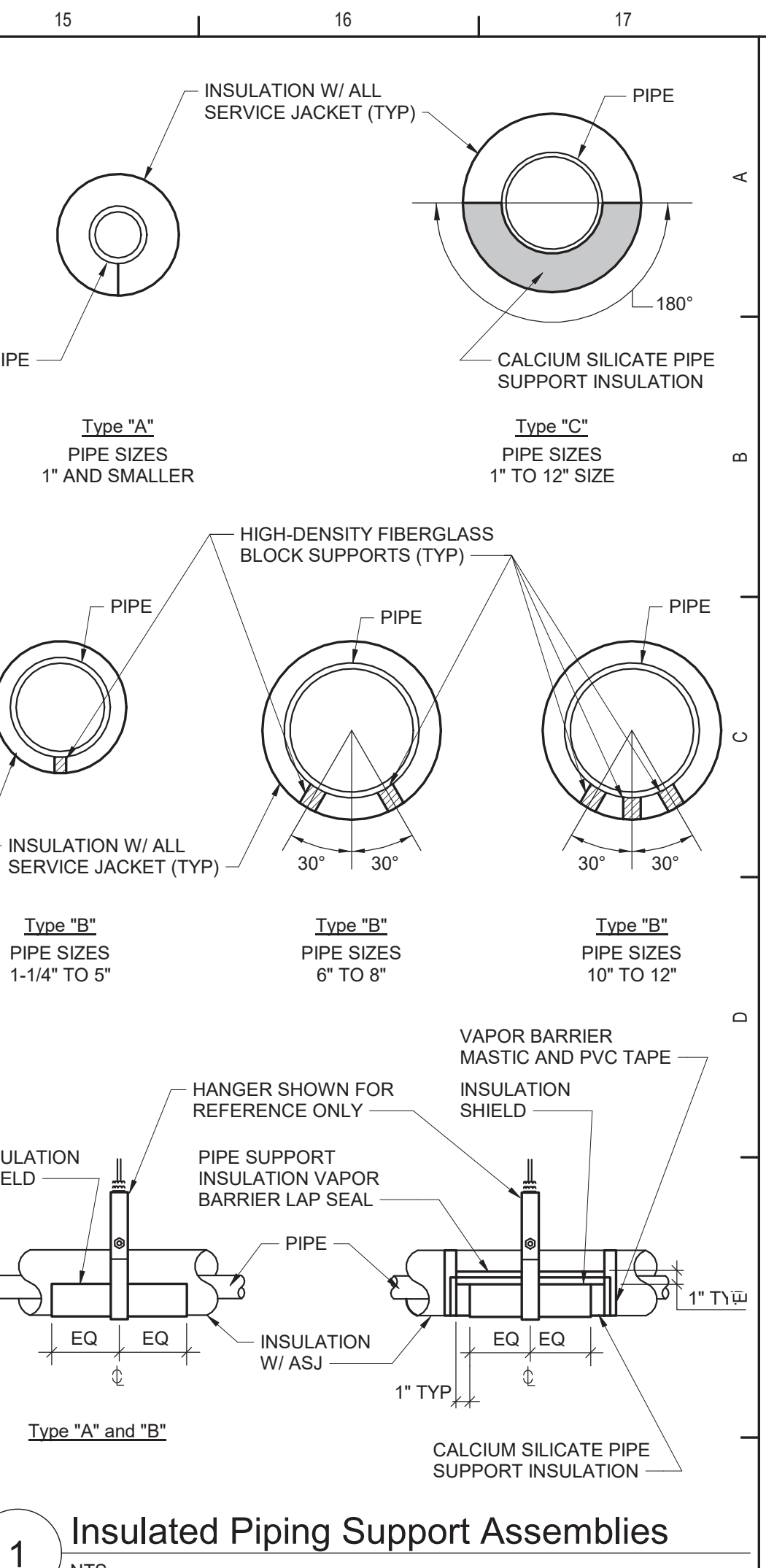
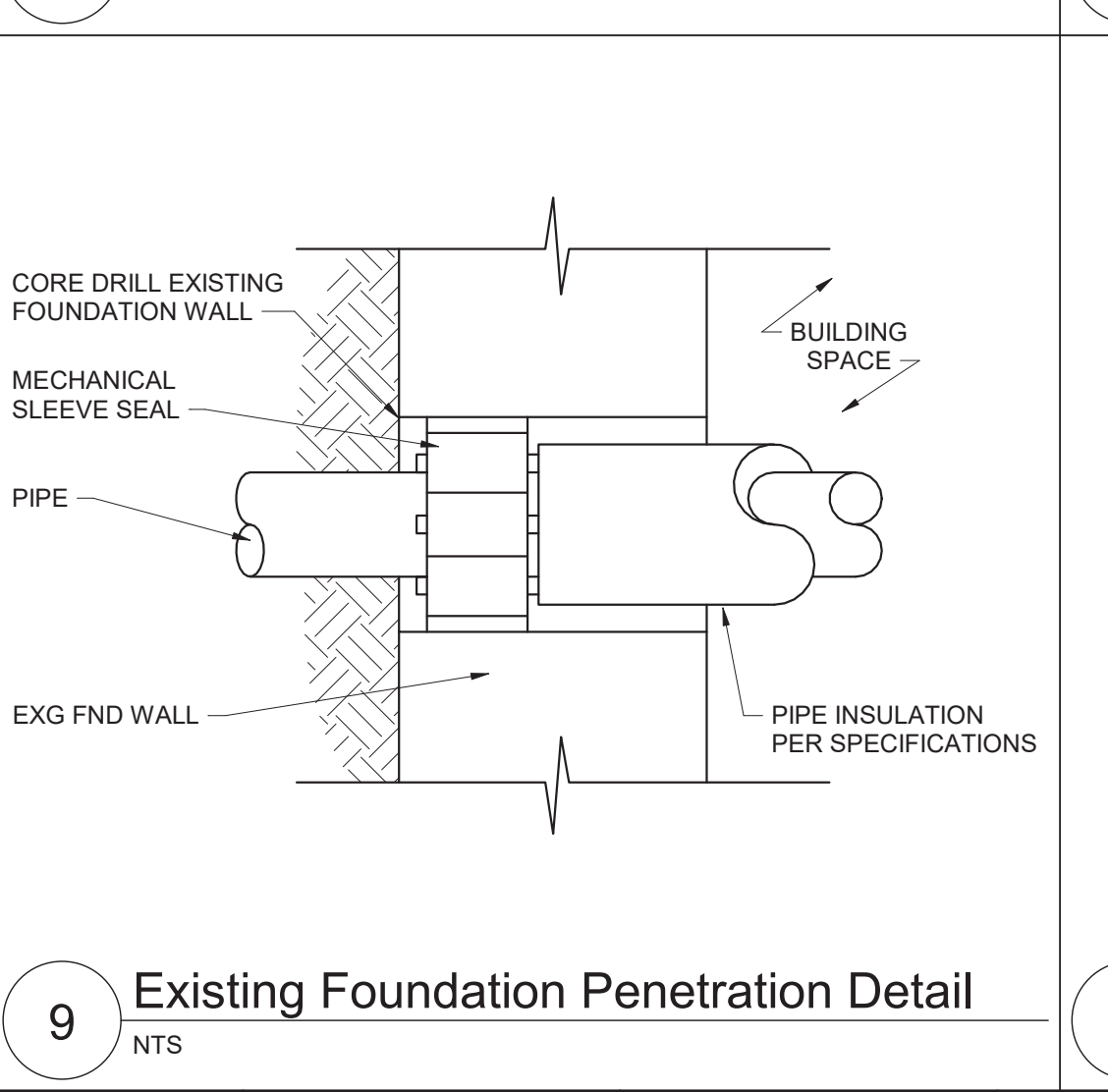
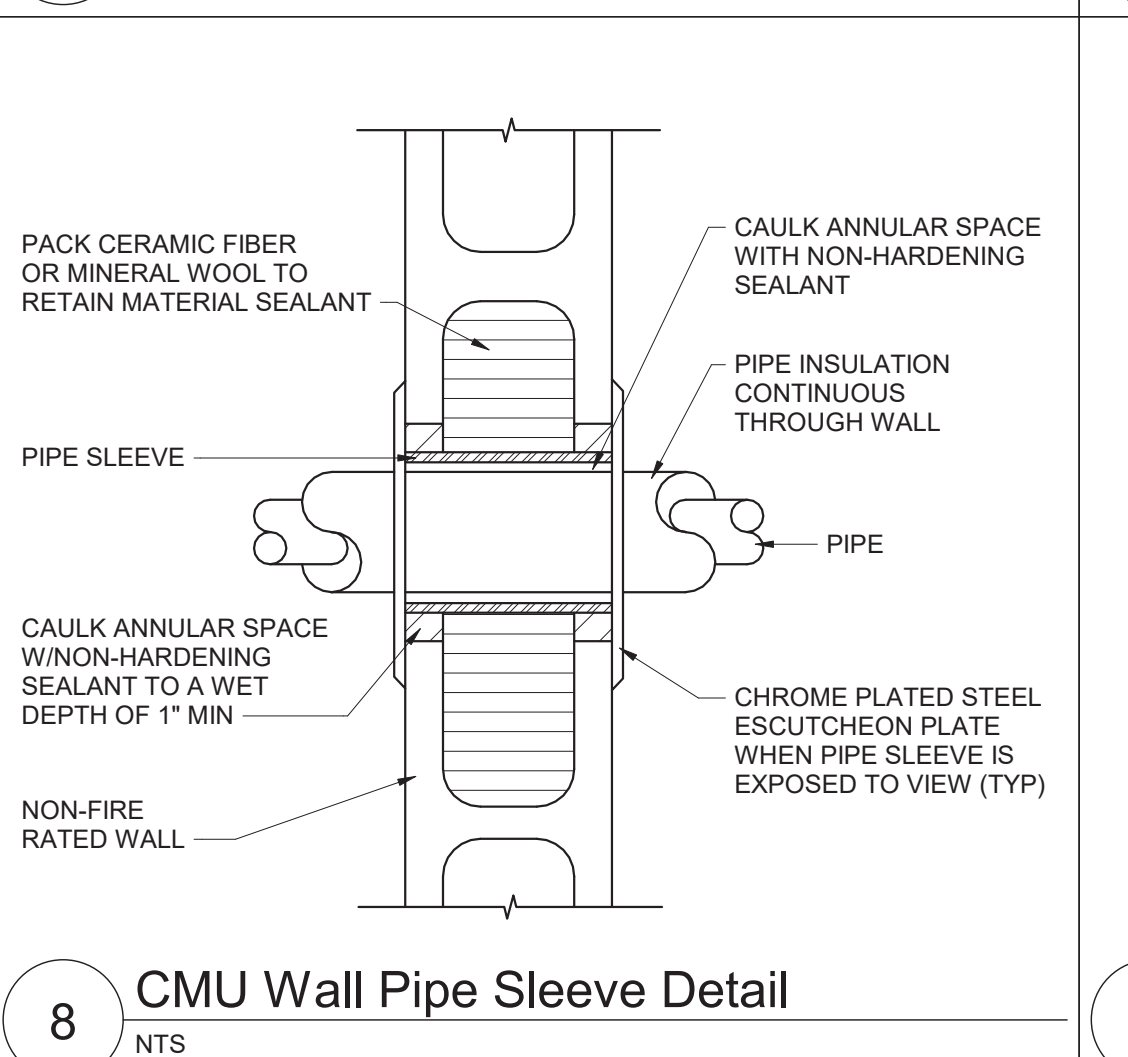
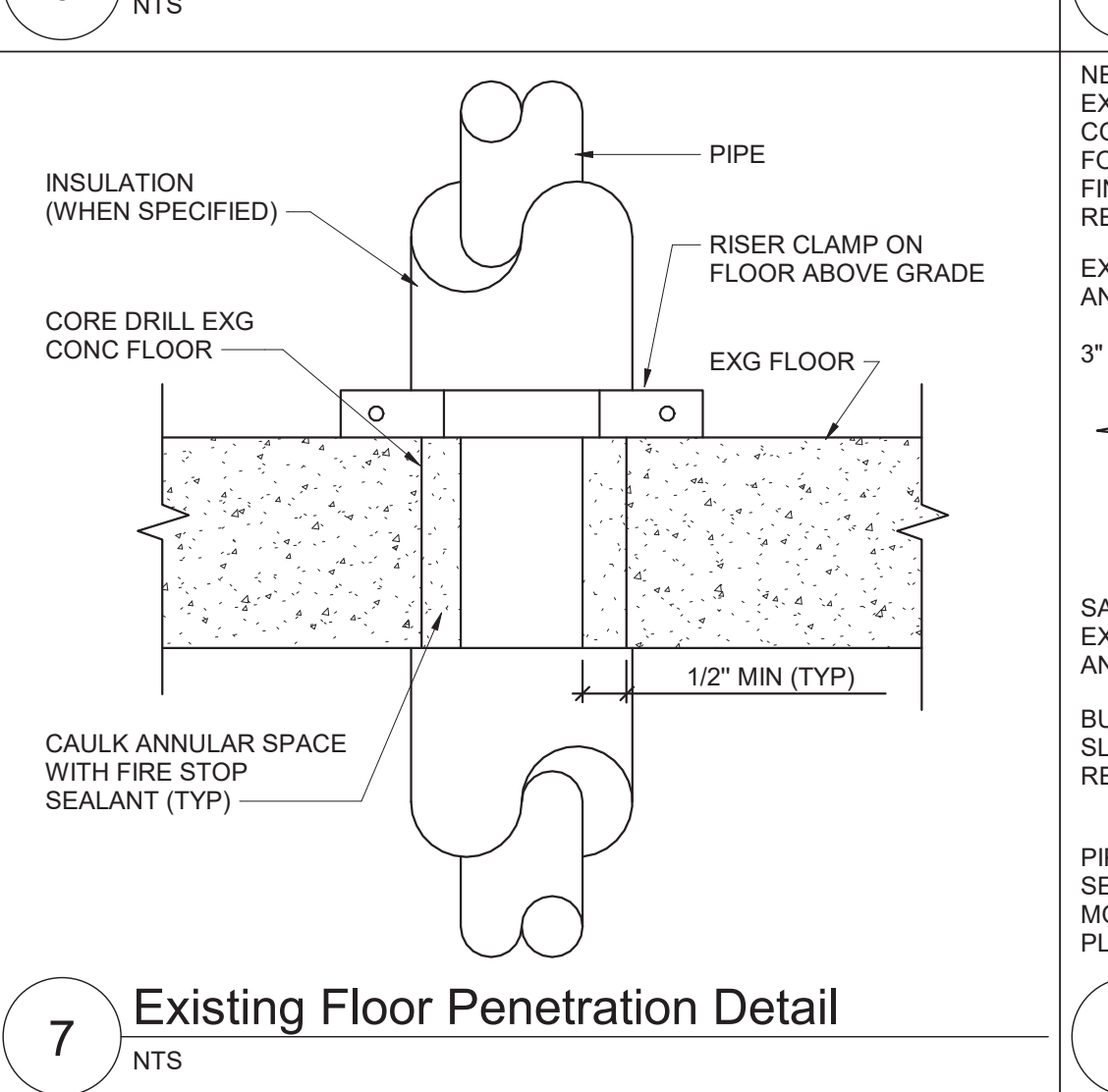
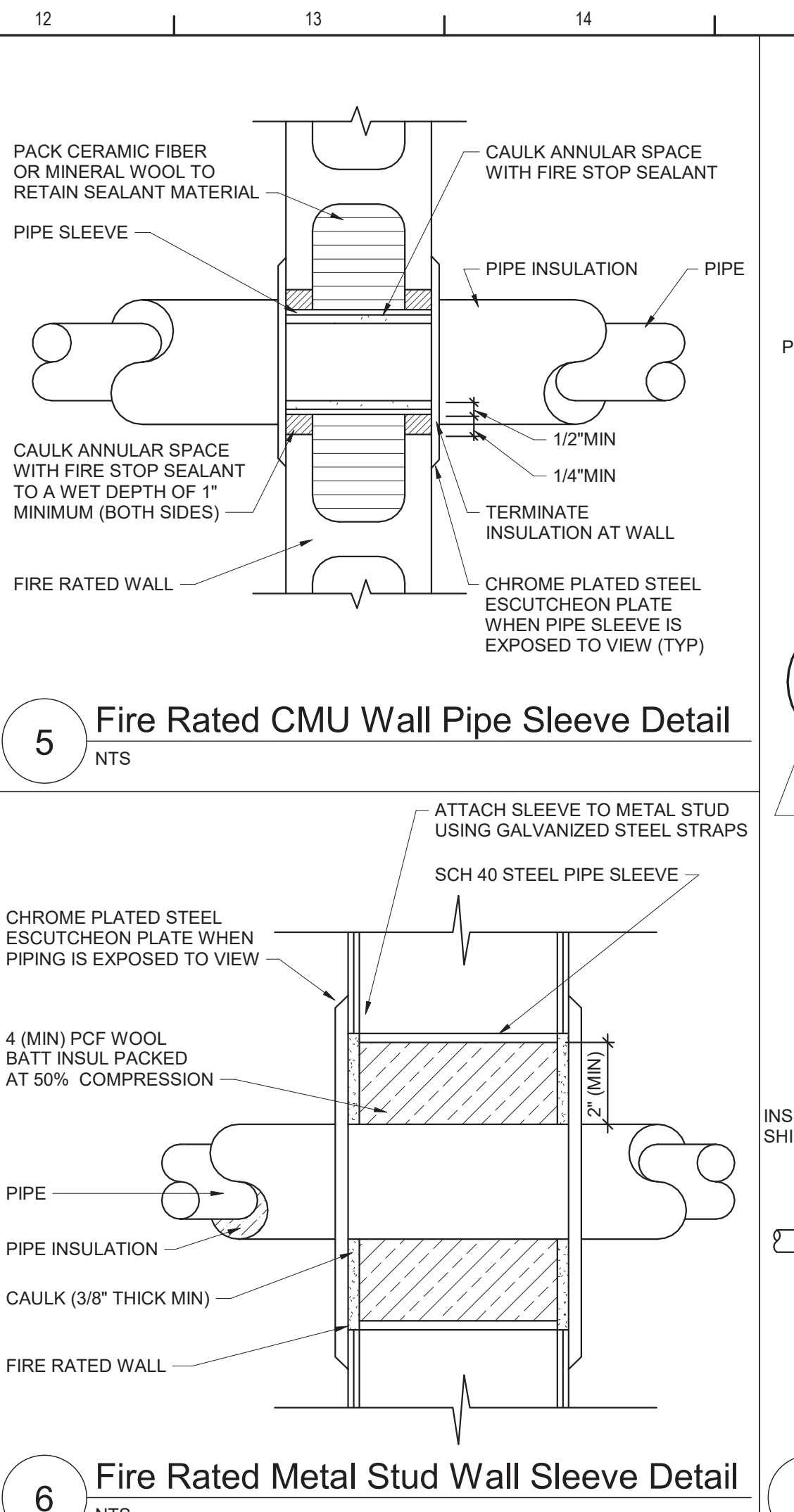
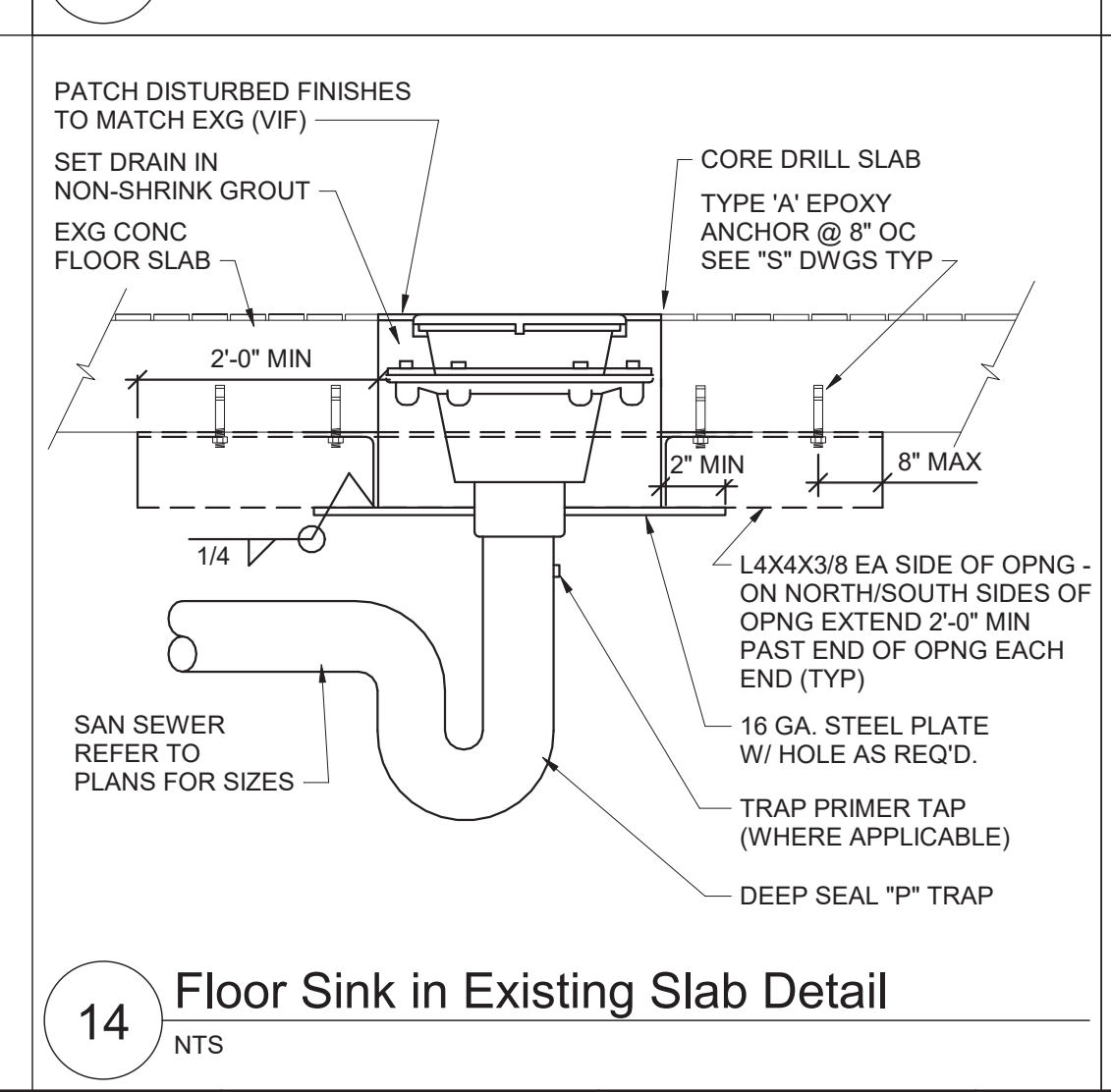
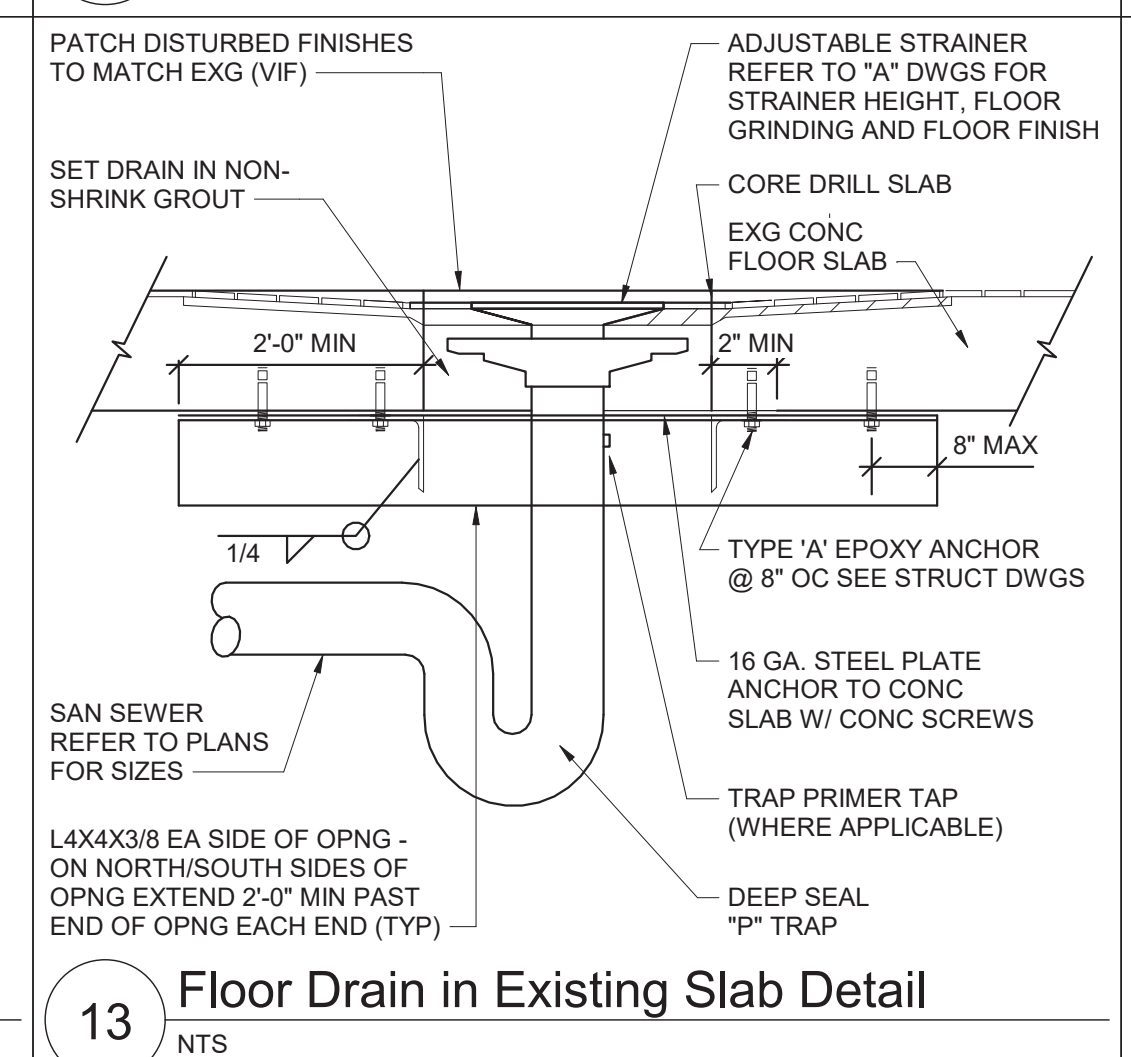
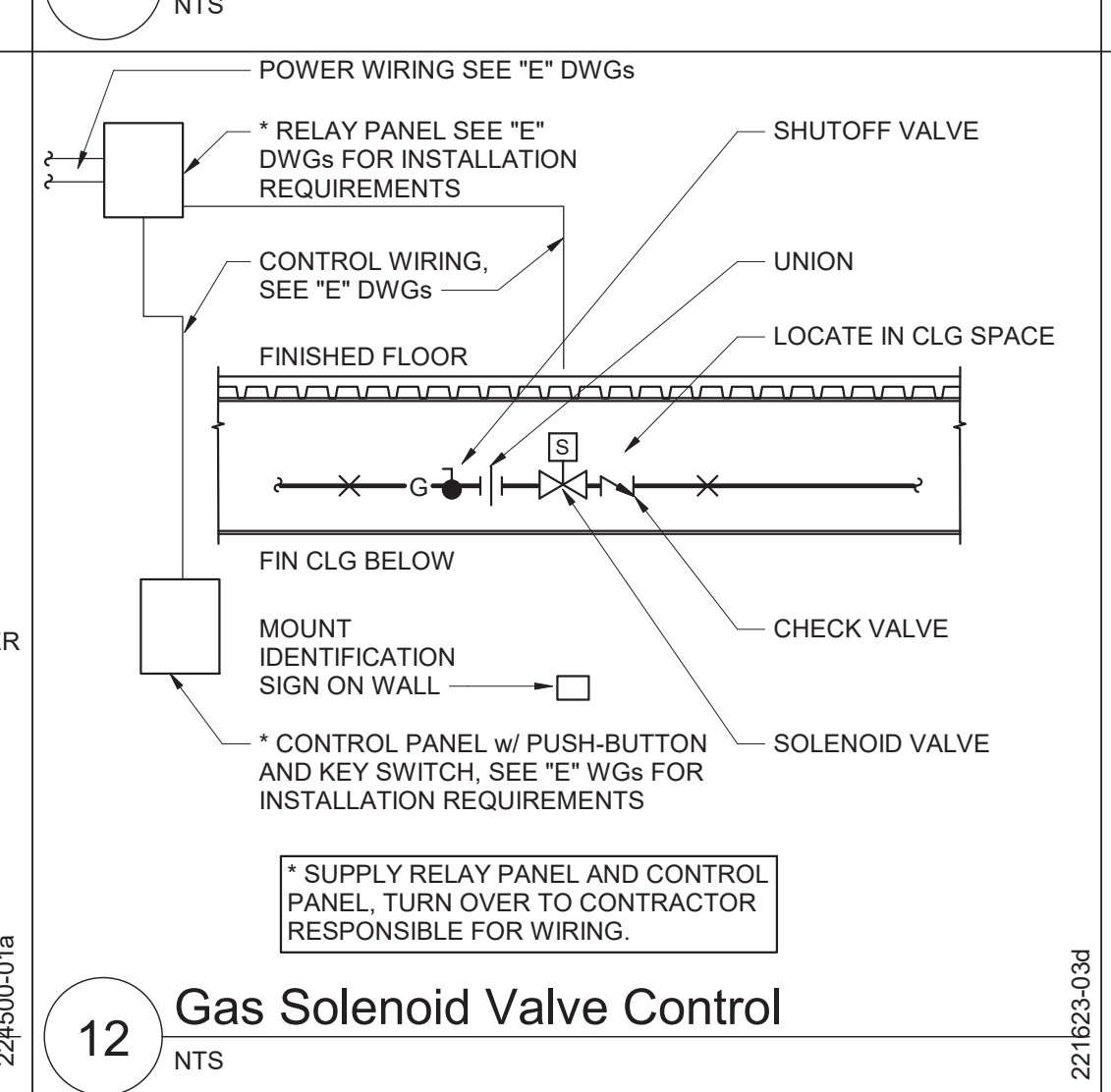
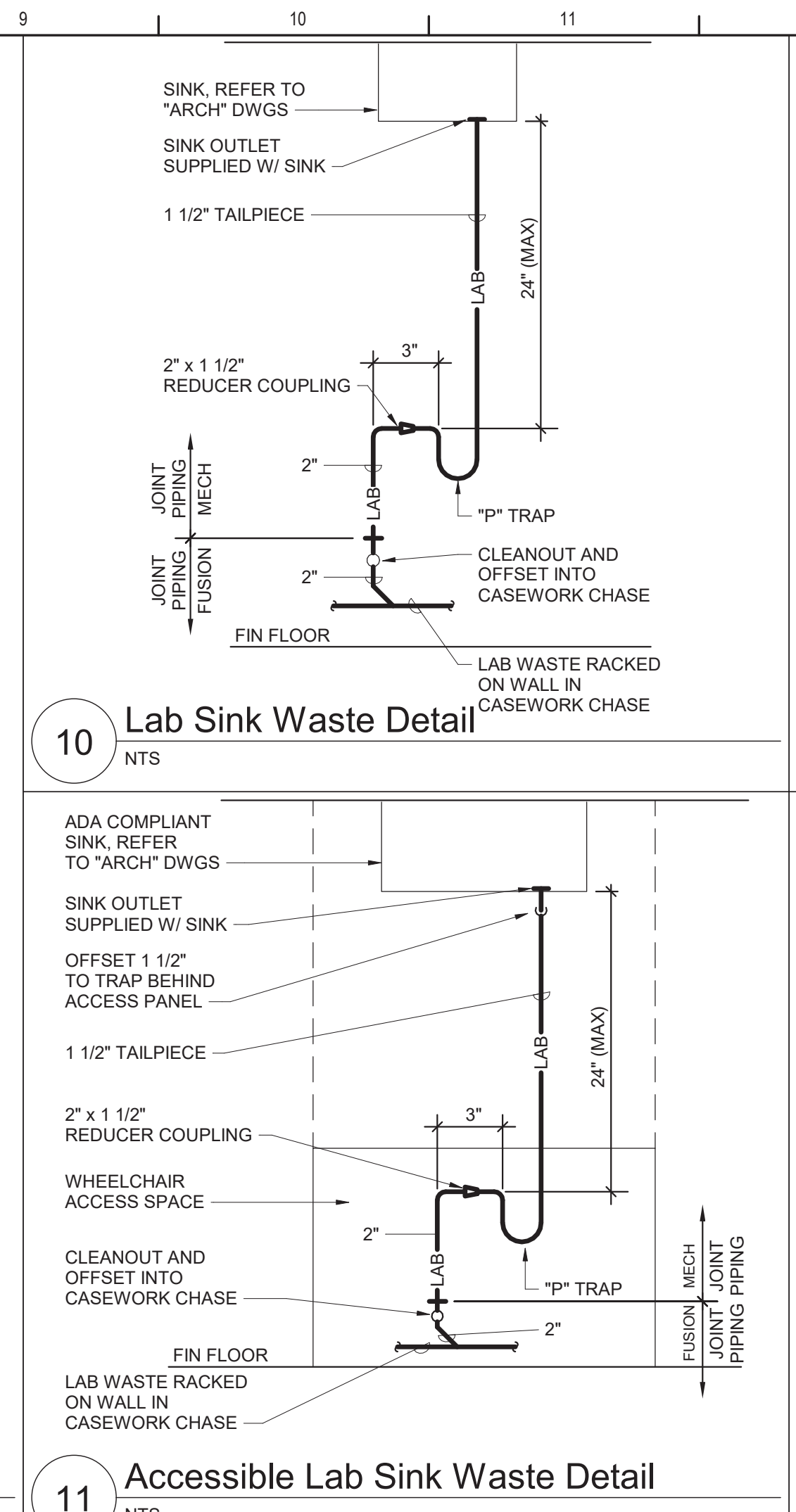

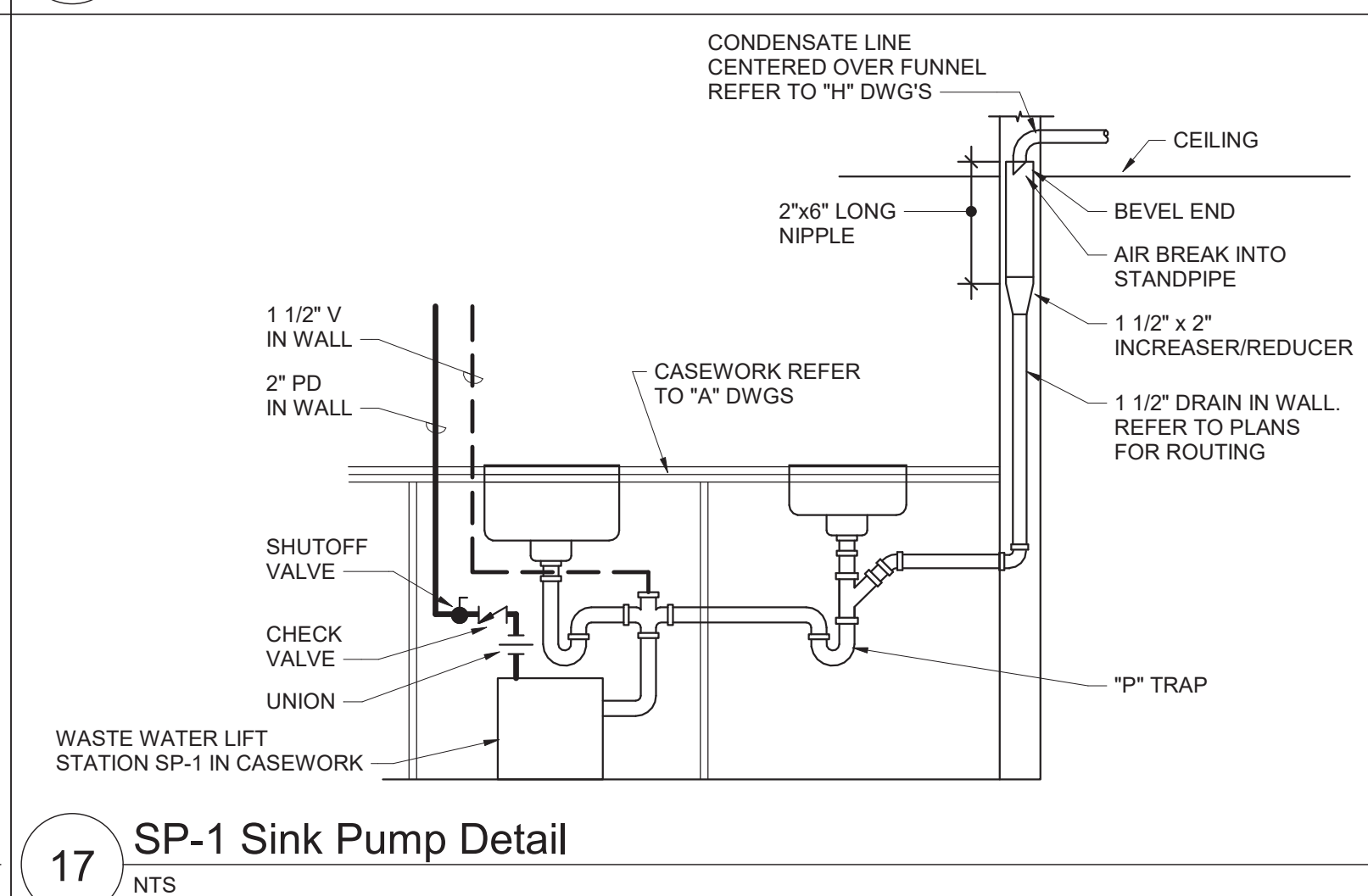
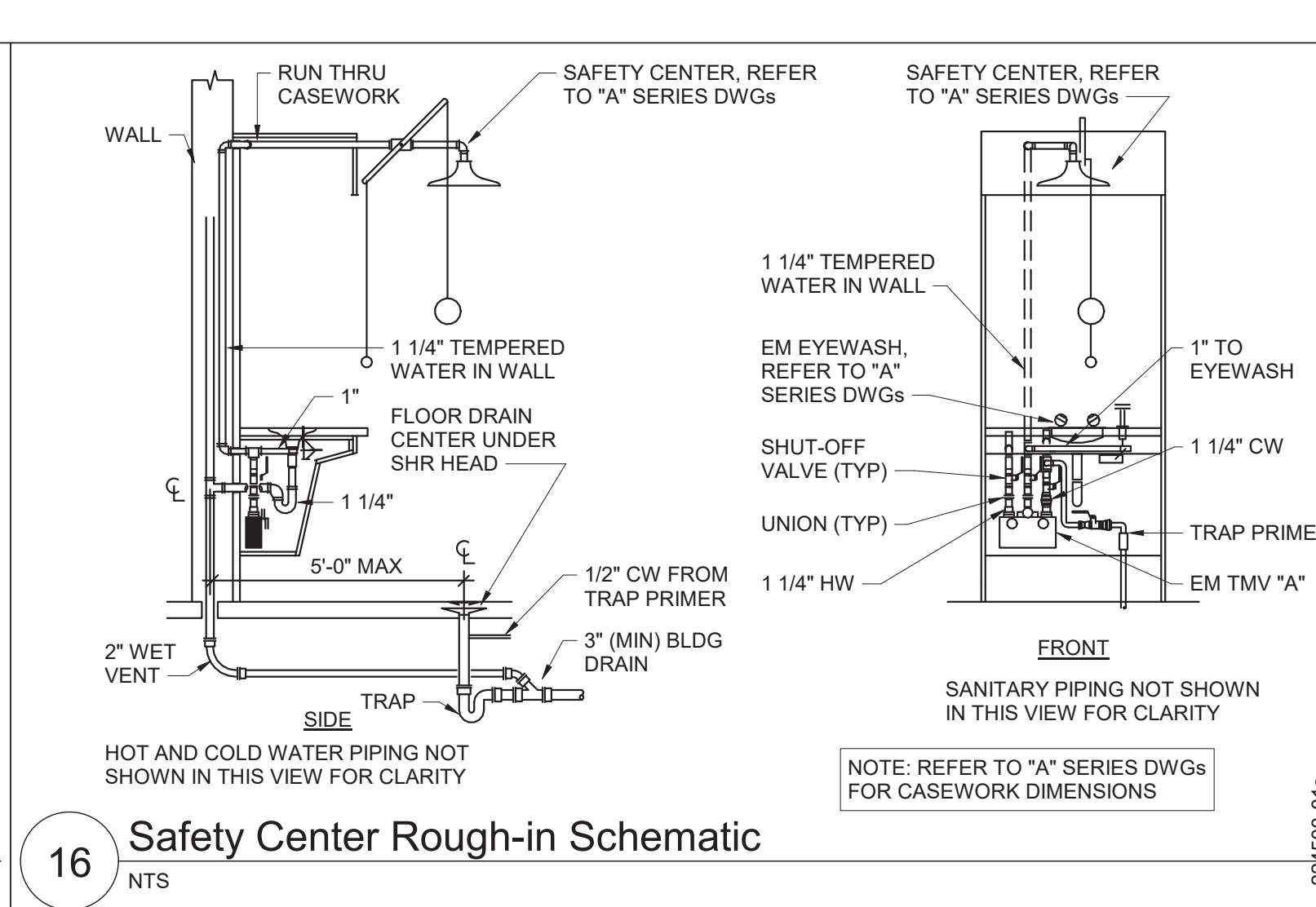
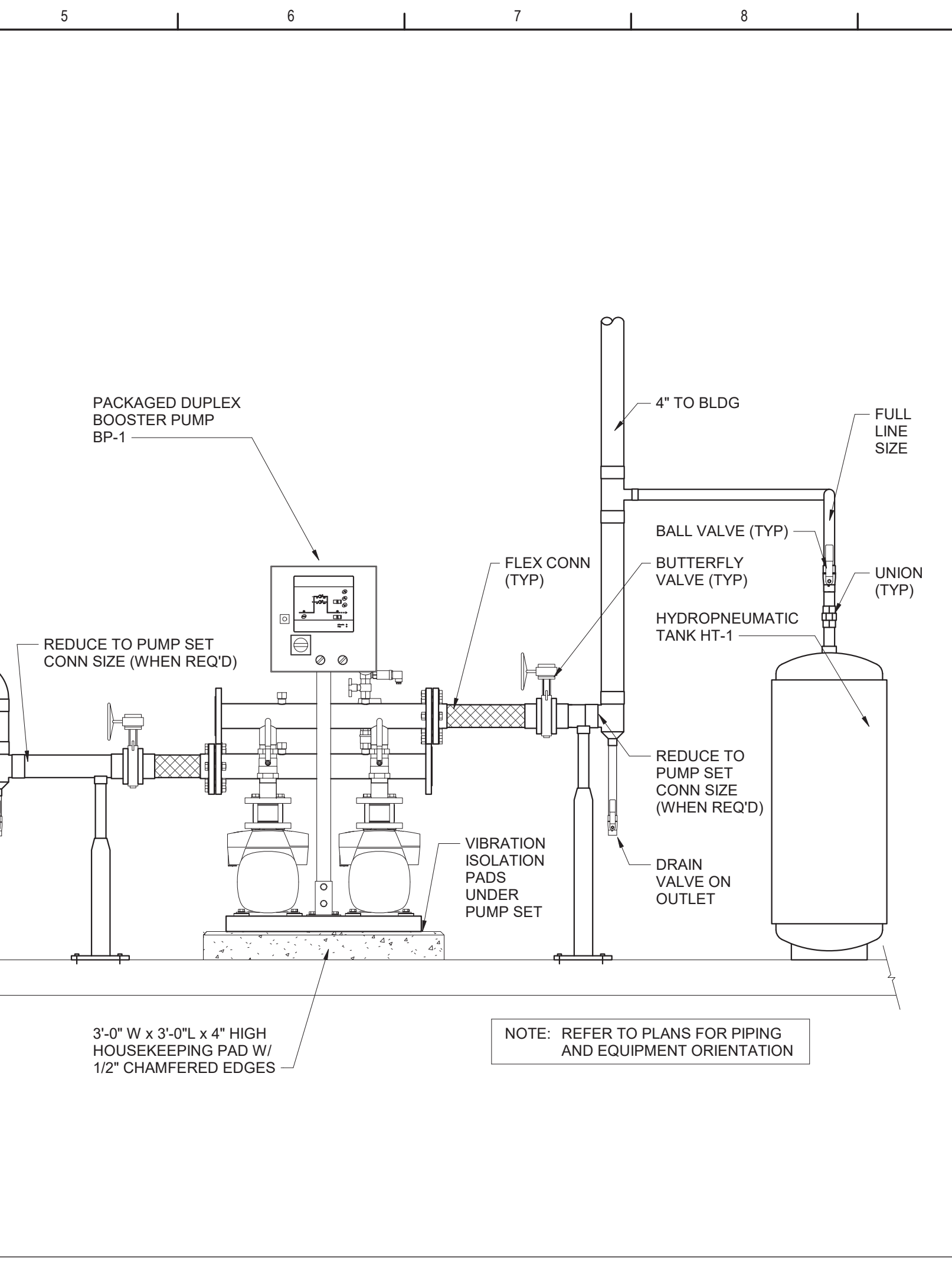

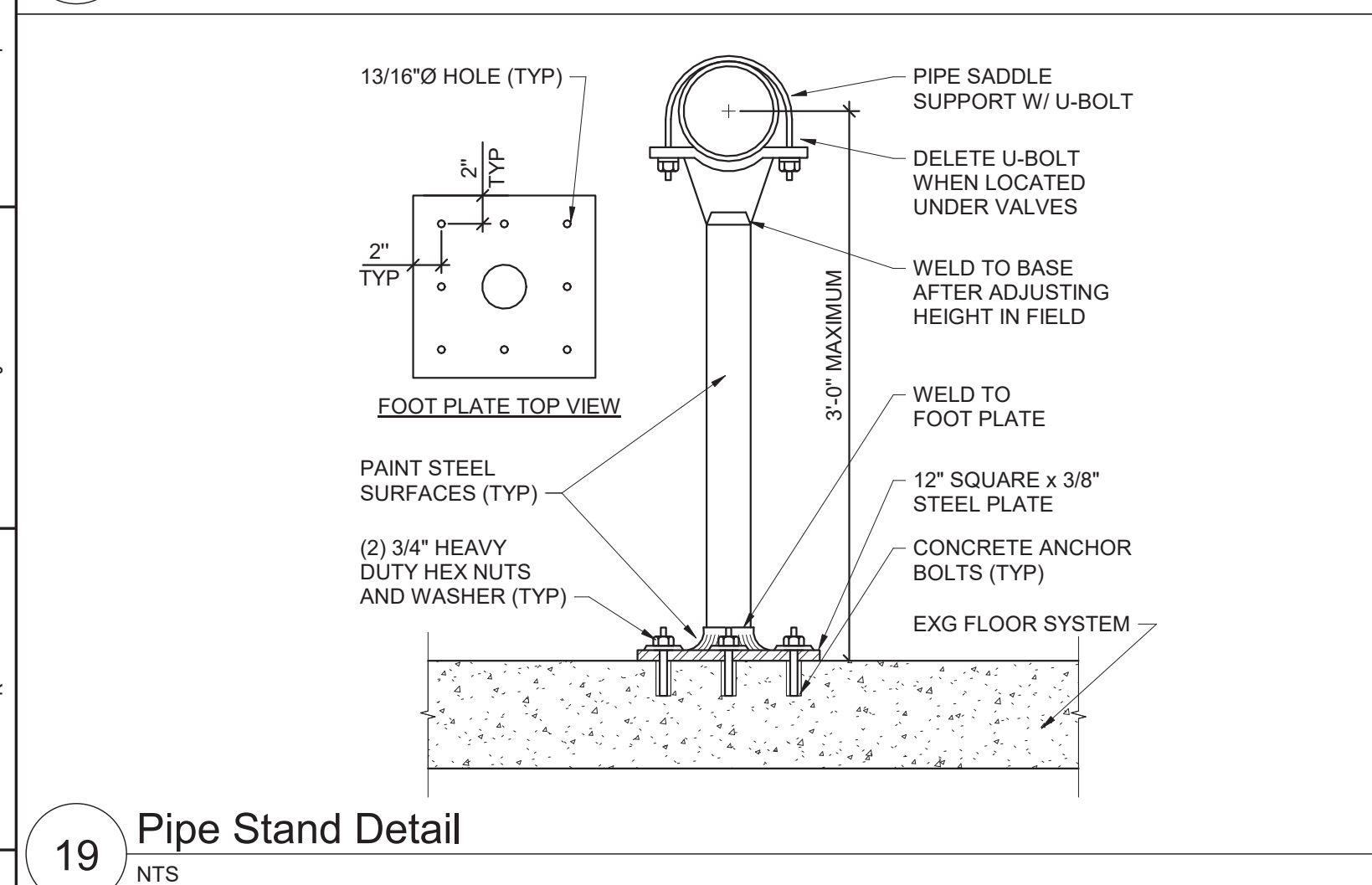
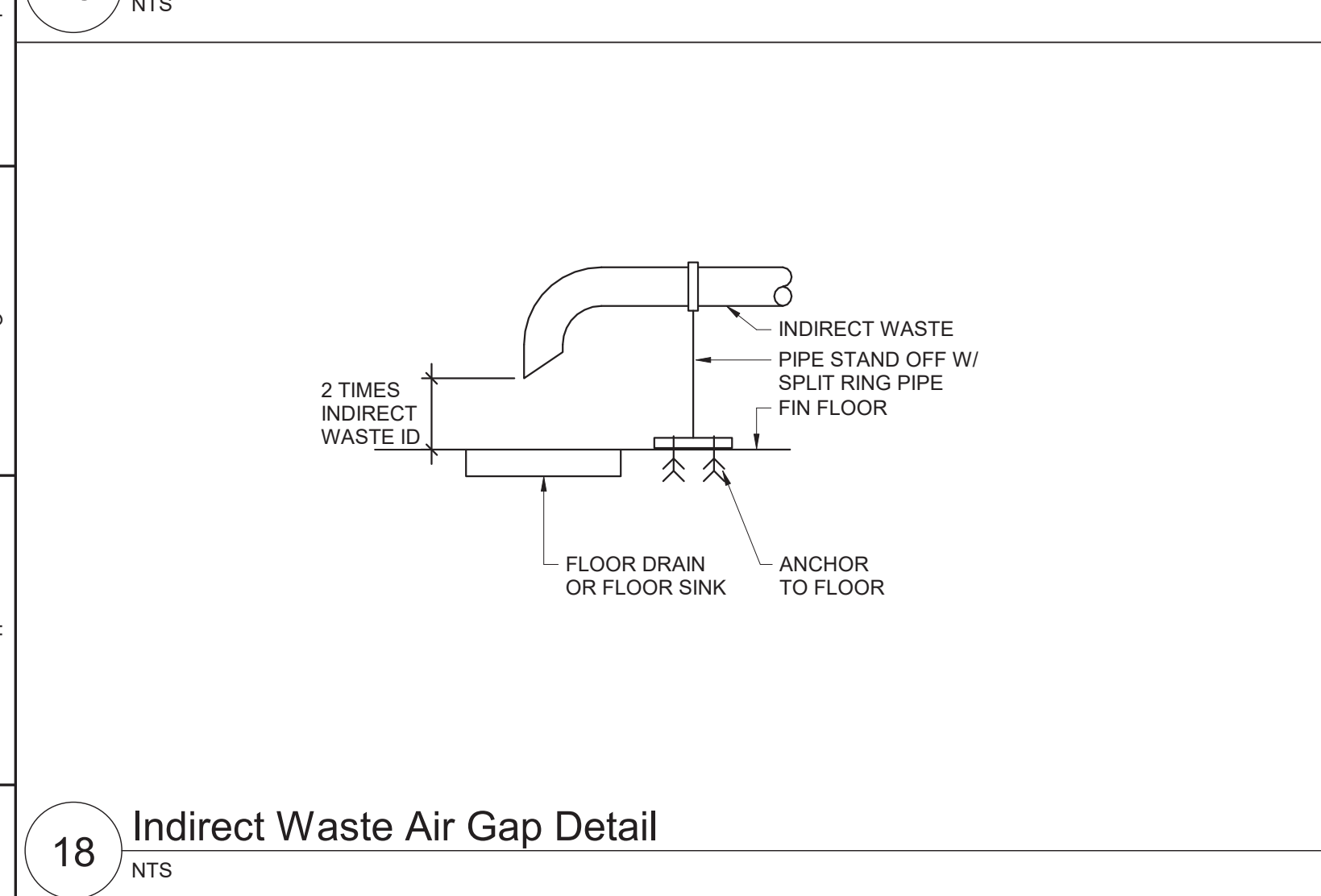
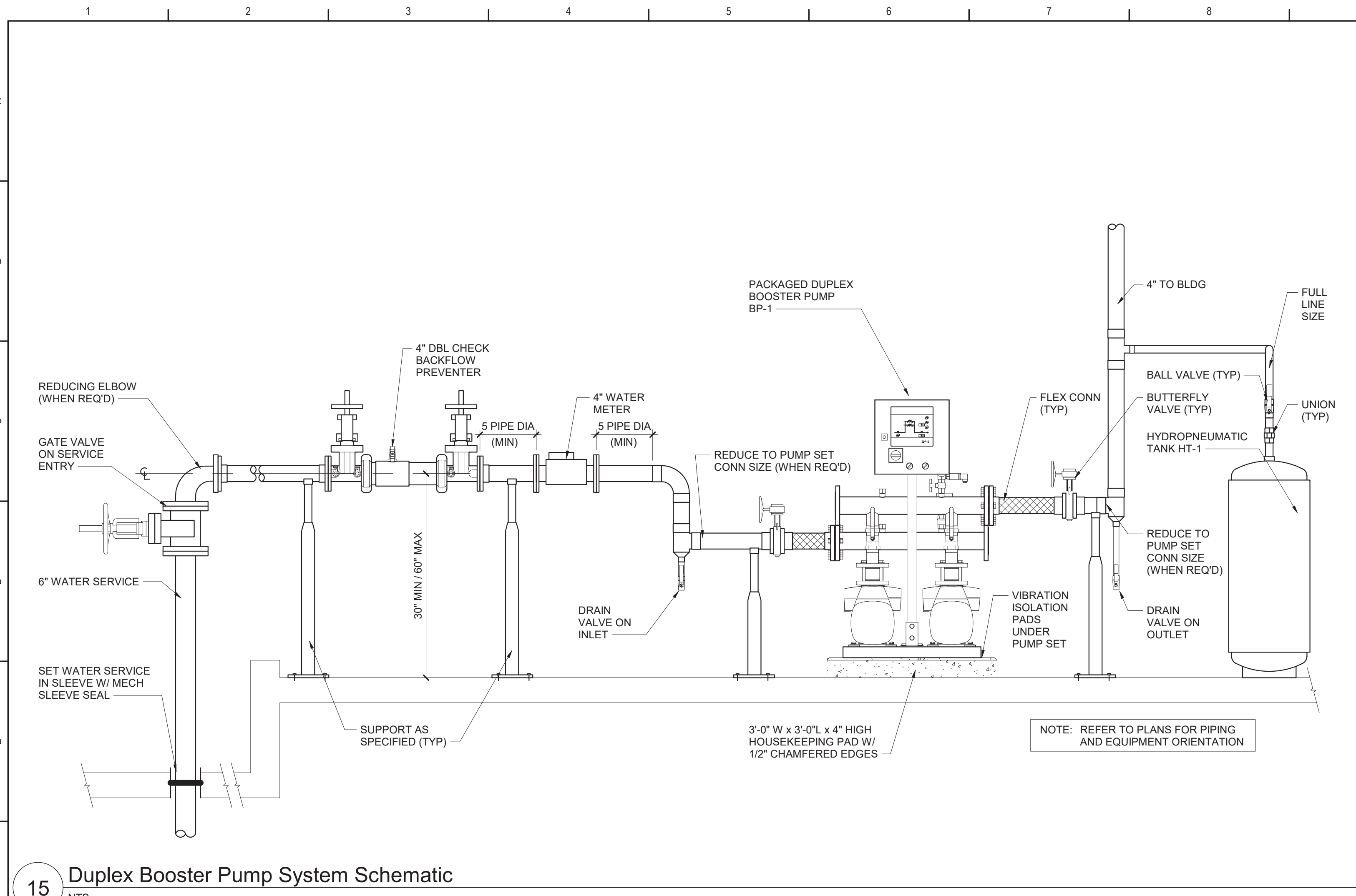
Tetra Tech Engineers, Architects
& Landscape Architects, P.C.



M	Reconstruction To: Mahopac High School
---	---

Enlarged Serving Line Plans and Schedule
--

Drawn By: DCG/ sef	Date: 08/21/20	Drawing Number: <div style="font-size: 48pt; font-weight: bold;">AP408</div>
Project No.: <div style="font-size: 24pt; font-weight: bold;">121111-19002</div>		



Key Plan
N.T.S.

S.E.D. Control No. 48-01-01-06-0-004-020

Rev. No.	Date	Description

M

complex world | CLEAR SOLUTIONS

Tetra Tech Engineers, Architects & Landscape Architects, P.C.

BID SET

TETRA TECH ARCHITECTS & ENGINEERS

Mahopac Central School District
Mahopac, NY

Reconstruction To:
Mahopac High School

Details

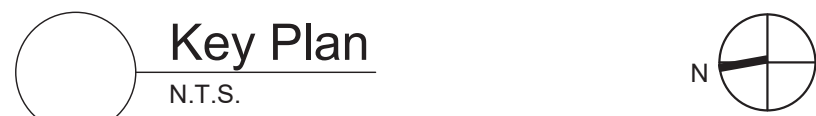
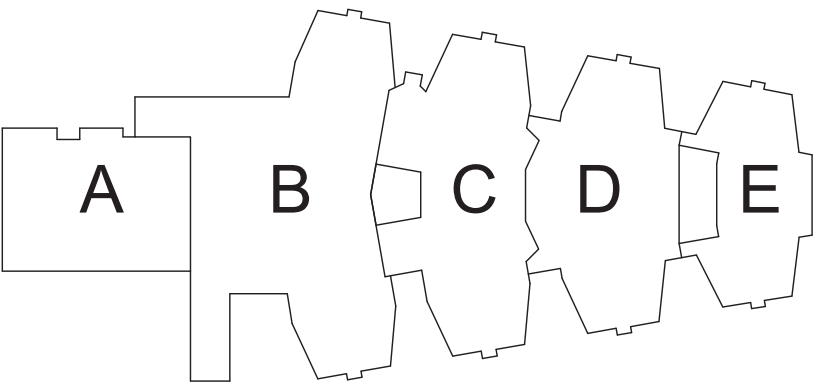
Drawn By: DCG/ sef	Date: 08/21/20	Drawing Number:
Project No.:	121111-19002	AP500

Plumbing Fixture Schedule									
DWG LABEL	ROUGH-IN CONNECTION SIZE (INCHES)				BARRIER FREE	AGE GROUP	RIM HEIGHT	DESCRIPTION	NOTES
	SAN	VENT	CW	HW					
SINK "A"	1 1/2	1 1/2	1/2	1/2	YES	ADULT	-	ACCESSIBLE STAINLESS STEEL, COUNTER MOUNTED SINK W/ MANUAL, SINGLE CONTROL MIXING FAUCET W/ SWING SPOUT, SUPPLIES, OFFSET DRAIN FITTING AND TRAP.	
SINK "B"	1 1/2	1 1/2	1/2	1/2	NO	ADULT	-	LARGE STAINLESS STEEL, DEEP BOWL, COUNTER MOUNTED SINK W/ MANUAL, SINGLE CONTROL MIXING FAUCET W/ SWING SPOUT, SUPPLIES, DRAIN FITTING AND TRAP.	
SINK "C"	1 1/2	1 1/2	1/2	1/2	YES	ADULT	-	ACCESSIBLE STAINLESS STEEL, DOUBLE BOWL, COUNTER MOUNTED SINK W/ MANUAL, SINGLE CONTROL MIXING FAUCET W/ SWING SPOUT, SUPPLIES, OFFSET DRAIN FITTINGS, CONTINUOUS WASTE FITTING AND TRAP.	
SINK "D"	1 1/2	1 1/2	1/2	1/2	YES	ADULT	-	EPOXY RESIN SINK W/ MANUAL, TWO LEVER HANDLE CONTROL MIXING FAUCET W/ RESTRICTED SWING SPOUT, SUPPLIES, PP SINK OUTLET FITTING AND TRAP.	1
SINK "E"	1 1/2	1 1/2	1/2	1/2	YES	ADULT	-	EPOXY RESIN SINK W/ MANUAL, MANUAL TYPE, SINGLE HOLE, WRIST-BLADE-HANDLE MIXING VALVE SCIENCE SINK FAUCET, SUPPLIES, PP SINK OUTLET FITTING AND CORROSION RESISTANT TRAP.	1, 2, 4
SINK "F"	1 1/2	1 1/2	1/2	1/2	NO	ADULT	-	EPOXY RESIN SINK W/ MANUAL, MANUAL TYPE, SINGLE HOLE, TWO-CROSS-HANDLE MIXING VALVE SCIENCE SINK FAUCET, SUPPLIES, PP SINK OUTLET FITTING AND CORROSION RESISTANT TRAP.	1, 3, 4
SINK "G"	1 1/2	1 1/2	(2)1/2	(2) 1/2	NO	ADULT	-	EPOXY RESIN SINK W/ MANUAL, TWO MANUAL TYPE, SINGLE HOLE, TWO-CROSS-HANDLE MIXING VALVE SCIENCE SINK FAUCETS, SUPPLIES, PP SINK OUTLET FITTING AND CORROSION RESISTANT TRAP.	1, 3, 4
SHR "A"	-	-	1/2	1/2	NO	ADULT	-	RECESSED SHOWER CABINET WITH SHOWER VALVE, SEVERE SERVICE HEAD, AND VANDAL RESISTANT SCREWS.	
SHR "B"	-	-	1/2	1/2	YES	ADULT	-	ACCESSIBLE, RECESSED SHOWER CABINET WITH SHOWER VALVE, SEVERE SERVICE HEAD, VANDAL RESISTANT SCREWS WITH VALVE ON LEFT/ SEAT ON RIGHT.	
FD "A"	4	2	-	-	-	-	-	MEDIUM DUTY, CAST-IRON FLOOR DRAIN WITH 7" DIAMETER NICKEL BRONZE STRAINER, DEEP-SEAL P-TRAP AND TRAP SEAL PRIMER CONNECTION.	
FD "B"	4	2	-	-	-	-	-	PLASTIC BODY WITH 6-INCH TOP DIAMETER STRAINER, WITH FLASHING FLANGE, TRAP-PRIMER CONNECTION AND DEEP-SEAL P-TRAP.	4
TRAP PRIMER	-	-	1/2	-	-	-	-	MEDIUM DUTY, CAST-IRON FLOOR DRAIN WITH 7" DIAMETER NICKEL BRONZE STRAINER, DEEP-SEAL P-TRAP AND TRAP SEAL PRIMER CONNECTION.	
SAFETY STATION	2	-	1 1/2	1 1/2	YES	-	-	EMERGENCY SHOWER AND EYEWASH COMBINATION UNIT.	1, 4, 5, 7
EMERGENCY EYEWASH	1 1/2	1 1/2	1 1/2	1 1/2	NO	ADULT	-	STANDARD, WALL-MOUNTED, PLUMBED EYEWASH UNIT.	
FUME HOOD	1 1/2	1 1/2	1/2	-	YES	-	-	FUME HOOD.	1, 4, 6
GAS COCK "A"	-	-	-	-	NO	-	-	DUPLEX GAS COCKS AT 90° APART WITH INTEGRAL BALL CHECKS.	
GAS COCK "B"	-	-	-	-	NO	-	-	SINGLE GAS COCK WITH INTEGRAL BALL CHECKS.	
NOTES: 1. REFER TO SECTION 12 32 13 "MANUFACTURED WOOD-VENEER-FACED CASEWORK" FOR EPOXY RESIN SINKS. 2. REFER TO DETAIL 11/AP600 FOR ADDITIONAL INFORMATION. 3. REFER TO DETAIL 10/AP600 FOR ADDITIONAL INFORMATION. 4. PROVIDE LAB WASTE AND VENT PIPE AND FITTINGS. 5. REFER TO SECTION 12 32 13 "MANUFACTURED WOOD-VENEER-FACED CASEWORK" FOR SAFETY STATIONS. 6. REFER TO SECTION 12 32 13 "MANUFACTURED WOOD-VENEER-FACED CASEWORK" FOR FUME HOODS. 7. REFER TO DETAIL 16/AP600 FOR ADDITIONAL INFORMATION.									

Sanitary Sewerage Pump Schedule													
DWG LABEL	LOCATION	TOTAL CAPACITY		TOTAL DYNAMIC HEAD	MAX CONT OPERATING TEMP	INLET / OUTLET SIZE	PUMP SPEED	HORSE POWER	FULL LOAD AMPS	VOLTAGE	PHASE	HERTZ	NOTES
		BASIN	GPM	FEET	*F	NPS	RPM						
SP-1	BAND 143	4 GAL	20	15	104	1 1/2	3450	1/3	5.2	115	SINGLE	60	1
NOTES: 1. PACKAGED WASTEWATER-PUMP UNIT.													

Domestic Water Booster Pump Schedule													
DWG LABEL	LOCATION	DESIGN MAKE AND MODEL	TOTAL CAPACITY	TOTAL DYNAMIC HEAD	MAX CONT OPERATING TEMP	INLET / OUTLET SIZE	RPM	HORSE POWER	FULL LOAD AMPS	VOLTAGE	PHASE	HERTZ	NOTES
			GPM	FEET	*F	NPS							
BP-1	STORAGE ROOM	GRUNDFOS HYDRO MULTI-B/E 2 CME15-2	150	92.4	104	3	3450	5	26.8	208	3	60	1, 2
NOTES: 1. PACKAGED DUPLEX BOOSTER PUMP SYSTEM WITH VARIABLE FREQUENCY DRIVES AND DUPLEX CONTROL PANEL MOUNTED ON A SKID. 2. EACH PUMP SIZED FOR 75% OF TOTAL SYSTEM CAPACITY.													

Hydropneumatic Tank Schedule										
DRAWING LABEL	LOCATION	MAKE AND MODEL NUMBER	TOTAL STORAGE CAPACITY (GALLONS)	MAXIMUM ACCEPTANCE VOLUME - GALLONS	WATER SERVICE PRESSURE (PSI)	MAXIMUM ALLOWABLE PRESSURE (PSI)	DIAMETER (INCHES)	HEIGHT (INCHES)	CONNECTION (NPT)	NOTES
HT-1	PUMP HOUSE	JOHN WOOD NO. JAPR 20-605	35	39.7	60	150	14	55 1/2	1	1, 2
NOTES:										
1.	REPLACEABLE BUTYL BLADDER (FDA APPROVED).									
2.	ASME CONSTRUCTION.									



S.E.D. Control No. 48-01-01-06-0-004-020

Rev. No.:	Date:	Description:
-----------	-------	--------------



complex world
CLEAR SOLUTIONS

Tetra Tech Engineers, Architects
& Landscape Architects, P.C.

BID SET



Mahopac Central School District
Mahopac, NY

Reconstruction To:
Mahopac High School

Schedules

Drawn By: DCG/ sef	Date: 08/21/20	Drawing Number: AP600
Project No.: 121111-19002		