



Healthcare
Architecture
Design
Planning

**Montefiore Health System
St. Luke's Cornwall Campus
19 Laurel Avenue
Cornwall, New York 12519**

***Cornwall Transformation Project Phase 3
Welcome Center & Nook Café – First Floor
Lab – Second Floor***

Equipment Specifications

Manual 2 of 2

Project No.: 20006

**Issued for Construction & Pricing
September 10, 2021**

Pomarico Design Studio
Architect/Planner

Michael A. Pomarico, Architect
Louisiana License No. 5292
19 Front Street
Newburgh, NY 12550
845-561-0448
pds@healthcaredesign.com

Equipment Schedule: MSLCH Transformation Project Phase 3						September 10, 2021	
MEDICAL EQUIPMENT IDENTIFICATION							
TAG	DESCRIPTION	MANUFACTURER	MODEL NO.	FURNISH	INSTALL	REMARKS	QTY.
Fixed Equipment							
E11b	Wall Clock			Owner	Owner		
E24q	Medical Refrigerator	Nor Lake	NSSR522WWG/0	Owner	Owner		1
E24r	Medical Refrigerator	Nor Lake	GPR492SSG/0	Owner	Owner		1
E25g	Medical Freezer	Nor Lake	GPF231SSS/0A3	Owner	Owner		1
E42a	Locker System	Lockers.com	S' Style 12" x 15"	Owner	Owner	Verify Style/Qty	2
E49b	37 Degree Incubator	Thermo Fisher	Cytomat 10	Owner	Owner		1
E51e	Biosafety Cabinet	Nuaire	NU-540-600	Contractor	Contractor		1
E61a	Molecular Diagnostic Analyzer	Abbott	Alinity CI Series	Owner	Owner		1
Moveable Equipment							
M08b	Wire Shelving	Metro	Super Erecta Brite 18" x 36"	Owner	Owner		5
M13b	Waste Receptacle	Grainger	D2118	Owner	Owner	At Office, Workstation, Handwash	15
M21b	Microscope	Zeiss	Axio Lab A1	Owner	Owner		3
M21c	Slide Maker / Stainer	Siemens	Hematek 3000	Owner	Owner		1
M22a	Centrifuge	TBD	-	Owner	Owner		1
M22d	Centrifuge	Beckman	StatSpin Express 4	Owner	Owner		2
M22e	Centrifuge Bucket	TBD	-	Owner	Owner		1
M45a	Hematology Analyzer	Sysmex	XN-550	Owner	Owner		1
M45b	Coagulation Analyzer	Werfen	ACL Top 550 CTS	Owner	Owner		1
M45c	Urinalysis Workstation	Iris	TBD	Owner	Owner		1
M46a	Cell Washer	TBD	-	Owner	Owner		1
Accessories							
A01a	Grab Bar - 42"	Inpro Corp.	UG20	Contractor	Contractor		3
A01b	Grab Bar - 36"	Inpro Corp.	UG20	Contractor	Contractor		3
A01g	Grab Bar - 18"	Inpro Corp.	UG20	Contractor	Contractor		3
A02e	Toilet Tissue Dispenser	Georgia Pacific	56782	Owner	Contractor		3
A03c	Soap Dispenser	Provon	FMX-12	Owner	Contractor		12
A03d	Antiseptic Gel Dispenser	TBD	-	Owner	Contractor	Qty & Locations TBD from ICRA	4
A05d	Paper Towel Dispenser	Georgia Pacific	58470	Owner	Contractor		12
A06e	Vanity Mirror	AJW	U711	Contractor	Contractor		3
A62d	Manual Differential Counter	TBD	-	Owner	Owner		1
A81a	Specimen Racks	TBD	-	Owner	Owner	Qty TBD	
A91a	Fire Extinguisher	TBD	-	Contractor	Contractor		5
Plumbing Equipment							
P09c	Lavatory - Wall hung	American Standard	Lucerne 0355.012				4
P09j	Lavatory - Counter mount	Elkay	LRAD191855	Contractor	Contractor		5
P10e	Eye Wash	Guardian	G1949	Contractor	Contractor		1
P12c	Water Closet	American Standard	AFWall Millenium	Contractor	Contractor		3
Communication Equipment							
C08a	Office Telephone	TBD	-	Owner	Owner		11
C12e	Television	Sharp	LC-40LE653U	Owner	Owner		4
C16c	Television Wall Mount	Peerless AV	HPF650	Owner	Contractor		4
C17a	Computer Workstation	TBD	-	Owner	Owner		11
C17e	Workstation - Wall Mounted	Ergotron	45-243-026	Owner	Owner		6
C19b	Printer - Counterop	HP	M553dn	Owner	Owner		2
C19k	Label Printer	TBD	-	Owner	Vendor		1
C19n	Order Printer	TBD	-	Owner	Owner		1
Dietary Equipment							
D15a	Vending Machine	TBD	-	Owner	Owner		2
Furniture							
F02a	Guest Seating	TBD	-	Owner	Owner		8
F02b	Sofa	TBD	-	Owner	Owner		5
F03a	Task Chair	TBD	-	Owner	Owner		11
F05a	Cafeteria/Dining Chair	TBD	-	Owner	Owner		18
F05f	High Top Seating	TBD	-	Owner	Owner		4
F06a	Desk System	TBD	-	Owner	Owner		2
F09d	Cafeteria/Dining Table	TBD	-	Owner	Owner		7
F09e	Office Table	TBD	-	Owner	Owner		1

Cornwall Transformation Project Phase 3 Welcome Center, Nook Cafe & Lab

EQUIPMENT SCHEDULE

EQUIPMENT SPECIFICATIONS

ACCESSORY EQUIPMENT

A01a 42" GRAB BAR
A01b 36" GRAB BAR
A01g 18" GRAB BAR
A02e TOILET TISSUE DISPENSER
A03c SOAP DISPENSER
A03e ANTISEPTIC GEL DISPENSER
A05d PAPER TOWEL DISPENSER
A06e VANITY MIRROR
A62d MANUAL DIFFERENTIAL COUNTER
A81a SPECIMEN RACKS
A91a FIRE EXTINGUISHER

COMMUNICATION EQUIPMENT

C08a TELEPHONE – OFFICE
C12e TELEVISION
C16c TELEVISION WALL MOUNT
C17a PERSONAL COMPUTER WORKSTATION
C17e WORKSTATION WALL MOUNTED
C19c MULTI-FUNCTION PRINTER - DESKTOP
C19k LABEL PRINTER
C19n ORDER PRINTER

DIETARY EQUIPMENT

D15a VENDING MACHINE

FIXED EQUIPMENT

E11b WALL CLOCK
E24q MEDICAL REFRIGERATOR
E24r MEDICAL REFRIGERATOR
E25g MEDICAL FREEZER
E42a LOCKER SYSTEM
E51e BIOSAFETY CABINET
E61a MOLECULAR DIAGNOSTIC ANALYZER

Cornwall Transformation Project Phase 3 Welcome Center, Nook Cafe & Lab

FURNITURE

F02a GUEST SEATING
F03a TASK CHAIR
F05a CAFETERIA/DINING CHAIR
F05f HIGH TOP SEATING
F06a DESK SYSTEM
F09d CAFETERIA/DINING TABLE
F09e OFFICE TABLE

MOVEABLE EQUIPMENT

M08b WIRE SHELVING
M13b WASTE RECEPTACLE
M21b MICROSCOPE
M21c SLIDE MAKER / STAINER
M22a CENTRIFUGE
M22d CENTRIFUGE
M22e CENTRIFUGE BUCKET
M45a HEMATOLOGY ANALYZER
M45b COAGULATION ANALYZER
M45c URINALYSIS WORKSTATION
M46a CELL WASHER

PLUMBING EQUIPMENT

P09c LAVATORY – WALL HUNG
P09j LAVATORY – COUNTER MOUNT
P10e EYE WASH
P12c WATER CLOSET

EQUIPMENT MANUAL

Accessory Equipment

Identification:

Equipment description and/or comment.

A items

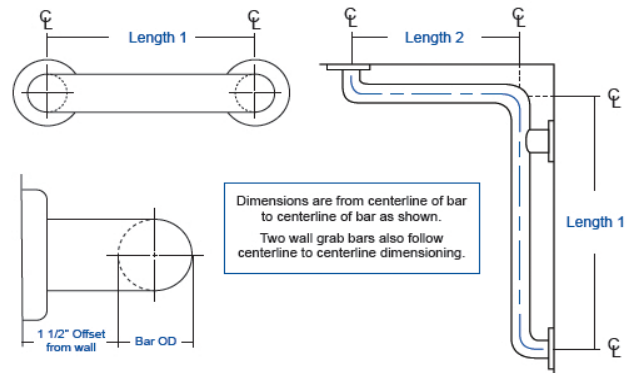
Measurement Guide

Wall Clearance:

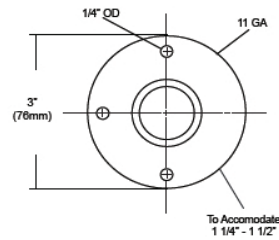
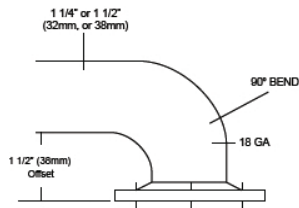
This is commonly known as bar offset. All AJW bars have 1 1/2" clearance between the mounting surface and inside of the bar with the exception of wall to floor bars. (Complies with Federal specification WW-p-541/8b)

Sizing Bars:

All stainless steel grab bars are measured centerline to centerline. Three sided bars (ex: Configuration-V) must have finished wall sizes supplied when pricing and ordering bars.

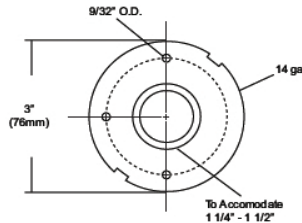
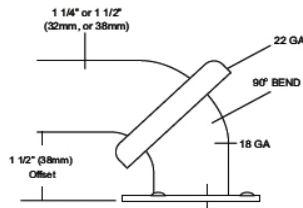


Flange Types



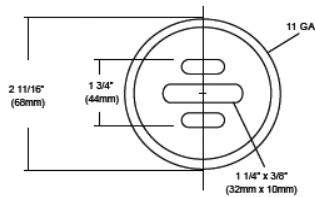
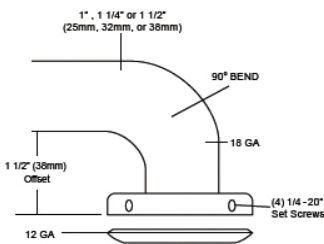
Exposed Flange

3" O.D. 11 gauge 4 satin finish stainless steel with three (3) mounting points (for 1/4" dia fasteners). Flange is TIG welded to bar for one-piece construction.



Concealed Snap Flange

3" O.D. deep drawn, 22 gauge stainless steel cover with a satin finish. A 12 gauge stainless steel mounting plate is welded to the bar with 3 (three) mounting points.



Concealed Set Screw Flange

3" O.D. deep drawn 11 gauge satin finish stainless steel. 12 gauge tennon plate. Flange is secured to plate by means of four (4) 1/4 - 20 stainless steel tamper resistant set screws.

Identification:

Grab Bars - UG20x, 42" long surfaced mount, stainless steel tubing, peened surface, concealed snap flange. Provide appropriate blocking. Coordinate with Handicap Accessibility guideline requirements. Acceptable substitutes: Bobrick, American Standard.



UG20-A Grab Bars

Revised 03/11

JOB #:

ITEM #:

QUANTITY:

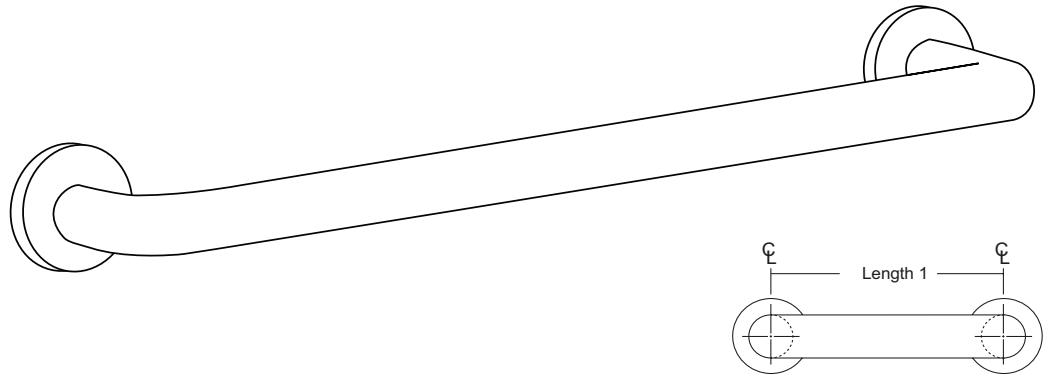
MOUNTING

HANDING

TYPE

SIZE

OTHER



SPECIFICATIONS & INSTALLATION

Tubing: Fabricated of #18 ga stainless steel with a #4 satin finish. Available in 1 1/4" outside diameter. All bends are formed by an automatic mandrel bending process. All bars maintain a constant 1 1/2" offset.

Finish: Standard finish is a #4 satin finish. For a non-slip finish (peened) add suffix X to model number. (Ex. UG20X-A)

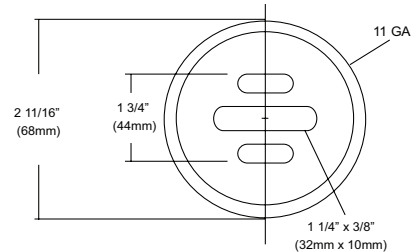
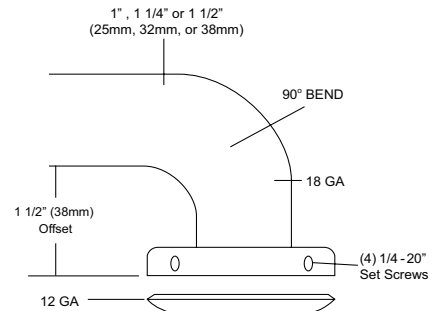
Flange: Flanges are fabricated of 3" diameter, 1/2" drawn #11 ga stainless steel with #4 satin finish to match tubing. Flanges are heliarc welded to bar to form a one piece construction. Each flange is secured to concealed mounting plate with four (4) 1/4"-20 stainless steel tamper resistant set screws.

Strength: Bars with a 1 1/2" offset clearance will support loads in excess of 900lbs when properly installed. Bars with greater offsets will support loads up to 250lbs when properly installed.

Installation: Before installing grab bars, verify with all state and local codes for requirements on bar diameter and type finish. Recommended mounting heights for grab bars are 33" - 36" centerline above finished floor. All mounting of grab bars when possible should have in wall mounting back plates. Secure mounting plate to wall surface at specified location with proper anchors (snugly) until proper centerline dimension is achieved. Place bar over plates and secure with supplied set screws. (4 per flange).

Standard Lengths (Other sizes available upon request): 12", 16", 18", 24", 30", 32", 36", 42", 48", 50", 52", 54", 56"

FLANGE INFORMATION



NOTES

This information is subject to change without formal notice. If you need additional help, AJW has a technical support staff that is ready to assist you by phone: (845) 562-3332, fax: (845)562-3391, email: engineering@ajw.com or visit our website: www.ajw.com. Copyright © 2013 AJW Architectural Products

Identification:

Grab Bars-UG20x continued.

A01a
2 of 2

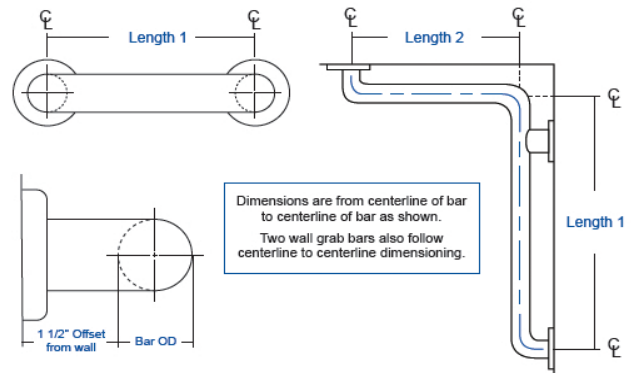
Measurement Guide

Wall Clearance:

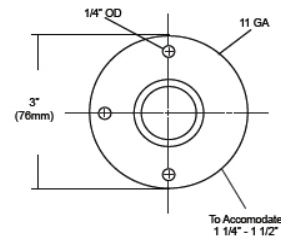
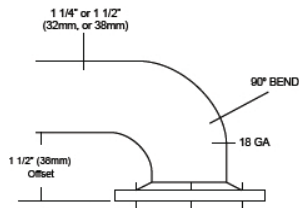
This is commonly known as bar offset. All AJW bars have 1 1/2" clearance between the mounting surface and inside of the bar with the exception of wall to floor bars. (Complies with Federal specification WW-p-541/8b)

Sizing Bars:

All stainless steel grab bars are measured centerline to centerline. Three sided bars (ex: Configuration-V) must have finished wall sizes supplied when pricing and ordering bars.

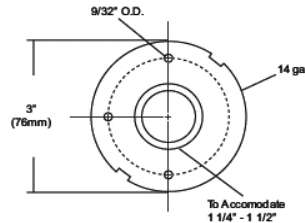
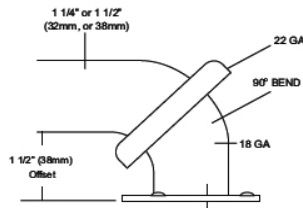


Flange Types



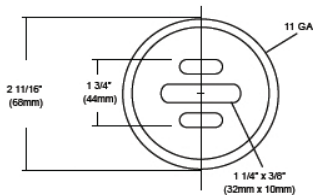
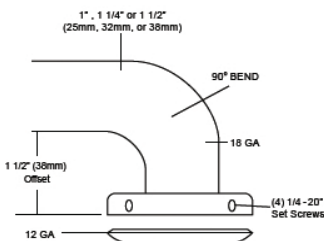
Exposed Flange

3" O.D. 11 gauge 4 satin finish stainless steel with three (3) mounting points (for 1/4" dia fasteners). Flange is TIG welded to bar for one-piece construction.



Concealed Snap Flange

3" O.D. deep drawn, 22 gauge stainless steel cover with a satin finish. A 12 gauge stainless steel mounting plate is welded to the bar with 3 (three) mounting points.



Concealed Set Screw Flange

3" O.D. deep drawn 11 gauge satin finish stainless steel. 12 gauge tennon plate. Flange is secured to plate by means of four (4) 1/4 - 20 stainless steel tamper resistant set screws.

Identification:

Grab Bars - UG20x, 36" long surfaced mount, stainless steel tubing, peened surface, concealed snap flange. Provide appropriate blocking. Coordinate with Handicap Accessibility guideline requirements. Acceptable substitutes: Bobrick, American Standard.



UG20-A Grab Bars

Revised 03/11

JOB #:

ITEM #:

QUANTITY:

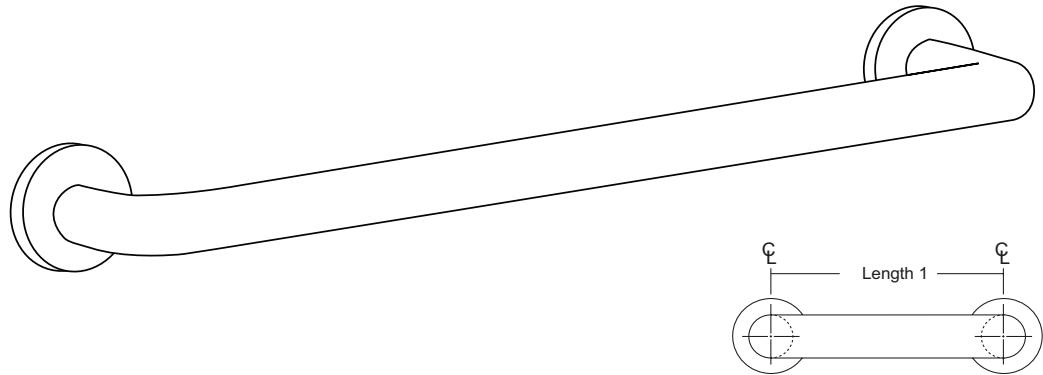
MOUNTING

HANDING

TYPE

SIZE

OTHER



SPECIFICATIONS & INSTALLATION

Tubing: Fabricated of #18 ga stainless steel with a #4 satin finish. Available in 1 1/4" outside diameter. All bends are formed by an automatic mandrel bending process. All bars maintain a constant 1 1/2" offset.

Finish: Standard finish is a #4 satin finish. For a non-slip finish (peened) add suffix X to model number. (Ex. UG20X-A)

Flange: Flanges are fabricated of 3" diameter, 1/2" drawn #11 ga stainless steel with #4 satin finish to match tubing. Flanges are heliarc welded to bar to form a one piece construction. Each flange is secured to concealed mounting plate with four (4) 1/4"-20 stainless steel tamper resistant set screws.

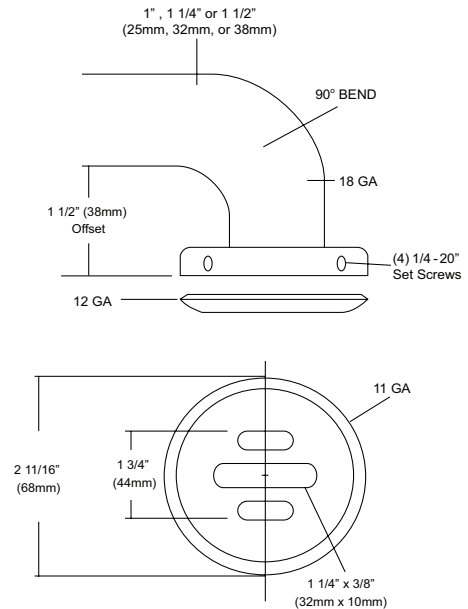
Strength: Bars with a 1 1/2" offset clearance will support loads in excess of 900lbs when properly installed. Bars with greater offsets will support loads up to 250lbs when properly installed.

Installation: Before installing grab bars, verify with all state and local codes for requirements on bar diameter and type finish. Recommended mounting heights for grab bars are 33" - 36" centerline above finished floor. All mounting of grab bars when possible should have in wall mounting back plates. Secure mounting plate to wall surface at specified location with proper anchors (snugly) until proper centerline dimension is achieved. Place bar over plates and secure with supplied set screws. (4 per flange).

Standard Lengths (Other sizes available upon request): 12", 16", 18", 24", 30", 32", 36", 42", 48", 50", 52", 54", 56"

NOTES

FLANGE INFORMATION



This information is subject to change without formal notice. If you need additional help, AJW has a technical support staff that is ready to assist you by phone: (845) 562-3332, fax: (845)562-3391, email: engineering@ajw.com or visit our website: www.ajw.com. Copyright © 2013 AJW Architectural Products

Identification:

Grab Bars-UG20x continued.

A01b
2 of 2



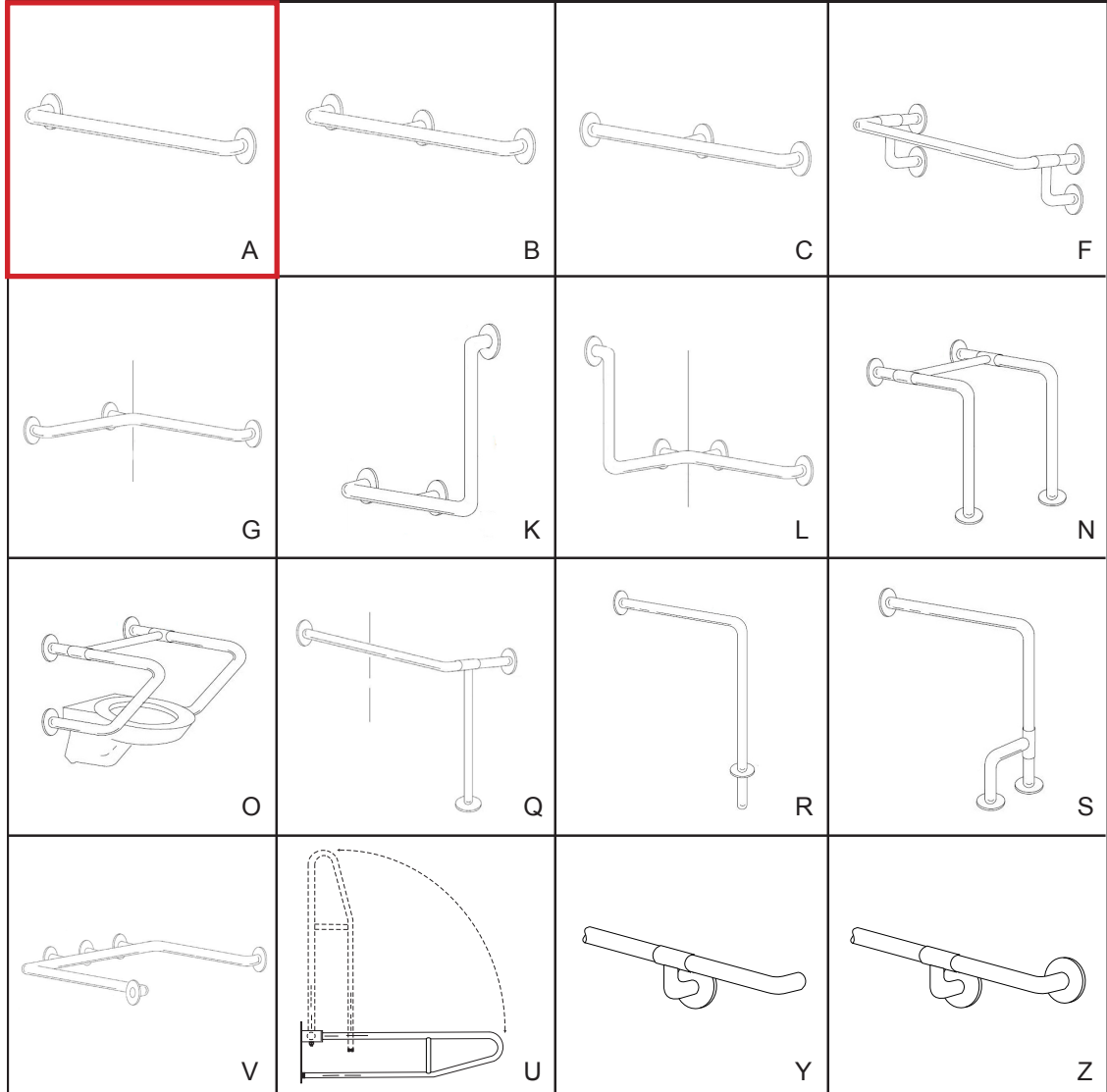
CONFIGURATIONS

Grab Bars

Job #:

Item #:

Quantity:



*When measuring and ordering grab bars, remember bars are sized centerline to centerline.

*Grab Bars comply with ADA Code 4.26.2

*Non-chloric and non-abrasive cleaners should be used to clean surface of bars and flanges.

*Custom sizes available upon request

This information is subject to change without formal notice. If you need additional help, AJW has a technical support staff that is ready to assist you by phone: (845) 562-3332, fax: (845) 562-3391, email: engineering@ajw.com or visit our website: www.ajw.com. Copyright © 2013 AJW Architectural Products

Identification:

Grab Bars - UG20x, vertically installed, 18" long surfaced mount, stainless steel tubing. Provide appropriate blocking. Coordinate with Handicap Accessibility guideline requirements. Acceptable substitutes: Bobrick, American Standard.

A01g
1 of 1



Georgia-Pacific Professional
1-866-HELLO GP (435-5647)
www.gppro.com

Compact® Vertical Double Roll Bathroom Tissue Dispenser

Enhance your washroom with stainless Compact tissue dispenser designed to look sleek & sanitary.



Description:

Our attractive Compact vertical double roll coreless bathroom tissue dispenser provides up to six times the capacity of single standard 2-ply rolls while maintaining your professional look. This dispenser delivers 3000 sheets of quality 2-ply tissue for continuous service and increased patron satisfaction. Automatic drop down feature provides users with continuous service and Lifetime Satisfaction offers peace of mind!

Features & Benefits:

- » Reduces maintenance costs with 3X the capacity vs. standard double roll dispensers and automatic drop down feature provides users with continuous service
- » Delivers user satisfaction & ease of use through high-quality 2-ply tissue and sturdy dispenser system conveys upscale fashionable look appropriate for any decor
- » Mounting brackets provide for easy installation and cleaning. Lifetime Satisfaction offers peace of mind

Product Details

Brand Owner	Georgia-Pacific
Brand	Compact®
MFG Part#	56782
Color	Stainless Steel
UP - UPC	073310567822
Each Per Ship Unit	1 Each
Items Per Each	0 Each
Case Total	1 Each
Dispenser (WxDxH)	6.000" x 6.500" x 13.500"
UNSPSC	47131710
Buy Multiple	1 EA

Case Shipping Info

Case GTIN	10073310567829
Case Gross Wgt	5.100 LBS
Case Net Wgt	4.800 LBS
Case Dimensions (LxWxH)	14.000" x 6.688" x 8.000"
Case Volume	0.433 CFT

Each Shipping Info

Each Gross Weight	5.1 LBS
Each Net Wgt	4.8 LBS
Each Dimensions	14.000" x 6.688" x 8.000"
Each Volume	0.433 CFT

Unit Shipping Info

TI-Qty/Layer	21
HI-Layers/Unit	6
Unit Qty	126
Unit Dimensions (LxWxH)	47.125" x 42.000" x 49.000"



0 73310 56782 2

printed:2/10/2015

© 2014 Georgia-Pacific Consumer Products LP. All rights reserved.

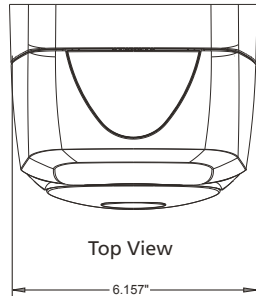
Identification:

Georgia-Pacific Compact Toilet Tissue Dispenser. Model #56782. Provide appropriate blocking. Coordinate with Handicap Accessibility guideline requirements.

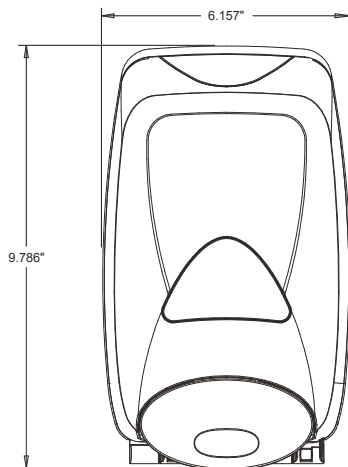
A02e
1 of 1

GOJO FMX-12™ DISPENSER DIMENSIONS

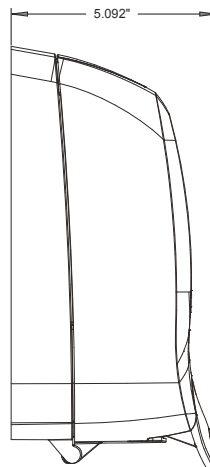
These dimensions apply to GOJO®, PURELL®, **PROVON®** and MICRELL® brand FMX-12 dispensers.



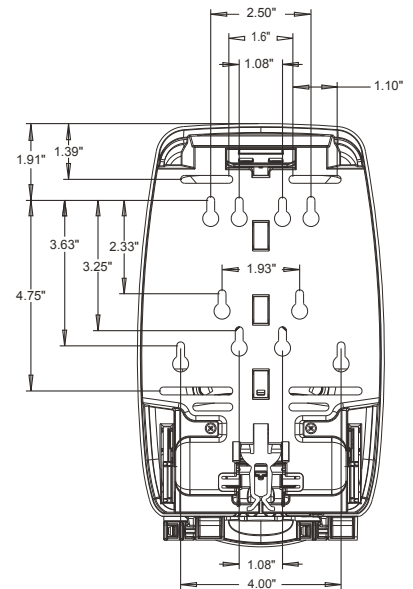
Use the dimensions provided to ensure adequate wall spacing and clearance for the unit.



Front View



Side View



Back View



GOJO Industries, Inc.
One GOJO Plaza, Suite 500
P.O. Box 991 • Akron, OH 44309-0991
Tel: 1-330-255-6000 • Toll-free: 1-800-321-9647
Fax: 1-800-FAX-GOJO

©2014. GOJO Industries, Inc. All rights reserved.

Identification:

Provon FMX-12 Dispensing Unit. Owner provided and installed. Contractor to provide wall blocking.

A03c
1 of 1

ANTISEPTIC GEL DISPENSER

BY OWNER
(N.I.C.)

Identification:

Antiseptic Gel Dispenser. Not in contract. Owner provided, Contractor installed. Coordinate with Handicap Accessibility guideline requirements. Provide blocking as required.

A03d

1 of 1

Nexa™

Hand Hygiene Dispensing Technology for the Modern Hospital

EFFICIENT. SAFE. ELEGANTLY SIMPLE. SUSTAINABLE.



Nexa Classic Manual

FLEXIBLE OPTIONS HELP IMPROVE EFFICIENCY

- Large bottle size extends interval between change-outs
- Small bottle fits in Classic dispenser
- Smaller footprint of Compact dispenser fits tight spaces
- Evacuates product more fully, compared to a leading competitive dispensing system, especially for gels and lotions
- Adjustable dosing helps improve staff satisfaction and manage product use

ENHANCING SAFETY THROUGHOUT YOUR FACILITY

- Antimicrobial protection in the manual dispenser pushbar works continuously to inhibit the growth of bacteria, mold and mildew that can cause degradation
- Optional locking mechanism helps deter tampering
- Meets ADA compliance requirements
- 750 mL size reduces alcohol quantity to support fire code compliance



Nexa Compact Touch Free

SIMPLICITY SUPPORTS YOUR REPUTATION FOR EXCELLENT CARE

- Language-free, color-coded badges make product identification easy
- The same bottle fits manual and touch free dispensers for optimized inventory management
- Product level and expiration date are visible through dispenser window

SUSTAINABLE SOLUTIONS FOR YOUR HOSPITAL AND THE PLANET

- HDPE recyclable bottle
- Less packaging waste
- Assembled in the USA

☐ ☒ All dispensers come in black or white.

ECOLAB®
Everywhere It Matters.™

Identification:

EcoLab Antiseptic Gel Dispenser. Model # 92021188 White/8. Provide appropriate blocking. Coordinate with Handicap Accessibility guideline requirements.

A03e
1 of 2

Sophisticated design and enhanced simplicity

DISPENSER OPTIONS FOR EVERY NEED

Two sizes, two dispensing options and two colors give you flexible choices to meet the hand hygiene needs of your facility.

SIZES

CLASSIC

- Holds 1250 mL soap or 1200 mL sanitizer
- Large bottle size extends interval between change-outs
- Holds large or small bottle

COMPACT

- Smaller footprint fits tight spaces to help you increase availability of dispensers
- Smaller sanitizer size means less alcohol per dispenser, so you can extend dispenser access within fire code limitations

DISPENSING OPTIONS

MANUAL

- Worry free and environmentally friendly
- No batteries to wear out, change or dispose of

TOUCH FREE

- Improved battery life
- Easy battery change—no tools required
- Thumb screws prevent screws from getting lost

WORKING TOGETHER TO PROMOTE BETTER HAND HYGIENE

- Complete installation management
- Onsite support to oversee your conversion
- Simple installation
- Comprehensive staff training

CLASSIC		COMPACT	
Dimensions: 11.1" x 6.12" x 3.97" With drip tray: 18.3" x 6.12" x 3.97"		Dimensions: 9.34" x 5.5" x 3.97" With drip tray: 16.54" x 5.5" x 3.97"	
MANUAL	TOUCH FREE	MANUAL	TOUCH FREE
92023021 White/8	92021188 White/8	92023000 White/6	92021184 White/6
92023022 Black/8	92021189 Black/8	92023020 Black/6	92021183 Black/6
			

☐ ☒ All dispensers come in black or white.

ANTIBACTERIAL SOAP	LOTION
Bacti-Foam® 6000070 6/750 mL 6000090 4/1250 mL	Revitalizing Skin Lotion Fragrance Free 6000062 6/750 mL
HAND SOAP	HAND SANITIZER
Endure® Foam 6000061 6/750 mL 6000069 4/1250 mL Endure® Sensitive Skin Foam 6000063 6/750 mL 6000084 4/1250 mL	Quik-Care® Nourishing Foam 6000082 6/750 mL 6000098 4/1200 mL Quik-Care® Foam 6000073 6/750 mL 6000094 4/1200 mL Express Gel 6000083 6/750 mL 6000099 4/1200 mL
BODY WASH	
Total Body Shampoo 6000064 6/750 mL	

World Headquarters
370 Wabasha Street N St. Paul, MN 55102
www.ecolab.com 866 781 8787
©2013 Ecolab USA Inc. All rights reserved.

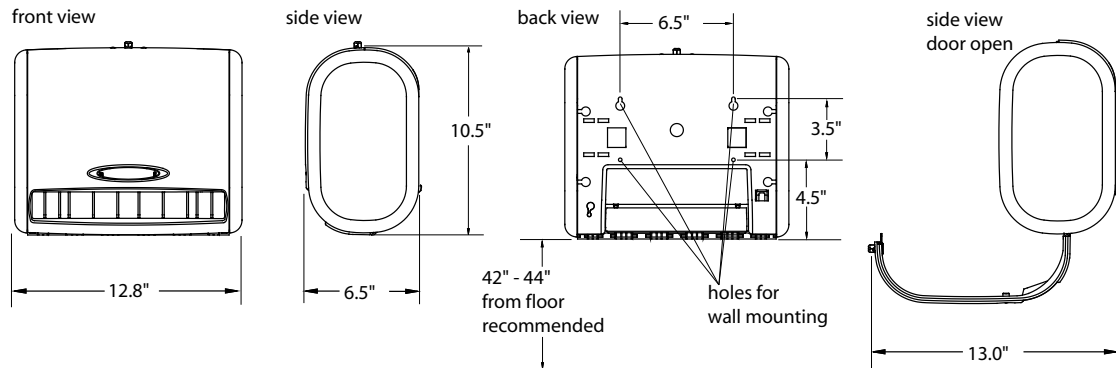
ECOLAB®
Everywhere It Matters.™

Identification:

EcoLab Antiseptic Gel Dispenser. Model # 92021188 White/8. Provide appropriate blocking. Coordinate with Handicap Accessibility guideline requirements.

A03e
2 of 2

SofPull® Automated Towel Dispenser



LOADING INSTRUCTIONS

To load the batteries, locate the compartment in the bottom of the dispenser. Remove the battery compartment cover by sliding the cover in the direction of the arrows to unlock. Then place the batteries inside the compartment according to the battery diagrams. Replace battery compartment cover and slide in the direction of the arrows to lock. Three red lights will appear on the dispenser sensor when batteries are properly loaded.

To load the paper towels, place the roll on the roll holder supports with the paper feeding from underneath the roll. Push the end of the paper in between the two feed rollers. Press the blue manual feed button and the paper will load. Close the dispenser cover.

OPERATION

This Sofpull® dispenser will only function properly if the correct Sofpull® towel is placed in the dispenser.

The dispenser runs on four D-cell alkaline batteries (included) and has a low battery indicator light.

The dispenser features two dispensing modes: and on demand mode, where a new towel is presented when a hand is waved in front of the sensor; and a hanging towel mode, where a new towel is dispensed as soon as the current towel is removed from the dispenser.

The dispenser also features adjustable settings for paper length (S,M,L) and time delay, which is the amount of time between dispenses.

INSTALLATION

Position the dispenser so there is room to access the lock and open the cover. Mark the holes on the wall. Drill holes for appropriate wall anchors and screws. Tighten screws to attach the dispenser to the wall.

IMPORTANT SAFETY INSTRUCTIONS

When using an electrical furnishing, basic precautions should always be followed, including the following:

Read all instructions before using the towel dispensing system.

DANGER – To reduce the risk of electric shock:

1. Always unplug this furnishing from the electrical outlet before cleaning.

WARNING – To reduce the risk of burns, fire, electrical shock, or injury to persons:

1. Unplug from outlet before putting on or taking off parts.
2. Close supervision is necessary when this furnishing is used by, or near children, invalids, or disabled persons.
3. Use this furnishing only for its intended use as described in these instructions. Do not use attachments not recommended by the manufacturer.
4. Never operate this furnishing if it has a damaged cord or plug, if it is not working properly, if it has been dropped or damaged, or dropped into water. Return the furnishing to a service center for examination and repair.
5. Keep the cord away from heated surfaces.
6. Never operate the furnishing with the air openings blocked. Keep the air openings free of lint, hair and the like.
7. Never drop or insert any object into any opening.
8. Do not use outdoors.
9. Do not operate where aerosol (spray) products are being used or where oxygen is being administered.
10. Do not mix old and new batteries.
11. Do not mix non rechargeable and rechargeable batteries.

SPECIFICATIONS

The cover and back housing are constructed of plastic.

WEIGHT

4.94 lbs (without batteries or paper installed)

DIMENSIONS

10.5"H x 12.8"W x 6.5"D

The installation description and illustration herein are to serve as a guide. Georgia-Pacific reserves the right and does from time to time make changes and improvements in design, dimensions and subsequent installation instructions. Georgia-Pacific does not take responsibility for any damage, or injury to persons or property or any other incidental or consequential losses due to these installation instructions.

For questions or comments, please call

1-866-HELLO GP (435-5647)

GP5228.1008

Sofpull® is a registered trademark of Georgia-Pacific Corporation 2011. Georgia-Pacific Corporation. All rights reserved.

Identification:

Georgia-Pacific SofPull, Automated Paper Towel Dispenser. Model #58487. Owner provided and installed. Contractor to provide wall blocking. Manufacturer: Georgia Pacific or approved equal.

A05d
1 of 1



U711 Series Channel Frame Mirror

Revision 02/12

JOB #:

ITEM #:

QUANTITY:

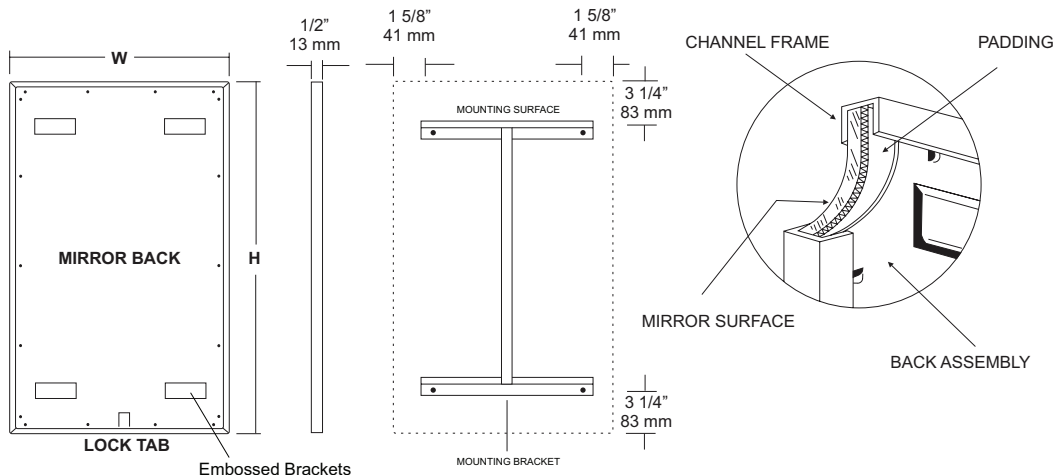
MOUNTING

HANDING

TYPE

SIZE

OTHER



SPECIFICATIONS

Frame: Fabricated of #20 ga stainless steel, #4 satin finish. Roll formed 1/2" x 1/2" x 1/2" channel frame has mitered corners and secured with stainless steel rivet.

Mirror: 1/4" thick type 1 transparent flat type, class 1 - clear glass mirrors. Mirror is coated with silver and sealed with a uniform electrolytic copper plating, along with two coats of paint for added protection. Mirrors are guaranteed against silver spoilage for a period of 15 years. Mirrors conform to ASTM C1036 and ASTM C1503-R8.

Filler: Full size, 1/8" shock absorbing, water resistant, nonabrasive, polyethylene padding protects all concealed mirror surfaces.

Back: #20 ga pre-plated galvanized steel, with embossed horizontal lower mounting brackets. Embossed theft resistant pressure activated clip lock device, locks mirror in place to wall hangers.

Hangers: Fabricated of #20 ga pre-plated steel galvanized steel with mounting points.

Standard Sizes Available (W x H): 16"x24", 16"x20", 16"x30", 18"x24", 18"x30", 18"x36", 20"x60", 24"x30", 24"x36", 24"x42", 24"x48", 24"x60", 24"x72", 18"x60", 24"x60", 18"x72"

Mirrors conform to Federal Specifications DD-M-00411b & DD-g-541D.

Options:

-VC: Safety Glass(Vinyl clad)

-T: Tempered Glass

-LG: Laminated Glass

-PM: Plastic Acrylic

-8B: #8 Reflective s/s

-LX: Polycarbonate

Max size-8B mirrors: 72" x 47 1/2"

Mirrors are always ordered Width x Height

Fabricated to a tolerance of ± 1/8"

INSTALLATION

Coordinate installation with architect / contractor for specific mounting location and height for each mirror application. Making sure "I" bracket is level, transfer all mounting point locations to wall surface from drawing. Secure brackets with proper fasteners for each application. Slide mirror down over horizontal brackets until clip lock secures mirror in place. Mirror can only be removed by inserting tool through hole at bottom of frame depressing clip. This will allow mirror to slide up over brackets. Fillers are available if mirrors are mounted above and below tile line. (U004 Filler) filler material will match mirror frame to form a one piece construction.

To meet ADA Code, bottom edge of reflective surface can be no higher than 40" above finished floor. (4.19.6) Full length mirrors may be used for universal application when installed in correct locations.

Abrasive cleaners & chloric solutions should not be used on mirrors. Discoloring and /or scratching of frame and reflective surface may occur.

NOTES

This information is subject to change without formal notice. If you need additional help, AJW has a technical support staff that is ready to assist you by phone: (845) 562-3332, fax: (845)562-3391, email: engineering@ajw.com or visit our website: www.ajw.com. Copyright © 2013 AJW Architectural Products

Identification:

AJW U711 Series. Channel frame, surface mounted mirror with tempered glass. Provide appropriate blocking. Coordinate with Handicap Accessibility guideline requirements.

A06e
1 of 1

MANUAL DIFFERENTIAL COUNTER

BY OWNER
(N.I.C.)

Identification:

Manual Differential Counter. Not in contract, Owner provided and installed.

A62d

1 of 1

SPECIMEN RACKS

BY OWNER
(N.I.C.)

Identification:

Specimen Racks. Not in contract, Owner provided and installed.

A81a

1 of 1

FIRE EXTINGUISHER

BY OWNER
(N.I.C.)

Identification:

Fire Extinguisher. Owner supplied, Contractor installed.

A91a

1 of 1

EQUIPMENT MANUAL

Communication Equipment

Identification:

Equipment description and/or comment.

C items

OFFICE TELEPHONE

Identification:

Office telephone. Provide drop and rough in box. Install appropriate blocking at wall mounted phones.

C08a

1 of 1

SHARP | AQUOS

HD 40" CLASS
(39.5" Diagonal)
Full HD 1080p LED Smart TV

LC-40LE653U
(39.5" Diagonal)

SMARTCENTRAL™ APPS WITH BUILT-IN
WEB BROWSER AND WI-FI™¹

ULTRA-NARROW BEZEL AND A SLEEK,
MODERN STAND

3 HDMI®, MHL®, 1 USB

WALLPAPER MODE DISPLAYS VIRTUALLY
ANY IMAGE WHEN THE TV IS TURNED OFF



SMART FULL HD 1080P TV

The AQUOS LC-40LE653U gives you gorgeous, reliable performance with SmartCentral™ Apps for smart TV access. Add to that its ultra-narrow bezel and sleek, modern design, Wallpaper Mode, two HDMI inputs including MHL and built-in 20w audio, and you've got a great all-around Full HD Smart LED TV.

Identification:

Sharp 40" HD Smart TV, model # LC-40LE653U. Owner provide and installed. Contractor to provide appropriate blocking and connections.
Manufacturer: Sharp or approved equal.

C12e
1 of 2

SHARP | AQUOS

LC-40LE653U
(39.5" Diagonal)

HD 40"
CLASS
(39.5" Diagonal)
Full HD 1080p LED Smart TV

SPECIFICATIONS

DISPLAY SPECIFICATIONS

Type	LCD
Backlight Type Source	LED
Panel Resolution	1920 x 1080, Full HD
Aspect Ratio	16x9
Dynamic Contrast Ratio	4,000,000:1
Native Refresh Rate	60Hz
AquaMotion	No

BROADCAST SYSTEM

Analog	NTSC
Digital	ATSC/QAM

SMART TV FEATURES

Smart Platform	SmartCentral™ Apps
Android TV™ with Google Play™	No
Processor	Dual Core
Remote Control App (iOS/Android)	Yes
Web Browser	Yes
Miracast	Yes
Split-Screen Web + TV	No
Home Network Sharing	Yes
DLNA® Certified	No
MHL® Compatible	Yes
4K Streaming incl. Netflix® (HEVC), YouTube® (VP9)	No

AV INPUTS/OUTPUTS

RS-232C	No
SD- Card Slot	No
PC In (1-15 pin D-sub)	No
Total USB Input	1
USB feature	Photo/Music/Video/Software Update
Total HDMI Inputs	2
HDCP 2.2	No
ARC (Audio Return Channel)	Yes (HDMI 1)
MHL®	Yes (HDMI 2)
RF in (Antenna/Cable)	1 (Down) F-type
Component Video Input	1
Composite Video Input	1
Audio Inputs	2
Audio Output	1
Digital Audio Output	1 Optical
Analog Stereo Output	1 (RCA)

VIDEO

THX® Certified	No
SPECTROS™ Rich Color Display	No
Revelation™ Upscaler	No
AquaDimming™ Technology	No
Pixel-Splitting Technology	No
Quattron™ Technology	No
Optical Picture Control (OPC)	No
Noise Reduction	Yes

CONNECTIVITY

Ethernet	Yes
Built-in Wireless	Yes (802.11 b/g/n)
IP Control	No

AUDIO

Speakers (channel)	2
Speaker Location	Bottom, Down Firing
Speaker Output Power	10W+10W
Surround Effect	Yes
Auto Volume Control	Yes
Headphone Jack	No
Wall Mount Setting	No
Compatible Sound Bar	Sharp HT-SB30D 2.0 Channel

SPECIAL FEATURES

Wallpaper Mode	Yes
Gaming Mode	Yes
AQUOS Advantage Live	
Powered by Update Logic	Yes
Bluetooth® Wireless Keyboard + Mouse, Audio (Sold separately)	No
4K Playback (Up to 60 fps)	No

CONVENIENCE FEATURES

Remote Type	Standard (GJ221-C)
SmartCentral™ Remote Control Link (IR Blaster)	No
Power Saving Mode	Yes
Auto Power Off	No
Parental Control (V-Chip)	Yes
Sleep Timer	Yes
Closed Caption	Yes
Language (English/French/Spanish)	Yes

DESIGN

Bezel Size (inches)	0.5"
Bezel Color/Finish	Black
Frame Color/Finish	Black
Stand Color	Black
Dual-Position Stand	No

WALL MOUNT

VESA Compliant	Yes (200mm x 200mm)
----------------	---------------------

POWER

Power Source (Voltage, Hz)	AC 120V, 60 Hz
ENERGY STAR® Qualified	Yes

DIMENSIONS/WEIGHT(inches/lbs.)

Excluding Stand (w x h x d)	35.5" x 20.54" x 2.83"
Including Stand (w x h x d)	35.5" x 21.91" x 7.56"
Product Weight (Excl. Stand/Incl. Stand)	14.77 lbs / 16.31 lbs
Shipping (w x h x d)	42.13" x 24.21" x 5.59"
Shipping Weight	24.91 lbs

WARRANTY/UPC

Parts	1 year limited
Labor	1 year limited
UPC	074000376809

© 2015 Sharp Electronics Corporation. All rights reserved.

Sharp, AQUOS, SmartCentral and related trademarks are trademarks or registered trademarks of Sharp Corporation and/or its affiliated entities. THX and the THX Certified logo are trademarks of THX Ltd., registered in the United States and other jurisdictions. Netflix is a registered trademark of Netflix, Inc. Pandora is a registered trademark of Pandora Media, Inc. YouTube, Google Play and Android are trademarks of Google Inc. MHL and the MHL logo are a trademark, registered trademark or service mark of MHL, LLC in the United States and/or other countries. HDMI, the HDMI logo and High-Definition Multimedia Interface are trademarks or registered trademarks of HDMI Licensing LLC in the United States and other countries. All other trademarks are property of their respective owners.

Product specification and design are subject to change without notice.

SHARP ELECTRONICS CORPORATION
Sharp Plaza, Mahwah, NJ 07495-1163
1.800.BE.SHARP • www.sharpsusa.com

2-04-2015 R1 14L20

Identification:

Sharp 40" HD Smart TV, model # LC-40LE653U. Owner provide and installed. Contractor to provide appropriate blocking and connections.
Manufacturer: Sharp or approved equal.

C12e
2 of 2

HPF650



Display size
32"-55"



Max load
60lb (27kg)

Pull-Out Pivot Wall Mount

FOR 32" TO 55" DISPLAYS

The HPF650 combines the best features of our FPS-1000 in one contemporary lightweight design, making it essential for on-wall or recessed/in-furniture application. With 30° of built in swivel, the HPF650 ensures your guests will always be able to find the perfect desired viewing angle. This mount is VESA® compliant, and accommodates virtually any flat panel display up to 60lb. Equipped with functionality, maximum aesthetics, versatile installation and endless display compatibility options, the HPF650 is the ideal solution for any hospitality or residential application.

HPF650's ability to automatically center the display, whether extended or retracted, and in-furniture mounting option makes integrating a TV into any hospitality or residential application a breeze.



Additional Features

- ✓ Flush mountable for in-furniture applications when used in conjunction with the in-furniture bracket accessory, ACC-HPF650, for a clean finished look
- ✓ Can be dual mounted to 16" studs or single stud
- ✓ Built-in swivel up to ±30° provides adjustable viewing angles
- ✓ Easy pull-out pivot provides quick maintenance access
- ✓ With a turn of a screw, the adjustable latching mechanism allows you to control the tension required to close the mount against the wall
- ✓ Supports VESA® patterns from 200 x 200 to 400 x 400mm
- ✓ The I-Shaped Adaptor plate's innovative design helps avoid blocking connections on back of display
- ✓ Security screws prevent tampering and theft



Fully retracted

- **AUTO CENTERING**
Extended or retracted, the display remains centered on the mount



- **ADJUSTABLE LATCH TENSION**
Set the closure tension to suit your install preferences



- **CONTEMPORARY/LIGHTWEIGHT DESIGN**
Fits perfectly into any room decor



Quick maintenance access



info@peerless-av.com
peerless-av.com

peerless-AV®

Identification:

Peerless AV HPF650, Television Wall Mount, Owner provided and Contractor installed.
Provide appropriate blocking and connections.
Manufacturers: Peerless AV or approved equal.

C16c
1 of 2

Model Numbers

WARRANTY: Limited 5-year

HPF650 Pull-Out Pivot Wall Mount for 32"-55" Displays

Product Specifications

	DIMENSIONS (W x H x D)	PRODUCT WEIGHT	LOAD CAPACITY	FINISH	AVAILABLE COLORS
HPF650	20.65" x 16.74" x 2.32"-11.29" (525 x 425 x 59-287mm)	13.40lb (6kg)	60lb (27kg)	Powder coat	Black

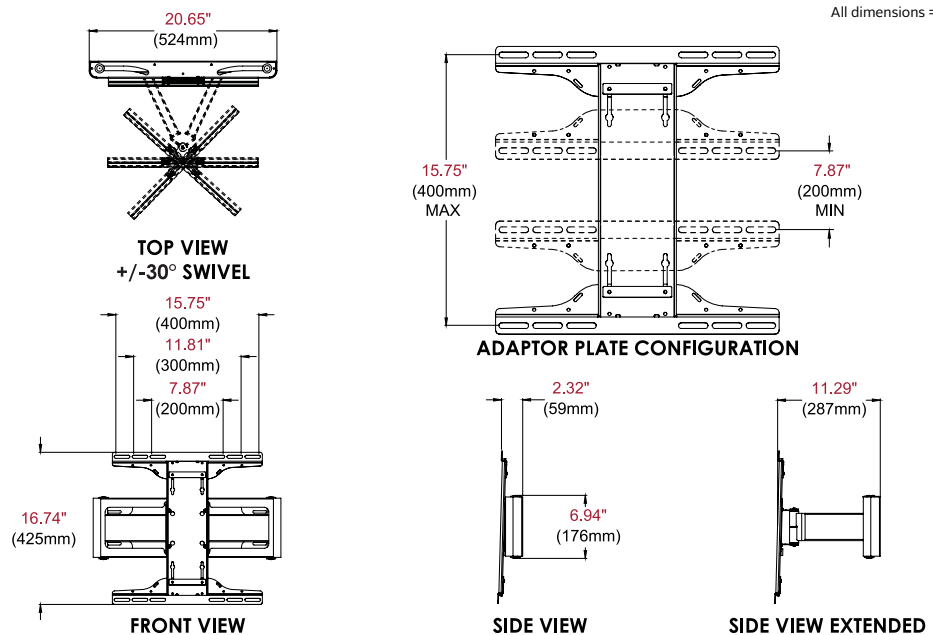
Package Specifications

	PACKAGE SIZE (W x H x D)	PACKAGE SHIP WEIGHT	PACKAGE UPC CODE	PACKAGE CONTENTS	UNITS IN PACKAGE
HPF650	21.25" x 12.5" x 4.0" (540 x 318 x 102mm)	14.81lb (6.72kg)	735029298052	Wall mount, universal adaptor and mounting hardware	1

Accessories

ACC-HPF650: In-furniture Bracket
IBA3AC: Recessed Cable Management and Power Storage Accessory Box*

*Works with most displays 42" and larger without being visible from behind when used with the HPF650.
Verify dimensions for confirmation of compatibility.



Architect Specifications

The Pull-Out Pivot Wall Mount shall be a Peerless-AV model HPF650 and shall be located where indicated on the plans. Assembly and installation shall be done according to instructions provided by the manufacturer.

Visit peerless-av.com to see the complete line of AV solutions from Peerless-AV, including outdoor displays, wireless, kiosks, digital audio, display mounts, projector mounts, carts/stands, and a full assortment of accessories.

Peerless-AV
2300 White Oak Circle
Aurora, IL 60502 USA
(800) 865-2112
(630) 375-5100
Fax: (800) 359-6500

Peerless-AV Europe
Unit 3 Watford Interchange
Colonial Way, Watford
Herts, WD24 4WP
United Kingdom
+44 (0) 1923 200100
Fax: +44 (0) 1923 200101

Peerless-AV de México
Ave de las Industrias 413
Parque Industrial Escobedo
Escobedo, N.L.,
Mexico 66050
+52 (81) 8384-8300
Fax: +52 (81) 8384-8360

peerless-AV®

© 2015 Peerless Industries, Inc. Peerless-AV® is a registered trademark of Peerless Industries, Inc. All rights reserved.

LIT-1084 rev.3

Identification:

Peerless AV HPF650, Television Wall Mount, Owner provided and Contractor installed.
Provide appropriate blocking and connections.
Manufacturers: Peerless AV or approved equal.



C16c
2 of 2

CLINICAL WORKSTATION

Identification:

Clinical Workstation. Provide appropriate millwork mounting bracket where required. Refer to millwork elevations for locations. Provide appropriate electrical and communications connections.

C17a
1 of 1



Highlights

- Increase viewing comfort—help reduce eye, back and neck strain
- Upgrade LCD monitors and TVs with improved ergonomic adjustment
- Designed with our patented Constant Force™ lift-and-pivot motion technology, displays are easily positioned with just a light touch
- Cable management feature routes cables under the arm, out of the way
- 13" (33 cm) height range meets the ergonomic needs of more than nine out of ten adults
- Compact design frees up space. Arm folds back over the base into a compact retracted position so it's perfect for space-constrained areas
- Passes Ergotron's 10,000-cycle motion test
- Made from durable polished aluminum
- Includes 10-year warranty



ERGOTRON®

LX Desk Mount & Wall Mount LCD Arms



Unparalleled range of motion for ergonomic comfort and enhanced productivity!

The LX LCD Arm is the perfect desk or wall mount accessory to add flexibility and superior ergonomics to your LCD monitor or TV. Sleek and streamlined, it frees up space and allows you to easily position your display for greater productivity. It's ideal for home and office use, especially in situations where several people use the same display.

LX Arms feature Ergotron's patented Constant Force™ lift-and-pivot motion technology. With just a light touch of your hand you can easily lift, swing, tilt or rotate your display.

Other features include:

- Excellent performance; affordable ergonomics
- Arm extends LCD up to 25" (64 cm) or 34" (86 cm) when a second extension is used. Push it back out of the way when not in use
- Choose from Wall Mount or Desk Mount solutions

© 2014 Ergotron, Inc. www.ergotron.com All rights reserved

Identification:

Hospital Workstation with Monitor Arm Wall Mount. Ergotron LX Wall Mount LCD Arm #45-243-026. Owner provided.
Manufacturer: Ergotron or approved equal.

C17e
1 of 2

#:



Position your display for maximum ergonomic comfort to relieve eye, neck and back strain

Free up your table or desktop to increase your workspace

Rotate screen for portrait viewing of photos and pages—eliminate scrolling

Easy-to-use, simple installation and effortless operation

The sleek and elegant design of the LX arm embellishes your desk and makes your office into a more enjoyable working environment

Save costs by improving the health of the workforce due to reduced neck and back strain

Adjustment range of the LX Arm allows LCD to be lowered into a position that is comfortable for people wearing bifocals or using a tablet PC

LX LCD Arm can be used without its extension or with a second 9" extension



LX Extension
increases reach
by 9" (23 cm)



Tall Pole
13.25" (33,6 cm)



Add Notebook Tray (ordered separately, 50-193-200)
to hold a laptop



Ideal for users who wear bifocals



**LX Desk Mount
LCD Arm**



**LX Desk Mount
LCD Arm, Tall Pole**



**LX Wall Mount
LCD Arm**

Part # (color)	45-241-026 (polished aluminum)	45-295-026 (polished aluminum)	45-243-026 (polished aluminum)
Product Includes	Arm, extension, desk clamp and grommet mount bases. Desk clamp attaches to surface edge .4-2.4" (10-60 mm) thick; grommet mount attaches through surface hole .31-2" (8-50 mm) wide and up to 3" (76 mm) thick	Arm, extension, tall pole, desk clamp and grommet mount bases. Desk clamp attaches to surface edge .4-2.4" (10-60 mm) thick; grommet mount attaches through surface hole .31-2" (8-50 mm) wide and up to 3" (76 mm) thick	Arm, extension, wall-mount base. Attach directly to sturdy vertical surface. Wall track recommended (order separately)
Typical LCD Size	≤ 32"	≤ 32"	≤ 32"
LCD SIZE IS APPROXIMATION. DIMENSION IS DIAGONAL MEASUREMENT OF SCREEN. LCD SIZE MAY BE EXCEEDED AS LONG AS SCREEN WEIGHT DOES NOT EXCEED MAXIMUM WEIGHT CAPACITY OF THE MOUNT.			
Weight Capacity	5-25 lbs (2,3-11,3 kg)	5-25 lbs (2,3-11,3 kg)	5-25 lbs (2,3-11,3 kg)
Lift	13" (33 cm)	13" (33 cm)	13" (33 cm)
Tilt	75° ↑ 70° / ↓ 5°	75° ↑ 70° / ↓ 5°	75° ↑ 70° / ↓ 5°
Pan	360°	360°	360°
Rotation	360°	360°	360°
VESA	MIS-D	MIS-D	MIS-D
Depth	—	—	4.3" (10,9 cm)
Extension	≤ 25" (64 cm)	≤ 25" (64 cm)	25" (64 cm)
Warranty	10 years	10 years	10 years
Shipping Weight	9.75 lbs (4,4 kg)	11 lbs (5 kg)	7.0 lbs (3,2 kg)
Shipping Dimensions	25.5"H x 11.25"W x 7.25"D (65 x 29 x 18 cm)	23"H x 11.25"W x 6.5"D (58,5 x 28,5 x 16,7 cm)	20.75"H x 11.25"W x 7.5"D (53 x 29 x 19 cm)

© 2014 Ergotron, Inc. rev. 08/01/2014/EA Literature made in US
Content is subject to change without notification

**Americas Sales and
Corporate Headquarters**

St. Paul, MN USA
(800) 886-8458
+1-651-681-7600
www.ergotron.com
sales@ergotron.com

EMEA Sales

Amersfoort, The Netherlands
+31 33 45 45 600
www.ergotron.com
info.eu@ergotron.com

APAC Sales

Tokyo, Japan
www.ergotron.com
apaccustomerservice@ergotron.com

Worldwide OEM Sales

www.ergotron.com
info.oem@ergotron.com

ERGOTRON®

NORTEK A Nortek Company

Identification:

Hospital Workstation with Monitor Arm Wall Mount. Ergotron LX Wall Mount LCD Arm
#45-243-026. Owner provided.
Manufacturer: Ergotron or approved equal.

C17e
2 of 2

Data sheet

HP Color LaserJet Enterprise M553 series



A fast and energy-efficient printer that delivers vibrant, professional-quality color documents.

Speed and color are the perfect pair for your business. That's why this energy-efficient printer and Original HP Toner cartridges with JetIntelligence combine to produce vibrant, professional-quality documents right when employees need them.



HP Color LaserJet Enterprise M553n



HP Color LaserJet Enterprise M553dn



HP Color LaserJet Enterprise M553dh



HP Color LaserJet Enterprise M553x

High-speed performance meets energy efficiency

- Print from sleep mode in as fast as 9 seconds.² Get two-sided prints as quickly as one—up to 40 ipm.³
- This printer uses exceptionally low amounts of energy—thanks to smart media-sensing and toner technology.⁴
- Equip employees to breeze through tasks with the adjustable 4.3-inch (10.9 cm) color touchscreen.
- Consistently print high-quality documents across a variety of media—including A5—with automatic media sensing.

Your fleet—simple, protected, streamlined

- Centralize control of your print environment with HP Web Jetadmin⁵—and help build business efficiency.
- Protect sensitive data—use embedded or optional features, including HP JetAdvantage Security Solutions.⁶
- Easily develop, deploy, and add on HP and third-party solutions. Choose the optional 1 GB memory upgrade.⁷
- Increase security, restore control, and help avoid additional expenses—with HP JetAdvantage Private Print.⁸

Print whenever business demands

- Enable wireless direct printing in the office—from mobile devices—without accessing the network.⁹
- Print with just a touch of your NFC-enabled mobile device to this printer—no network needed.¹⁰
- Easily print from a variety of smartphones and tablets—generally no setup or apps required.¹¹

More. Pages, Performance, and Protection.

- Original HP Toner cartridges with JetIntelligence deliver more pages per cartridge than predecessors.¹²
- Count on professional quality at fast speeds—high-performance toner works best with your HP printer.
- Help ensure the authentic HP quality you paid for with anti-fraud and cartridge authentication technology.
- Print right away with preinstalled cartridges. Replace them with optional high-yield cartridges.¹³

² Measured using ISO/IEC 17629. For more information, see hp.com/go/printerclaims. Exact speed varies depending on the system configuration, software driver, and document complexity. ³ Measured using ISO/IEC 24734 and excludes first set of test documents. For more information, see hp.com/go/printerclaims. Exact speed varies depending on the system configuration, software application, driver, and document complexity. ⁴ Based on HP testing using the ENERGY STAR[®] program's Typical Electricity Consumption (TEC) method or as reported in energystar.gov vs. competitive single-function color laser printers with print speeds between 31 and 44 pages per minute (ppm) as of November 2014. Actual results may vary. ⁵ Some solutions require download or additional purchase. Learn more at hp.com/go/printingsolutions. ⁶ Universal device plug-in is offered with HP Web Jetadmin 10.3 SR4 and higher. HP Web Jetadmin is free and available for download at hp.com/go/webjetadmin. ⁷ Solutions deployed through the Hardware Integration Pocket (HIP) may require additional purchase. ⁸ Available only in North America and select European countries. ⁹ Standard only on the HP LaserJet Enterprise M553x. Feature is available at no charge and requires the printer be connected to the Internet with web services enabled. For more information, see hpetadvantage.com. ¹⁰ Wireless direct printing is standard on the HP LaserJet Enterprise M553x only. Requires purchase of optional module, available fall 2015, for the LaserJet Enterprise M553n and M553dn. Mobile device needs to be connected directly to the Wi-Fi network of a wireless direct-capable MFP or printer prior to printing. Depending on mobile device, an app or driver may also be required. Wireless performance is dependent on physical environment and distance from the access point in the MFP or printer. For details, see hp.com/go/businessmobileprinting. ¹¹ Touch-to-print capability is standard on the HP LaserJet Enterprise M553x only. Requires purchase of optional HP Jetdirect 3000w NFC/wireless accessory, available fall 2015, for the LaserJet Enterprise M553n and M553dn. Mobile device must support near-field communications (NFC)-enabled printing. For more information, see hp.com/go/mobileprinting. ¹² Local printing requires mobile device and printer be on the same network or have a direct wireless connection. Wireless performance is dependent on physical environment and distance from access point. Wireless operations are compatible with 2.4 GHz operations only. Remote printing requires an Internet connection to an HP Web-connected printer. App or software and HP ePrint account registration may also be required. Wireless broadband use requires separately purchased service contract for mobile devices. Check with service provider for coverage and availability in your area. See hp.com/go/mobileprinting for more details. Some features require purchase of an optional accessory, available fall 2015. ¹³ More pages vs. predecessor cartridges claim based on page yield comparison of HP 507A/X LaserJet Black Toner Cartridges to HP 508A/X LaserJet Black Toner Cartridges, and HP 507X LaserJet Cyan, Magenta, and Yellow Toner Cartridges to HP 508X LaserJet Cyan, Magenta, and Yellow Toner Cartridges. The claim does not apply to the HP 508A Cyan, Magenta, and Yellow LaserJet Toner Cartridges. For more information, see hp.com/go/learnaboutsupplies. ¹⁴ High-yield Original HP 508X LaserJet Toner cartridges not included; please purchase separately. ¹⁵ An administrator must enable the easy-access USB port before use.

Identification:


HP Color Laserjet Enterprise M553dn Series Printer. Owner provided and installed.
Contractor to provide appropriate connections.
Manufacturer: HP or approved equal.

C19b
1 of 4

Product walkaround





1. Intuitive 4.3-inch (10.9 cm) color VGA control panel tilts up for easier viewing (Available on X bundle only)
2. Home button (returns to home screen)
3. Hardware Integration Pocket (HIP) for solution integration
4. Easy-access USB port to print files directly¹⁴
5. Right door (access to the fuser and to clear jams)
6. Convenient front on/off switch
7. 100-sheet multipurpose tray
8. Front door access to Original HP Toner cartridges with JetIntelligence
9. Lower-right door (access to clear jams)
10. Two 550-sheet input trays for a 1,200 sheet total input capacity
11. 250-sheet output bin
12. Built-in wireless direct⁹/NFC¹⁰
13. Built-in automatic two-sided printing
14. 1 GB standard memory (upgradeable to 2 GB) and a 1.2 GHz processor
15. Access port for optional Kensington-style lock
16. HP Jetdirect Gigabit Ethernet embedded print server
17. Hi-Speed USB 2.0 printing port
18. Hi-Speed USB 2.0 port (for connecting third-party devices)

HP Color LaserJet Enterprise M553x



Close-up of I/O ports

Series at a glance

				
Model	M553n	M553dn	M553dh	M553x
Product number	B5L24A	B5L25A	B5L27A	B5L26A
100-sheet multipurpose tray, 550-sheet input tray 2	✓	✓	✓	✓
550-sheet input tray 3	Optional	Optional	Optional	✓
2 550-sheet input trays 4 and 5	Optional	Optional	Optional	Optional
Printer cabinet	Optional	Optional	Optional	Optional
Control panel	4-line color display with keypad	4-line color display with keypad	4-line color display with keypad	Adjustable 4.3-inch (10.9 cm) color touchscreen
HP High Performance Secure Hard Disk drive <small>*Note HP FIPS 140 high-performance secure hard disk drive (M553dh)</small>	Optional	Optional	✓	Optional
Hardware Integration Pocket (HIP)	Not available	✓	✓	✓
Automatic duplexing	Not available	✓	✓	✓
Wireless direct ⁹ and NFC touch-to-print ¹⁰	Not available	Optional	Optional	✓
ENERGY STAR [®] certified	Not available	✓	✓	✓

² For footnotes please see page 1

Identification:

HP Color Laserjet Enterprise M553dn Series Printer. Owner provided and installed.
Contractor to provide appropriate connections.
Manufacturer: HP or approved equal.

C19b
2 of 4

HP Services

Downtime can have serious consequences, so HP provides support beyond the standard warranty. You benefit from reduced risk, maximized uptime, predictable service delivery and no unbudgeted repair costs. HP Care Pack Services provide a comprehensive suite of protection services designed to keep HP hardware and software up and running so employees can stay productive.

Next Business Day with Defective Media Retention:

Customers can retain their hard disk drive and keep control of sensitive data.

Same Day – 4 hour 9x5 and 13x5:

Sends an HP technician to customers' site the same business day for repair, within 4 hours, if the issue cannot be resolved through remote support. Various support window times are available, for different requirements.

Installation Service with Network Setup:

Installation services that include onsite installation and network setup of printing product.

For carepack availability visit: hp.com/go/cpc



Top features

With the fast pace of business, there's no time to stop and wait. Ensure workgroups have tools to move business forward. This efficient printer is designed to conserve energy without sacrificing productivity—so employees can speed through tasks.

Workgroup needs are wide-ranging. Keep them all covered effortlessly, with a full suite of advanced and innovative HP JetAdvantage solutions¹ that simplify fleet management and help make printing secure.

Business is mobile, and so is your workforce. Help them print the documents they need on the move—whether they're headed to the office or to a meeting—with easy printing from a range of mobile devices,¹ enhanced by HP JetAdvantage solutions.⁵

Bring out the best in your printer—get more high-quality pages than ever. Use Original HP Toner cartridges with JetIntelligence for better performance, higher energy efficiency, and the authentic HP quality you paid for—unlike the competition.¹²

Accessories

B5L34A - HP Color LaserJet 550-sheet Media Tray
B5L28A - HP Internal USB Ports
B5L29A - HP Secure High Performance Hard Disk Drive (included in 553dh model)
G6W84A - 1 GB 90-pin DDR3 DIMM
F5S62A - HP Trusted Platform Module Accessory

Supplies

B5L35A - HP LaserJet 110v Fuser Kit (150K yield)
B5L36A - HP LaserJet 220v Fuser Kit (150K yield)
B5L37A - HP Color LaserJet Toner Collection Unit
CF360A - HP 508A Black LaserJet Toner Cartridge (~6000 ISO yield)
CF360X - HP 508X Black LaserJet Toner Cartridge (~12,500 ISO yield)
CF361A - HP 508A Cyan LaserJet Toner Cartridge (~5000 ISO yield)
CF361X - HP 508X Cyan LaserJet Toner Cartridge (~9500 ISO yield)
CF362A - HP 508A Yellow LaserJet Toner Cartridge (~5000 ISO yield)
CF362X - HP 508X Yellow LaserJet Toner Cartridge (~9500 ISO yield)
CF363A - HP 508A Magenta LaserJet Toner Cartridge (~5000 ISO yield)
CF363X - HP 508X Magenta LaserJet Toner Cartridge (~9500 ISO yield)

Services

HP Color LaserJet Enterprise M553 Series

U8CG3E - HP 3 year Next Business Day + Defective Media Retention Color LaserJet M552/3 Hardware Support
U8CHOE - HP 4 year Next Business Day + Defective Media Retention Color LaserJet M552/3 Support
U8CH1E - HP 5 year Next Business Day + Defective Media Retention Color LaserJet M552/3 Support
U8CJ4PE - HP 1 year Post Warranty Next Business Day+Defective Media Retention LaserJet M552/3 Hardware Support
U8CG4E - HP 3 year 4 hour 9x5 + Defective Media Retention Color LaserJet M552/3 Hardware Support
H2B72E - Installation for 1 Network Configuration for Dept and Color LaserJet printer

¹ Features are standard on the HP LaserJet Enterprise M553x only. Requires additional purchase for the LaserJet Enterprise M553n and M553dn. Local printing requires mobile device and printer be on the same network or have a direct wireless connection. Wireless performance is dependent on physical environment and distance from access point. Wireless operations are compatible with 2.4 GHz operations only. Remote printing requires an Internet connection to an HP Web-connected printer. App or software and HP ePrint account registration may also be required. Wireless broadband use requires separately purchased service contract for mobile devices. Check with service provider for coverage and availability in your area. See hp.com/go/mobileprinting for more details. Some features require purchase of an optional accessory, available fall 2015. ⁵ Some solutions require download or additional purchase. Learn more at hp.com/go/printingsolutions. ¹² More pages vs. predecessor cartridges claim based on page yield comparison of HP 507A/X LaserJet Black Toner Cartridges to HP 508A/X LaserJet Black Toner Cartridges, and HP 507X LaserJet Cyan, Magenta, and Yellow Toner Cartridges to HP 508X LaserJet Cyan, Magenta, and Yellow Toner Cartridges. The claim does not apply to the HP 508A Cyan, Magenta, and Yellow LaserJet Toner Cartridges. For more information, see hp.com/go/learnaboutsupplies

Identification:

HP Color Laserjet Enterprise M553dn Series Printer. Owner provided and installed.
Contractor to provide appropriate connections.
Manufacturer: HP or approved equal.

C19b
3 of 4

Datasheet | HP Color LaserJet Enterprise M553 series

HP Color LaserJet Enterprise M553 series

Technical Specifications	HP Color LaserJet Enterprise M553n(B5L24A)	HP Color LaserJet Enterprise M553dn(B5L25A)	HP Color LaserJet Enterprise M553dhn(B5L27A)	HP Color LaserJet Enterprise M553x(B5L26A)
AIO functions	Print			
Print speed	Letter: Up to 40 ppm black; Up to 40 ppm color ¹ First Page Out Black: As fast as 6 sec; First Page Out Color: As fast as 7 sec ²			
Print resolution	Black (fine lines): Up to 1200 x 1200 dpi; Color (fine lines): Up to 1200 x 1200 dpi			
Print Technology	Laser; Print Resolution Technologies (best): HP ImageREt 3600, Pantone Calibrated			
Print Cartridges Number	4 (1 each black, cyan, magenta, yellow)			
Standard Print Languages	HP PCL 6; HP PCL 5c; HP postscript level 3 emulation, native PDF printing (v.1.7)			
Printer Smart Software Features	HP ePrint, Apple AirPrint™, Mopria-certified, Open Extensibility Platform, FutureSmart Firmware, Instant-on Technology, HP Auto-On/Off technology, Easy Access USB, JetIntelligence cartridges, Online help	HP ePrint, Apple AirPrint™, Mopria-certified, Open Extensibility Platform, FutureSmart Firmware, Instant-on Technology, HP Auto-On/Off technology, Easy Access USB, Two-Sided Printing, JetIntelligence cartridges, Hardware Integration Pocket, Online help		HP ePrint, Apple AirPrint™, Mopria-certified, Open Extensibility Platform, FutureSmart Firmware, Instant-on Technology, HP Auto-On/Off technology, Easy Access USB, Two-Sided Printing, JetIntelligence cartridges, Hardware Integration Pocket, Wireless direct printing, Near Field Communication, Color Touchscreen, Online help
Printer Management	Printer Administrator Resource Kit (Driver Configuration Utility, Driver Deployment Utility, Managed Printing Administrator); HP Web JetAdmin Software; HP Proxy Agent Software; HP Imaging and Printing Security Center; HP Utility (Mac)			
Standard Connectivity	Hi-Speed USB 2.0 port; built-in Fast Ethernet 10/100/1000Base-TX network port			
Network Capabilities	Via HP Jetdirect Ethernet embedded print server (standard) Supports: 10Base-T, 100Base-Tx, 1000Base-T; 802.3az (EEE) Support on Fast Ethernet and Gigabit Ethernet; IPsec (standard)			
Network Ready	Standard (built-in gigabit Ethernet)			
Wireless Capability	Optional, enabled with purchase of a hardware accessory			Yes, Embedded NFC/HP Wireless Direct
Mobile Printing Capability	HP ePrint; Apple AirPrint™; Mopria-certified ⁴			HP ePrint; Wireless direct printing; Apple AirPrint™; Mopria-certified ⁴
Memory	Standard: 1 GB; Maximum: 2 GB			
Mass Storage	4GB non-volatile storage, Firmware encryption (AES 128 or AES 256) of customer/job data; Secure Cryptographic Erase – Job Data, Secure Disk Erase)			
Processor Speed	1.2 GHz / Hard disks: Optional. (Included in M533dn model)			
Duty Cycle	Monthly, letter: Up to 80,000 pages ⁵ ; Recommended Monthly Page Volume: 2000 to 7500 pages ⁶			
Paper Handling	Input Capacities: 100-sheet multipurpose tray 1; 550-sheet media input tray 3 (B5L26A); Up to 650 sheets standard labels legal (B5L24A, B5L25A, B5L27A); Up to 1200 sheets standard labels legal (B5L26A); Output Capacities: 250-sheet output bin; Up to 250 sheets standard labels legal; Duplex Options: Manual (driver support provided) (B5L24A); Automatic (standard) (B5L25A, B5L26A, B5L27A); Envelope Feeder: No; Standard Paper Trays: (B5L24A, B5L25A, B5L27A): 3 (B5L26A); Media Types Supported: Paper (plain, light, bond, recycled, mid-weight, heavy, mid-weight glossy, heavy glossy, extra heavy, extra heavy glossy, cardstock, card glossy) color transparency, labels, letterhead, envelope, pre-printed, pre-cut, rough, opaque film, user-defined; Media Weight Supported: Tray 1: 16 to 58 lb (plain); Tray 2: 16 to 58 lb (glossy); Tray 3: 16 to 58 lb (glossy paper); 28 to 58 lb (glossy paper); Optional Trays 3+: 16 to 58 lb (plain paper); 28 to 58 lb (glossy paper); Media Sizes Supported: Tray 1: letter, legal, official, executive, statement, 4 x 6, 5 x 7, 5 x 8, postcard (US), double postcard (US), 8.5 x 13, envelope (commercial No. 9, No. 10, Monarch); Custom: 3 x 5 to 8.5 x 14 in; Tray 2: letter, executive, statement, 4 x 6, 5 x 7, 5 x 8, double postcard (US); Custom: 4.0 x 5.85 to 8.5 x 11.69 in; Optional Trays 3+: letter, legal, official, executive, 8.5 x 13; Custom: 4.0 x 5.85 to 8.5 x 14 in; Media Sizes Custom: Tray 1: 3 x 5 to 8.5 x 14 in; Tray 2: 4.0 x 5.85 to 8.5 x 11.69 in; Optional Trays 3+: 4.0 x 5.85 to 8.5 x 14 in			
Product Dimensions	W x D x H: 18 x 18.9 x 15.7 in ¹² ; Maximum: 27.5 x 18.9 x 15.7 in			W x D x H: 18 x 18.9 x 22.9 in ¹² ; Maximum: 27.5 x 18.9 x 22.9 in
Product Weight	59.5 lb ¹³			73.6 lb ¹³
What's in the box	HP Color LaserJet Enterprise; Printer; Four preinstalled HP LaserJet toner cartridges (yield ~6000 pages black and ~5000 pages color); Toner collection unit ¹ ; In-box documentation; Software CD; Power Cord; 100-sheet multipurpose tray 1; 550-sheet input tray 2; 550-sheet input tray 3 (M553x model only); HP FIPS 140 high-performance secure hard disk drive (M553dn only)			
Warranty Features	One-year, on-site warranty			
Energy Efficiency Compliance	ENERGY STAR® certified, Blue Angel, CECP, EPEAT® Silver			
Control Panel	4-line color LCD; 19 buttons (Cancel job, Up and Down arrow, Select, Back, Home, 12-key and Help); 3 LED indicator lights (Attention, Ready, Busy)			4.3-in touchscreen with color graphics
Display Description	4-line LCD (color graphics) with 10-key pad			4.3-in touchscreen with color graphics
Software Included	Windows OS: HP Software Installer/Uninstaller; HP PCL 6 Printer Driver; HP Device Experience (DPE); HP Update; Product Registration Assist; HP Web Services Assist (HP Connected); Online user manuals; Mac OS: Welcome Screen, (Directs users to HP.com or OS App Store for LaserJet Software)			
Fonts and Typefaces	105 internal TrueType fonts scalable in HP PCL; 92 internal scalable fonts in HP Postscript level 3 emulation (Euro symbol built-in); 1 internal Unicode Fonts (Andale Mono WorldType); 2 Internal Windows Vista 8 Fonts (Calibri, Cambria); additional font solutions available via third-party flash memory cards; HP LaserJet Fonts and IPDS Emulation available at http://www.hp.com/go/laserjetfonts			
Compatible Operating Systems	Windows OS compatible with In-Box Driver: Windows XP (SP3) all 32-bit editions (XP Home, XP Pro, etc.), Windows Vista all 32-bit editions (Home Basic, Premium, Professional, etc.), Windows 7 all 32-bit and 64-bit editions (Windows 8/8.1 all 32-bit and 64-bit editions (excluding RT OS for Tablets), Windows 10 all 32-bit and 64-bit editions (excluding RT OS for Tablets); Windows OS compatible with Universal Print Driver (From HP.com): Windows XP SP3 32-bit and 64-bit editions (XP Home, XP Pro, etc.), Windows Vista all 32-bit and 64-bit editions (Home Basic, Premium, Professional, etc.), Windows 7 all 32-bit and 64-bit editions (Windows 8/8.1 all 32-bit and 64-bit editions (excluding RT OS for Tablets), Windows 10 all 32-bit and 64-bit editions (excluding RT OS for Tablets); Mac OS (HP Print Drivers available from HP.com and Apple Store): OS X 10.7 Lion, OS X 10.8 Mountain Lion, OS X 10.9 Mavericks, OS X 10.10 Yosemite; Mobile OS (In-OS drivers): iOS, Android; Windows 8/8.1/10 RT; Linux OS (In-OS HPLIP): SuSE Linux (12.2, 12.3, 13.1), Fedora (17, 18, 19, 20), Linux Mint (13, 14, 15, 16, 17), Boss (3.0, 5.0), Ubuntu (10.04, 11.10, 12.04, 12.10, 13.04, 13.10, 14.04, 14.10), Debian (6.0.x, 7.x), Other OS: UNIX ¹¹			
Compatible Network Operating Systems	Windows OS compatible with In-Box Driver: Windows Server 2003/2003 R2 (32-bit) (SP1/SP2) Standard/Enterprise (+ Cluster & Terminal Services), Windows Server 2008 (32/64-bit) (SP2) Standard/Enterprise (+ Cluster & Terminal Services), Windows Server 2008 R2 (64-bit) (SP1) Standard/Enterprise (+ Cluster & Terminal Services); Windows OS compatible with Universal Print Driver (UPD) or Product-Specific drivers from HP.com: Windows Server 2003/2003 R2 (32/64-bit) (SP1/SP2) Standard/Enterprise/Datacenter (+ Cluster & Terminal Services), Windows Server 2008/2008 R2 (32/64-bit) (SP1/SP2) Standard/Enterprise/Datacenter (+ Cluster & Terminal Services), Windows Server 2012/2012 R2 (64-bit) Standard/Foundation/Essentials/Datacenter (+ Cluster & Terminal Services); Citrix (on Windows Server 2003/2003 R2), Citrix MetaFrame Presentation Server 3.0, Citrix MetaFrame XP Presentation Server (Feature Release 1, 2, and 3), Citrix Presentation Server 4.0/4.5, Citrix XenApp 5.0 (Plus Feature Pack 2 & 3), Citrix (on Windows Server 2008/2008R2), Citrix XenApp 5.0 (Plus Feature Pack 2 & 3), Citrix XenDesktop 5.0/5.5/5.7.5, Citrix XenDesktop 5.6/5.7/5.7.5, Citrix (on Windows Server 2012/2012 R2), Citrix XenApp 7.5, Citrix XenDesktop 7.0/7.5; Novell Servers (http://www.novell.com/linux); Novell iPrint Appliance v.1.0, Novell Open Enterprise Server 11/SP1, Novell Open Enterprise Server 2 for Linux, NetWare 6.5/SP8; Novell Clients (http://www.novell.com/linux): Windows 8 (32-bit / 64-bit) recommend v5.86+; 8.1 recommend v5.94+ Windows 7 (32/64-bit) recommend v5.82+; Windows Vista (32/64-bit) recommend v5.82+; Windows XP / SP3 (32-bit only) recommend v5.82+			
Minimum System Requirements	PC: Windows XP (SP3) all 32-bit editions (XP Home, XP Pro, etc.), Windows Vista all 32-bit editions (Home Basic, Premium, Professional, etc.), Windows 7 all 32-bit and 64-bit editions (Windows 8/8.1 all 32-bit and 64-bit editions (excluding RT OS for Tablets), Windows 10 all 32-bit and 64-bit editions (excluding RT OS for Tablets); Windows OS compatible with Universal Print Driver (From HP.com): Windows XP SP3 32-bit and 64-bit editions (XP Home, XP Pro, etc.), Windows Vista all 32-bit and 64-bit editions (Home Basic, Premium, Professional, etc.), Windows 7 all 32-bit and 64-bit editions (Windows 8/8.1 all 32-bit and 64-bit editions (excluding RT OS for Tablets), Windows 10 all 32-bit and 64-bit editions (excluding RT OS for Tablets); Mobile OS (In-OS drivers): iOS, Android; Windows 8/8.1/10 RT; Linux OS (In-OS HPLIP): SuSE Linux (12.2, 12.3, 13.1), Fedora (17, 18, 19, 20), Linux Mint (13, 14, 15, 16, 17), Boss (3.0, 5.0), Ubuntu (10.04, 11.10, 12.04, 12.10, 13.04, 13.10, 14.04, 14.10), Debian (6.0.x, 7.x), Other OS: UNIX, CD-ROM or DVD drive, or Internet connection; Dedicated USB or network connection or Wireless connection; 200 MB available hard disk space; MAC: Mac OS X 10.7 Lion, OS X 10.8 Mountain Lion, OS X 10.9 Mavericks, OS X 10.10 Yosemite; Internet; USB; 1 GB available hard disk			
Power	Power Supply Type: Internal (Built-in) power supply; Power Requirements: Input voltage: 100 to 127 VAC, 60 Hz; Input voltage: 200 to 240 VAC, 50 Hz (Not dual voltage, product varies by part number with # Option code identifier); Power Consumption: 617 watts (Active Printing), 33.7 watts (Ready), 3.95 watts (Sleep), 1 watt (Auto-Off/wake on LAN), 0.1 watts (Auto-Off/Manual Off), 0.1 watts (Off) ⁷			
Acoustics	Acoustic Power Emissions: 6.5 B(A); Acoustic Pressure Emissions: 51 dB(A) ⁸			
Operating Environment	Operating Temperature Range: 59 to 81°F; Recommended Operating Temperature: 62 to 77°F; Storage Temperature Range: 32 to 95°F; Non-Operating Humidity Range: 10 to 90% RH; Operating Humidity Range: 10 to 80% RH; Recommended Humidity Operating Range: 30 to 70% RH			
Security Management	Management security: SNMPv3, SSL/TLS, WPA2-Enterprise, 802.1X authentication (EAP-PEAP, EAP-TLS), IPsec over TLS, IPsec/Firewall with Certificate, Pre-Shared Key Authentication, and Kerberos Authentication; Support for WIA-10 IPsec Configuration using IPsec Plug-in; access port for Kensington-style lock			

¹ Toner cartridge yields established using ISO/IEC test standards. Actual yields and costs vary considerably depending on images printed, number of color pages printed, and other factors. ² Power requirements are based on the country/region where the printer is sold. Do not convert operating voltages; this will damage the printer and void the product warranty. Power consumption in Auto-Off mode depends on customer network switch capability, user configuration and network activity. Off-mode power may vary while checking network packets for print jobs. ³ Average color composite (C/M/Y) and black declared yields based on ISO/IEC 17978 and continuous printing. Actual yields vary considerably based on images printed and other factors. For details see hp.com/go/learnaboutsupplies. ⁴ May require a firmware upgrade to be compatible. download at hp.com/go/support. ⁵ Acoustic values are subject to change. For current information see hp.com/go/support. Configuration tested: base model, simplex printing. A4 paper at an average of 20 ppm. ⁶ Measured using ISO/IEC 24734, excludes first set of test documents. For more information see hp.com/go/printerclaims. Exact speed varies depending on the system configuration, software application, driver, and document complexity. ⁷ Measured using ISO/IEC 17629. For more information see hp.com/go/printerclaims. Exact speed varies depending on the system configuration, software application, driver, and document complexity. ⁸ Duty cycle is defined as the maximum number of pages per month of imaged output. This value provides a comparison of product robustness in relation to other HP LaserJet or HP Color LaserJet devices, and enables appropriate deployment of printers and MFPs to satisfy the demands of connected individuals or groups. ⁹ HP recommends that the number of printed pages per month be within the stated range for optimum device performance, based on factors including supplies replacement intervals and device life over an extended warranty period. ¹⁰ HP SureSupply alerts you when your print cartridge is running low and helps you purchase online or locally through HP or a participating retailer. Only available with Original HP supplies; Internet access required. To learn more, visit hp.com/go/SureSupply. ¹¹ Not all Compatible Operating Systems are supported with In-Box software. Full solution software available only for Windows 7 and newer. Legacy Windows Operating Systems (XP, Vista, and equivalent servers) get print and Scan drivers only. Windows RT OS for Tablets (32-bit and 64-bit) uses a simplified HP print driver built into the RT OS. UNIX models/crpts are available on hp.com (Models/crpts are printer drivers for UNIX operating systems); Linux systems use in-OS HPLIP software. ¹² Measured using ISO 24734 Feature Test, A5 Landscape Feed. Speed may vary based on content, PC, media orientation, and media type.

Learn more at hp.com

© Copyright 2015-2016 HP Development Company, L.P. The information contained herein is subject to change without notice. The only warranties for HP products and services are set forth in the express warranty statements accompanying such products and services. Nothing herein should be construed as constituting an additional warranty. HP shall not be liable for editorial errors or omissions contained herein. ENERGY STAR mark are registered trademarks owned by the U.S. Environmental Protection Agency. Windows is a registered trademark of Microsoft Corporation. AirPrint, iPad, iPhone, and iPod touch are trademarks of Apple Inc., registered in the U.S. and other countries. Linux is a U.S. registered trademark of Linus Torvalds.

4AA5-6772ENU, May 2016, Rev. 4



Identification:

HP Color Laserjet Enterprise M553dn Series Printer. Owner provided and installed.
Contractor to provide appropriate connections.
Manufacturer: HP or approved equal.

C19b
4 of 4

LABEL PRINTER

BY OWNER
(N.I.C.)

Identification:

Label Printer. Not in contractor, Owner provided and installed. Contractor to provide appropriate connections.

C19k

1 of 1

ORDER PRINTER

BY OWNER
(N.I.C.)

Identification:

Order Printer. Not in contractor, Owner provided and installed. Contractor to provide appropriate connections.

C19n
1 of 1

EQUIPMENT MANUAL

Dietary Equipment

Identification:

Equipment description and/or comment.

D items

VENDING MACHINE

BY OWNER
(N.I.C)

Identification:

Vending machine. Not in contract, Owner provided. Contractor to provide appropriate electrical and water connections as per Owner directive.

D15a

1 of 1

EQUIPMENT MANUAL

Fixed Equipment

Identification:

Equipment description and/or comment.

E items

Infinity Instruments 90/1202 Prosaic Resin Analog Wall Clock, White

Item: 949675 Model: 90/1202 ★★★★★ (4) | [Write a Review](#)

[Add to Favorites](#)



Product Details

- White face of the business wall clock makes the Arabic numerals easily readable
- Shatter-resistant lens for improved toughness
- Battery for efficient operation

Specifications

Clock Display	Analog
Clock Type	Wall
Clock Case Color	White
Mechanism Power	Battery
Width (in.)	12
Clock Battery Type	AA
Weight (lbs.)	1
Clock Theme	None
Clock Case Material	Resin
Clock Face Color	White
Height (in.)	12
Depth (in.)	2
Clock Number Type	Arabic/Standard
Diameter (in)	12

Identification:

Wall Clock. Infinity Instruments.

E11b
1 of 1

NOR-LAKE[®] SCIENTIFIC SELECT[™] GLASS DOOR LABORATORY AND PHARMACY REFRIGERATORS

Designed to meet the demanding requirements for scientific and laboratory research. Advanced engineered design incorporates the latest in cabinet, refrigeration, temperature control and monitoring features. Provides energy efficient, convenient, safe and reliable performance for optional storage temperature environments necessary for a wide range of life science, pharmacy, biological, medical, clinical, and industrial applications.

Standard Features:

- Digital 4x20 character LCD display microprocessor temperature controller
- Audible and visual Hi/Lo temperature alarm
- Adjustable control range from 2°C to 10°C factory preset at 4°C
- Remote alarm contacts
- Continuous product temperature display
- 3 sensor system, 2 product, 1 air
- Power supply switch
- Door ajar alarm, audible and visual
- 2 to 10 volt DC output for product temperature (selectable to air temperature)
- Password protection-set-points and factory settings
- 100 event alarm logging
- Integrated Hi/Lo product temperature alarm test
- Digital calibration air and product
- Real time clock with date and time display
- Door opening counter with 24 hour automatic reset
- Adjustable alarm beep or constant on (key pad selectable)
- Alarm volume adjustable manually
- Low battery test switch with buzzer
- Fan motor run time monitor
- Defrost heater time monitor
- Condenser/compressor run time monitor
- Sensor failure alarm
- Exterior cabinet front, sides and back are painted white
- Exterior cabinet top and bottom are galvanized steel
- Interior cabinet liner is painted white
- Cabinet is foamed-in-place with CFC Free high density polyurethane foam insulation
- Glass door(s), full size, double pane
- Heavy duty door pivot hinges
- Pull door handles
- Magnetic door gaskets
- Key door lock(s) (2 keys)
- Four casters on one and two door models (2 locking), six casters (3 locking) on three door models
- 3 coated wire shelves per door section
- Interior light, switch activated
- Air cooled condensing unit
- Top mounted forced air refrigeration system
- Automatic defrost and condensate evaporation
- Sensor access port 1" diameter
- Warranties: 24 month parts and labor, 5 year compressor (US and Canada), 18 months parts (International)
- UL/C-UL listed

Optional Features:

- Extra shelf
- Legs 6" in lieu of casters
- Reverse hinge door(s)
- Stainless steel interior
- Stainless steel exterior
- Stainless steel drawer (maximum 8 per door)
- Wire basket drawer (maximum 6 per door)
- Internal electrical outlet
- Access port 2" sleeve with cover
- Temperature chart recorder with chart paper
- 4-20ma output for product temperature (selectable to air temperature)
- RS-485 digital communications port (MODBUS-RTU)
- Ethernet 10 baseT (HTTP) control monitoring web card
- Secure Guard[™] II Lock ProxKey (Factory Installed)
- Secure Guard[™] II MagKey (Factory Installed)
- Secure Guard[™] II Lock Software
- Seismic mounting kit
- Export crating



NSSR241WWG/




NSSR241WWG/

NSSR331WWG/

NSSR522WWG/

NSSR803WWG/

NORLAKE SCIENTIFIC



Committed to our environment



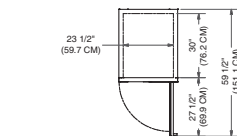
Nor-Lake, Inc.
Registered to ISO 9001:2008
File No. 10001816

NOR-LAKE SCIENTIFIC
A Division of
NOR-LAKE, INCORPORATED
727 Second Street
P.O. Box 248
Hudson, Wisconsin 54016
800-477-5253
715-386-2323
800-388-5253 PARTS
715-386-4290 FAX
www.norlakescientific.com

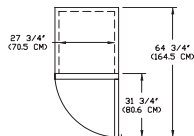
Identification:

Norlake Full Height Medical Refrigerator, #NSSR522WWG/0.
Owner provided and installed. Contractor to provide appropriate electrical connections.
Manufacturer: Norlake or approved equal.

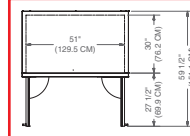
E24q
1 of 2



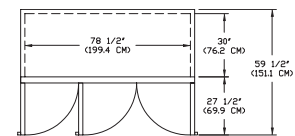
NSSR241WWG/



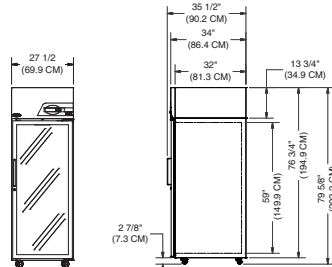
NSSR331WWG/



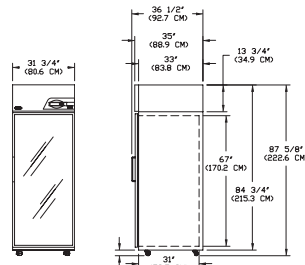
NSSR522WWG/



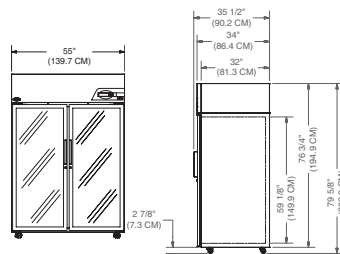
NSSR803WWG/



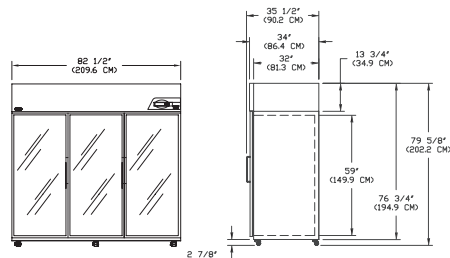
NSSR241WWG/



NSSR331WWG/



NSSR522WWG/



NSSR803WWG/

FRONT

SIDE

SPECIFICATIONS

Models	NSSR241WWG/0	NSSR331WWG/0	NSSR522WWG/0	NSSR803WWG/0
	NSSR241WWG/4	NSSR331WWG/4	NSSR522WWG/4	NSSR803WWG/4
NSSR241WWG/5	NSSR331WWG/5	NSSR522WWG/5	NSSR803WWG/5	
Crated Height (in) (cm)	83-3/4" (212)	91-3/4" (233)	83-3/4" (212)	83-3/4" (212)
Crated Width (in) (cm)	31" (78)	35-1/4" (89)	59" (149)	86" (218)
Crated Depth (in) (cm)	38" (96)	39" (99)	38" (96)	38" (96)
Crated Weight (lbs) (kg)	365 (165)	439 (199)	590 (268)	750 (340)
Interior Height (in) (cm)	59" (149)	67" (170)	59" (149)	59" (149)
Interior Width (in) (cm)	23-1/2" (59)	27-3/4" (70)	51" (129)	78-1/2" (199)
Interior Depth (in) (cm)	30" (76)	31" (78)	30" (76)	30" (76)
Overall Height (in) (cm)	79-5/8" (202)	87-5/8" (222)	79-5/8" (202)	79-5/8" (202)
Overall Width (in) (cm)	27-1/2" (69)	31-3/4" (80)	55" (139)	82-1/2" (209)
Overall Depth (in) (cm)	35-1/2" (88)	36-1/2" (91)	35-1/2" (88)	35-1/2" (88)
Gross Cubage (ft.3) (m3)	24.0 (0.6)	33.1 (0.9)	52.0 (1.4)	80.0 (2.2)
Shelf Area (sq. ft.) (m ²)	12.83 (1.1)	15.85 (1.4)	28.6 (2.6)	42.84 (3.9)
Number of Shelves	3	3	6	9
Number of Casters	4	4	4	6
Condensing Unit Size	1/3HP	1/3HP	1/2HP	3/4HP
Refrigerant	R-134a	R-134a	R-134a	R-134a
Maximum Fuse Size	15 AMPS	15 AMPS	15 AMPS	15 AMPS
Total Amp Draw /0	8.6	8.6	10.7	10.4

Specifications subject to change without notice.

Voltage Model Suffix Code	Voltage Description	NEMA Plug	NEMA Receptacle
/0	115V, 1PH, 60HZ	5-15P	5-15R
/4	208/230, 1PH, 60HZ	6-15P	6-15R
/5	230, 1PH, 50HZ	Power Inlet (IEC 60320) models	Cord supplied locally



NORLAKE SCIENTIFIC

Revision Date: 6/10
©2010 NOR-LAKE, INC.
Printed in the U.S.A.
Part Number: 143233

Identification:

Norlake Full Height Medical Refrigerator, #NSSR522WWG/0.
Owner provided and installed. Contractor to provide appropriate electrical connections.
Manufacturer: Norlake or approved equal.

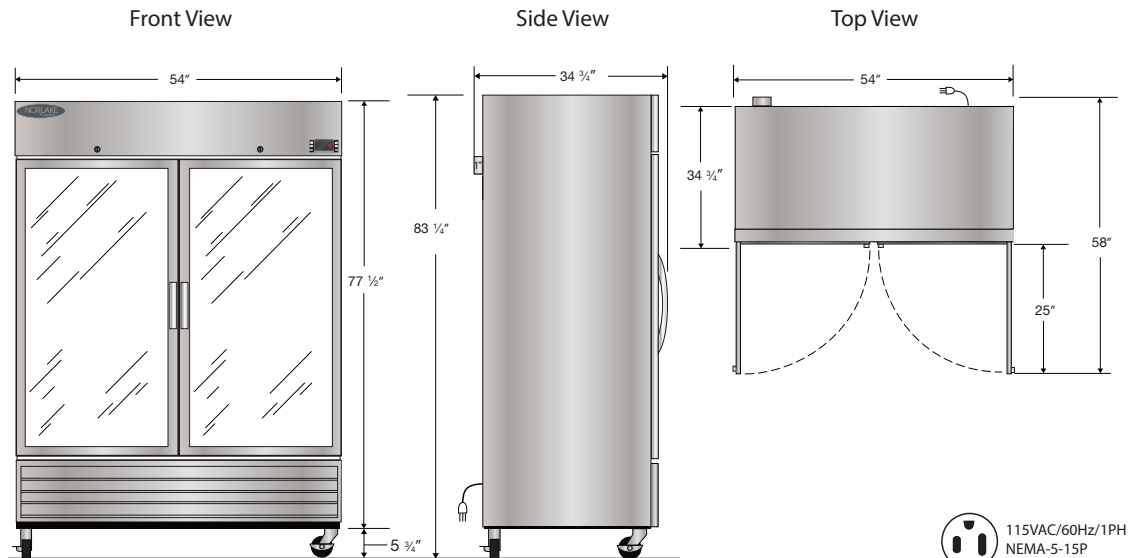
E24q
2 of 2

08192019

NORLAKE
SCIENTIFIC®

CUTSHEET

Exterior
GPR492SSG/0



Cu. Ft	Defrost	Door	Int Door	Shelves	W"	D"	H"	Refrigerant	H.P.	Amps	Weight
49	Cycle	2 Glass	0	8 Adj.	54	34 3/4	83 1/4	R290	1/4	4.5	515 lbs.

Identification:

Norlake Full Height Dual Medical Refrigerator, #GPR492SSG/0.
Owner provided and installed. Contractor to provide appropriate electrical connections.
Manufacturer: Norlake or approved equal.

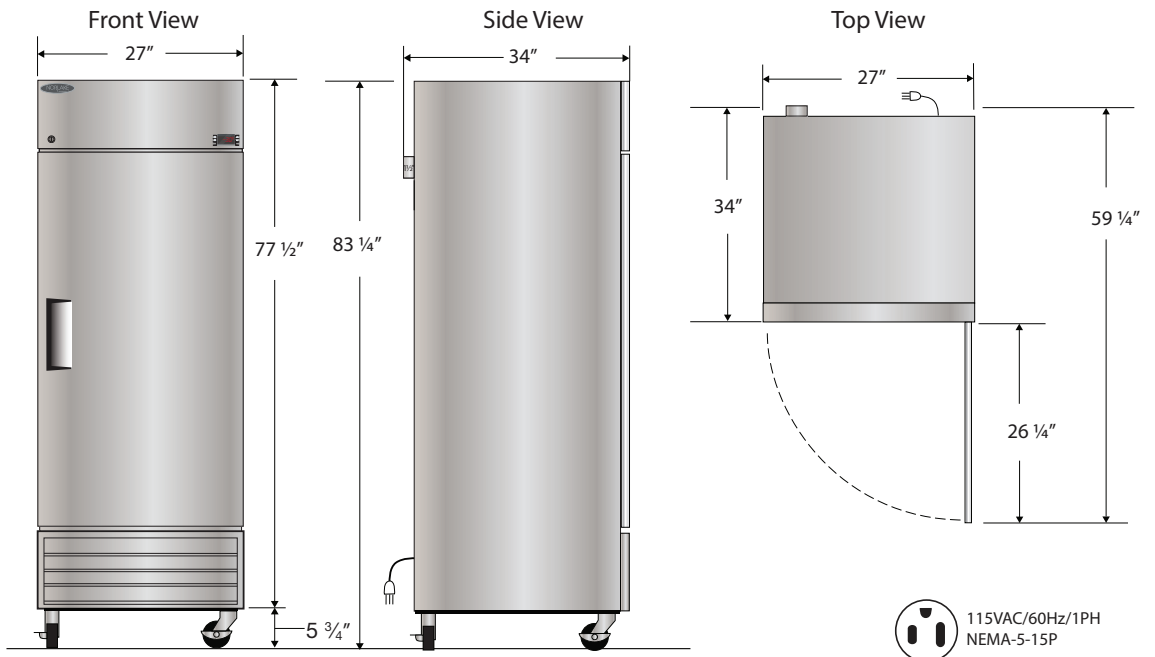
E24r
1 of 1

03052020

NORLAKE[®]

CUTSHEET SCIENTIFIC

Exterior
GPF231SSS/0A3

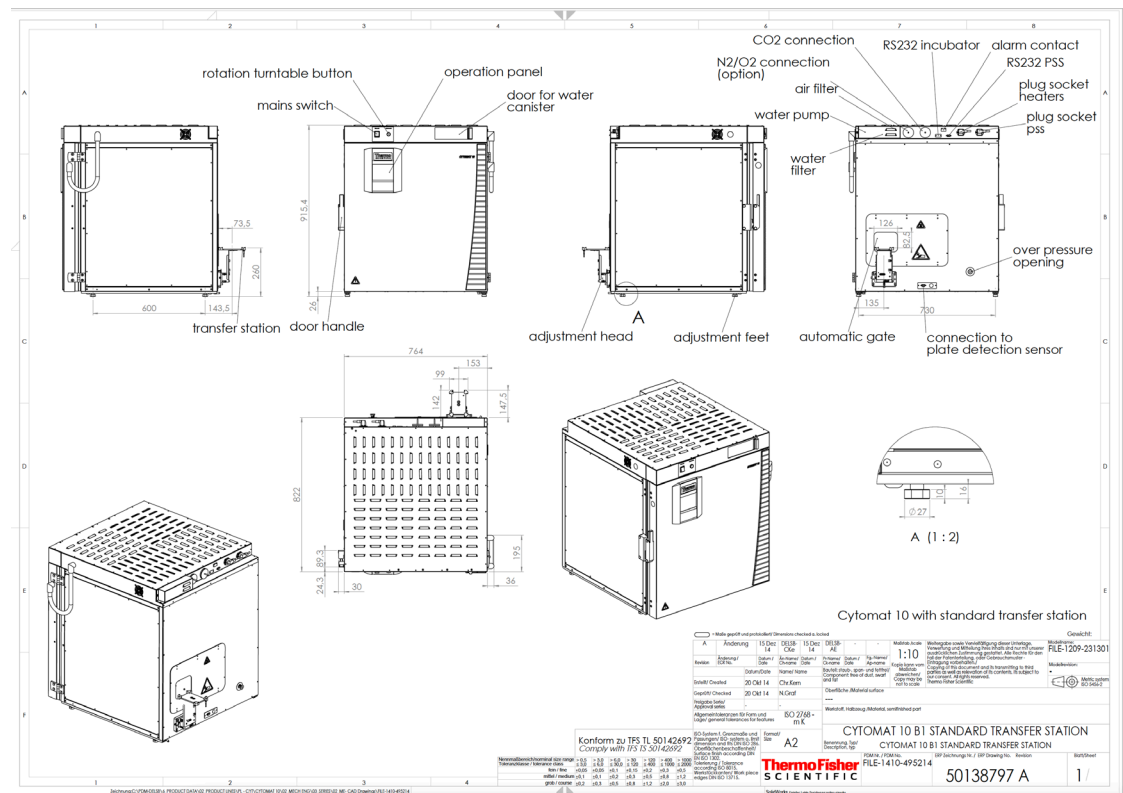


Cu. Ft	Defrost	Door	Int Door	Shelves	W"	D"	H"	Refrigerant	H.P.	Amps	Weight
23	Auto	1 Solid	0	3 Adj.	27	34	83 1/4	R290	3/4	8	295 lbs.

Identification:

Norlake Full Height Medical Freezer, #GPF231SSS/0A3.
Owner provided and installed. Contractor to provide appropriate electrical connections.
Manufacturer: Norlake or approved equal.

E25g
1 of 2



Identification:

Thermo Fisher Scientific Cytomat 10 Incubator.
Owner provided and installed. Contractor to provide appropriate electrical connections.
Manufacturer: Thermo Fisher Scientific or approved equal.

E49b
1 of 1

LABGARD^{ES}
NU-540 CLASS II TYPE A2 BIOLOGICAL SAFETY CABINET

DESIGNED BY YOU. DESIGNED FOR YOUR APPLICATION.



NuAire, Inc. | 2100 Fernbrook Lane | Plymouth, MN 55447 | U.S.A. | nuaire.com



Identification:

Nuaire LabGard ES Class II Type A2 Biological Safety Cabinet. Contractor provided and installed. Refer to Vendor specifications for install instructions. Provide appropriate connections. Manufacturer: Nuaire or approved equal.

E51e
1 of 18

LABGARD^{ES}

NU-540 CLASS II TYPE A2 BIOLOGICAL SAFETY CABINET

Sustainability

At NuAire we continually strive to improve our responsibilities to the economy, environment, social communications, and our customer satisfaction. Our commitment extends to purchasing or using products that reduce energy consumption, reduce environmental impact, minimize pollution and make use of recycled content that will not deplete natural resources. We continually use more recycled materials in our cabinets through both design and supplier parts and process improvements. The following chart represents our current level of sustainability for Biological Safety Cabinets.

General Cabinet Component Description	% Content by Weight	% of Recycled Material used in Manufacturing	% Recyclable
Stainless Steel	75%	80%	100%
Mild Steel	10%	10%	100%
Copper	2%	0%	100%
Aluminum	2%	50%	100%
Glass	3%	0%	100%
Electronics	1%	0%	25%
Filter Media	1%	0%	0%
Misc. Plastic Parts	1%	0%	0%
Packing Materials	5%	60%	95%
	100% BSC	65%	97%

Identification:

NuAire LabGard ES Class II Type A2 Biological Safety Cabinet. Contractor provided and installed. Refer to Vendor specifications for install instructions. Provide appropriate connections. Manufacturer: NuAire or approved equal.

LABGARD^{ES}
NU-540 CLASS II TYPE A2 BIOLOGICAL SAFETY CABINET

Designed By You. Designed for your Application.

The LabGard ES (Energy Saver) model NU-540 is a Class II, Type A2 Biological Safety Cabinet offering Personnel, Product, and Environmental Protection through the use of quality design, an ultra high efficiency motor, and longer lasting filters all at an affordable price.

Join the NuAire family of over 100,000 Biological Safety Cabinets in use throughout the world and learn why NuAire offers the longest lasting, lower cost, and safest Biological Safety Cabinet in the world.



environmental,
product & personnel
protection



2

Identification:

Nuaire LabGard ES Class II Type A2 Biological Safety Cabinet. Contractor provided and installed. Refer to Vendor specifications for install instructions. Provide appropriate connections. Manufacturer: Nuaire or approved equal.

E51e
3 of 18

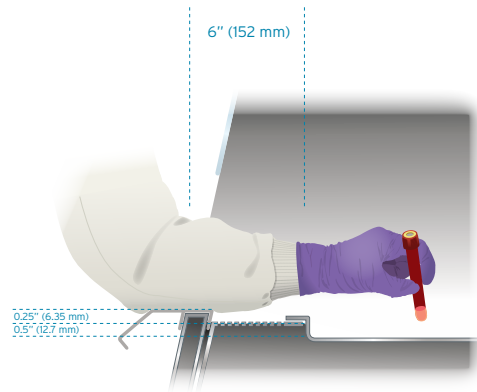
LABGARD^{ES}

NU-540 CLASS II TYPE A2 BIOLOGICAL SAFETY CABINET

Ergonomic Design

NuAire designs equipment that accommodates advancement for: improved safety conditions; improved productivity; improved quality and reliability; and reduction of arm, shoulder, and neck strain contributing to common work place injuries.

- ADA Compliant
- More usable work area
- Shorter reach into work zone
- Recessed air foil
- Recessed work zone
- More knee room
- Ability to sit or stand at a range of heights
- 21" (533 mm) frame-less edge window sash improves vision/sight lines into work zone
- Staggered service valves
- Accessories (elbow rests, armrest foam pads, ergo chair, adjustable base stand, sst turntable)



3

Identification:

NuAire LabGard ES Class II Type A2 Biological Safety Cabinet. Contractor provided and installed. Refer to Vendor specifications for install instructions. Provide appropriate connections. Manufacturer: NuAire or approved equal.

E51e
4 of 18



Identification:

Nuair LabGard ES Class II Type A2 Biological Safety Cabinet. Contractor provided and installed. Refer to Vendor specifications for install instructions. Provide appropriate connections. Manufacturer: Nuair or approved equal.




NuAire Quality - Nothing is Built like a NuAire

Monolithic Design. At core of any biosafety cabinet is its basic structure. NuAire has over 100,000 biological safety cabinets in the field; some of which have been running strong since the 1970's.

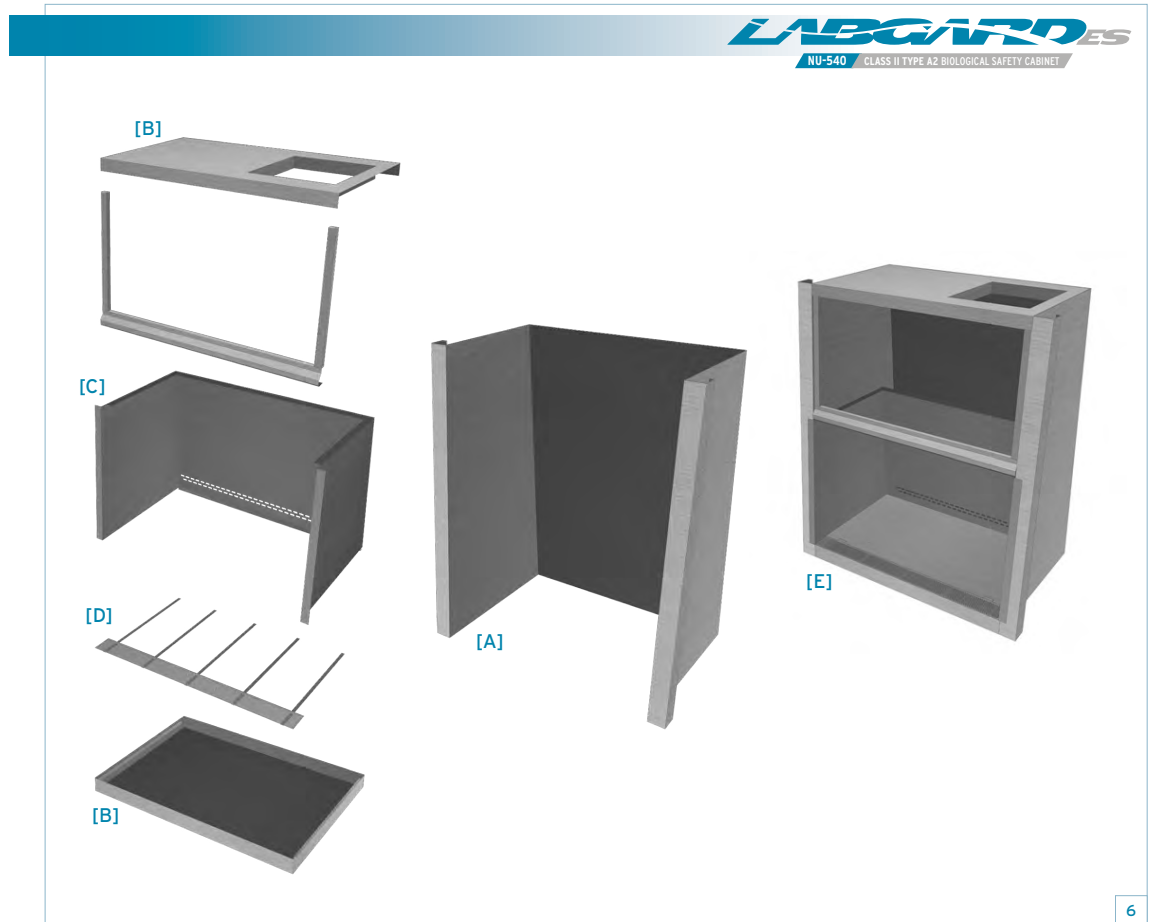
The NuAire design is a single piece of type 304 stainless steel. A stainless steel wrap **[A]** makes up the walls of the cabinet. Stainless steel sheets **[B]** are welded in place to make up the top and bottom of the cabinet. A smaller wrap **[C]** featuring coved interior corners is welded in place to make up the back wall of the cabinet. This improves the cabinet integrity by creating a double sidewall. New work tray supports **[D]** help minimize the vibration transfer from the shell of the cabinet to the work zone.

The end result is a monolithic shell of 100% stainless steel **[E]** without the use of silicone like many multi-piece cabinets. This provides you with a solid foundation for longer product life eliminating potential leaks.



Identification:

Nuaire LabGuard ES Class II Type A2 Biological Safety Cabinet. Contractor provided and installed. Refer to Vendor specifications for install instructions. Provide appropriate connections. Manufacturer: Nuaire or approved equal.



Identification:

Nuaire LabGard ES Class II Type A2 Biological Safety Cabinet. Contractor provided and installed. Refer to Vendor specifications for install instructions. Provide appropriate connections. Manufacturer: Nuaire or approved equal.



Save More Money Over a Longer Period of Time

Ultra High Efficiency Motor. An ultra-high efficiency ECM motor combined with the properly sized fan blade lowers energy usage while extending the life of filters. LabGuard® offers the lowest total cost of ownership compared to other models.

Total cost of ownership breakdown.

Motor Comparison	NuAire DC ECM	NuAire AC PSC	BSC with AC 3-Phase	BSC with DC
8 hrs per day / 5 days per week = 2,000 hrs per year				
KWH per year	598	1128	828	326
\$0.09/kwh	\$54	\$102	\$75	\$29
24 hrs per day / 7 days per week = 8,736 hrs per year				
KWH per year	2612	4927	3617	1424
\$0.09/kwh	\$235	\$443	\$326	\$128
15 Year Life Cycle Costs				
Avg. Filter Changes*	1 Set	2 Sets	1 Set	3 Sets
Estimated Cost of HEPA Filters	\$715	\$1,430	\$715	\$2,145
Total Cost of Decon/Certification	\$450	\$900	\$450	\$1,350
Motors to Replace**	1 Motor	1 Motor	1 Motor	2 Motors
Cost of Motors/ Power Supplies/ Fan Control	\$650	\$420	\$725	\$2,544
Utility Costs (2,000 hrs/yr over 15 years)	\$810	\$1,530	\$1,125	\$435
Total Cost of Ownership	\$2,625	\$4,280	\$3,015	\$6,474

* estimate based on Filter Load capacity

** estimate based on historical information.

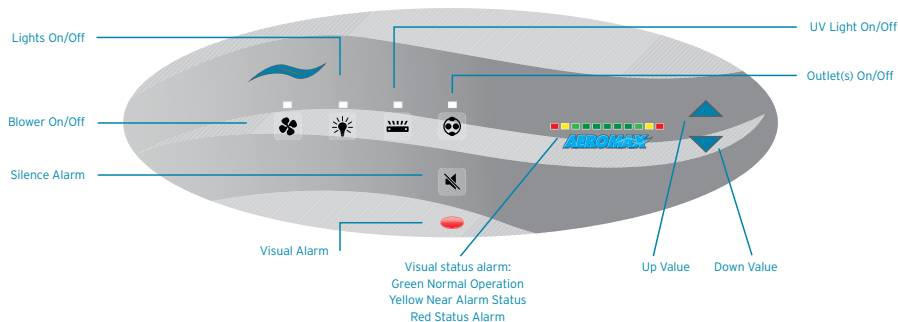
Disclaimer: This example is for illustrative purposes only and should not be deemed a representation of future performance or a guarantee of any kind. Information is based on internal performance data obtained through NuAire® testing and information provided by motor, blower, HEPA filter manufacturers, and independent service technicians.

Identification:

Nuair LabGuard ES Class II Type A2 Biological Safety Cabinet. Contractor provided and installed. Refer to Vendor specifications for install instructions. Provide appropriate connections. Manufacturer: Nuair or approved equal.

AeroMax Electronic Control System

AeroMax Electronic Control System (ECS) monitors and displays airflow system performance via PresurFlow™ - A specialized digital pressure transducer.



Automatic Filter Load Compensation
Warm up mode
Password Protection

Alarm Ring Back Function
Temperature Sensor compensates
pressure sensor inaccuracies caused
by operating environment

Software/Hardware Watchdog - automatically
reset upon failure to last known status or to
blower "ON" to assure containment.
Software updates via USB

Alarms. An audible alarm will sound for 30 continuous seconds then ring back for one second every five seconds until silenced or the alarm condition is cleared. If Silence is pressed, the Silenced alarm condition will be blocked from repeating for a period of 15 minutes.

Window Position
Closed Window
High Window

Airflow Limits
Low Airflow
High Airflow

nitecare™ initiated by the window closure, will reduce
motor / blower operational airflow to conserve energy while
maintaining work zone sterility.

Identification:

Nuaire LabGard ES Class II Type A2 Biological Safety Cabinet. Contractor provided and installed. Refer to Vendor specifications for install instructions. Provide appropriate connections. Manufacturer: Nuaire or approved equal.

LABGARD^{ES}

NU-540 CLASS II TYPE A2 BIOLOGICAL SAFETY CABINET

Your Safety is Our Number 1 Priority

NuAire's commitment to safety doesn't stop at meeting industry standards. NuAire continually performs dynamic tests to push the limits of our product's performance to ensure you and your laboratory personnel will remain safe.

Automatic Airflow Compensation - the Ultra High Efficiency motor will automatically increase or decrease speed to maintain proper airflow settings based on readings from AeroMax ECS.



True laminar (unidirectional) downward moving air flushes the work surface at 60 fpm (0.30 m/s) minimizing cross contamination.

true laminar



A dynamic air barrier at the front of the cabinet separates the laboratory from the work zone environment at an air speed of 105 fpm (0.53 m/s).

dynamic air barrier



The HEPEX Zero Leak Airflow system evenly disperses air over the supply and exhaust HEPA filters, minimizes vibration transfer, and eliminates potential leaks by surrounding positive pressure chambers with negative pressure.

HEPEX zero-leak airflow

9

Identification:

Nuair LabGard ES Class II Type A2 Biological Safety Cabinet. Contractor provided and installed. Refer to Vendor specifications for install instructions. Provide appropriate connections. Manufacturer: Nuair or approved equal.

E51e
10 of 18

LABGARD^{ES}
NU-540 CLASS II TYPE A2 BIOLOGICAL SAFETY CABINET

Make it Easier on your Service Personnel

We at NuAire® have designed each LabGard® Biosafety Cabinet to be service friendly. **100%** of service functions can be performed at the front or top of the cabinet.

Drop Down Control Panel

A flip down control panel creates a workable tray for service technicians.




Exhaust Choke

Easy Access to exhaust choke to certify airflows.



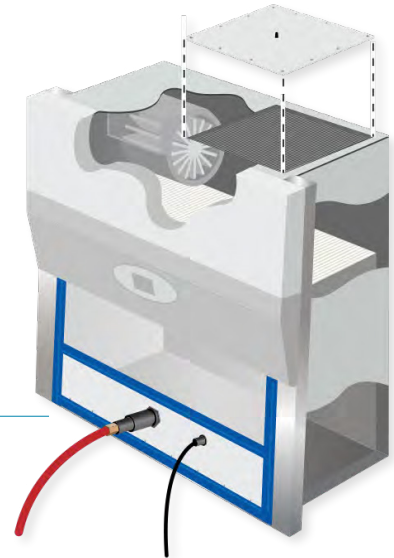
Front Filter Access

Access filters and the motor blower from the front of the cabinet with the removal of a safety panel.



Decon101 System

Easily connect to a variety of decontamination systems that use Formaldehyde, Chlorine Dioxide or Vapor Phase Hydrogen Peroxide



10

Identification:

Nuaire LabGard ES Class II Type A2 Biological Safety Cabinet. Contractor provided and installed. Refer to Vendor specifications for install instructions. Provide appropriate connections. Manufacturer: Nuaire or approved equal.

E51e
11 of 18

LABGARD^{ES}

NU-540 CLASS II TYPE A2 BIOLOGICAL SAFETY CABINET

The LabGard ES is a Class II Type A2 Biological Safety Cabinet that can be either exhausted back into the room or connected to a facility HVAC system. The cabinet's airflow is 30% exhausted / 70% recirculated to minimize cross-contamination of low to moderate risk biologicals in the absence of volatile toxic chemicals.

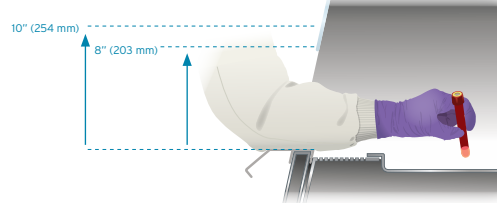
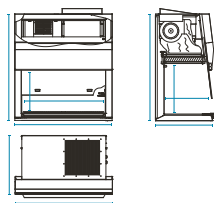
Specifications

Model	Width Size (nominal)	Electrical (all sizes)	Interior Dimensions (W x D x H) [mm]	Exterior Dimensions (W x D x H) [mm]	Net Weight
NU-540-300	3 ft [0.9 m]	115 VAC / 60 Hz E: 230 VAC / 50 Hz-60 Hz	34 3/8 x 25 3/4 x 28 1/2 [873 x 654 x 724]	41 5/8 x 31 7/16 x 61 7/8 [1057 x 799 x 1572]	400 lbs [181 kg]
NU-540-400	4 ft [1.2 m]		46 3/8 x 25 3/4 x 28 1/2 [1178 x 654 x 724]	53 5/8 x 31 7/16 x 61 7/8 [1362 x 799 x 1572]	465 lbs [211 kg]
NU-540-500	5 ft [1.5 m]		58 3/8 x 25 3/4 x 28 1/2 [1483 x 654 x 724]	65 5/8 x 31 7/16 x 61 7/8 [1669 x 799 x 1572]	550 lbs [249 kg]
NU-540-600	6 ft [1.8 m]		70 3/8 x 25 3/4 x 28 1/2 [1788 x 654 x 724]	77 5/8 x 31 7/16 x 61 7/8 [1972 x 799 x 1572]	620 lbs [281 kg]

WARRANTY - Best products backed by the best warranty.

5 Parts (Filters Included) & Labor (US & CA)

6 Years Parts (Filters Included) (Intl)



11

Identification:

Nuaire LabGard ES Class II Type A2 Biological Safety Cabinet. Contractor provided and installed. Refer to Vendor specifications for install instructions. Provide appropriate connections. Manufacturer: Nuaire or approved equal.

E51e
12 of 18

Performance Specifications:

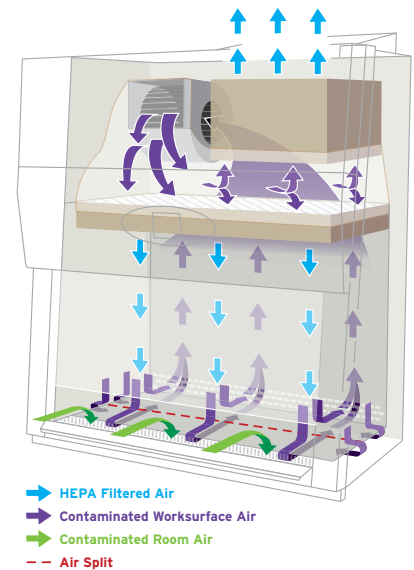
Airflow 30% exhausted / 70% recirculated
105 fpm (0.53 m/s) Inflow
60 fpm (0.30 m/s) Down Flow
Filter Load Capacity 250% plus
Filter Life +- 10 Years

Standard Features:

AeroMax Electronic Control System
Ultra High Efficiency DC/ECM Motor
Attenumont Vibration Control System
Motor Speed Controller
Internal Exhaust Damper
Monolithic Pressure Tight Design (Silicone Free)
Permanent Plenum with Quick Release Supply Filter
3" (76 mm) Metal Frame Supply HEPA Filter 99.99% @ 0.3 microns
6" (152 mm) Metal Frame Exhaust HEPA Filter 99.99% @ 0.3 microns
Metal Diffuser Over Supply Filter
10" (254 mm) Window Sash Access Opening
Frame-less Sliding Tempered Glass View Window
External Fluorescent Lighting
Front Filter Removal
PVC Plastic Armrest
Removable Work Tray Support System
Removable Work Tray
Removable Airflow Grill
Spill Trough with Drain Valve
Two (2) Duplex Outlets Back Wall
One (1) Service Valve Right Side Wall
One (1) Service Coupling Right Side Wall
Two (2) Service Couplings Left Side Wall
12 ft. (2.5m) Power Cord

Optional Features and Accessories*:

8" (204 mm) Window Sash Access Opening
Metal Frame Supply ULPA Filter 99.999% @ 0.12 microns
Metal Frame Exhaust ULPA Filter 99.999% @ 0.12 microns
Canopy Exhaust Transitions
Microscope Window
CuVerro Copper Worksurface
Ergo-tron Arm for Computer
Stainless Steel Armrest
Germicidal Ultraviolet (UV) Light
LED Lighting (Replaces Fluorescent Lighting)
IV Bar with Six (6) Hooks
Duplex Outlets
GFI Duplex Outlets
Additional Service Valves/Couplings Up to Three (3) Each Side Wall
Prop Up Work Tray
Heated Work Surface
Storage Pull Out Trays
Pre-piped Plumbing
Decorative Side Panels
Sinks with Hot/Cold or DI Water Faucets
Telescoping Base Support Stand
Motorized Base Support Stand
Base Support Stand Shelf
Adjustable Footrest
Elbow Rests
Armrest Pads
Custom Solutions



*Note: some optional features are not approved by 3rd party listings. Please contact NuAire information.

Identification:

Nuair LabGard ES Class II Type A2 Biological Safety Cabinet. Contractor provided and installed. Refer to Vendor specifications for install instructions. Provide appropriate connections. Manufacturer: Nuair or approved equal.

LABGARD^{ES}

NU-540 CLASS II TYPE A2 BIOLOGICAL SAFETY CABINET

Design Your Very Own

Each laboratory is unique and every protocol can differ. Set your laboratory up for success by designing your own NuAire Biological Safety Cabinet. It can be as simple as adding a service valve or as involved as customizing the height of the work zone. NuAire can do it all. Invest in a product that lasts and is designed for your needs.

Popular Built-in Options & Accessories



Prop Up Work Surface



Ultraviolet (UV) Light



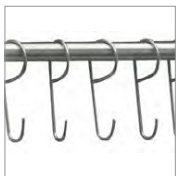
Cord Pass-thru (NSF)



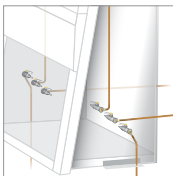
LED Lighting (Replaces
Flourescent Lighting)



Duplex and/or GFI Outlets



IV Bar and SST Hooks




Pre-Piped Plumbing



Service Valves/Couplings
[Gas, Air, Vac]



Microscope Window



Ergotron® arm for monitor and
keyboard/mouse

Identification:

Nuaire LabGard ES Class II Type A2 Biological Safety Cabinet. Contractor provided and installed. Refer to Vendor specifications for install instructions. Provide appropriate connections. Manufacturer: Nuaire or approved equal.

Accessories

LABGARD^{ES}
NU-540 CLASS II TYPE A2 BIOLOGICAL SAFETY CABINET



Arm Rest Pads



Elbow Rest




Motorized Base Stand



Telescoping Leg Leveler
or Castor Base Stand



Base Stand Shelf



Adjustable Foot Rest



Stainless Steel Turntable



Fixed Exhaust Canopy
Transition w/ Alarm



Flex Duct



Manual and Automatic
Butterfly Valves



8" (204 mm) to 10" (254 mm)
Round Transition



Variable Flow Control (VFC)
Exhaust Transition w/ Alarm



Airflow Alarms



Laboratory Cart



Silicone Connection Kit

Identification:

Nuaire LabGard ES Class II Type A2 Biological Safety Cabinet. Contractor provided and installed. Refer to Vendor specifications for install instructions. Provide appropriate connections. Manufacturer: Nuaire or approved equal.

LABGARD^{ES}

NU-540 CLASS II TYPE A2 BIOLOGICAL SAFETY CABINET

Complete your Laboratory

NuAire offers a variety of Laboratory Equipment to meet the needs of the research, vivarium, pharmacy, environmental laboratory and more. Join the NuAire family and complete your laboratory with complementary NuAire Quality products.



LABGARD
Biological Safety Cabinets



IN-VITROCELL
CO₂ Incubators



NUVIR
Centrifuges



Hitachi Koki
HITACHI



BREEZE
Microcentrifuges



Mini-Centrifuges



GLACIER
Ultralow Freezers



AIREGARD
Laminar Airflow Workstations



PHARMAGARD
Compounding Isolators



ALLERGARD
Animal Laboratory Products



**Polypropylene Fume Hoods
and Casework**



Custom Solutions

15

Identification:

Nuaire LabGard ES Class II Type A2 Biological Safety Cabinet. Contractor provided and installed. Refer to Vendor specifications for install instructions. Provide appropriate connections. Manufacturer: Nuaire or approved equal.

E51e
16 of 18

Delivering product to the customer that is cost effective, exceeds their requirements, delivers product on-time, and increases productivity and profitability.

In every NuAire product you'll find brilliant but practical design, keen attention to detail in every phase of the fabrication and assembly process, thoroughly tested, outstanding value, and dependable service. These are the foundation for NuAire's international reputation, and practical reasons why NuAire is universally recognized as the finest. NuAire's Quality Policy to Satisfy Customers, Comply with Quality System Requirements and Continually Improve.

Sales and Service Like No Other NuAire employs a network of knowledgeable sales and service individuals some of which have been selling and servicing NuAire Laboratory Products since our inception in 1971.

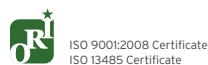
Working safely video series. Learn how to work safely in your NuAire Biological Safety Cabinet with this 7 Chapter online video series.



Our Sales Representatives are located throughout the globe providing you with a local individual who can assist product selection, pricing, installation, training, and service throughout the life of your product. Once you buy a NuAire you're a part of our family and we'll work hard to satisfy your needs.

NuAire offers service-training classes and individualize assistance to service professionals in the laboratory community. These NuAire certified companies are located throughout the world allowing NuAire to provide service and assistance to the farthest corners of the earth. Have the option to select from multiple service vendors in your area to find a company that fits your needs.

Contracts, GPO's and many more! NuAire has a variety of Contracts set up through Group Purchasing Organizations, Government Associations, Health Systems, Universities and many more.



Identification:

NuAire LabGard ES Class II Type A2 Biological Safety Cabinet. Contractor provided and installed. Refer to Vendor specifications for install instructions. Provide appropriate connections. Manufacturer: NuAire or approved equal.



Your Local NuAire Partner

LABRepCo
One Company • Many Solutions

101 Witmer Road, Suite 700
Horsham, PA 19044
p: 1.800.521.0754 | f: 215.442.9200
www.labrepco.com | info@labrepco.com

NuAire, Inc. | 2100 Fernbrook Lane | Plymouth, MN 55447 | U.S.A.

For more information please visit
www.nuaire.com or call 1.800.328.3352



© Copyright 2015. NuAire, Inc. All Rights Reserved.
20-1315-DB-EN-V1-201505

[Request a quote online](#)

Identification:

Nuaire LabGard ES Class II Type A2 Biological Safety Cabinet. Contractor provided and installed. Refer to Vendor specifications for install instructions. Provide appropriate connections. Manufacturer: Nuaire or approved equal.

E51e
18 of 18

Alinity



Alinity

ci-series

ALINITY | Clinical Chemistry | Immunoassay | Hematology | Transfusion | Molecular | Point of Care | Professional Services

Alinity ci-series System Specifications

CHOOSE TRANSFORMATION™

Achieve measurably better healthcare performance.
CORELABORATORY.ABBOTT/ALINITY



Identification:

Alinity ci-series molecular diagnostic analyzer.
Owner provided and installed. Contractor to provide appropriate electrical connections.
Manufacturer: Abbott or approved equal.

E61a
1 of 4

Alinity

FEATURE	ALINITY c	ALINITY i	ALINITY ci
Dimension (H x W x D)	4.40 x 3.90 x 3.84 ft/14.98 ft ²	4.40 x 3.90 x 3.84 ft/14.98 ft ²	4.40 x 6.56 x 3.84 ft/25.17 ft ²
Methods	Photometric, Potentiometric	Chemiluminescence	Photometric, Potentiometric, Chemiluminescence
Maximum Throughput	Up to 1350 TPH	Up to 200 TPH	Up to 1550 TPH
Throughput/ft ²	Up to 90 TPH/ft ²	Up to 13 TPH/ft ²	Up to 62 TPH/ft ²
Scalability	Up to 4 modules controlled by one System Control Module (SCM)*		
Continuous Access of Reagents, Calibrators, Controls and Consumables	Yes		
Flexible Stat Options	Prioritize single rack as needed or configure multiple fixed positions		
Sample Types	Serum, plasma, urine, cerebrospinal fluid, hemolysate, whole blood	Serum, plasma, whole blood, urine	Serum, plasma, urine, cerebrospinal fluid, hemolysate, whole blood
Sample Capacity	150	150	300
Sample Bar Code Types	Code 128, Standard Code 39, Interleaved 2 of 5, Codabar		
Sample Result Storage	200,000		
Dead Volume	50 µL (sample cup)		
Sample Volume [†]	1.5–35 µL	2–200 µL	Alinity c: 1.5–35 µL Alinity i: 2–200 µL
Sample Probe Carryover	≤0.1 parts per million [‡]		
Reagent Capacity	Up to 70 refrigerated reagent cartridges onboard plus patented ISE (Na ⁺ , K ⁺ , and Cl ⁻)	Up to 47 refrigerated reagent cartridges onboard	Up to 117 refrigerated reagent cartridges onboard plus patented ISE (Na ⁺ , K ⁺ , and Cl ⁻)
Reagent Type	100% liquid ready-to-use		
Reagent Onboard Stability [†]	5–60 days	15–30 days	For Alinity c: 5–60 days For Alinity i: 15–30 days
Automated Onboard Calibrators and Controls [†]	Yes	Yes (controls only)	Alinity c: Yes Alinity i: Yes (controls only)
Calibration Frequency [†]	1–60 days	15–30 days	For Alinity c: 1–60 days For Alinity i: 15–30 days
Sample, Clot and Bubble Detection	Yes		
Reagent Pressure Monitoring	Yes		
Sample Interference Measurement	Yes; hemolysis, icterus, and lipemia	No	Yes; hemolysis, icterus, and lipemia (CC only)
On Board Maintenance Records	Yes		
Online Error Code Help	Yes		
Host Interface	HL7 or ASTM		
Remote Diagnostics	AbbottLink		
Weight	1566 lbs	1373 lbs	2552 lbs
Electrical Requirements	SCM: 90–264 V, 16 amp Each Instrument: 180–264 V, 16 amp		
Water Requirements	Average: 27 L/hr Max [‡] : <30 L/hr	Average: <10 L/hr Max [‡] : <30 L/hr	Average: <37 L/hr Max [‡] : <60 L/hr
Heat Output (processing)	Average 2005 Btu	Average 1634 Btu	Average 3639 Btu
Noise Level (1 m)	Alinity c: 55.9 dBA Alinity i: 63.4 dBA		
Laboratory Automation Connection	ACCELERATOR a3600	ACCELERATOR a3600	In development

TPH=tests per hour

^{*} Assay dependent

[†] Excluding whole blood

[‡] Maximum of two minutes during the prime of the wash buffer dilution assembly

Identification:

Alinity ci-series molecular diagnostic analyzer.
Owner provided and installed. Contractor to provide appropriate electrical connections.
Manufacturer: Abbott or approved equal.

E61a
2 of 4

Alinity

FEATURE	ALINITY cc	ALINITY ii
Dimension (H x W x D)	4.40 x 6.56 x 3.84 ft/25.17 ft ²	4.40 x 6.56 x 3.84 ft/25.17 ft ²
Methods	Photometric, Potentiometric	Chemiluminescence
Maximum Throughput	Up to 2700 TPH	Up to 400 TPH
Throughput/ft ²	107 TPH/ft ²	16 TPH/ft ²
Scalability	Up to 4 modules controlled by one System Control Module (SCM)*	
Continuous Access of Reagents, Calibrators, Controls and Consumables	Yes	
Flexible Stat Options	Prioritize single rack as needed or configure multiple fixed positions	
Sample Types	Serum, plasma, urine, cerebrospinal fluid, hemolysate, whole blood	Serum, plasma, whole blood, urine
Sample Capacity	300	300
Sample Bar Code Types	Code 128, Standard Code 39, Interleaved 2 of 5, Codabar	
Sample Result Storage	200,000	
Dead Volume	50 µL (sample cup)	
Sample Volume ^c	1.5–35 µL	2–200 µL
Sample Probe Carryover	≤0.1 parts per million [†]	
Reagent Capacity	Up to 140 refrigerated reagent cartridges onboard plus patented ISE (Na ⁺ , K ⁺ , and Cl ⁻)	Up to 94 refrigerated reagent cartridges onboard
Reagent Type	100% liquid ready-to-use	
Reagent Onboard Stability ^c	5–60 days	15–30 days
Automated Onboard Calibrators and Controls ^c	Yes	Yes (controls only)
Calibration Frequency ^c	1–60 days	15–30 days
Sample, Clot and Bubble Detection	Yes	
Reagent Pressure Monitoring	Yes	
Sample Interference Measurement	Yes; hemolysis, icterus, and lipemia	No
On Board Maintenance Records	Yes	
Online Error Code Help	Yes	
Host Interface	HL7 or ASTM	
Remote Diagnostics	AbbottLink	
Weight	2746 lbs	2356 lbs
Electrical Requirements	SCM: 90–264 V, 16 amp Each Instrument: 180–264 V, 16 amp	
Water Requirements	Average: ≤54 L/hr Max [‡] : <60 L/hr	Average: ≤20 L/hr Max [‡] : ≤60 L/hr
Heat Output (processing)	Average 4010 Btu	Average 3268 Btu
Noise Level (1 m)	Alinity c: 55.9 dBA Alinity i: 63.4 dBA	
Laboratory Automation Connection	ACCELERATOR s3600	

TPH=tests per hour

^c Assay dependent

[†]Excluding whole blood

[‡]Maximum of two minutes during the prime of the wash buffer dilution assembly

Identification:

Alinity ci-series molecular diagnostic analyzer.

Owner provided and installed. Contractor to provide appropriate electrical connections.

Manufacturer: Abbott or approved equal.

E61a
3 of 4

CHOOSE TRANSFORMATION™

Achieve measurably better healthcare performance.
CORELABORATORY.ABBOTT/ALINITY

Alinity, AbbottLink and Choose Transformation are trademarks of Abbott Laboratories in various jurisdictions.
© 2018 Abbott Laboratories. ADD-00063137



Identification:

Alinity ci-series molecular diagnostic analyzer.
Owner provided and installed. Contractor to provide appropriate electrical connections.
Manufacturer: Abbott or approved equal.

E61a
4 of 4

EQUIPMENT MANUAL

Furniture Equipment

Identification:

Equipment description and/or comment.

F items

GUEST SEATING

BY OWNER
(N.I.C.)

Identification:

Guest Seating. Not in contract, Owner provided.

F02a

1 of 1

SOFA

BY OWNER
(N.I.C.)

Identification:

Sofa. Not in contract, Owner provided.

F02b

1 of 1

TASK CHAIR

BY OWNER
(N.I.C.)

Identification:

Task Chair. Not in contract, Owner provided.

F03a

1 of 1

CAFETERIA / DINING CHAIR

BY OWNER
(N.I.C.)

Identification:

Cafeteria / Dining Chair. Not in contract, Owner provided.

F05a

1 of 1

HIGH TOP SEATING

BY OWNER
(N.I.C.)

Identification:

High Top Seating. Not in contract, Owner provided.

F05f

1 of 1

DESK SYSTEM

BY OWNER
(N.I.C.)

Identification:

Desk System. Not in contract, Owner provided.

F06a

1 of 1

CAFETERIA / DINING TABLE

BY OWNER
(N.I.C.)

Identification:

Cafeteria / Dining Table. Not in contract, Owner provided.

F09d

1 of 1

OFFICE TABLE

BY OWNER
(N.I.C.)

Identification:

Office Table. Not in contract, Owner provided.

F09e

1 of 1

EQUIPMENT MANUAL

Moveable Equipment

Identification:

Equipment description and/or comment.

M items



Item # _____

Job _____



Wire Shelving

SUPER ERECTA SHELF® WIRE SHELVING

- **Unique Design:** The open wire design of these shelves minimizes dust accumulation and allows free circulation of air, greater visibility of stored items and greater light penetration.
- **Durable Construction:** Super Erecta shelves and posts are constructed of heavy-gauge carbon steel or Type 304 stainless steel.
- **Choice of Finishes:** Super Erecta Brite™ and chrome-plated for dry storage; Metroseal 3™ with Microban® antimicrobial product protection and stainless steel for corrosive environments; and attractive epoxy color options for merchandising applications.
- **Versatile:** Super Erecta Shelf® wire shelving can adapt to your changing needs. By using various accessories, hundreds of shelving configurations become possible.
- **Fast, Secure Assembly:** SiteSelect™ Posts have a double groove visual guide feature every 8" (203mm), circular grooves at 1" (25mm) increments, and are numbered at 2" (50mm) intervals. A patented, tapered split sleeve snaps together around each post. Tapered openings in the shelf corners slide over the tapered split sleeves providing a positive lock. Shelf is assembled in minutes without the use of any special tools.
- **Adjustability:** Shelves can be adjusted at 1" (25mm) intervals along the entire length of the post.
- **Shelf Ribs:** Run front to back, allowing you to slide items on and off shelves smoothly.
- **Shelf Accessibility:** Shelves can be loaded/unloaded easily from all sides. This open construction allows maximum use of storage cube.
- **Adjustable Feet:** Bolt levelers compensate for surface irregularities.

Note: Stainless stationary posts are equipped with stainless steel leveling feet.



*MICROBAN® and the MICROBAN® symbol are registered trademarks of the Microban Products Company, Huntersville, NC.



InterMetro Industries Corporation
North Washington Street
Wilkes-Barre, PA 18705
www.metro.com


EMERSON
Commercial & Residential Solutions

10.01

Identification:

Super Erecta Brite Wire Shelving, chrome look, refer to architectural drawings for appropriate sizing, configuration and locations. Owner provided.

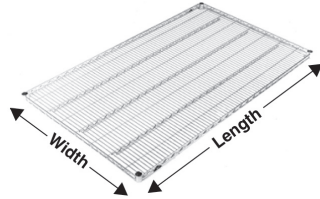
M08b

1 of 4



SUPER ERECTA SHELF® WIRE SHELVING

Wire Shelves



Split Sleeve



**Aluminum
Split Sleeve**

- **Metroseal 3:** Metro's proprietary epoxy coating contains Microban® antimicrobial product protection. Microban antimicrobial protects the epoxy coating from bacteria, mold, mildew, and fungus that cause odors, stains, and product degradation.
- See spec sheet 10.14 for epoxy color options.
- Plastic split sleeves are included with each shelf
Replacements are available: Cat. No. 9985 (bag of 4)
- Aluminum split sleeves are recommended for abusive mobile applications. Sleeves with stainless C-rings must be used for cart wash applications (exceeding 200°F/93°C) and for all autoclave applications.
Cat. No. 9986Z (bag of 4 with zinc C-rings)
Cat. No. 9986S (bag of 4 with stainless steel C-rings)
- Weight capacity (evenly distributed) per shelf
800 lbs. (363kg) for lengths of 18" to 48" (457 to 1219mm)
600 lbs. (272kg) for lengths of 54" (1370mm) or longer
- Weight capacity (evenly distributed) per unit.
Stationary shelving units have a maximum load capacity (evenly distributed) of 2,000 lbs. (907kg)
Mobile units have a maximum capacity of three times the caster load rating up to but not exceeding 1,000 lbs. (453kg) total. Consult the Metro catalog for caster load ratings

Model No. Super Erecta Brite	Model No. Chrome	Model No. Metroseal 3 with Microban®	Model No. Stainless	Nominal Width/Length (in.) (mm)		Approx. Pkd. Wt. (lbs.) (kg)	
1424BR	1424NC	1424NK3	1424NS	14x24	355x610	6	2.7
1430BR	1430NC	1430NK3	1430NS	14x30	355x760	7	3.2
1436BR	1436NC	1436NK3	1436NS	14x36	355x914	8	3.6
1442BR	1442NC	1442NK3	1442NS	14x42	355x1066	9 1/2	4.3
1448BR	1448NC	1448NK3	1448NS	14x48	355x1219	10 1/2	4.7
1460BR	1460NC	1460NK3	1460NS	14x60	355x1524	14	6.3
1472BR	1472NC	1472NK3	1472NS	14x72	355x1829	17	7.7
1824BR	1824NC	1824NK3	1824NS	18x24	457x610	7	3.2
1830BR	1830NC	1830NK3	1830NS	18x30	457x760	8	3.6
1836BR	1836NC	1836NK3	1836NS	18x36	457x914	9 1/2	4.3
1842BR	1842NC	1842NK3	1842NS	18x42	457x1066	11	5.0
1848BR	1848NC	1848NK3	1848NS	18x48	457x1219	12	5.4
1854BR	1854NC	1854NK3	1854NS	18x54	457x1370	14 1/2	6.6
1860BR	1860NC	1860NK3	1860NS	18x60	457x1524	17	7.7
1872BR	1872NC	1872NK3	1872NS	18x72	457x1829	20	9.1
2124BR	2124NC	2124NK3	2124NS	21x24	530x610	8	3.6
2130BR	2130NC	2130NK3	2130NS	21x30	530x760	9	4.1
2136BR	2136NC	2136NK3	2136NS	21x36	530x914	11	5.0
2142BR	2142NC	2142NK3	2142NS	21x42	530x1066	12	5.4
2148BR	2148NC	2148NK3	2148NS	21x48	530x1219	14	6.4
2154BR	2154NC	2154NK3	2154NS	21x54	530x1370	16	7.3
2160BR	2160NC	2160NK3	2160NS	21x60	530x1524	18	8.2
2172BR	2172NC	2172NK3	2172NS	21x72	530x1829	24	10.9
2424BR	2424NC	2424NK3	2424NS	24x24	610x610	9	4.1
2430BR	2430NC	2430NK3	2430NS	24x30	610x760	11	5.0
2436BR	2436NC	2436NK3	2436NS	24x36	610x914	13	5.9
2442BR	2442NC	2442NK3	2442NS	24x42	610x1066	15	6.8
2448BR	2448NC	2448NK3	2448NS	24x48	610x1219	16	7.3
2454BR	2454NC	2454NK3	2454NS	24x54	610x1370	19	8.6
2460BR	2460NC	2460NK3	2460NS	24x60	610x1524	21	9.5
2472BR	2472NC	2472NK3	2472NS	24x72	610x1829	26	11.8

Note: 14" (355mm) deep units.
Free-standing units: Units taller than 63" (1600mm) must be properly fastened to the floor or wall using Metro foot plates or wall brackets.
Mobile units: maximum allowable post height is 54" (1370mm).

Identification:

Super Erecta Brite Wire Shelving, chrome look, refer to architectural drawings for appropriate sizing, configuration and locations. Owner provided.

M08b
2 of 4

SUPER ERECTA SHELF® WIRE SHELVING



SiteSelect™ Posts

Stationary Posts

Stationary posts are equipped with a leveling bolt to account for uneven floors.

- Height includes leveling bolt (completely tightened) and post cap Leveling bolt can be adjusted 1/2" (13mm).
- Foot plates may be ordered separately and installed in place of leveling foot.
- Replacement leveling bolts
Zinc Cat. No. RPF04-004 Stainless Steel Cat. No. RPF04-004C
- Replacement post cap for standard posts
Black Cat. No. RPC06-035



SiteSelect Posts feature double grooves every 8" (203mm) to aid assembly.

Model No. Chrome	Model No. Metroseal 3 with Microban	Model No. Stainless Steel	Height		Approx. Pkd. Wt.	
			(in.)	(mm)	(lbs.)	(kg)
7P	7PK3		7 ³ / ₈	187	1/2	0.3
13P	13PK3	13PS	14 ³ / ₈	365	1	0.5
27P	27PK3	27PS	28 ³ / ₈	720	1 ³ / ₄	0.75
33P	33PK3	33PS	34 ³ / ₈	873	2	0.9
54P	54PK3	54PS	54 ⁷ / ₁₆	1382	3	1.4
63P	63PK3	63PS	62 ⁷ / ₁₆	1585	3 ¹ / ₂	1.6
74P	74PK3	74PS	74 ¹ / ₂	1892	4	1.8
86P	86PK3	86PS	86 ¹ / ₂	2197	5	2.3
*96P			96 ¹ / ₂	2450	5 ¹ / ₂	2.5

*96P should not be used on units less than 24" (610mm) deep. Consult Metro Engineering for alternate recommendations.



Stationary Post

Mobile Posts (For use with Stem Casters)

- Height includes post cap.

Model No. Chrome	Model No. Metroseal 3 with Microban	Model No. Stainless Steel	Height		Approx. Pkd. Wt.	
			(in.)	(mm)	(lbs.)	(kg)
13UP	13UPK3	13UPS	13 ³ / ₄	349	1	0.5
27UP		27UPS	27 ³ / ₄	704	1 ³ / ₄	0.75
33UP	33UPK3	33UPS	33 ³ / ₄	857	2	0.9
54UP	54UPK3	54UPS	53 ¹³ / ₁₆	1366	3	1.4
63UP	63UPK3	63UPS	61 ¹³ / ₁₆	1570	3 ¹ / ₂	1.6
	70UPK3		69 ³ / ₄	1771	3 ³ / ₄	1.7
74UP	74UPK3	74UPS	73 ⁷ / ₈	1876	4	1.8
86UP	86UPK3	86UPS	85 ⁷ / ₈	2181	4.5	2.0



Post for Stem Caster

Staked Posts (For use with Truck Dollies)

- Each post connects to the truck dolly through the stem receptacle. The stem receptacle is staked into the bottom of the post to ensure a durable connection in abusive mobile applications.
- Each includes a leveling/connecting bolt.

Model No. Chrome	Model No. Stainless Steel	Height		Approx. Pkd. Wt.	
		(in.)	(mm)	(lbs.)	(kg)
54P-STKD	54PS-STKD	54 ⁷ / ₁₆	1382	3	1.4
63P-STKD	63PS-STKD	62 ⁷ / ₁₆	1585	3 ¹ / ₂	1.6
74P-STKD	74PS-STKD	74 ¹ / ₂	1892	4	1.8



Staked Post

Swaged Posts (For use with Stem Casters in Cart Wash Applications)

- Each post has an aluminum cap swaged into the top of the post.

Model No. Stainless Steel	Height		Approx. Pkd. Wt.	
	(in.)	(mm)	(lbs.)	(kg)
33UPS-SW	33 ³ / ₄	857	2	0.9
54UPS-SW	53 ¹³ / ₁₆	1366	3	1.4
63UPS-SW	61 ¹³ / ₁₆	1570	3 ¹ / ₂	1.6



Swaged Post

Special Length Posts

Special length cut posts are available. Consult your Metro representative for more information.

Identification:

Super Erecta Brite Wire Shelving, chrome look, refer to architectural drawings for appropriate sizing, configuration and locations. Owner provided.

Job _____



SUPER ERECTA SHELF® WIRE SHELVING

Super Wide Shelving

- **High-density Storage:** Super Wide™ shelves have a greater storage area for holding large quantities of supplies, especially large, bulky objects, providing maximum storage in minimum space.
- **Load Capacity** (evenly distributed) per shelf:
Depths: 30" and 36" (760 and 914mm)
800 lbs. (363kg) for lengths 48" (1219mm) or shorter.
600 lbs. (272kg) for lengths 54" (1370mm) or longer.

Model No. Chrome	Model No. Metroseal 3 with Microban	Model No. Stainless Steel	Nominal Width/Length (in.) (mm)		Approx. Pkd. Wt. (lbs.) (kg)	
3036NC	3036NK3	3036NS	30x36	760x914	15	6.8
3048NC	3048NK3	3048NS	30x48	760x1219	21	9.5
3060NC	3060NK3	3060NS	30x60	760x1524	26 1/2	11.8
3072NC	3072NK3	3072NS	30x72	760x1829	31	14.0
3636NC	3636NK3	3636NS	36x36	910x914	18	8.2
3648NC	3648NK3	3648NS	36x48	910x1219	23	10.4
3660NC	3660NK3	3660NS	36x60	910x1524	29	13.1
3672NC	3672NK3	3672NS	36x72	910x1829	34 1/2	15.4



Foot Plates

- Use to bolt units to the floor, or when a broader, more stable foot is desired. Foot plates also help to protect floors by distributing the point load of the shelving unit across a larger contact point.
- Foot plates (completely tightened) add 1/8" (3mm) to the specified heights of each stationary post on the table.
Zinc Cat. No. 9993Z
Stainless Steel Cat. No. 9993S



"S" Hook

- Used to add on shelving units with only two posts required. Order two per shelf level.
Cat. No. 9995Z



All Metro Catalog Sheets are available on our website: www.metro.com



InterMetro Industries Corporation
North Washington Street, Wilkes-Barre, PA 18705
Phone: 570-825-2741
Product Information. U.S. and Canada: 1.800.992.1776
Outside U.S. and Canada: www.metro.com/contactus

L02-006e
Printed in U.S.A. Rev. 1/15

Information and specifications are subject to change without notice. Please confirm at time of order

Copyright © 2015 InterMetro Industries Corp.

Identification:

Super Erecta Brite Wire Shelving, chrome look, refer to architectural drawings for appropriate sizing, configuration and locations. Owner provided.

M08b
4 of 4



JANITORIAL Waste Containers



No. 4PGL2



No. F9111

Fire-Safe Wastebaskets

Rectangular fiberglass resin resists chipping and denting; will not rust. UL Listed to contain burning paper without contributing fuel to a fire.

Rubbermaid®—1" raised bottom prevents heat transfer to floors/carpeting. Round

models feature a rolled wire rim, locked seam design, and embossed panels. Rectangular models feature a vinyl top bumper and steel legs with nylon button. Indoor use recommended. UL Listed.



Cap.	Color	L	W	H	Item No.	\$ Each
►CHOOSE: Tough Guy® Fiberglass Material						
7 qt.	Beige	8 1/4"	6 1/4"	10 1/4"	4PGL2	22.38
14 qt.	Beige, Black, Gray	11 1/4"	8 1/4"	12 1/4"	D2117	33.30
28 qt.	Beige, Black, Gray	14 1/2"	10 1/2"	15 1/4"	D2118	53.25
10 gal.	Beige	15"	11 1/4"	20"	4PGL9	87.30
Rubbermaid® Fiberglass Material						
3.5 gal.	Beige, Black, Gray	11 1/4"	8 1/4"	12 1/4"	F9111	40.50
7 gal.	Beige, Black, Gray	14 1/2"	10 1/2"	15 1/4"	F8449	63.95
Rubbermaid® Steel Material						
6.5 gal.	Almond, Black, Gray	—	—	14 1/2"	D2119	31.05
7.5 gal.	Almond, Black, Gray	17"	17"	15"	D2121	74.00
11 gal.	Almond, Black, Gray	—	—	18"	D2122	49.55
24 gal.	Almond, Black, Gray	21"	21"	30"	D2123	148.70



No. 48L069

Steel Wastebaskets

Satin stainless steel body and fingerprint-proof textured finish. Mesh items feature powdered-coated baked-on epoxy finish.



Description	Capacity	Dia.	L	W	H	SILVER Item No.	\$ Each	BLACK Item No.	\$ Each
Tough Guy® Stainless Steel									
Round Open, Black Top	18 gal.	15"	15"	15"	28"	48L069	378.50	—	—
Round Dome, Black Top	18 gal.	15"	15"	15"	31"	48L070	535.00	—	—
Round Funnel, Stainless Steel Top	33 gal.	18 1/4"	18 1/4"	18 1/4"	32"	48L071	1,162.00	—	—
Rubbermaid® Mesh									
Rectangle Open	7.5 gal.	—	8 1/2"	14"	16"	—	—	1LYL7	43.25
Round Open	5 gal.	11 1/2"	—	—	14"	1LYL9	33.55	1LYL8	30.00



Tough Guy® Rectangular Base



3 Rubbermaid Trolleys Shown - Containers and Tops Sold Separately



Rectangular Containers, Tops, and Trolley System

TOUGH GUY®

Durable plastic rectangular receptacles are sleek, seamless, and easy to clean. Multiple lids assist users in identifying recycling or refuse collection.

RUBBERMAID®

Slim Jim® With Venting Channels—Venting channels help reduce the force needed to remove a full can liner.

Wall-Mounted—Include top with self-closing, spring-loaded swing door, hardware, and instructions. FM Approved for fire safety when wall-mounted.

Trolleys—Lock 2 or more together to move multiple units in 1 trip, or use individually.

Description	Capacity	Color	L	W	H	Item No.	\$ Each
►CHOOSE: Tough Guy® Open-Top Trash Cans							
Base	15 1/2 gal.	Beige, Blue, Gray	20"	11"	24 1/4"	D2104	52.10
Base	23 gal.	Beige, Blue, Gray	20"	11"	30"	D2105	58.00
Rubbermaid® Slim Jim® Utility Containers with Venting Channels							
Base	23 gal.	Beige, Black, Blue, Gray, Green	22"	11"	30"	D1941	88.00
Rubbermaid® Slim Jim® Wall-Mounted Containers							
Base and Top	15 gal.	Beige, Brown	19 1/2"	11 1/4"	32 1/2"	D1943	204.75
Description	Fits Container Size	Color	L	W	H	Item No.	\$ Each
Tough Guy® Tops							
Drop Top	15 or 23 gal.	Gray	20 3/8"	11 3/8"	4 3/4"	4PGU1	46.65
Handle Top	15 or 23 gal.	Gray	20 3/8"	11 3/8"	3"	4PGU2	55.15
Bottle and Can	15 gal. or 23 gal.	Brown	20 3/8"	11 3/8"	3"	4PGU3	59.55
Bottle and Can	15 gal. or 23 gal.	Green	20 3/8"	11 3/8"	3"	4PGU4	59.55
Rubbermaid® Slim Jim® Tops and Trolleys							
Swing Top	23 gal.	Black	20 1/2"	11 1/4"	5"	2FTG7	65.70
Hinged Top	23 gal.	Black	21 1/4"	13 1/4"	1 1/4"	2FTH2	69.45
Trolley	23 gal.	Black	23 1/4"	15"	10 1/4"	3XH25	128.50
Stainless Steel Trolley	23 gal.	Satin Stainless Steel	20 3/8"	9 3/4"	9 1/2"	2FTH3	253.50

1872 GRAINGER®

Find even **MORE** on **Grainger.com®**



Flat Top, Powder-Coated, Black Chrome




Half-Round Containers

Half-round shape allows receptacle to be placed snugly against walls where space is limited. Feature a side opening and include a plastic liner.

Cap.	Color	L	W	H	Item No.	\$ Each
►CHOOSE: Half Round Containers						
Swing Top						
21 gal.	Beige, Gray	20 3/8"	9 3/4"	28 1/2"	D2127	109.45
Flat Top						
9 gal.	Chrome	9"	17 3/8"	32 1/4"	4PG67	251.50
9 gal.	Satin Stainless Steel	9"	17 3/8"	32 1/4"	4PG66	441.50
Fits Container Size (gal.)	Color	L	W	H	Item No.	\$ Each
Half-Round Swing Top						
—	Black	21 1/2"	12 1/2"	9"	4PGR5	171.00



Square Container



Half-Round Container



Silhouette Containers

Contemporary perforated steel design. Fire-safe steel with UV-stabilized construction. Adjustable leg levelers provide stability on uneven surfaces. Piano-hinged tops ease access to leakproof rigid plastic liners. Indoor use recommended.

Capacity	L	W	H	STAINLESS STEEL Item No.	\$ Each	SILVER METALLIC Item No.	\$ Each	BLACK Item No.	\$ Each
Square Waste Containers with Open Tops									
10 gal.	10 1/4"	10 1/4"	25"	2KDP9	691.50	—	—	—	—
24 gal.	14 3/4"	14 3/4"	30"	2KDR1	841.50	2KDR6	603.50	2KDT2	550.00
40 gal.	18 3/4"	18 3/4"	30"	2KDR2	1,089.00	2KDR7	781.50	2KDT3	710.00
50 gal.	21 3/4"	21 3/4"	31 1/4"	2KDR3	1,591.00	—	—	—	—
50 gal.	21 3/4"	21 3/4"	31 1/4"	—	—	2KDR8	1,404.00	2KDT4	1,376.00
Rectangular Waste Containers with Open Tops									
25 gal.	19 1/2"	10"	30"	2KDR4	909.00	2KDR9	652.50	—	—
40 gal.	24"	12 1/2"	30"	2KDR5	1,175.00	2KDT1	844.50	—	—
Half Round Waste Containers with Open Tops									
12 gal.	9"	18"	32"	2KDT5	758.00	2KDT7	449.75	2KDT6	391.00

Metal Container with Document Bag



Confidential Document Containers



Tamper-resistant containers safeguard discarded confidential documents. Aids with HIPAA compliance.

Slim Jim® Slotted Lid—Top-access slotted lid converts existing 15- and 23-gal. Slim Jim® into a secure container. Includes installation hardware.



Brute® Rollout Container

Description	Capacity	Color	Material	L	W	H	Item No.	\$ Each
Metal w/ Document Bag	36 gal.	Platinum	Steel	18 1/4"	20 1/4"	31"	4NY80	432.25
BRUTE® Rollout	65 gal.	Gray	Plastic	32 1/4"	25 1/4"	41 1/4"	3BU52	359.00
BRUTE® Rollout	95 gal.	Gray	Plastic	35 1/4"	27 1/4"	45 1/4"	3BU48	394.25
Slim Jim® w/Lid	23 gal.	Gray	Plastic	20"	11"	30"	3BU49	202.75
Slim Jim® Slotted Lid	—	Gray	Plastic	20 1/2"	11 1/4"	2 1/4"	3BU50	80.05

✓ = Repair & Replacement Coverage Available

Identification:

Standard Waste Receptacle. Grainger Open Top Fire-Resistant. For undercounter use, Height: 15 5/6". Owner provided.

M13b
1 of 1

Microscopy from Carl Zeiss

Axio Lab.A1

Ergonomic. Easy-to-Use. Durable.

Developed for bio-medical laboratories, for universities and training courses:
Axio Lab.A1 is unmatched when it comes to performance and optics. Highly ergonomic,
easy to operate and brilliant image quality for versatile medical applications.

Particularly in laboratory use, reliable microscopic images are crucial. With Axio Lab.A1 you are guaranteed to work with a microscope that combines maximum performance and cost-effectiveness. The special plus for long-term microscope users: **TUV-approved ergonomics.**

Axio Lab.A1 has been designed for daily laboratory applications. All applications in brightfield, darkfield, phase contrast or fluorescence can be performed readily – with the full range of ZEISS IC'S objectives.

Key benefits at a glance

- TUV-approved ergonomic configuration for maximized comfort and a stress-free working position
- Special features for laboratory use, such as convenient position of all main operating elements and the use of soft-touch materials
- Excellent optical quality for reliable results
- Long term durability through the use of high quality materials
- Numerous tubes, including multi-observation and accessories for a wide range of applications
- Transmitted light illumination alternatively HAL 35 W, LED daylight or LED warmlight



High reliability for continuous microscopy work.



We make it visible.

Identification:

Zeiss Axio Lab A1 Microscope. Not in contract, Owner provided and installed.
Contractor to provide appropriate electrical connections.
Manufacturer: Zeiss or approved equal.

M21b

1 of 4

The First Laboratory Microscope - With Approved Ergonomics

A number of attractive details are designed to guarantee the ergonomic and reliable handling of Axio Lab.A1.

TUV-approved ergonomics. Axio Lab.A1 places strong emphasis on ergonomic features, because continuous microscope use is often associated with discomfort, particularly in the neck.

With Axio Lab.A1 users are able to examine slides with a favorable viewing position, keeping the neck and shoulder muscles relaxed. The height of the microscope is continuously adjustable by 50mm. In addition the tube can be swiveled from 8°-33° continuously.

IC²S optics, the Infinity colour-corrected system, is available only from Carl Zeiss. The system guarantees brilliant, colour-corrected and high-contrast results, meeting all the demands placed on image quality.

Guaranteed durability. The more a microscope is used, the more worthwhile it is to invest in quality. Axio Lab.A1 guarantees long lasting value and a long operating life.

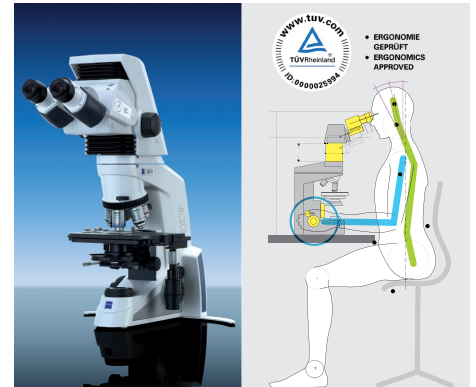
The new multi-discussion system from Carl Zeiss is also compatible for Axio Lab.A1. It is possible to achieve identical image orientations for all co-observers. All co-observers see the same image as the main observer. And a luminous pointer facilitates the identification of specimen details for discussion.

Skin-friendly materials enhance comfort. Many parts of the stand are coated with soft-touch material: These materials offer superior properties in comparison to metal surfaces: less cold and higher friction.

Modular illumination. Convenient and easy-to-change bulbs. The use of the novel warmlight LED in particular offers the advantages of a long lifetime, energy saving and halogen-like colour impressions in stained slides.

Integrated tool storage and cable rest in the stand back flap. Tools, e. g. for centring of phase rings are always at hand and cannot get lost. In addition, the tilted flap can be used as cable rest.

**TUV Rheinland is a world-renowned independent organization which certifies product safety and ergonomics.*



TUV-approved ergonomics: The ergo-version of Axio Lab.A1.*



Comfortable and convenient: Working with supported arm and all main elements within reach of one hand.



Everything at hand: Tool bar on the back of the scope.

Identification:

Zeiss Axio Lab A1 Microscope. Not in contract, Owner provided and installed.
Contractor to provide appropriate electrical connections.
Manufacturer: Zeiss or approved equal.

Explore the Possibilities - Axio Lab.A1 Wide Range of Applications

With the help of Axio Lab.A1 diverse diagnostic applications
can be carried out easily and efficiently.

Axio Lab.A1 is designed for many uses. Microbiology, cytology, hematology and pathology labs as well as those in school and colleges will benefit particularly.

Fluorescence microscopy in the lab

Axio Lab.A1 ensures easy-to-use LED-fluorescence with 2 LED positions and the well known standard push-and-click-modules from Carl Zeiss. In comparison to standard HBO illumination the LED fluorescence is much safer, more energy efficient, quicker and easier to use.
Additional advantages: No warm-up and cool-down times and no need to change or adjust lamps.

The fluorescent marker FITC is primarily used for antigen-antibody reactions in the field of immunology. FITC binds to the antibody molecules and emits an intense green fluorescence upon excitation with the 470 nm LED.

Brightfield and darkfield microscopy

In the field of hematology, the usual diagnostic approach to blood disorders is blood counting and blood film examination. During blood film examination in brightfield microscopy, the individual types of white blood cells are counted. Axio Lab.A1 makes this task easier, because the

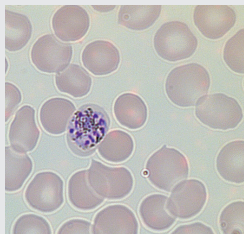
main operating elements of the microscope, such as the stage drive, fine focus drive and light intensity are all reach of one hand. This frees up the other hand.

Darkfield blood analysis is very useful for the early detection of serious health conditions, because fine and unstained structures can often not be seen in front of a bright background. This situation changes if the structures are illuminated from the side and viewed in front of the darkest possible background. The structures then really seem to light up. Darkfield is a useful detection method for minute details, not easily detectable brightfield. It is produced by indirect sample illumination resulting in bright structures on a dark image background. Main fields of applications are hematology and dermatology.

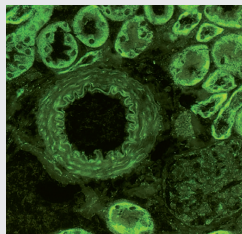
Axio Lab.A1 presents a five position Abbe turret condenser with darkfield and Phase contrast 1,2,3.

Polarization contrast is used to detect birefringent structures, such as crystals or fibres. In medical microscopy it helps to detect gout or asbestos.

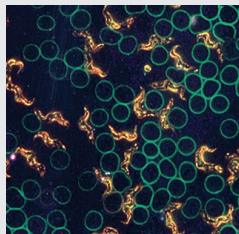
Hematology: Plasmodium malariae, daisy-head stage in brightfield. Specimen: Andrea Michelsen, Ortenau Klinikum Lahr-Ettenheim, Germany.



Mouse kidney after staining with FITC.



Hematology: Blood smear in darkfield.



Gout inspection: Uric acid crystals under polarization contrast.

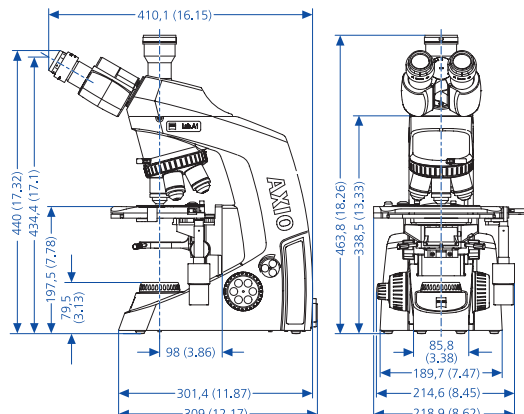


3

Identification:

Zeiss Axio Lab A1 Microscope. Not in contract, Owner provided and installed.
Contractor to provide appropriate electrical connections.
Manufacturer: Zeiss or approved equal.

M21b
3 of 4



Axio Lab.A1 – Technical Data

Contrasting techniques	Brightfield, darkfield, phase contrast, simple polarization contrast, fluorescence contrast
Illumination	Integrated 35 W halogen lamp, 3 W LED (daylight, warmlight)
Objectives	A-Plan, N-Achroplan, EC-Plan-Neofluar and all other IC'S objectives
Eyepieces	Eyepieces 10 x for field of view of 20 mm or 22 mm
Stand	5-position nosepiece, stage drive right
Ergonomics	TUV-approved ergonomics with height-adjustable and tilting tube, with ergonomic stage and stage drive, with a number of soft-touch materials to increase working comfort
Co-observation	One main-observer with tubes for up to 2 co-observers seated on the left side of the main observer



- **ERGONOMIE GEPRÜFT**
- **ERGONOMICS APPROVED**

- All optics in Axio Lab.A1 are anti-fungus treated
- Norms and standards met: CE, CSA(UL), IVD, DIN EN 61010-1 (IEC 61010-1), ISO 9001, ISO 13485
- Available optional accessories: mechanical stages with drives right or left or right in fixed position (ergodrive), several types of specimen holders, several condensers, several binocular tubes, phototubes and ergotubes with different adjustment possibilities in respect to height and tilt, multi-observation equipment, several interference and neutral density filters, several illumination bulbs as HAL or LED, several polarizer and analyzer modules, several reflector modules, several FL-LED modules, several camera adapters, several microscope cameras and AxioVision microscope software.

Carl Zeiss Microscopy GmbH
07745 Jena, Germany
BioSciences
microscopy@zeiss.com
www.zeiss.com/microscopy

TK
Instruments
info@ctk-instruments.com
www.ctk-instruments.com
866-464-1005

Information subject to change.
Printed on environmentally friendly paper
bleached without chlorine.
60-2-0060/e – printed 04.10

Identification:

Zeiss Axio Lab A1 Microscope. Not in contract, Owner provided and installed.
Contractor to provide appropriate electrical connections.
Manufacturer: Zeiss or approved equal.

M21b
4 of 4



Hematek 3000 System

**Increase workforce
productivity in the lab
with Hematek 3000**

siemens-healthineers.us/hematek3000



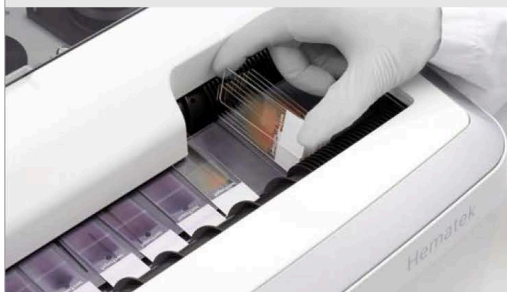
SIEMENS
Healthineers

Identification:

Siemens Hematek 3000 Slide Stainer. Not in contract, Owner provided and installed.
Contractor to provide appropriate electrical connections.
Manufacturer: Siemens or approved equal.

M21c

1 of 4



The Hematek® 3000 System builds on a heritage of slide staining spanning more than half a century. Our expertise in the development of slide stainers dates to 1956, when the first Hematek System was introduced to laboratories. Our longstanding commitment to and expertise in slide staining is exemplified in the newest edition to the Hematek family, the Hematek 3000 System.

Precise technology for precise slide staining

The Hematek 3000 System provides semiautomated slide staining for laboratories that need a robust system capable of staining up to 60 slides per hour. The system helps maximize productivity and deliver quality results through user-defined features and precision controls.

- Continuous-feed loading platform eliminates wasted time associated with batch staining methods
- Pumps deliver a fresh, precise volume of reagent for every slide, while the platen provides uniform stain from field to field and slide to slide with accurate mixing and uniform stain and buffer delivery
- Individual, consistent slide staining optimizes staining quality and enables user-adaptable intensity for standardized slide staining
- Slides are immediately available for viewing upon completion of staining, and the rinse reagent contains the optimal alcohol concentration for proper slide drying

Increased productivity through streamlined workflow

The Hematek 3000 System is built on the proven technology of its predecessors, while new features further support easy and environmentally friendly features.

- All-in-one stain pack includes enough stain for up to 900 slides and offers easy load-and-go operation for optimized daily workflow with minimal hands-on time
- Simple pump release mechanism streamlines maintenance
- System warnings alert users of low stain-level and full waste bin to help ensure uninterrupted, quality results
- Minimal system maintenance helps maximize uptime in your lab
- Compact, RoHS-compliant system guarantees incorporation of environmentally friendly, sustainable substances and supports “green” initiatives

Product Code	Description
10805311	Hematek® 3000 System
10310965	Modified Wright's stain pak
10314755	Wright-Giemsa stain paks
10312656	Pump tubing (every 3 Stain Pak changes)
10323320	Under Platen tubing (every 10 stain pak changes)
10316256	Cannulas

1 Year Repaired Exchange Instrument —
Option—offered by Remote Services Center

Scalable slide staining and review options for laboratories of all sizes

Siemens Healthineers' family of hematology slide staining and review systems offer a systematic, end-to-end approach specifically designed to adapt to your changing needs. Our scalable technology enable labs of all sizes to benefit from practical automation solutions. From labs performing manual staining to those demanding fully automated slide creation, staining, and analysis, we have a solution to meet your needs. Our broad portfolio is adaptable to support even the largest lab with track-based automation and multidisciplinary connectivity to integrated and dedicated chemistry, immunoassay, hemostasis, and hematology testing systems.

Identification:

Siemens Hematek 3000 Slide Stainer. Not in contract, Owner provided and installed.
Contractor to provide appropriate electrical connections.
Manufacturer: Siemens or approved equal.

M21c
2 of 4

Diff-Quik® Stain Kit Hemaprep® Automated Blood Smearing System*	Hematek 3000 System Hemaprep Automated Blood Smearing System	Hematek 3000 System ADVIA® 120 System CellaVision® DM1200 System*	ADVIA Autoslide ADVIA 2120i System CellaVision DM96 System	ADVIA Autoslide ADVIA 2120i System CellaVision DM96 System Aptio® Automation
<ul style="list-style-type: none"> Organized and rapid creation of 1–45 slides/day Consistent, fast, and simple slide creation 	<ul style="list-style-type: none"> Standardized semi-automated slide staining Hands-free staining of up to 60 slides/hour 	<ul style="list-style-type: none"> Standardized semi-automated slide staining Automated processing of up to 120 CBC/diff samples/hour; 150-sample capacity Automated preclassification and review of up to 20 slides/hour for complete peripheral differential 	<ul style="list-style-type: none"> Standardized and reflexive fully-automated slide staining Automated processing of up to 120 CBC/diff samples/hour; 150-sample capacity Automated preclassification and review of up to 35 slides/hour for complete peripheral differential 	<ul style="list-style-type: none"> Standardized and reflexive fully-automated slide staining Automated processing of up to 120 CBC/diff samples/hour; 150-sample capacity Automated preclassification and review of up to 35 slides/hour for complete peripheral differential Integrated high-volume testing through track-based connectivity to Siemens Healthineers chemistry, immunoassay, and hemostasis testing systems

CellaVision is a trademark of CellaVision AB. Hemaprep is a trademark of J.P. Gilbert Company, Inc.

A robust slide staining solution

The Hematek 3000 Stainer (SMN 10805311) is sold exclusively through Distribution channels. Our distributors price the stainer and sell the stain paks and tubings. Additionally we offer service and exchange contracts through our remote services center. For more information on the Hematek 3000 System, or to learn how Siemens Healthineers offers solutions to enhance workflow in laboratories of all sizes, please contact our distribution partners or visit siemens-healthineers.us/hematology for more information.

Hematek 3000 System—Technical Specifications	
Processing system	Platen
Power requirements	110–230 Volts
Dryer	Yes
Temperature (refrigerated chamber)	Room temperature
Cleaning agent	Methanol
Waste disposal	Self-contained waste drawer
Weight, kg (lb)	20 (44)
Dimensions (H X W X D), CM (IN.)	22 x 54 x 46 (8.7 x 21.3 x 18.1)
Slide collection drawer	Included
Manufacturer's reagents	Hematek Modified Wright's Stain, Hematek Wright-Giemsa Stain
Stained slide dryer	Included
Data storage	No electronic data is created, stored, or transmitted by the system.
Carrier, continuous load	Spiral gear
Slides/hr	~60 (dependent on user-defined pump adjustments)
Cellular applications	Peripheral blood and bone marrow smears
Patient results	There are no results generated, therefore no FDA clearance necessary.
Other attributes	Meets requirements of TUV and UL

Identification:

Siemens Hematek 3000 Slide Stainer. Not in contract, Owner provided and installed.
Contractor to provide appropriate electrical connections.
Manufacturer: Siemens or approved equal.

At Siemens Healthineers, our purpose is to enable healthcare providers to increase value by empowering them on their journey toward expanding precision medicine, transforming care delivery, and improving patient experience, all enabled by digitalizing healthcare.

An estimated 5 million patients globally benefit every day from our innovative technologies and services in the areas of diagnostic and therapeutic imaging, laboratory diagnostics, and molecular medicine, as well as digital health and enterprise services.

We're a leading medical technology company with over 120 years of experience and 18,500 patents globally. With about 50,000 dedicated colleagues in over 70 countries, we'll continue to innovate and shape the future of healthcare.

ADVIA, Aptio, Diff-Quik and Hematek, and all associated marks are trademarks of Siemens Healthcare Diagnostics Inc., or its affiliates. Aptio Automation is manufactured by Inpeco and is exclusively distributed by Siemens Healthcare Diagnostics Inc. Inpeco is a trademark of Inpeco SA. CellaVision is a trademark of CellaVision AB. HemaPrep is a trademark of J.P. Gilbert Company, Inc. All other trademarks and brands are the property of their respective owners.

On account of certain regional limitations of sales rights and service availability, we cannot guarantee that all products included in this brochure are available through the Siemens Healthineers sales organization worldwide. Availability and packaging may vary by country and is subject to change without prior notice. Some/All of the features and products described herein may not be available in the United States.

The information in this document contains general technical descriptions of specifications and options as well as standard and optional features, which do not always have to be present in individual cases.

Siemens Healthineers reserves the right to modify the design, packaging, specifications, and options described herein without prior notice. For the most current information, please contact your local sales representative from Siemens Healthineers.

Note: Any technical data contained in this document may vary within defined tolerances. Original images always lose a certain amount of detail when reproduced.

The system is manufactured for Siemens Healthineers in Germany.

Siemens Healthineers Headquarters
Siemens Healthcare GmbH
Henkestr. 127
91052 Erlangen, Germany
Phone: +49 9131 84-0
siemens-healthineers.com

USA
Siemens Healthcare Diagnostics Inc.
511 Benedict Avenue
Tarrytown, NY 10591-5005, USA
Phone: +1-914-631-8000
siemens-healthineers.us

Published by Siemens Healthcare Diagnostics Inc. - Order No. LD-20-NAM-558 - Online - 04.2020 - ©Siemens Healthcare Diagnostics Inc., 2020

Identification:

Siemens Hematek 3000 Slide Stainer. Not in contract, Owner provided and installed.
Contractor to provide appropriate electrical connections.
Manufacturer: Siemens or approved equal.

M21c
4 of 4

CENTRIFUGE

BY OWNER
(N.I.C.)

Identification:

Centrifuge. Not in contract, Owner provided.

M22a

1 of 1

Home / Clinical Laboratory Diagnostic Products and Solutions / Clinical Centrifugation /
StatSpin Express 4



StatSpin Express 4 Centrifuge

Achieve gel separation in only three minutes

The StatSpin Express 4 high-speed horizontal centrifuge provides fast turnaround time and greater productivity for your Lean laboratory. Place it next to any STAT analyzer, and serum or plasma gel tubes are ready in just minutes. The horizontal spin provides a flat gel barrier.

HemoCue America distributes StatSpin products in the U.S., except to veterinary laboratories and veterinary offices.

SSH4 - StatSpin Express 4



Request more info

OVERVIEW

SPECIFICATIONS

REPLACEMENT PARTS

DOCUMENTS

Dimensions

- 8 in. x 13 in. x 16 in. (20.3 cm x 33 cm x 40.6 cm) (H x W x D)
- 2.5 kg (5.5 lbs)

Identification:

Beckman Centrifuge, StatSpin Express 4. Not in contract, Owner provided and installed.
Contractor to provide appropriate electrical connections.
Manufacturer: Beckman or approved equal.

M22d

1 of 2

Cycle Times/Speed	<ul style="list-style-type: none"> • 3 minutes/5,100 rpm/4,000 x g (+/-5%) • 5 minutes/5,100 rpm/4,000 x g (+/-5%) • 10 minutes/4,500 rpm/3,100 x g (+/-5%)
Acceleration Time	≤30 seconds
Deceleration Time	≤30 seconds
Tube Sizes	1.5-10 mL
Power Requirements	100-240 V, 50/60 Hz, 2.5 A
Warranty	Two years

Identification:

Beckman Centrifuge, StatSpin Express 4. Not in contract, Owner provided and installed.
Contractor to provide appropriate electrical connections.
Manufacturer: Beckman or approved equal.

M22d
2 of 2

CENTRIFUGE BUCKET

**BY OWNER
(N.I.C.)**

Identification:

Centrifuge Bucket. Not in contract, Owner provided.
Manufacturer: Beckman or approved equal.

M22e


1 of 1

Introducing XN-L Series

XN-L Series is the latest compact fully-automated 6-part differential haematology analyser from Sysmex.

It is designed to meet today's laboratory needs by providing enhanced clinical values that only high-end models were previously able to provide; delivering improved operational efficiency in the laboratories.

XN-L Series is available in four models with different aspiration modes.



XN-550

Sampler that allows both open and closed tube analysis



XN-450

Closed tube analysis



XN-330 / XN-350

Open tube analysis

XN-L Series | 02

Identification:

Sysmex Hematology Analyzer, XN-550. Not in contract, Owner provided and installed.
Contractor to provide appropriate electrical connections.
Manufacturer: Sysmex or approved equal.

M45a

1 of 2

Specifications

XN-L Series



XN-330



XN-350



XN-450



XN-550

Principles & Technologies

Fluorescent Flow Cytometry method:
WBC, DIFF
RET, IPF, 2-part differential for body fluid analysis (except XN-330)

Hydrodynamic focusing DC detection method:
PLT-I (Impedance), RBC, HCT

Cyanide-free SLS-haemoglobin method:
HGB

Parameters

28 Parameters
Whole blood / Pre-dilution mode:
WBC, RBC, HGB, HCT, MCV, MCH, MCHC, PLT, RDW-SD, RDW-CV, PDW, MPV, P-LCR, PCT, NEUT#, LYMPH#, MONO#, EO#, BASO#, NEUT%, LYMPH%, MONO%, EO%, BASO%, IG#, IG%, MicroR, MacroR

Optional Parameters (Except XN-330)

14 RET & IPF Parameters
RET#, RET%, IRF, LFR, MFR, HFR, RET-He, PLT-O, IPF#, IPF, RBC-He, Delta-He, HYPO-He, HYPER-He

7 Body Fluids Parameters
Body Fluid mode
WBC-BF, RBC-BF, MN#, PMN#, MN%, PMN%, TC-BF#

Throughput

CBC : up to 60 samples/hour CBC + DIFF: up to 60 samples/hour	CBC: up to 70 samples/hour CBC + DIFF: up to 70 samples/hour CBC + DIFF + RET: up to 35 samples/hour Body fluid mode: up to 30 samples/hour
--	--

Sample Aspiration Volume

Whole blood mode: 25 µl Pre-dilution mode: 70 µl	Whole blood / Low WBC mode: 25 µl Pre-dilution mode: 70 µl Body fluid mode: 70 µl
---	---

Data Storage

Results: 100,000 samples
Patient information: 10,000 records
QC files: 99 files / analyser
QC plots : 300 plots / file
Reagent replacement history: 5,000 records
Maintenance history: 5,000 records

Dimensions and Weight

Width : 450 mm Depth : 460 mm Height : 510 mm Approx. 35 kg	Width: 450 mm Depth: 460 mm Height: 510 mm Approx. 35 kg	Width: 450 mm Depth: 460 mm Height: 440 mm Approx. 35 kg	Width: 450 mm Depth: 660 mm Height: 450 mm Approx. 53 kg Monitor Width: 267 mm Depth: 205 mm Height: 240 mm Approx. 3 kg
--	---	---	---

XN-L Series | 08

Identification:

Sysmex Hematology Analyzer, XN-550. Not in contract, Owner provided and installed.
Contractor to provide appropriate electrical connections.
Manufacturer: Sysmex or approved equal.

M45a
2 of 2

Technical Specifications

Test menu	Clotting, chromogenic and immunological assays	Factor parallelism	YES
Continuous sample and reagent loading	YES	STAT capability	YES (at any time, in any position)
Continuous operation	YES	Rerun and reflex testing	YES (configurable)
Sample and reagent transport system	Racks	Reaction-curves display	YES
Samples onboard	80 (10/sample rack)	Quality Control program	YES (with configurable multi-rules)
Assay-specific HIL sample check	YES	Results autovalidation	YES
Tube-fill height detection	YES	Patient sample results database	20,000 samples (configurable)
Sample aspiration clog check	YES	Security system	YES (configurable)
Closed-Tube Sampling	YES (cap-piercing)	Auto log-off	YES
Reagents onboard	40 (refrigerated)	Events log system	YES
Reagents barcode reader	YES (integrated)	Audit-trail report	YES
Barcoded reagents	YES (barcode includes lot, exp. date and vial size)	Electronic signature	YES
Cuvettes onboard	800	Bidirectional interface	YES (with host query)
Applications onboard	500 (250 user-definable)	PC	External (dedicated)
Tests/sample	30	Operating system	Windows 7-based
Throughput		Monitor	17-inch color LCD touchscreen (external)
PT	up to 240 tests/hr (240 samples/hr)	Keyboard	YES (external)
APTT	up to 180 tests/hr (180 samples/hr)	Mouse	YES (external)
PT/APTT	up to 180 tests/hr (90 samples/hr)	Printer	YES (external)
Sample predilution	YES	User interface	Windows 7-based
Calibration curve predilution	YES	Unit dimensions (w x d x h)	110 x 82 x 73 cm (43 x 32 x 29 in)
		Weight (analyzer)	147 kg (324 lbs)

Identification:

Werfen Coagulation Analyzer, ACL Top 550 CTS. Not in contract, Owner provided and installed.
Contractor to provide appropriate connections.
Manufacturer: Werfen or approved equal.

M45b

1 of 1



The next generation in
**Complete
Urinalysis.**



Identification:

Iris Urinalysis Workstation. Not in contract, Owner provided and installed. Model as selected by Owner. Contractor to provide appropriate connections.
Manufacturer: Iris or approved equal.

M45c

1 of 4

workcell

iRICELL® — Comprehensive Urine Testing Solutions to Meet Today's Challenges

Iris image technology is recognized as the gold standard in automated urine microscopy. Since its launch in 2004, 2,200 iQ®200 Automated Urine Microscopy Systems have been placed in laboratories worldwide.

With an expanded focus toward urine chemistry, Iris Diagnostics introduces the iRICELL family of integrated urinalysis workcells, developed, manufactured and distributed by the leader in automated urine microscopy.

The iRICELL Solution is consistent with LEAN principles and provides a positive return on your investment by:

- streamlining the manual processes in urinalysis departments
- providing comprehensive screening for UTI protecting CMS reimbursement
- addressing productivity challenges without increasing staff improves training and maintaining high levels of staffing competency
- FTE productivity increased 2 to 4 hours per day depending on workload.*

* Based upon Iris Diagnostics sponsored clinical evaluations. Data available by request.

PERFORMANCE

Proven Technology Providing Quality Results

- State of the art digital images and patented auto-particle recognition (APR™) software provide the most extensive and accurate quantification of urine particles
- Rigorously tested and accurate urine chemistry assays
- Utilization of ascorbic acid detection to prevent potential interference with key chemistry assays
- UTI evaluation supported by a comprehensive set of microscopy and chemistry indicators

PRODUCTIVITY

Streamlined Processes and Faster TAT

- The iRICELL consolidated Workcells provide walk away operation, high throughput capabilities and customizable microscopy algorithms
- Supports LEAN workflow principles by consolidating multiple manual urine microscopy processes and accepting one-piece flow operation using barcoded urine collection tubes

VALUE


Return on Investment

- UTI screening reduces overall laboratory costs and supports reimbursement requirements
- iRICELL absorbs increases in workload without investing in additional personnel
- Automation allows technologists to multi-task in the laboratory reducing overtime
- Quality results support better patient management

Identification:

Iris Urinalysis Workstation. Not in contract, Owner provided and installed. Model as selected by Owner. Contractor to provide appropriate connections.
Manufacturer: Iris or approved equal.

M45c
2 of 4



Apply the Benefits of Automated Workcells to the Urinalysis Department

Automating urinalysis will increase efficiency and allow highly skilled technologists to manage multiple tasks, simultaneously providing increased efficiency in other departments.

iRICELL Workcells

Efficient, completely automated solutions for a labor-intensive workstation, regardless of the daily volume of samples analyzed.

iRICELL3000

Combines the iQ®200SPRINT™ automated microscopy system with the iChem®VELOCITY™ automated urine Chemistry system. This high volume system meets the workload requirements of high volume laboratories.

iRICELL2000

Combines the iQ®200ELITE™ automated microscopy system with the iChem®VELOCITY automated chemistry system. This capable system meets the workload requirements of medium to high volume urinalysis workstation.

iRICELL1000

Combines the iQ®200SELECT™ automated urine microscopy system with the iChem®100 semi-automated urine chemistry system. This easy-to-use system meets the workload requirements for small hospitals.



iRICELL® 3000

210 Chemistry & 101 Microscopic Samples / hour



iRICELL® 2000

210 Chemistry & 70 Microscopic Samples / hour



iRICELL® 1000

210 Chemistry & 40 Microscopic Samples / hour

Identification:

Iris Urinalysis Workstation. Not in contract, Owner provided and installed. Model as selected by Owner. Contractor to provide appropriate connections.
Manufacturer: Iris or approved equal.

M45c
3 of 4

specifications

iQ® Automated Urine Microscopy Systems

Particles Identified by Auto Particle Recognition (APR™)	RBC, WBC, Bacteria, Hyaline Casts, Pathological Casts, Crystals, Squamous Epithelial Cells, Non-Squamous Epithelial Cells, Yeast, WBC Clumps, Sperm and Mucus
Specimen Processing	Barcode or keyboard entry of ID; 60-specimen walk away capability; 10-tube rack system with continuous feed
Specimen Volume	Min. volume: 2.0 mL of un-spun urine; aspiration volume: approx 1.0 mL
Measurement Principle	Flow Cell Digital Imaging
Particle Classification	Auto-Particle Recognition (APR™) using advanced neural network software
Sample Throughput	101 samples per hour
• IQ200SPRINT	70 samples per hour
• IQ200ELITE	40 samples per hour
• IQ200SELECT	
Workstation	Computer with flat panel monitor / keyboard / mouse
Sample Rack	10-tube rack
Data Storage	Onboard storage of up to 10,000 patient results
Interface	Bi-Directional with host query
Electrical Power Req.	Microscopy Module: 90-240 Vac, 50-60 Hz Monitor: 100-240 Vac
Dimensions	Microscopy Module: 22H x 21W x 24D in. (55.9H x 53W x 61D cm) CPU: 13.5H x 5.5W x 15D in. (34.3H x 14W x 38.1D cm) Monitor: 17.52H x 17.52W x 8D in. (44.5H x 44.5W x 20.3D cm) Printer: 10.1H x 13.8W x 17.7D in. (25.654H x 35.052W x 45D cm) Load/Unload Stations: 9H x 13.5W x 19D in. (22.9H x 34.3W x 48.3D cm)
Weight	Microscopy Module: 100 lbs. (46 kg) CPU: 28 lbs. (13 kg) Monitor: 19.1 lbs. (8.7 kg) Load/Unload Stations: 12 LBC. (5.5KG)

iChem®VELOCITY™ Automated Urine Chemistry System Standalone

Tests Performed	13 (10) Urine Chemistries, Specific Gravity, Color and Clarity
Measurement Methods	Three wavelengths—Iris Chromaticity with variable endpoint
• Test Strip	Refractive index
• Specific Gravity	In-flow transmission and scattering color sensor with white light illumination
• Color / Clarity	
Measurement Wavelengths	472, 520, 630 nm
Measurement Principle	Reflectance Photometry LEDs with CMOS Camera
Test Strip	iChem Urine Chemistry Strip, 100-test vial; Storage 34°-86°F (1°-30°C)
Test Strip Capacity	1 to 300 test strips
Sample Throughput	Up to 210 samples per hour
Workstation	Computer with touch-screen monitor / keyboard / mouse
Sample Identification	Auto-ID barcode
Sample Rack	10-tube rack
Specimen Volume	Min volume: 2.0 mL
Sample Capacity	Up to 210 samples with continuous feed
Data Storage	10,000 results
Computer Interface	Ethernet
Operating Environment	Temperature: 64°-82°F (18°-28°C); Humidity: 20 - 80%; non-condensing
Power Supply	100 to 240 Vac; 50 to 60 Hz
Dimensions	22H x 21W x 24D in. (56H x 53.5W x 61D cm)
Weight	100 lbs. (45.4 kg)

iChem®VELOCITY™ Automated Urine Chemistry System When connected as a workcell.

Tests Performed	13 (10) Urine Chemistries, Specific Gravity, Color and Clarity
Measurement Methods	Three wavelengths—Iris Chromaticity with variable endpoint
• Test Strip	Refractive index
• Specific Gravity	In-flow transmission and scattering color sensor with white light illumination
• Color / Clarity	
Measurement Wavelengths	472, 520, 630 nm
Measurement Principle	Reflectance Photometry LEDs with CMOS Camera
Test Strip	iChem Urine Chemistry Strip, 100-test vial; Storage 34°-86°F (1°-30°C)
Test Strip Capacity	1 to 300 test strips
Sample Throughput	Up to 210 samples per hour
Sample Identification	Auto-ID barcode
Sample Rack	10-tube rack
Specimen Volume	Min volume: 2.0 mL
Sample Capacity	60 / 210 samples with continuous feed optional load / unload modules
Data Storage	10,000 results
Computer Interface	Ethernet
Operating Environment	Temperature: 64°-82°F (18°-28°C); Humidity: 20 - 80%; non-condensing
Power Supply	100 to 240 Vac; 50 to 60 Hz
Dimensions	22H x 21W x 24D in. (56H x 53.5W x 61D cm)
Weight	100 lbs. (45.4 kg)

iChem®100™ Semi-Automated Urine Chemistry System

Tests Performed	13 (10) Urine Chemistries, Specific Gravity, Color and User Defined Clarity
Test Strip	iChem™ 10 SG Urine Chemistry Strips
Sample Throughput	Three wavelength reflectance with color compensation pad
Display	210 samples per hour
Printer	8 Lines / 40 Character LCD
Data Storage	Built-in thermal printer
Computer Interface	2,000 results, including 300 controls
Operating Environment	RS-232
Power Supply	Temperature: 15°-32°C (59°-90°F); Humidity: 20 - 80%; non-condensing
Dimensions	100 to 240 Vac; 50 to 60 Hz
Weight	11H x 20W x 10D in. (28H x 50W x 25D cm)
	16.5 lbs. (7.5 kg)

Identification:

Iris Urinalysis Workstation. Not in contract, Owner provided and installed. Model as selected by Owner. Contractor to provide appropriate connections.
Manufacturer: Iris or approved equal.

CELL WASHER

BY OWNER
(N.I.C)

Identification:

Cell Washer. Not in contract, Owner provided.

M46a

1 of 1

EQUIPMENT MANUAL

Plumbing Equipment

Identification:

Equipment description and/or comment.

P items



LUCERNE™ WALL-HUNG LAVATORY

- Wall-hung sink
- Vitreous china
- Front overflow
- D-shaped bowl
- Self-draining deck area with contoured back and side splash shields
- Faucet ledge
- Compliant with Texas accessibility standard (TAS) for children age group 13 and up

Faucet holes on 203mm (8") centers (illus.):

- ☐ **0356.028** For exposed bracket support
Shown with 4801.862 Amarilis Heritage faucet with Triune Cross handles (not included)
- ☐ **0356.015** For wall hanger (included) or concealed arms support
- ☐ **0356.915** For wall hanger (included) or concealed arms support
 - Less overflow

Faucet holes on 102mm (4") centers:

- ☐ **0355.027** For exposed bracket support
- ☐ **0355.012** For wall hanger (included) or concealed arms support
- ☐ **0355.912** For wall hanger (included) or concealed arms support
 - Less overflow

Single center faucet hole (illus.):

- ☐ **0356.041** For exposed bracket support
Shown with 1340.000 metering faucet (not included)
- ☐ **0356.421** For wall hanger (included) or concealed arms support
- ☐ **0356.921** For wall hanger (included) or concealed arms support
 - Less overflow
- ☐ **0356.439** For wall hanger (included) or concealed arms support
 - Single faucet hole on right
- ☐ **0356.066** For exposed bracket support
 - Single faucet hole on right

Nominal Dimensions:

521 x 464mm
(20-1/2" x 18-1/4")

Bowl sizes:

381mm (15") wide
254mm (10") front to back
165mm (6-1/2") deep

Compliance Certifications -

Meets or Exceeds the Following Specifications:

- ASME A112.19.2 / CSA B45.1 for Vitreous China Fixtures

LUCERNE™ WALL-HUNG LAVATORY VITREOUS CHINA



0356.028



0356.041

SEE FOLLOWING PAGES FOR ROUGHING-IN DIMENSIONS

To Be Specified:

- ☐ Color: ☐ White
- ☐ Faucet*:
- ☐ Faucet Finish:
- ☐ Supplies:
- ☐ 1-1/4" Trap:
- ☐ Nipple:
- ☐ Bracket Support (by others):
- ☐ Concealed Arms Support (by others):

* See faucet section for additional models available



MEETS THE AMERICANS WITH DISABILITIES ACT GUIDE-
LINES AND ANSI A117.1 ACCESSIBLE AND USABLE
BUILDINGS AND FACILITIES - CHECK LOCAL CODES.
Top of front rim mounted 864mm (34") from finished floor.

M31

© 2014 AS America Inc.

Revised 3/14

Identification:

American Standard Lucerne wall-hung lavatory. Refer to plumbing drawings for location. Refer to Architectural drawings for mounting heights. Installation to conform with ADA requirements.

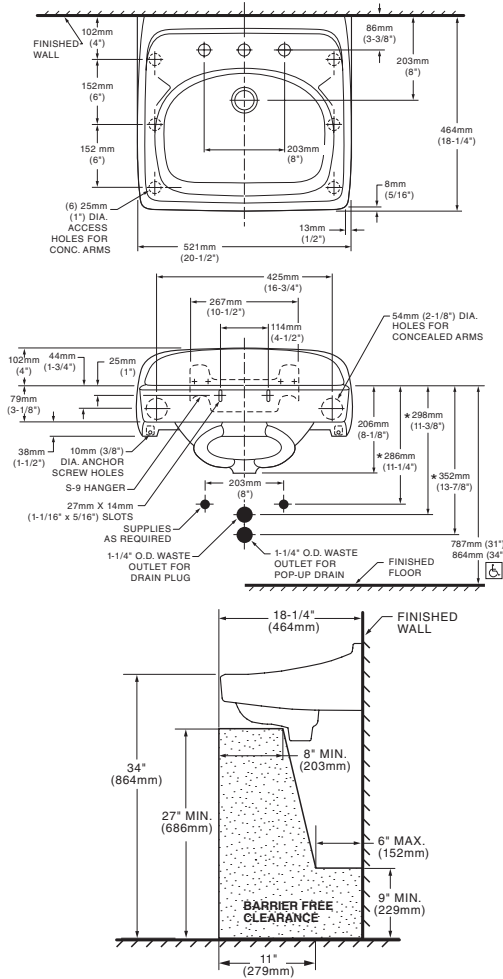
P09c

1 of 3

*American
Standard*

 **BARRIER FREE**

- 0356.028** 8" CTRS FOR EXPOSED BRACKET SUPPORT
0356.015 8" CTRS FOR WALL HANGER
OR CONCEALED ARMS
0356.915 LESS OVERFLOW



NOTES:

* DIMENSIONS SHOWN FOR LOCATION OF SUPPLIES AND "P" TRAP ARE SUGGESTED.
PROVIDE SUITABLE REINFORCEMENT FOR ALL WALL SUPPORTS.
FITTINGS NOT INCLUDED AND MUST BE ORDERED SEPARATELY.
CONCEALED ARM SUPPORT AS REQUIRED TO BE FURNISHED BY OTHERS.

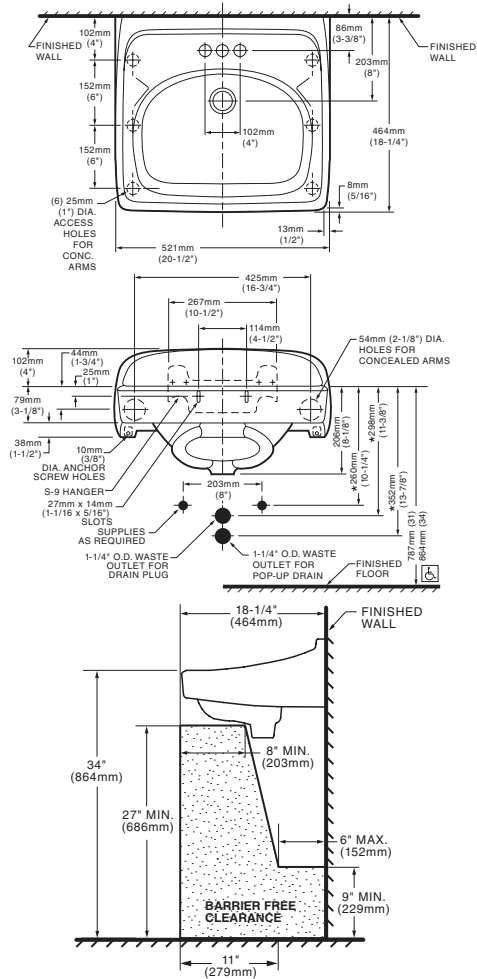
IMPORTANT: Dimensions of fixtures are nominal and may vary within the range of tolerances established by ANSI Standard A112.19.2. These measurements are subject to change or cancellation. No responsibility is assumed for use of superseded or voided pages.



LAVATORY DESIGNED TO MEET ADA HANDICAPPED GUIDELINES WITH MOUNTING HEIGHT SET AT 864MM (34") ABOVE FINISHED FLOOR.

**LUCERNE™
WALL-HUNG LAVATORY**
VITREOUS CHINA

- 0355.021** 4" CTRS FOR EXPOSED BRACKET SUPPORT
0355.012 4" CTRS FOR WALL HANGER OR
CONCEALED ARMS
0355.912 LESS OVERFLOW



Identification:

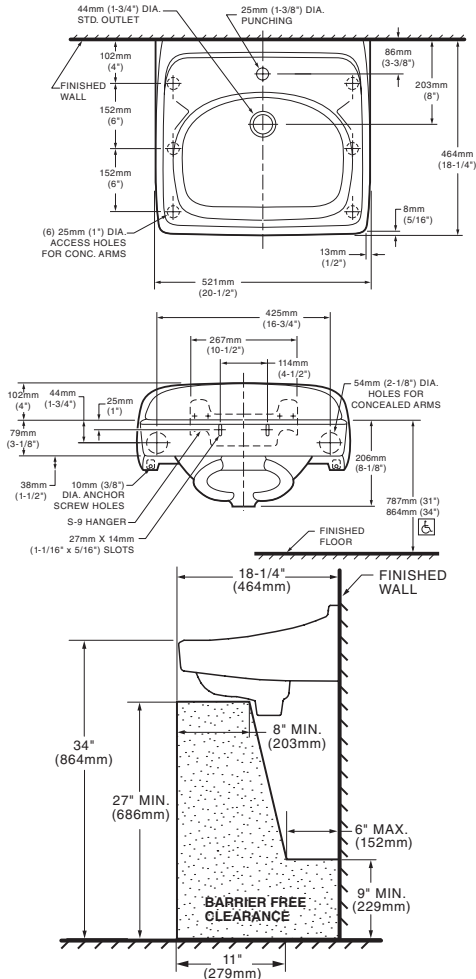
American Standard Lucerne wall-hung lavatory. Refer to plumbing drawings for location. Refer to Architectural drawings for mounting heights. Installation to conform with ADA requirements.

*American
Standard*

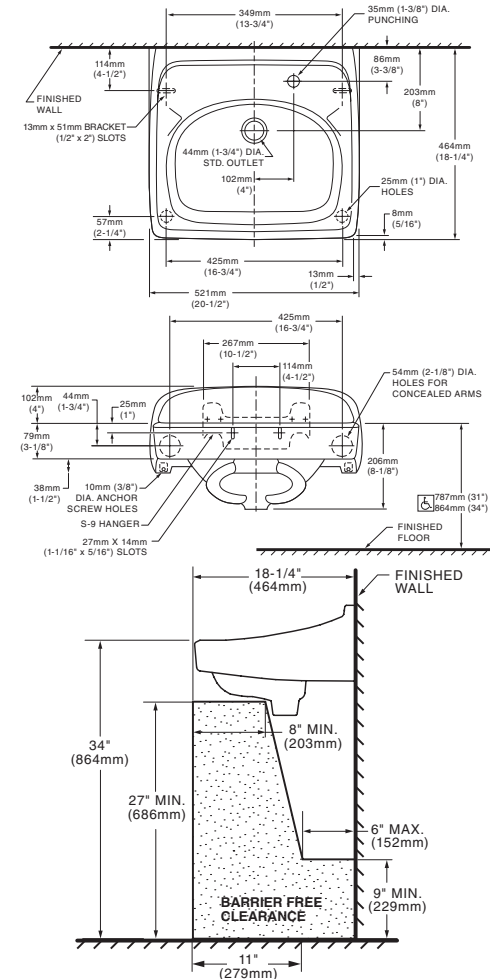
 **BARRIER FREE**

**LUCERNE™
WALL-HUNG LAVATORY
VITREOUS CHINA**

- 0356.041** SINGLE CENTER HOLE FOR EXPOSED
BRACKET SUPPORT
0356.421 SINGLE CENTER HOLE FOR WALL
HANGER OR CONCEALED ARMS
0356.921 LESS OVERFLOW



- 0356.439** SINGLE CENTER HOLE ON RIGHT FOR WALL
HANGER OR CONCEALED ARMS
0356.066 SINGLE CENTER HOLE ON RIGHT FOR
EXPOSED BRACKET SUPPORT



NOTES:
* DIMENSIONS SHOWN FOR LOCATION OF SUPPLIES AND "P" TRAP ARE SUGGESTED.
PROVIDE SUITABLE REINFORCEMENT FOR ALL WALL SUPPORTS.
FITTINGS NOT INCLUDED AND MUST BE ORDERED SEPARATELY.
CONCEALED ARM SUPPORT AS REQUIRED TO BE FURNISHED BY OTHERS.

IMPORTANT: Dimensions of fixtures are nominal and may vary within the range of tolerances established by ANSI Standard A112.19.2. These measurements are subject to change or cancellation. No responsibility is assumed for use of superseded or voided pages.

 **LAVATORY DESIGNED TO MEET ADA HANDICAPPED GUIDELINES WITH MOUNTING HEIGHT SET AT 864MM (34") ABOVE FINISHED FLOOR.**

Identification:

American Standard Lucerne wall-hung lavatory. Refer to plumbing drawings for location. Refer to Architectural drawings for mounting heights. Installation to conform with ADA requirements.

P09c
3 of 3

ELKAY® SPECIFICATIONS

Gourmet (Lustertone®) Stainless Steel Single Bowl Top Mount Sink Model(s) LRAD191855

PRODUCT SPECIFICATIONS

Gourmet (Lustertone®) Stainless Steel Single Bowl Top Mount Sink. Overall dimensions are 19" x 18" x 5-1/2". Sink is manufactured from 18 gauge 304 Stainless Steel with a Lustrous Highlighted Satin finish, Rear Center drain placement and Full spray sides and bottom.

Installation Type:	Top Mount
Material:	304 Stainless Steel
Finish:	Lustrous Highlighted Satin
Gauge:	18
Sound Deadening:	Full spray sides and bottom
Number of Bowls:	1
Sink Dimensions:	19" x 18" x 5-1/2"
Bowl 1 Dimensions:	16" x 11-1/2" x 5-3/8"
Drain Size:	3-1/2" (89mm)
Drain Location:	Rear Center
Minimum Cabinet Size:	24"
Mounting Hardware:	Part # 64090012 included for countertops up to 3/4" (19mm) thick
Cutout Template #:	1000001260

Template is available for download at elkay.com

Cutout Dimensions for Top Mount Installation:

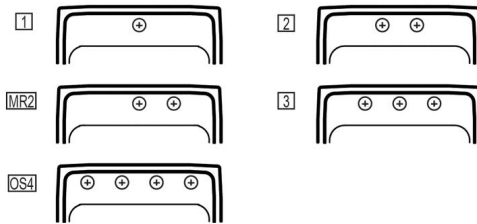
18-3/8" x 17-3/8" (467mm x 441mm) with 1-1/2" (38mm) corner radius



This sink is compliant to ADA and ANSI/ICC A117.1 accessibility requirements when installed according to the requirements outlined in these standards.

Hole Drilling Configurations:

1-1/2" (38mm) Diameter Faucet Holes on 4" (102mm) Centers



PART: _____ QTY: _____
PROJECT: _____
CONTACT: _____
DATE: _____
NOTES: _____
APPROVAL: _____

In keeping with our policy of continuing product improvement, Elkay reserves the right to change product specifications without notice. Please visit elkay.com for the most current version of Elkay product specification sheets. This specification describes an Elkay product with design, quality, and functional benefits to the user. When making a comparison of other producers' offerings, be certain these features are not overlooked.

Elkay REV 11092015
elkay.com/lrad191855

2222 Camden Court
Oak Brook, IL 60523

© 2015
LRAD191855_spec.pdf



AMERICAN PRIDE. A LIFETIME TRADITION.
Like your family, the Elkay family has values and traditions that endure. For almost a century, Elkay has been a family-owned and operated company, providing thousands of jobs that support our families and communities.

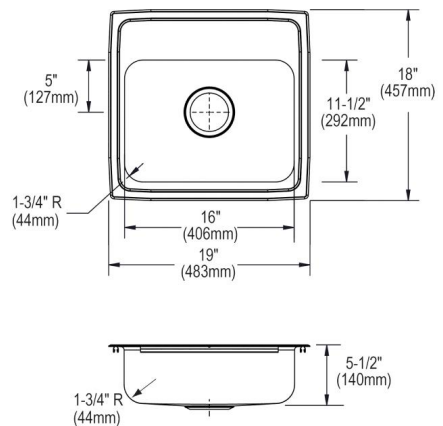


Sinks are listed by IAPMO® as meeting the applicable requirements of the Uniform Plumbing Code®, International Plumbing Code®, and National Plumbing Code of Canada.

Product Compliance: ADA
BUY AMERICAN ACT
ASME A112.19.3/CSA B45.4

[Clean and Care Manual \(PDF\)](#)
[Installation Instructions \(PDF\)](#)
[Limited Lifetime Warranty \(PDF\)](#)

Similar models are available with: Quick-Clip Mounting System, additional ADA depths, CuVerro antimicrobial copper



Identification:

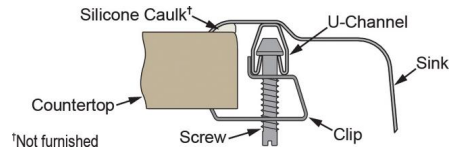
Elkay countertop mounted lavatory, model LRAD-1918. Basin to be ordered with 6" depth & off centered rear drain hold. Refer to plumbing drawings for location. Refer to Architectural drawings for mounting heights. Installation to conform with all ADA requirements. Order as required for faucet set specified.

P09j
1 of 2

ELKAY® SPECIFICATIONS

Gourmet (Lustertone®) Stainless Steel
Single Bowl Top Mount Sink
Model(s) LRAD191855

Installation Profile:



OPTIONAL ACCESSORIES

Drain:	LK99, LKAD35
Faucet:	LKGT1041, LKGT2041
Hardware:	LK364, LK463
Rinsing Basket:	LKWRB1116SS
Sinkmate:	LKSM17, LKSMHOOK, LKSMSPONGE, LKSMHSL
Soap Dispenser:	LKGT1054

In keeping with our policy of continuing product improvement, Elkay reserves the right to change product specifications without notice. Please visit elkay.com for the most current version of Elkay product specification sheets. This specification describes an Elkay product with design, quality, and functional benefits to the user. When making a comparison of other producers' offerings, be certain these features are not overlooked.

Elkay REV 11092015
elkay.com/lrad191855

2222 Camden Court
Oak Brook, IL 60523

© 2015
LRAD191855_spec.pdf

Identification:

Elkay countertop mounted lavatory, model LRAD-1918. Basin to be ordered with 6" depth & off centered rear drain hold. Refer to plumbing drawings for location. Refer to Architectural drawings for mounting heights. Installation to conform with all ADA requirements. Order as required for faucet set specified.


P09j
2 of 2




Guardian

Eyewashes

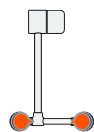
☐ **G1849** Eyewash, Deck Mounted, AutoFlow™ 90° Swing-Down



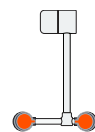
☐ **G1849LH-L**



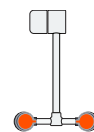
☐ **G1849LH**



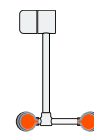
☐ **G1849LH-R**



☐ **G1849L**



☐ **G1849**



☐ **G1849R**



Application: AutoFlow™ eyewash for mounting on counter. Spray heads swing down from storage to operational position, activating water flow. Available in a variety of spray head configurations to minimize obstructions at a sink. *Note: If unit is not installed at a sink, floor drain should be provided underneath unit to prevent accumulation of water on floor.*

Spray Head Assembly: Two GS-Plus™ spray heads. Each head has a “flip top” dust cover, internal flow control and filter to remove impurities from the water flow.

Valve: 1/2" IPS plug-type valve with Teflon® coated O-ring seals. Swinging head assembly down from storage to operational position opens orifice and activates water flow. Unit remains in operation until spray head assembly is returned to storage position.

Strainer: Unit is furnished with in-line strainer to protect valve and spray heads from debris in water line.

Mounting: Valve is installed in Type 316 stainless steel housing. Unit mounts on countertop behind sink. Furnished with mounting hardware for securing unit to counter.

Construction: Polished chrome plated brass.

Supply: 1/2" NPT male inlet.

Sign: ANSI-compliant identification sign.

Quality Assurance: Unit is completely assembled and water tested prior to shipment.

Available Options

☐ **TMV** G3600LF thermostatic mixing valve precisely blends hot and cold water to deliver warm (tepid) water as required by ANSI Z358.1-2014. Refer to “Tempering Units” section for complete technical and product selection information.

Guardian Equipment
1140 N North Branch St
Chicago, IL 60642

312 447 8100 TELEPHONE
312 447 8101 FACSIMILE
gesafety.com

Listed 8116. Units have been tested to and comply with ANSI Z358.1-2014 and the Uniform Plumbing Code.



ETL Listed 101496. Units have been tested to and comply with ANSI Z358.1-2014.



Identification:

Guardian Sink Mounted Eye Wash, G1849. Refer to architectural and plumbing drawings for locations. Provide appropriate blocking and connections. Coordinate with Handicap Accessibility guideline requirements.

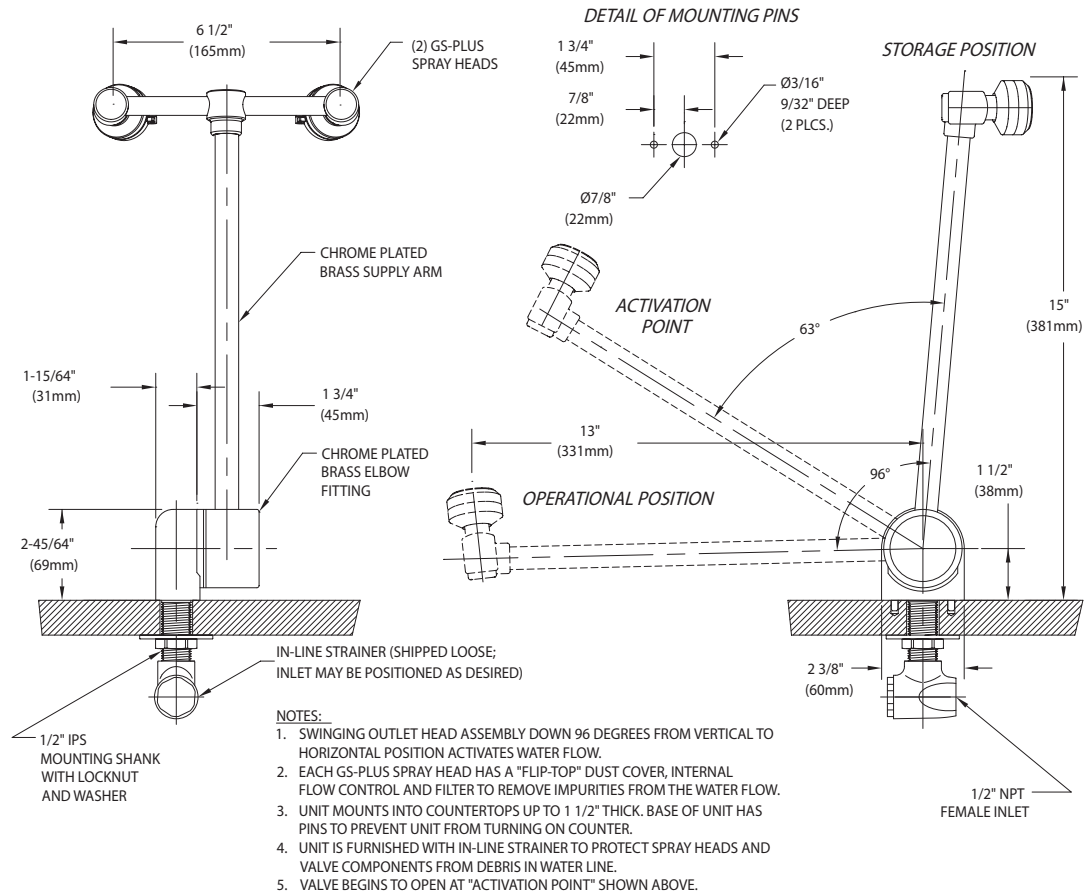
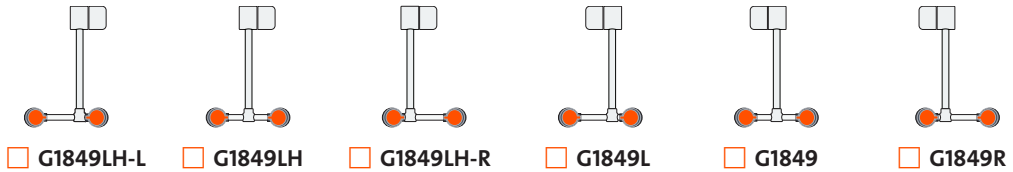
P10e
1 of 2



Guardian

Eyewashes

□ G1849 Eyewash, Deck Mounted, AutoFlow™ 90° Swing-Down



THIS SPACE FOR ARCHITECT/ENGINEER APPROVAL

Due to continuing product improvement, the information contained in this document is subject to change without notice. All dimensions are ± 1/4" (6mm). rev. 015

Guardian Equipment
1140 N North Branch St
Chicago, IL 60642

312 447 8100 TELEPHONE
312 447 8101 FACSIMILE
gesafety.com

Listed 8116. Units have been tested to and comply with ANSI Z358.1-2014 and the Uniform Plumbing Code.



ETL Listed 101496. Units have been tested to and comply with ANSI Z358.1-2014.



Sign Included



Identification:

Guardian Sink Mounted Eye Wash, G1849. Refer to architectural and plumbing drawings for locations. Provide appropriate blocking and connections. Coordinate with Handicap Accessibility guideline requirements.

P10e
2 of 2



AFWALL® MILLENIUM™ 1.6 GPF FLUSHOMETER TOILET SYSTEM with EVERCLEAN® SELECTRONIC® FLUSH VALVE

AFWALL® MILLENIUM™ 1.6 GPF FLUSHOMETER TOILET SYSTEM with EVERCLEAN®

- ❑ **3351.660** 1.6 gpf Exposed Top Spud Bowl and Selectronic® Flush Valve

BOWL:

- Wall-mounted elongated flushometer valve toilet
- Vitreous china
- High Efficiency. Operates in the range of 1.1 gpf to 1.6 gpf (4.2 Lpf to 6.0 Lpf)
- Permanent EverClean® surface inhibits the growth of stain and odor-causing bacteria, mold, and mildew on the surface
- Condensation channel
- Powerful direct-fed siphon jet action
- 1-1/2" inlet spud
- Fully-glazed 2-1/8" trapway
- 10" x 12" water surface area
- 100% factory flush tested
- Bolt caps and seat not included
- Model 3351.101

SELECTRONIC® FLUSH VALVE:

- Factory-Installed CR-P2 Lithium Battery
- Self-Cleaning Piston with integral wiper spring significantly reduces clogging and maintenance
- Selectronic® Proximity System with universal sensor provides hygienic, "hands free" operation
- State-of-the-Art Electronics prevent ghost flushing
- Dezincification Resistant semi-red brass alloy
- Fully Mechanical Manual Override Button can flush the valve without power
- Fail-Safe: Valve automatically closes upon loss of power or water pressure and does not need to be reset
- Adjustable Sanitary Flush cleans the fixture & maintains the trap seal.
- Chemical Resistant EPDM Seals for extended life
- Adjustable Tailpiece for rough-in flexibility
- Can be installed left or right handed
- Model 6065.161

Includes:

- 047007-0070A Inlet Spud (furnished with bowl)
- 1" I.P.S. angle stop with back-flow protection and vandal resistant cap
- 1" Sweat solder kit including cover tube and wall flange
- 1-1/2" High back pressure vacuum breaker, spud coupling and flange



SEE REVERSE FOR ROUGHING-IN DIMENSIONS

System MaP* Score:

- 1,000 grams of miso @ 1.6 gpf

* Maximum Performance (MaP) testing performed by IAPMO R&T Lab. MaP Report conducted by Veritec Consulting, Inc. and Koeller and Company.

BATTERY LIFE:

- 4 years @ 4,000 flushes per month

Operating Pressure:

Overall Range: 20-125 psi**

Recommended: 25 psi (flowing)-80 psi (static)

** Water pressure over 80 psi is not recommended for most plumbing fixtures.

Flow Requirement:

25gpm (94.6 L/min.)

Nominal Fixture Dimensions:

660 x 356 x 381mm (26" x 14" x 15")

To Be Specified:

- ❑ Color: ❑ White
- ❑ Seat:
 - ❑ American Standard #5901.100 Heavy duty open front less cover
 - ❑ American Standard #5905.100 Extra heavy duty open front less cover

EVERCLEAN®
Surface

Identification:

American Standard AFWall Millennium 1.6 GPF Flushometer Toilet System. Refer to architectural and plumbing drawings for location. Contractor provided and installed. Installation to conform with all ADA requirements.

*American
Standard*

 BARRIER FREE

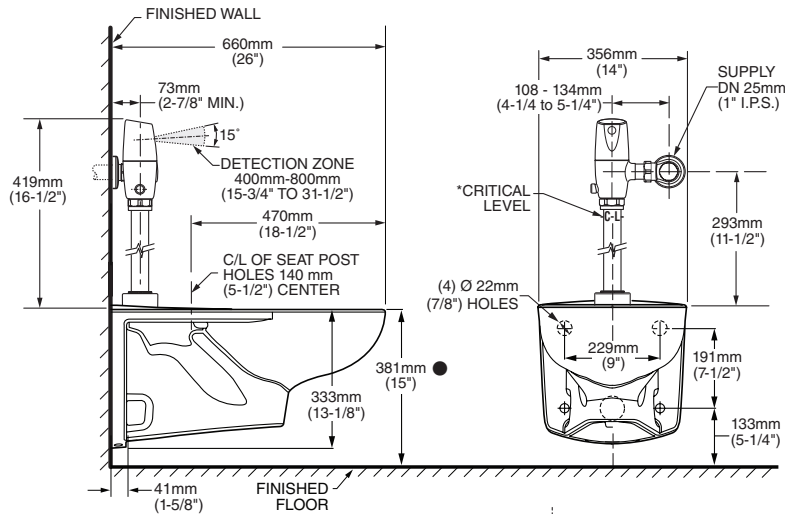
AFWALL® MILLENIUM™ 1.6 GPF FLUSHOMETER TOILET SYSTEM with EVERCLEAN® SELECTRONIC® FLUSH VALVE

Fixture Compliance Certifications - Meets or Exceeds the Following Specifications:

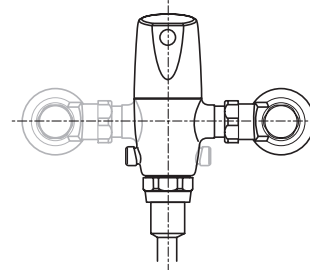
- ASME A112.19.2-2008 / CSA B45.1-08
for Vitreous China Fixtures

Valve Listings:

- ASSE 1037
- ANSI/ASME A112.19.2
- ADA Compliant



*Note: The Critical Line (-C-L-) on Vacuum Breaker must typically be a minimum of 6\" (152mm) above fixture. Consult Codes for details.



VALVE LEFT or RIGHT HAND INSTALLATION



MEETS THE AMERICANS WITH DISABILITIES ACT GUIDELINES AND ANSI A117.1 ACCESSIBLE AND USABLE BUILDINGS AND FACILITIES - CHECK LOCAL CODES.

- When installed so that top of seat is 432 to 483mm (17\" to 19\") from the finished floor.

NOTES:

WASTE OUTLET SEAL RING MUST BE NEOPRENE OR GRAPHITE-FELT (WAX RING NOT RECOMMENDED).

SUGGESTED 2mm (1/16) CLEARANCE BETWEEN FACE OF WALL AND BACK OF BOWL. TO COMPLY WITH AREA CODE GOVERNING THE HEIGHT OF VACUUM BREAKER ON THE FLUSHOMETER VALVE, THE PLUMBER MUST VERIFY DIMENSIONS SHOWN FOR SUPPLY ROUGHING.

CARRIER FITTING AS REQUIRED TO BE FURNISHED BY OTHERS. PROVIDE SUITABLE REINFORCEMENT FOR ALL WALL SUPPORT.

IMPORTANT: Dimensions of fixtures are nominal and may vary within the range of tolerances established by ANSI Standard A112.19.2. These measurements are subject to change or cancellation. No responsibility is assumed for use of superseded or voided pages

Identification:

American Standard AFWall Millunium 1.6 GPF Flushometer Toilet System. Refer to architectural and plumbing drawings for location. Contractor provided and installed. Installation to conform with all ADA requirements.

P12c
2 of 2