



Addendum 1

Date: Friday, March 5, 2021

Project No: HDG - 201-204

Project Title : Peekskill City School District

Oakside Elementary SED #66-15-00-01-0-005-020

Uriah Hill School SED #66-15-00-01-0-007-014

Woodside Elementary SED #66-15-00-01-0-008-017

Middle School SED #66-15-00-01-0-014-005

This Addendum forms a part of the Contract Documents. Insert it in the Project Manual. Acknowledge receipt of this Addendum in the space provided on the Bid Form.

New document's shall be inserted into the Project Manual and become part of the previous submission dated 02/01,2021, published on 02/05/2021

Any addition, change, deletions, etc, shall include all adjustments in other work as necessary and shall include the work of all trades involved.

NOTE:

Due to COVID-19 and public mitigation efforts the bid opening will only be able to be attended by video conference, via Google Hangouts Meet, web address: (<https://meet.google.com/syd-xfxu-hap>) or Join by Phone: (+1 323-905-2830 PIN: 857613131#).

Bids can be dropped at the Peekskill City School District, Central Administration, 1031 Elm Street, Peekskill, NY 10566.

On Monday, **March 8th** from the hours of **10:00AM to 2:00PM** and **March 9th** from **10:00AM to 11:00AM**.

Please ring the buzzer and you will be met by a greeter who will stamp and give you receipt of your bid.

Please call 914-760-4147 if you there is no response at that door.

SPECIFICATIONS

- 1) Section 028213 Asbestos Abatement. This specification section has been REVISED. REPLACE in its entirety.

SECTION 028213 – ASBESTOS ABATEMENT

PART 1 – GENERAL

1.1 WORK SUMMARY

- A. The work specified herein shall be the construction of isolation barriers, protecting all non-removable items, removing all asbestos containing materials, and cleaning of the work area by persons trained, knowledgeable and qualified in the techniques of: abatement, handling, cleaning, disposal and working with or around, asbestos containing and asbestos-contaminated material. Those persons shall comply with all applicable Federal, State, and Local regulations including requirements of this specification, and shall be capable of and willing to perform the work of this Contract.

- B. “Large and small asbestos abatement projects as defined by 12NYCRR56 shall not be performed while the building is occupied”. Note, It is our interpretation that the term “building”, as referenced in this Section, means a wing or major section of a building that can be completely isolated from the rest of the building with sealed non combustible construction. The isolated portion of the building must contain exits that do not pass through the occupied portion and ventilation systems must be physically separated and sealed at the isolation barrier.

Exterior work such as roofing, flashing, siding, or soffit work may be performed on occupied buildings provided proper variances are in place as required, and complete isolation of ventilation systems and at windows is provided. Care must be taken to schedule work so that facility operations are not disrupted by excessive noise or visual distraction.

- C. The information provided in this specification is for the abatement of asbestos containing materials at the Oakside Elementary, Uriah Hill School, and Woodside Elementary Schools in the Peekskill City School District. The reproduction or use of information included in this specification for any other purpose is prohibited.

1.2 RELATED DOCUMENTS

- A. Documents affecting the work of this Section include but are not limited to, general conditions, general requirements, supplementary conditions and documents in division 1 of these specifications.
- B. Section 028239: Asbestos Monitoring
- C. Section 028433: Abatement of PCB Containing Caulk Sealant

1.3 QUALIFICATIONS

- A. Pre-Contract Submittals: Two days after bids are open; those bidders to whom award of contract is under consideration shall be required to submit, to the extent not already submitted with the bid, the following documentation:
1. Asbestos Contractors Resume: Shall include the following:
 - a. Contractor license issued by New York State Department of Labor.
 - b. The number of years engaged in asbestos removal.
 - c. Provide a list of projects performed within the past two years and include the dollar value of all projects. Provide project references to include owner, consultant, and air monitoring firms' name, contact person, address and phone number.
 - d. A list of owned equipment available to be used in the performance of the project.
 - e. An outline of the worker training course and medical surveillance program conducted by the contractor.
 - f. A standard operating procedures manual describing work practices and procedures, equipment, type of decontamination facilities, respirator program, special removal techniques, etc.
 2. Citations/Violations/Legal Proceedings - Submit a notarized statement describing:
 - a. Any citations, violations, criminal charges, or legal proceedings undertaken or issued by any law enforcement, regulatory agency, or consultant concerning performance on previous abatement contracts. Briefly describe the circumstances citing the project and involved persons and agencies as well as the outcome of any actions.
 - b. Any Stop Work Orders issued on projects within the past two years.
 - c. Any litigation or arbitration proceedings arising out of performance on past projects.
 - d. Any liquidated damages assessed within the last two years.
 3. Preliminary Schedule
 - a. Provide an estimate of manpower to be utilized and the time required for completion of each major work area. Include estimated size and number of crews and work shifts.
 4. The Contractor shall inform the Owner, by letter, that he is familiar with all aspects of the job. Any questions shall be addressed before submitting the proposal.
 5. The Contractor shall be held financially responsible for any misinterpretations in his estimating and bidding. All errors made in estimating, including costs and difficulties, are the sole responsibility of the contractor, and shall not result in additional expense to the Owner.
 6. The Owner assumes no responsibility for any conclusions or interpretations made by the Contractor based upon the information made available by the Owner.

Hamlin Design Group
PRJ 201 Oakside Elementary
PRJ 202 Uriah Hill School
PRJ 203 Woodside Elementary
PRJ 204 Middle School

The City School District of Peekskill
SED 66-15-00-01-0-005-020
SED 66-15-00-01-0-007-014
SED 66-15-00-01-0-008-017
SED 66-15-00-01-0-014-005

B. Pre-work Submittals. The asbestos abatement contractor shall submit to the Owner's Representative three (3) copies of the documents listed below a minimum of five work days prior to the pre-construction conference:

1. Progress Schedule:
 - a. Show the complete sequence of construction by activity and the sequencing of work within each phase or section of the work.
 - b. Show the dates for the beginning and completion of each major element of work including substantial completion dates for each work area, or phase.
 - c. Show projected percentage of completion for each item, as of the first day of each month.
 - d. Show final inspection dates.
2. Notifications: Submit notifications required by federal, state, and local regulations together with proof of timely transmittal to agencies requiring the notice (e.g., certified mail return receipt).
3. Permits: Submit copies of current valid permits required by state and local regulations, including arrangements for storage, transportation, and disposal of contaminated material.
4. Abatement Work Plan: Provide plans which clearly indicate all work areas (numbered sequentially) including the locations and types of all decontamination chambers, entrances and exits to the work area, type of abatement activity/technique, number and location of negative air units and exhaust including calculations, and the proposed location and construction of storage facilities and field office.
5. Equipment: Submit manufacturer's information about vacuums, negative air pressure equipment, respirators, and air supply equipment, etc. Provide certification that all equipment meets applicable requirements of OSHA and EPA.
6. Samples: Submit samples of warning notices to be posted, catalog descriptions of protective clothing, replacement materials, etc.
7. Worker Training and Medical Surveillance: The Contractor shall submit a list of the persons who will be employed by him and his subcontractors in the removal work. Present evidence that workers have received proper training required by the regulations and the medical examinations required by OSHA 29 CFR 1926.1101.
8. Logs: Specimen copies of daily progress log, visitor's log, and disposal log.
9. Material List: A complete materials list of all items proposed to be furnished and used under this contract.
10. Subcontractors List: The Contractor shall submit a list of all subcontractors he intends to use on the project.

Hamlin Design Group
PRJ 201 Oakside Elementary
PRJ 202 Uriah Hill School
PRJ 203 Woodside Elementary
PRJ 204 Middle School

The City School District of Peekskill
SED 66-15-00-01-0-005-020
SED 66-15-00-01-0-007-014
SED 66-15-00-01-0-008-017
SED 66-15-00-01-0-014-005

11. Material Safety Data Sheets (MSDS): Submit copies of MSDS for each chemical or material used for the project (encapsulant, surfactant, mastic remover, etc.).
 12. Project Supervisor: Submit the resume of the proposed Project Supervisor.
 13. Rental Notifications: Submit copies of notices sent to rental suppliers informing them of the nature of the work that the Contractor intends to use the equipment for an asbestos abatement project.
 14. Worker's Acknowledgments: Submit statements signed by each employee that the employee has received training in the proper handling of asbestos containing materials; understands the health implications and risks involved; and understands the use and limitations of the respiratory equipment to be used.
- C. Project close out submissions in addition to the requirements of Section 017000 of the specifications:
1. Submit copies of all waste disposal manifests, seals, and disposal logs.
 2. Submit OSHA compliance air monitoring records conducted during the work.
 3. Submit copies of the daily progress log.
 4. Submit copies of the Visitor's log.
 5. Submit Certificate of Visual Inspection.
 6. Submit a list of all employees utilized on the project with social security number and New York State Asbestos Handler Certificate number.
 7. Submit copies of any required Employee Statements such as Medical Examination Statement, Certificate of Worker's Release, or Employee Training Statement.
- D. The Contractor shall be financially responsible for:
1. All demolition associated with asbestos removal, asbestos removal and asbestos disposal costs.
 2. Installation of temporary electricity and lights.
 3. Standby electrician for temporary power.
 4. All plumbing work necessary for abatement.

1.4 DESCRIPTION OF WORK ACTIVITIES

- A. The Peekskill City School District Reconstruction will include the abatement of asbestos containing materials. Asbestos containing materials that will be removed or disturbed during this project include:
1. Thermal system insulation materials that contain asbestos include pipe insulation and mudded fitting insulation.
 2. Miscellaneous materials that contain asbestos include gypsum board joint compound, vinyl floor tile mastics and exterior window/louver caulk.
 3. The number and location of containments and decontamination units will be as approved by the Owner.
 4. Multiple work areas with possible multiple mobilizations may be required for this project to coordinate post-abatement renovation activities in the buildings.
- B. Abatement Work Area Information – For the purpose of the description of work, the areas for abatement include the Main Level of Oakside Elementary, the Basement of Uriah Hill School, and the First Floor Level of Woodside Elementary. It includes:
1. Oakside Elementary – The work includes the removal and replacement of 12 unit ventilators and associated louvers and controls. The drywall joint compound and exterior window/louver caulk has tested positive for asbestos.
 - a. The abatement contractor shall remove all attachments to the drywall including but not limited to unit ventilator anchors, moldings, trim pieces, thermostats and patch the wall. Abatement contractor shall install all new attachments to the drywall. Coordinate work with other contractors. Area locations are indicated on drawing O-H.100.00 to provide the approximate locations of removal. The Contractor is responsible for verifying the amounts and locations of material.
 - b. The abatement contractor shall remove all louver caulk and clean and dispose of the louvers where indicated. The caulk for Rooms 213, 215, and 216 also contains PCB's, refer to specification section 028433 for additional requirements. Coordinate work with the general and mechanical contractors. Area locations are indicated on drawing O-H.100.00 to provide the approximate locations of removal. The Contractor is responsible for verifying the amounts and locations of material.

<i>DWG #</i>	<i>Space ID Number</i>	<i>Room Description</i>	<i>Homogeneous Material Description</i>	<i>Abate Code #</i>	<i>Quantity</i>
<i>O-H.100.00</i>	<i>201</i>	<i>Classroom</i>	<i>Drywall Joint Compound</i>	<i>1 and 2</i>	<i>12.5 sq. ft.</i>
<i>O-H.100.00</i>	<i>201</i>	<i>Classroom</i>	<i>Exterior Louver Caulk</i>	<i>3</i>	<i>24 lin. ft.</i>
<i>O-H.100.00</i>	<i>202</i>	<i>Classroom</i>	<i>Drywall Joint Compound</i>	<i>1 and 2</i>	<i>12.5 sq. ft.</i>
<i>O-H.100.00</i>	<i>202</i>	<i>Classroom</i>	<i>Exterior Louver Caulk</i>	<i>3</i>	<i>24 lin. ft.</i>

<i>DWG</i>	<i>Space ID</i>	<i>Room</i>	<i>Homogeneous</i>	<i>Abate</i>	<i>Quantity</i>
<i>#</i>	<i>Number</i>	<i>Description</i>	<i>Material</i>	<i>Code #</i>	
			<i>Description</i>		
<i>O-H.100.00</i>	<i>203</i>	<i>Classroom</i>	<i>Drywall Joint Compound</i>	<i>1 and 2</i>	<i>12.5 sq. ft.</i>
<i>O-H.100.00</i>	<i>203</i>	<i>Classroom</i>	<i>Exterior Louver Caulk</i>	<i>3</i>	<i>24 lin. ft.</i>
<i>O-H.100.00</i>	<i>208</i>	<i>Classroom</i>	<i>Drywall Joint Compound</i>	<i>1 and 2</i>	<i>12.5 sq. ft.</i>
<i>O-H.100.00</i>	<i>208</i>	<i>Classroom</i>	<i>Exterior Louver Caulk</i>	<i>3</i>	<i>24 lin. ft.</i>
<i>O-H.100.00</i>	<i>209</i>	<i>Classroom</i>	<i>Drywall Joint Compound</i>	<i>1 and 2</i>	<i>12.5 sq. ft.</i>
<i>O-H.100.00</i>	<i>209</i>	<i>Classroom</i>	<i>Exterior Louver Caulk</i>	<i>3</i>	<i>24 lin. ft.</i>
<i>O-H.100.00</i>	<i>210</i>	<i>Classroom</i>	<i>Drywall Joint Compound</i>	<i>1 and 2</i>	<i>12.5 sq. ft.</i>
<i>O-H.100.00</i>	<i>210</i>	<i>Classroom</i>	<i>Exterior Louver Caulk</i>	<i>3</i>	<i>24 lin. ft.</i>
<i>O-H.100.00</i>	<i>211</i>	<i>Classroom</i>	<i>Drywall Joint Compound</i>	<i>1 and 2</i>	<i>12.5 sq. ft.</i>
<i>O-H.100.00</i>	<i>211</i>	<i>Classroom</i>	<i>Exterior Louver Caulk</i>	<i>3</i>	<i>24 lin. ft.</i>
<i>O-H.100.00</i>	<i>212</i>	<i>Classroom</i>	<i>Drywall Joint Compound</i>	<i>1 and 2</i>	<i>12.5 sq. ft.</i>
<i>O-H.100.00</i>	<i>212</i>	<i>Classroom</i>	<i>Exterior Louver Caulk</i>	<i>3</i>	<i>24 lin. ft.</i>
<i>O-H.100.00</i>	<i>213</i>	<i>Classroom</i>	<i>Drywall Joint Compound</i>	<i>1 and 2</i>	<i>12.5 sq. ft.</i>
<i>O-H.100.00</i>	<i>213</i>	<i>Classroom</i>	<i>Exterior Louver Caulk</i>	<i>3</i>	<i>24 lin. ft.</i>
<i>O-H.100.00</i>	<i>215</i>	<i>Classroom</i>	<i>Drywall Joint Compound</i>	<i>1 and 2</i>	<i>12.5 sq. ft.</i>
<i>O-H.100.00</i>	<i>215</i>	<i>Classroom</i>	<i>Exterior Louver Caulk</i>	<i>3</i>	<i>24 lin. ft.</i>
<i>O-H.100.00</i>	<i>216</i>	<i>Classroom</i>	<i>Drywall Joint Compound</i>	<i>1 and 2</i>	<i>12.5 sq. ft.</i>
<i>O-H.100.00</i>	<i>216</i>	<i>Classroom</i>	<i>Exterior Louver Caulk</i>	<i>3</i>	<i>24 lin. ft.</i>
<i>ADDENDUM 1</i>					

2. Uriah Hill School – The work includes the installation of a new heating and ventilating unit and associated louver and controls. The drywall joint compound and pipe and fitting insulation has tested positive for asbestos.
 - a. The abatement contractor shall install all new attachments to the drywall. Coordinate work with other contractors. Area locations are indicated on drawing U-H.100.00 to provide the approximate locations of removal. The Contractor is responsible for verifying the amounts and locations of material.
 - b. *The abatement contractor shall remove pipe and fitting insulation indicated to allow for connection of new heating pipes. Coordinate locations and extent of removals with appropriate contractor. – ADDENDUM 1*

DWG #	Space ID Number	Room Description	Homogeneous Material Description	Abate Code #	Quantity
U-H.100.00	9	Cafeteria	Drywall Joint Compound	1	20 sq. ft.
U-H.100.00	9	Cafeteria	Pipe and Fitting Insulation	2	100 lin. ft.
ADDENDUM I					

3. Woodside Elementary – The work includes the removal and replacement of 23 unit ventilators and associated louvers and controls and the installation of a roof mounted exhaust fan. The drywall joint compound, exterior window/louver caulk, and floor tile mastic has tested positive for asbestos. *The built-up roofing is assumed to contain asbestos.*
 – ADDENDUM I
 - a. The abatement contractor shall remove all attachments to the drywall including but not limited to unit ventilator anchors, moldings, trim pieces, thermostats and patch the wall. Abatement contractor shall install all new attachments to the drywall. Coordinate work with the mechanical contractor. Area locations are indicated on drawings W-H.101.00 and W-H.102.00 to provide the approximate locations of removal. The Contractor is responsible for verifying the amounts and locations of material.
 - b. The abatement contractor shall remove all louver caulk and clean and dispose of the louvers where indicated. Coordinate work with the mechanical contractor. Area locations are indicated on drawings W-H.101.00 and W-H.102.00 to provide the approximate locations of removal. The Contractor is responsible for verifying the amounts and locations of material.
 - c. *The abatement contractor shall remove built-up roofing in the area of the new roof mounted exhaust fan. Coordinate work with the mechanical contractor. Area location is indicated on drawing W-H.102.00 to provide the approximate location of the removal. The contractor is responsible for verifying the amount and location of material.*
 – ADDENDUM I

DWG #	Space ID Number	Room Description	Homogeneous Material Description	Abate Code #	Quantity
W-H.101.00	6	Classroom	Mastic for 12x12 Floor Tile	5	24 sq. ft.
W-H.101.00	16	Classroom	Drywall Joint Compound	1 and 2	12.5 sq. ft.
W-H.101.00	16	Classroom	Exterior Louver Caulk	3	24 lin. ft.

Hamlin Design Group
 PRJ 201 Oakside Elementary
 PRJ 202 Uriah Hill School
 PRJ 203 Woodside Elementary
 PRJ 204 Middle School

The City School District of Peekskill
 SED 66-15-00-01-0-005-020
 SED 66-15-00-01-0-007-014
 SED 66-15-00-01-0-008-017
 SED 66-15-00-01-0-014-005

DWG #	Space ID Number	Room Description	Homogeneous Material Description	Abate Code #	Quantity
W-H.101.00	17	Classroom	Drywall Joint Compound	1 and 2	12.5 sq. ft.
W-H.101.00	17	Classroom	Exterior Louver Caulk	3	24 lin. ft.
W-H.101.00	18	Classroom	Drywall Joint Compound	1 and 2	12.5 sq. ft.
W-H.101.00	18	Classroom	Exterior Louver Caulk	3	24 lin. ft.
W-H.101.00	19	Classroom	Drywall Joint Compound	1 and 2	12.5 sq. ft.
W-H.101.00	19	Classroom	Exterior Louver Caulk	3	24 lin. ft.
W-H.101.00	20	Classroom	Mastic for 12x12 Floor Tile	5	24 sq. ft.
W-H.101.00	21	Classroom	Drywall Joint Compound	1 and 2	12.5 sq. ft.
W-H.101.00	21	Classroom	Exterior Louver Caulk	3	24 lin. ft.
W-H.101.00	21	Classroom	Mastic for 12x12 Floor Tile	5	24 sq. ft.
W-H.101.00	22	Classroom	Drywall Joint Compound	1 and 2	12.5 sq. ft.
W-H.101.00	22	Classroom	Exterior Louver Caulk	3	24 lin. ft.
W-H.101.00	23	Classroom	Drywall Joint Compound	1 and 2	12.5 sq. ft.
W-H.101.00	23	Classroom	Exterior Louver Caulk	3	24 lin. ft.
W-H.101.00	24	Classroom	Drywall Joint Compound	1 and 2	12.5 sq. ft.
W-H.101.00	24	Classroom	Exterior Louver Caulk	3	24 lin. ft.
W-H.102.00	8	Classroom	Mastic for 12x12 Floor Tile	4 and 5	24 sq. ft.
W-H.102.00	9	Classroom	Mastic for 12x12 Floor Tile	5	24 sq. ft.
W-H.102.00	10	Classroom	Mastic for 12x12 Floor Tile	4 and 5	24 sq. ft.
W-H.102.00	11	Classroom	Exterior Louver Caulk	3	24 lin. ft.
W-H.102.00	11	Classroom	Mastic for 12x12 Floor Tile	4 and 5	24 sq. ft.
W-H.102.00	12	Classroom	Mastic for 12x12 Floor Tile	4 and 5	24 sq. ft.
W-H.102.00	13	Classroom	Exterior Louver Caulk	3	24 lin. ft.
W-H.102.00	14	Classroom	Exterior Louver Caulk	3	24 lin. ft.
W-H.102.00	14	Classroom	Mastic for 12x12 Floor Tile	4 and 5	24 sq. ft.
W-H.102.00	-	Office	Built-up Roofing	6	4 sq. ft.
ADDENDUM 1					

Hamlin Design Group
PRJ 201 Oakside Elementary
PRJ 202 Uriah Hill School
PRJ 203 Woodside Elementary
PRJ 204 Middle School

The City School District of Peekskill
SED 66-15-00-01-0-005-020
SED 66-15-00-01-0-007-014
SED 66-15-00-01-0-008-017
SED 66-15-00-01-0-014-005

- C. The Owner, Asbestos Project Monitor or other authorized representative has the authority during asbestos abatement activities to stop the work at any time the conditions are not within the Specifications or applicable regulations. The stoppage of work shall continue until conditions have been corrected to the satisfaction of the Owner, Asbestos Project Monitor or other authorized representative. Standby time required to resolve violations shall be at the Contractor's expense.

1.5 DEFINITIONS

- A. The following definitions apply to this project:

1. Abatement - Procedures to control fiber release from asbestos containing materials. This includes removal, encapsulation, enclosure, and repair. "Abatement Activities" shall mean all activities from the initiation of work area preparation through successful clearance air monitoring performed at the conclusion of an asbestos project or minor project.
2. Aggressive Sampling - A method of sampling in which the person collecting the air sample creates activity by the use of mechanical equipment during the sampling period to stir up settled dust and simulate activity in that area of the building.
3. AIHA - The American Industrial Hygiene Association, 475 Wolf Ledges Parkway, Akron, Ohio 44311.
4. Air Lock - A system for permitting entrance and exit while restricting air movement between a contaminated area and an uncontaminated area. It consists of two curtained doorways separated by a distance of at least 3 feet such that one passes through one doorway into the Air Lock, allowing the doorway sheeting to overlap and close off the opening before proceeding through the second doorway, thereby preventing flow-through contamination.
5. Air Sampling - The process of measuring the fiber content of a known volume of air collected during a specific period of time. The procedure utilized for asbestos follows the NIOSH Standard Analytical Method 7400, or the provisional method developed by the U.S. EPA that are utilized for lower detectability and specific fiber identification.
6. Ambient Air Monitoring - Shall mean measurement or determination of airborne asbestos fiber concentrations outside but in the general vicinity of the work site.
7. Amended Water - Water to which a surfactant has been added.
8. ANSI - The American National Standards Institute, 1430 Broadway, New York, New York 10018.
9. Area Air Sampling - Any form of air sampling or monitoring where the sampling device is placed at some stationary location.

10. Asbestos - Any hydrated mineral silicate separable into commercially usable fibers, including but not limited to chrysotile (serpentine), amosite (cumingtonite-grunerite), crocidolite (riebeckite), tremolite, anthophyllite and actinolite.
11. Asbestos-Contaminated Objects - shall mean any objects that have been contaminated by asbestos or asbestos containing material.
12. Asbestos Containing Material (ACM) - Asbestos or any material containing one percent or more asbestos by weight.
13. Asbestos Containing Waste (ACW) – Asbestos containing material or asbestos-contaminated objects requiring disposal.
14. Asbestos Project - Any form of work performed in connection with the alteration, renovation, modification, or demolition of a building or structure which will disturb an asbestos containing material.
15. Asbestos Removal Plan - A plan that will be undertaken so as to prevent asbestos from becoming airborne in the course of the alteration, renovation, modification or demolition of any building or structure.
16. Approved Safety and Health Program - A program that provides training in the handling and use of asbestos containing material, and safety and health risks inherent in such handling and use, together with methods for minimizing the exposure of workers and the public to asbestos fibers, and instruction in all applicable Federal, State and Local laws and regulations pertaining to asbestos related work.
17. ASTM - The American Society for Testing and Materials, 1916 Race Street, Philadelphia, PA 19103.
18. Authorized Visitor - The building owner, his representative, and any representative of a regulatory or other agency having jurisdiction over the project.
19. Background Level Monitoring - A method used to determine airborne asbestos fiber concentrations inside and outside a building prior to starting an asbestos abatement project.
20. Baseline Monitoring - Shall mean a measurement or determination of airborne asbestos fiber concentrations inside the work place and outside a building prior to starting abatement activities.
21. Clean - Shall refer to a state deemed acceptable to the Building Owner and shall be based on visual, analytical and other appropriate methods.
22. Clean Room - An uncontaminated area or room that is a part of the worker decontamination enclosure with provisions for storage of workers' street clothes and protective equipment.

23. Clearance Air Monitoring - The employment of aggressive sampling techniques with a volume of air collected to determine the airborne concentration of residual fibers, and shall be performed as the final abatement activity.
24. Contractor - Any self-employed person, company, unincorporated association, firm, partnership or corporation and any owner or operator thereof, which engages in an asbestos project or employs persons engaged in an asbestos project.
25. Curtained Doorway - A device that consists of at least three overlapping sheets of plastic over an existing or temporarily framed doorway. One sheet shall be secured at the top and left side, the second sheet at the top and right side, and the third sheet at the top and left side. All sheets shall have weights attached to the bottom to insure that the sheets hang straight and maintain a seal over the doorway when not in use.
26. Decontamination Enclosure System - A series of connected rooms, separated from the work area and from each other by Air Locks, for the decontamination of workers, materials, and equipment.
27. Department - Any regulatory agency having jurisdiction over the project.
28. Disturb - Shall mean to alter, change, or stir, such as but not limited to the removal, encapsulation, enclosure, or repair of asbestos containing material.
29. Encapsulant (sealant) or Encapsulating Agent - A liquid material which can be applied to asbestos containing material and which temporarily controls the possible release of asbestos fibers from the material either by creating a membrane over the surface (bridging encapsulation) or by penetrating into the material and binding its components together (penetrating encapsulant).
30. Encapsulation - The coating or spraying of asbestos material with a sealant.
31. Enclosure - The construction of airtight walls and ceilings between the asbestos material and the facility environment, or around surfaces coated with asbestos materials, or any other appropriate scientific procedure as determined by the Department, which prevents the release of asbestos materials.
32. EPA - The Environmental Protection Agency, 401 M Street, S.W., Washington, D.C. 20460.
33. Equipment/Waste Decontamination Enclosure - That portion of a decontamination enclosure system designated for the controlled transfer of materials and equipment, consisting of airlocks, a washroom, and a holding area.
34. Equipment Room - A contaminated area or room that is part of the worker decontamination enclosure system with provisions for the storage of contaminated clothing and equipment.

35. Fiber - an acicular single crystal or a similarly elongated polycrystalline aggregate which displays some resemblance to organic fibers by having such properties as flexibility, high aspect ratio, silky luster, axial lineation, and others, and which has attained its shape primarily through growth rather than cleavage.
36. Fixed Object - A unit of equipment or furniture in the work area, which cannot be removed from the work area.
37. Friable Asbestos Material - Any material applied onto ceilings, walls, structural members, piping, ductwork, or any other part of the building structure which, when dry, may be crumbled, pulverized or reduced to powder by hand pressure.
38. Glovebag Technique - A method for removing friable asbestos containing material from heating, ventilation, and air conditioning (HVAC) ducts, short piping runs, valves, joints, elbows, and other non-planar surfaces in a non-contained work area. The glovebag assembly is a manufactured device consisting of a glovebag (constructed of 10-mil transparent plastic), two inward-projecting long-sleeve rubber gloves, one inward-projecting water-wand sleeve, an internal tool pouch, and an attached, labeled receptacle for asbestos waste. The glovebag is constructed and installed in such a manner that it surrounds the object or area to be decontaminated and contains all asbestos fibers released during the removal process.
39. HEPA Filter - A high efficiency particulate air filter capable of trapping and retaining 99.97 percent of particles (asbestos fibers) greater than 0.3 micrometers in mass median aerodynamic equivalent diameter.
40. HEPA Filter Equipped Unit - A portable local exhaust system equipped with HEPA filtration. The system shall be capable of creating a negative pressure differential between the outside and inside of the work area.
41. HEPA Vacuum Equipment - Vacuuming equipment with a high efficiency particulate air filter system.
42. Holding Area - A chamber in the equipment decontamination enclosure located between the washroom and an uncontaminated area.
43. Homogeneous Work Area - A site within the abatement work area that contains one type of asbestos containing material and where one type of abatement is used.
44. Incidental Exposure - Shall mean any occupational exposure to asbestos fibers caused by disturbing asbestos containing material during the performance of one's job other than during asbestos abatement activities.
45. Industrial Hygienist - The professional contracted or employed by the Building Owner to supervise and/or conduct air monitoring and analysis, perform inspections and act as the Owner's Representative.

46. Isolation Barrier - Shall mean the construction of partitions, the placement of solid materials, and the plasticizing of apertures to seal off the work place from surrounding areas and to contain asbestos fibers in the work area.
47. Log - Shall mean an official record of all activities that occurred during the project and it shall identify the Building Owner, Agent, Contractor, and Workers, and other pertinent information.
48. Monitoring - May Include:
 - a. Visual inspection for the presence of visible emissions.
 - b. Air monitoring performed in accordance with accepted methods.
 - c. Core samples of encapsulated or bridged materials.
49. Movable Object - A unit of equipment or furniture in the work area that can be removed from the work area.
50. NESHAPS - The National Emission Standards for Hazardous Air Pollutants (40 CFR Part 61).
51. NIOSH - The National Institute for Occupational Safety and Health CDC - NIOSH, Building J N.E., Room 3007, Atlanta, GA 30333.
52. Non-Asbestos Material - Materials manufactured without knowingly introducing asbestos containing materials and containing a maximum of 1% asbestos by weight.
53. Occupied Area - Area of the work site where abatement is not taking place and where personnel or occupants normally function, or where abatement project workers are not using personal protective equipment.
54. OSHA - The Occupational Safety and Health Administration, 200 Constitution Avenue, Washington, DC 20210.
55. Outside Air - The air outside buildings and structures.
56. Personal Air Monitoring - A method used to determine employees' exposure to airborne fibers. The sample is collected outside the respirator in the worker's breathing zone. This form of sampling is required by the OSHA asbestos standards (29 CFR 1926.1101).
57. Personal Protective Equipment - Appropriate clothing, headgear, eye protection, footwear and NIOSH approved respiratory protection acceptable to the department.
58. Plasticize - To cover floors and walls with fire retardant plastic sheeting or by using spray plastics.
59. Prior Experience - Experience required of the Contractor on asbestos projects of similar nature and scope to insure capability of performing the asbestos abatement in a satisfactory

manner. Similarities shall be in areas related to material composition, project size, abatement methods required, number of employees and the engineering, work practice and personal protection controls required.

60. Removal - The stripping of any asbestos containing material from surfaces or components of a facility or taking out structural components in accordance with 40 CFR 61 Subsections A and M.
61. Renovation - Altering in any way one or more facility components. Operations in which load-supporting structural members are wrecked or taken out are excluded.
62. Respiratory Protection Standard - Respiratory protection provided to workers in accordance with of Personnel Protection Requirements OSHA 29 CFR 1926.1101 and CalOSHA General Industry Safety Orders Section 520B.
63. Shift - Shall mean a worker's, or simultaneous group of workers', complete daily term of work.
64. Shower Room - A room between the Clean Room and the Equipment Room in the Worker Decontamination Enclosure with hot and cold running water controllable at the tap and arranged for complete showering during decontamination.
65. Staging Area - The area near the Waste Transfer Air Lock where containerized asbestos waste has been placed prior to removal from the work area.
66. Strip - To remove friable asbestos materials from any part of the facility.
67. Structural Member - Any load-supporting member of a facility, such as beams and load-supporting walls, or any non-load-supporting member, such as ceiling and non-load-supporting walls.
68. Surfactant - A chemical wetting agent added to water to improve penetration.
69. Visible Emissions - Any emissions containing particulate asbestos material that are visually detectable without the aid of instruments.
70. Washrooms - A room between the Work Area and the Holding Area in the Equipment/Waste Decontamination Enclosure System where equipment and waste containers are wet cleaned and/or HEPA vacuumed prior to disposal.
71. Water Leaks - Special care and consideration will be given to prevent occurrences of water leaks. It is the contractor's responsibility to periodically monitor the exterior of the work area to confirm that no leaks have occurred. In the advent of a leak, all work will stop and the personnel devoted to locating, stopping and properly cleaning up the water leak. Work shall not commence inside the area until the cause of the water leak is documented and procedures to prevent further incidents are enacted.

72. Wet Cleaning - The process of eliminating asbestos contamination from building surfaces and objects by using cloths, mops, or other cleaning tools that have been dampened with water, and by afterward disposing of these cleaning tools as asbestos contaminated waste.
73. Work Area - Designated rooms, spaces, or areas of the project where asbestos abatement activities take place.
74. Work site - Premises where asbestos abatement activity is taking place, and may be composed of one or more work areas.
75. Worker Decontamination Unit - That portion of a Decontamination Enclosure System designated for controlled passage of workers, and other personnel and authorized visitors, consisting of a Clean Room, a Shower Room, and an Equipment Room separated from each other and from the work area by air locks and curtained doorways.

1.6 PERSONNEL QUALIFICATIONS

- A. All personnel of the Contractor's involved with asbestos work must be trained and tested prior to any work, possess an appropriate Asbestos Handlers Certificate, and shall be thoroughly familiar with the standard operating procedure of the Contractor for abatement work. All personnel shall undergo the medical examinations required by OSHA. The project supervisor and the foreman shall be thoroughly familiar with all applicable regulations and practices for asbestos work and shall have participated in at least two abatement projects, similar in size and scope, during the last two years. All personnel shall pass the respirator fit test. Anyone without the above qualifications shall not be allowed to work during the abatement phase at any time.
 1. The Abatement Contractor shall designate a full time Project Supervisor who shall be on-site at all times. If the Project Supervisor is not on site, all work shall be stopped. The Project Supervisor must be able to read and write English fluently, as well as communicate with his workers. The Project Supervisor shall remain until the project is complete and cannot be removed without the written consent of the Owner and the Environmental Consultant.
 2. Prior to the commencement of work, the Abatement Contractor shall submit the proposed Project Supervisor's resume to the Owner and Environmental Consultant for approval. The Project Supervisor shall meet the requirements of a "Competent Person" as defined by OSHA 1926.1101 and have a minimum of one year on-the-job training. This person shall hold certification as an Asbestos Project Supervisor.
- B. Project Supervisor Qualifications
 1. Training and knowledge of applicable regulations and expertise in safety and environmental protection as evidenced by the participation in, successful completion of, and certification by a training course offered by an approved Asbestos Supervisor's course; with current certification by NYS Department of Labor.

Hamlin Design Group
PRJ 201 Oakside Elementary
PRJ 202 Uriah Hill School
PRJ 203 Woodside Elementary
PRJ 204 Middle School

The City School District of Peekskill
SED 66-15-00-01-0-005-020
SED 66-15-00-01-0-007-014
SED 66-15-00-01-0-008-017
SED 66-15-00-01-0-014-005

2. Experience with abatement work as evidenced through participation in at least two asbestos abatement projects, similar in size and scope to this project.
3. Shall be fluent in English and must speak the language of all of the employees or have designated interpreters on each shift and provide a list of designated interpreters and their work schedule for the Owner.

C. The Supervisor shall:

1. Maintain a permanently bound project logbook that will:
 - a. Identify the facility, Owner's Representative, agent, Contractors and the project.
 - b. Define each work area.
 - c. Record completely all pertinent facts.
 - d. Record date, time and name after each entry.
 - e. Have a daily sign-in for each and every individual crossing into the work area. They must provide, in legible print, name (first and last), worker license number, the time and date entered and exited or proof of authorized visitor status.
 - f. Dates of inspections and documentation of passing.
 - g. A summary of work accomplished at the end of each shift.
 - h. Notes and inspections.
2. Shall see that the decontamination chambers are kept immaculate.
3. Shall ensure that sufficient personal protective equipment is stored in the clean room.
4. Shall survey the work area a minimum of two times per shift for proper housekeeping, safety precautions, barrier integrity and integrity of air hoses, and shall record objective observations.
5. Shall ensure that workers are wearing proper personal protective equipment and are trained in its use and shall instruct workers on evacuation procedures during air compressor breakdown.
6. Shall ensure that all workers are certified and licensed.
7. Shall take precautions to prevent oversteering workers.

D. Workmen Qualifications

1. Training as evidenced by the participation in, successful completion of, and certification by an approved asbestos handler's course. All asbestos handlers shall have current certification by the New York State Department of Labor.

2. Familiarization with the standard operating procedures for asbestos abatement work.

1.7 NOTIFICATIONS, PERMITS, WARNING SIGNS, LABELS, AND POSTERS

- A. It is the specific responsibility of the Contractor to make, in proper and timely fashion, all necessary notifications to relevant federal, state, and local governing bodies and to obtain and comply with the provisions of all permits or applications required by the Work specified, as well as to make all required submittals required under those auspices. The Contractor shall indemnify the Owner and Owner's Representative from, and pay for all claims resulting from failure to adhere to these premises.
 1. Provide the required ten working day notification to EPA on the current EPA notification of demolition and renovation form. Provide the required ten day notification to the New York State Department of Labor on Form DOSH-483, and any other state, regional, and local authority having jurisdiction on the project. Secure all the permits required for the work, including disposal of asbestos in an approved landfill.
 2. Erect warning signs around the work space and at every point of potential entry from the outside. Signs should be in accordance with OSHA standard 29 CFR 1926.1101 Paragraph k (1) (ii). The warning signs shall be a bright color so that they will be easily noticeable. The size of the sign and the size of the lettering shall be no less than the OSHA requirements.
 3. Provide the OSHA required labels, DOT required labels, and EPA Generator labels for all plastic bags and all drums utilized to transport contaminated material to the landfill.
 4. Provide any other signs, labels, warning, and posted instructions that are necessary to protect, inform and warn people of the hazard from asbestos exposure. This notification must be posted prior to the commencement of abatement activities. Post in a prominent and convenient place for the workers, a copy of the latest applicable regulations from OSHA, EPA, NIOSH and state of New York.
 5. Provide notification to all occupants of the work place and areas immediately adjacent to the asbestos project. Information provided in the notification shall include contractor, project location and size, amount and type of ACM, abatement, dates of expected occurrence and the NYS Department of Labor telephone number.

1.8 EMERGENCY PLANNING

- A. The emergency plan and procedure shall be developed by the Contractor prior to abatement initiation and agreed to by Contractor and Owner's Representative.
- B. Emergency procedures shall be in written form and prominently posted in the Clean Change Area and Equipment Room of the worker decontamination area. Everyone prior to entering the work

area must read and sign these procedures to acknowledge receipt and understanding of work site layout, location of emergency exits and emergency procedures.

- C. Emergency planning shall include written notification to facility safety department of planned abatement activities, work schedule and layout of work area, particularly barriers that may affect response capabilities.
- D. Emergency planning shall include considerations of fire, explosion, toxic atmospheres, electrical hazards, slips, trips and falls, confined spaces and heat related injury. Written procedures shall be developed and employee training in procedures shall be provided.
- E. Employees shall be trained in evacuation procedures in the event of work place emergencies.
 - 1. For non-life threatening situations follow normal procedures with assistance from fellow workers if necessary, before exiting the work place to obtain proper medical treatment.
 - 2. For life-threatening injury or illness, worker decontamination shall take lower priority. After measures to stabilize the injured worker, remove him from the work place and secure proper medical treatment.
 - 3. Telephone numbers of all emergency response personnel shall be prominently posted in the Clean Change Area and Equipment Room, along with the location of the nearest telephone.

1.9 RESPIRATORY SYSTEMS

- A. Provide all workers, foremen, superintendents, authorized visitors and Inspectors personally issued and marked respiratory equipment approved by NIOSH and OSHA. When using respirators with disposable filters, supply replacements as necessary.
- B. Where not in violation of NIOSH, OSHA, and any other regulatory requirements or other provisions of the project specifications, the Contractor shall provide the following minimum respiratory protection to the maximum use concentrations indicated. These requirements are based on the more stringent of the OSHA or NIOSH protection factors and a concentration inside the respirator of 0.01 f/cc.

MSHA/NIOSH APPROVED RESPIRATORY PROTECTION

MAXIMUM USE CONCENTRATIONS

Half-Mask Air Purifying
with HEPA Filters

0.1 f/cc

Full-Facepiece Air Purifying
HEPA Filters and Quantitative
Fit Test

0.5 f/cc

Hamlin Design Group
 PRJ 201 Oakside Elementary
 PRJ 202 Uriah Hill School
 PRJ 203 Woodside Elementary
 PRJ 204 Middle School

The City School District of Peekskill
 SED 66-15-00-01-0-005-020
 SED 66-15-00-01-0-007-014
 SED 66-15-00-01-0-008-017
 SED 66-15-00-01-0-014-005

Powered Air Purifying (PAPR), Loose fitting Helmet or Hood, HEPA Filter	0.25 f/cc
Powered Air Purifying (PAPR), Full Facepiece, HEPA Filter	0.5 f/cc
Supplied Air, Continuous Flow, Loose fitting Helmet or Hood	0.25 f/cc
Supplied Air, Continuous Flow, Full Facepiece, HEPA Filter	0.5 f/cc
Full Facepiece, Supplied Air, Pressure Demand, HEPA Filter	10 f/cc
Full Facepiece, Supplied Air, Pressure Demand, with Aux. SCBA, Pressure Demand or Continuous Flow	>10 f/cc

C. Type "C" Respiratory Protection

1. When type "C" Respirators are employed, the Air Supply System shall provide Grade "D" breathing air in accordance with OSHA 29 CFR 1910.134 ANSI 286.1-1973 and Compressed Association Commodity Specification G-7.1 1976.
2. The compressed Air System for Type "C" Respirators shall have a compressor capacity that satisfies the respirator manufacturer's recommendations. The receiver shall have sufficient capacity to allow escape time for the respirator wearers in the event of compressor failure or malfunction. The Compressed Air System shall have a compressor failure alarm, high temperature alarm, carbon monoxide alarm and suitable in-line purifying sorbent beads and filters to assure Grade "D" Breathing Air, and have a minimum of 1 hour of reserve air for emergency evacuations.
3. Emergency evacuation procedures to be followed in the event of compressor failure shall be posted in the work area and shall be explained by the Asbestos Handler Supervisor to all Handlers prior to commencement of work.
4. Safety inspections for airline hoses shall be conducted as necessary with the maximum hose length being 300 feet.

1.10 PERSONAL PROTECTIVE EQUIPMENT

- A. Provide to all workers, foremen, superintendents and authorized visitors and Inspectors protective disposable clothing consisting of full body coveralls, and head covers.

- B. Provide eye protection (contact lenses shall not be worn and spectacle kits which fit each personal respirator shall be issued) and hard hats and safety shoes as required by job conditions and safety regulations. Safety shoes and hard hats shall be approved in accordance with ANSI Z89.1 1969 and ANSI Z41.1 1967.
- C. Reusable footwear, hard hats and eye protection devices shall be left in the "Contaminated Equipment Room" until the end of the asbestos abatement work.
- D. All disposable protective clothing shall be discarded and disposed of as asbestos waste every time the wearer exits from the work space to the outside through the decontamination facilities.
- E. If it is absolutely necessary that non-disposable clothing be worn for the asbestos project, laundering services shall be conducted in accordance with 29 CFR 1926.1101.

1.11 PERSONAL DECONTAMINATION ENCLOSURE SYSTEM

- A. For each abatement area, provide decontamination facilities located in an area agreed upon with the Owner's Representative. The decontamination facilities shall include a Decontamination Enclosure System for workers and visitors and a Decontamination Enclosure System for loading asbestos out of the work area for transportation to the landfill.
- B. The Decontamination Enclosure System for workers and visitors shall consist of three rooms equipped with Air Locks as follows: Clean Room at entrance, Air Lock, Shower Room, Air Lock, an Equipment Room, and Air Lock leading to the Work Area.
 - 1. The worker decontamination unit shall be constructed of appropriate framing and fully lined utilizing two layers of 6-mil fire-retardant polyethylene sheeting.
 - 2. In accordance with regulations, reinforced polyethylene sheeting shall be utilized for lining the floor of the decontamination enclosure unit.
- C. Provide or Post the following information in the Clean Room.
 - 1. A copy of the U.S. Environmental Protection Agency Regulations for Asbestos, 40 CFR 61 Subparts A and M and a copy of OSHA Asbestos Regulations, 29 CFR 1926.1101, and a copy of NYS Department of labor industrial code rule 56 with any applicable or site specific variances.
 - 2. A list of telephone numbers for local hospital, local emergency squad, local fire department, the building owner (or representative) and NYS Department of Labor.
 - 3. A copy of all Material Safety Data Sheets (MSDS) for hazardous chemicals used during the asbestos project.
- D. Provide lockers for storage of street clothes of workers in the Clean Room. Provide in the same room uncontaminated disposable protective clothing and equipment. This room shall be used by workers and visitors to change from street clothes to disposable protective clothing and gear prior

to entering into the contaminated area and to dress into street clothing after they have showered and dried in the Shower Room as they exit from the contaminated area.

- E. Provide walk-through type shower facilities (i.e. enter through one side of the shower and exit the opposite side) with hot and cold water so arranged as to provide complete showering of workers and visitors as they exit from the contaminated area. Make provisions to prevent contaminated water run-off from the Shower Room.
- F. There shall be one shower per 6 full-shift abatement personnel calculated on the basis of the largest shift.
- G. Provide the Equipment Room with storage for contaminated clothing and equipment. In this room, workers and visitors dispose of their disposable protective clothing, except the Respirator, as they prepare to enter the Shower Room.
- H. Provide heating and ventilation in the entire Decontamination System so that airflow will be from the outside towards work space.
- I. All water utilized during this project and contaminated by asbestos shall be filtered. The final filter should be of a 5 micron size. A system containing a series of several filters with progressively smaller pore sizes shall be used to avoid rapid clogging of the filtration system by large particles. Filtered waste water shall be discharged to a sanitary sewer. Used filters shall be disposed of as asbestos containing waste.

1.12 WASTE DECONTAMINATION ENCLOSURE SYSTEM

- A. For each abatement area, provide decontamination facilities located in an area agreed upon with the Owner's Representative. The decontamination facilities shall include a Decontamination Enclosure System for workers and visitors and Decontamination Enclosure System for loading asbestos out of the work area for transportation to the landfill.
- B. The Decontamination Enclosure System for transporting asbestos out of the Removal Area shall consist of an Air Lock from the Work Area leading into the Bag Wash and Wipe Room, and another Air Lock leading into the holding area.
 - 1. The waste wash-down room in the decontamination enclosure system shall be a walk-through type (i.e. enter through one side of the waste wash-down room and exit the opposite side).
 - 2. The waste decontamination unit shall be constructed of appropriate framing and fully lined utilizing 2 layers of 6-mil fire-retardant polyethylene sheeting.
 - 3. In accordance with regulations, reinforced polyethylene sheeting shall be utilized for lining the floor of the decontamination enclosure unit.

- C. The Bag Wash and Wipe Room shall be equipped with the facilities to wash and wipe the outside of the bags prior to removing them from the work area for transportation to the landfill. Make provisions to prevent any contaminated water run-off from the Bag Wash and Wipe Room.
- D. Provide heating and ventilation in the entire Decontamination System so that airflow will be from the outside towards work space.
- E. All water utilized during this project and contaminated by asbestos shall be filtered. The final filter should be of a 5 micron size. A system containing a series of several filters with progressively smaller pore sizes shall be used to avoid rapid clogging of the filtration system by large particles. Filtered waste water shall be discharged to a sanitary sewer. Used filters shall be disposed of as asbestos-contaminated waste.

1.13 WORK PLACE ENTRY AND EXIT PROCEDURES

A. Personnel Entry & Exit

- 1. Provide all personnel throughout the abatement process with the specified protective clothing and gear. Ensure that all personnel entering and leaving the work place abide by the following procedures:
 - a. All workers and authorized personnel shall enter the work area through the worker Decontamination Enclosure System.
 - b. All personnel, before entering the work area, shall read and be familiar with all posted regulations, personal protection requirements including work place entry and exit procedures and emergency procedures. A sign off sheet shall be used to acknowledge that these have been reviewed and understood by all personnel prior to entry.
 - c. All personnel shall proceed first to the Clean Room, remove all street clothes and don appropriate personal protective clothing, equipment and respiratory protection, as deemed adequate for the job conditions.
 - d. Personnel wearing designated personal protective clothing and equipment shall proceed from the Clean Room through the Shower Room and Equipment Room to the main work area.
 - e. While inside the work area there shall be no smoking, eating, drinking, chewing of gum or tobacco, or wearing of jewelry.
 - f. Before leaving the work area all personnel shall remove gross contamination from the outside of respirators and protective clothing by brushing and/or wet wiping procedures.
 - g. Personnel shall proceed to Equipment Room where they remove all protective clothing and equipment except respirators.
 - h. Reusable, contaminated footwear shall be stored in the Equipment Room when not in use in the work area.

- i. Still wearing respirators, personnel shall proceed to the Shower Area, clean the outside of the respirators and the exposed face area under running water prior to removal of respirator, then shower and shampoo to remove residual asbestos contamination. Various types of respirators will require slight modification of these procedures. An airline respirator with HEPA filtered disconnect protection may be disconnected in the Equipment Room and worn into the Shower. A powered air-purifying respirator (PAPR) face piece will have to be disconnected from the filter/power pack assembly that is not waterproof, upon entering the shower. A negative pressure respirator may be worn into the shower. Cartridges must be replaced for each new entry into the work area.
 - j. After showering and drying off, proceed to the Clean Room and don clean clothing.
 - k. Personnel will not be allowed outside the decontamination unit at the work site when wearing protective clothing since no determination can be readily made concerning their purpose in that area.
2. These procedures shall be posted in the Clean Room and the Equipment Room.

1.14 EQUIPMENT and WASTE CONTAINER DECONTAMINATION and WASTE REMOVAL PROCEDURES

A. Waste Container Pass-Out Procedures.

1. Asbestos contaminated waste that has been containerized shall be transported out of the work area through the waste Decontamination Enclosure.
2. The following procedures shall be followed whenever equipment or containers are removed from the work area during a large asbestos project.
3. Waste removal shall not occur during worker shift changes or when workers are showering or changing. Care shall be taken to prevent short-circuiting and cycling of air outward through the waste wash room.
4. Workers are to be stationed in each room/area of the decontamination enclosure to transfer/process the containers and equipment to or from adjacent sections. These workers are not to cross into the adjacent areas/rooms until the waste/equipment transfer is finished for that period and the workers have gone through decontamination as required by Subpart 1.14 of these specifications. The holding area workers shall have entered from uncontaminated areas with appropriate personal protective equipment; or prior to the start of waste transfer, these workers shall have exited the work area, fully decontaminated, and subsequently donned clean personal protective equipment.
5. External surfaces of contaminated containers and equipment shall be cleaned by wet cleaning and/or HEPA vacuuming in the work area before transferring such items into the decontamination enclosure system. Contaminated workers shall not enter the washroom during this procedure.

6. The cleaned containers of ACM and equipment shall be placed in uncontaminated leak-tight plastic bags or sheeting as the item's physical characteristics demand. Air volume shall be minimized and the bags or sheeting shall be sealed. Items that may puncture or tear the plastic bags or sheeting shall be placed in a hardwall container and sealed.
 7. The clean recontainerized items shall be moved into the airlock for subsequent transfer to the holding area. The washroom workers shall not enter this airlock or the work area until waste removal is finished for that period.
 8. Recontainerized items and cleaned equipment shall be removed from the airlock to the holding area by workers who have entered from uncontaminated areas with appropriate personal protective equipment.
 9. The recontainerized items of ACM and cleaned, bagged equipment shall be placed in closed top, watertight plastic carts. These carts shall be held in the holding area pending removal. The carts shall be HEPA vacuumed or wet-cleaned following the removal of the containers of ACM from them.
 10. The carts shall be stored in a holding area on the work site.
- B. At the end of a work period, the exit from the Worker Decontamination Enclosure system shall be secured to prevent unauthorized entry.

1.15 DISPOSAL ACTIVITIES

A. Applicable Regulations

1. All asbestos waste shall be stored, transported and disposed of as per, but not limited to, the following Regulations:
 - a. NYS DEC 6 NYRCC part 360 and 364
 - b. USEPA NESHAPS 40 CFR 61
 - c. USEPA ASBESTOS WASTE MANAGEMENT GUIDANCE EPA/530-SW-85-007

B. Transportation and Disposal Site

1. The Contractor's Hauler and Disposal Site shall be approved by the owner.
2. The Contractor shall give 24 hour notification prior to removing any waste from the site. Waste shall be removed from site only during normal working hours unless otherwise specified. No waste may be taken from the site without authorization from the Owner's Consultant.
3. The Contractor shall have the Hauler estimate the date and time of arrival at the Disposal Site.

Hamlin Design Group
PRJ 201 Oakside Elementary
PRJ 202 Uriah Hill School
PRJ 203 Woodside Elementary
PRJ 204 Middle School

The City School District of Peekskill
SED 66-15-00-01-0-005-020
SED 66-15-00-01-0-007-014
SED 66-15-00-01-0-008-017
SED 66-15-00-01-0-014-005

4. Upon arrival at the removal site, the Hauler must possess and present to the Owner's Consultant a valid New York State Department of Environmental Conservation part 364 asbestos hauler's permit. The Owner's Consultant may verify the authenticity of the hauler's permit with the proper authority.
5. The Hauler, with the Contractor and the Owner's Representative, shall inspect all material in the transport container prior to taking possession and signing the asbestos waste manifest.
6. The Contractor shall not permit any off-site transfers of the waste or allow the waste to be combined with any other off-site asbestos material. The Hauler must travel directly to the disposal site with no unauthorized stops.

C. Waste Storage Container

1. All waste containers shall be fully enclosed and lockable (i.e. enclosed dumpster, trailer, etc.). NO OPEN CONTAINERS WILL BE PERMITTED ON-SITE (i.e. open dumpster with canvas cover, etc.).
2. The container shall be plasticized and sealed with a minimum of one (1) layer of 6 mil. polyethylene on the sides and two (2) layers of 6 mil. polyethylene on the floor.
3. While on-site, the container shall be labeled with EPA Danger signs:

DANGER
CONTAINS ASBESTOS FIBERS
AVOID CREATING DUST
CANCER AND LUNG DISEASE HAZARD

4. The New York State Department of Environmental Conservation Asbestos Hauler's Permit number shall be stenciled on both sides and back of the container. The container will not be permitted to leave the site without the proper identification.
5. Once the container is loaded at the site, the door(s) will be locked at all times.
6. Before the container is removed from the project site for transportation to the Disposal Site, the Owner's Consultant will confirm the container doors are locked. The locks shall be removed at the Disposal Site by the operator of the Disposal Facility.
7. The Owner may initiate random checks at the Disposal Site to insure that the procedures outlined herein are complied with.

D. Asbestos Waste Manifest

1. The manifest shall be completed by the Contractor and verified by the Owner's Consultant that all the information and amounts are accurate and the proper signatures are in place.

Hamlin Design Group
PRJ 201 Oakside Elementary
PRJ 202 Uriah Hill School
PRJ 203 Woodside Elementary
PRJ 204 Middle School

The City School District of Peekskill
SED 66-15-00-01-0-005-020
SED 66-15-00-01-0-007-014
SED 66-15-00-01-0-008-017
SED 66-15-00-01-0-014-005

2. The manifest shall have the signatures of the Owner's Consultant, the Contractor, and the Hauler representatives prior to any waste being removed from the site. A copy of the completed manifest shall be retained by the Owner's Consultant and the Contractor and shall remain on site for inspection.
3. The Contractor shall maintain a waste disposal log which indicates load number, date and time left site, container size, quantity of ACM, Hauler, NYS DEC permit number, trailer and tractor license number, and date manifest was returned to Consultant.
4. Upon arrival at the Disposal Facility, the manifest shall be signed by the Disposal Facility operator to certify receipt of asbestos containing materials covered by the manifest.
5. The Disposal Facility operator shall return the manifest to the Owner's Consultant. Copies of the completed manifest are to be sent by the Disposal Facility operator to the Hauler and Contractor.

E. Compliance

1. Failure to adhere to these procedures shall constitute a material breach of the Contract and the Owner shall have the right to and may terminate the Contract provided, however, the failure of the Owner to so terminate shall not relieve the Contractor from future compliance.

1.16 ENGINEERING CONTROLS

- A. Provide supplied air to and exhaust air from the work area to maintain negative pressure. The ventilation system shall operate on a 24 hour basis throughout the abatement process until the work area clearance requirements are met. The ventilation system shall be in accordance with EPA recommendations included in the "Guidance for Controlling Friable Asbestos Containing Materials in Buildings" and current OSHA standards.
- B. A static negative air pressure of 0.02 inches (minimum) water column shall be maintained at all times in the work area during abatement to ensure that contaminated air in the work area does not filter back to uncontaminated areas.
- C. In a multi-room abatement project, provide a sufficient number of supply and exhaust units to create a stream of air away from faces of the workers in each room, and in such a way as to not damage or compromise the integrity of the plastic isolation barriers.
- D. Install and initiate operation of HEPA filter ventilation units as needed to provide an air change in the work area, every 15 minutes. Four air changes per hour will be used to calculate the number of HEPA filter ventilation units needed to perform this project.
- E. Openings made in the enclosure system to accommodate these shall be made airtight with tape and/or caulking as needed.
- F. Where more than one unit is installed, they should be turned on one at a time, checking the integrity of wall barriers for secure attachment and need for additional reinforcement.
- G. A dedicated power supply for the negative pressure ventilating units shall be utilized.
- H. On electric power failure, all work must stop immediately, and shall not resume until power is restored and exhaust units are operating again. On extended power failure, (longer than 1 hour), the decontamination facilities shall be sealed air tight after the evacuation of personnel from the work area.
- I. HEPA filter ventilation units shall be in compliance with ANSI Z9.2 (1979), Local Exhaust Ventilation.

1.17 MAINTENANCE OF WORK PLACE BARRIERS AND WORKER DECONTAMINATION ENCLOSURE SYSTEMS

- A. Following completion of the construction of all polyethylene barriers and Decontamination System Enclosures, a twelve hour settling period shall be allowed to insure that barriers will remain intact and secured to walls and fixtures before beginning actual work activities.
- B. All polyethylene barriers inside the work place, in the Worker Decontamination Enclosure System, in the Waste Container Pass-Out Air Lock, and at partitions constructed to isolate the work area from occupied areas, shall be inspected at least twice daily, including prior to the start of each day's abatement activities. The time of the inspections and conditions observed shall be documented in the daily project log.
- C. Damage and defects in the Enclosure System are to be repaired immediately upon discovery.
- D. Smoke tubes shall be used to test the effectiveness of the work area barrier and the Worker Decontamination Systems before abatement work begins with the negative pressure ventilation units in operation and at least once a day thereafter until the work is completed. Results and observations shall be documented in the project logbook.
- E. At any time during the abatement activities after barriers have been erected, if visible material is observed outside of the work area or if damage occurs to barriers, work shall immediately stop, repairs made to barriers, and debris/residue cleaned up using appropriate HEPA vacuuming and wet cleaning procedures.
- F. If air samples collected outside of the work area during abatement activities indicate airborne fiber concentrations greater than 0.01 f/cc or pre-measured background levels (whichever is higher), work shall immediately stop for inspection and repair of barriers. Cleanup of surfaces outside of the work area, using HEPA vacuums or wet cleaning techniques, may be necessary.

1.18 APPLICABLE PUBLICATIONS

- A. The publications listed below form a part of this specification to the extent referenced. The publications are referenced on text by basic designation only.
 - 1. United States Department of Labor - OSHA Regulation 1926.1101. Asbestos. (Fed Reg Vol 59, No. 153, Wednesday August 10, 1994, Rules and Regulations).
 - 2. United States Department of Labor - OSHA.1910.1001 Asbestos. (Fed Reg Vol 59, No. 153, Wednesday August 10, 1994, Rules and Regulations).
 - 3. United States Department of Labor. OSHA Safety and Health Standards (20 CFR 1926/1910). Construction industry. (Most Current Edition).
 - 4. U.S. Environmental Protection Agency. 40 CFR Part 61, Subsection B: National Emission Standard for Asbestos, Asbestos Stripping, Work Practices, and Disposal of Asbestos Waste.
 - 5. U.S. Environmental Protection Agency. Asbestos Hazard Emergency Response Act.40CFR763, Subpart E, Asbestos Containing Materials in Schools

Hamlin Design Group
PRJ 201 Oakside Elementary
PRJ 202 Uriah Hill School
PRJ 203 Woodside Elementary
PRJ 204 Middle School

The City School District of Peekskill
SED 66-15-00-01-0-005-020
SED 66-15-00-01-0-007-014
SED 66-15-00-01-0-008-017
SED 66-15-00-01-0-014-005

6. U.S. Environmental Protection Agency. Guidance for Controlling Asbestos Containing Materials in Buildings. EPA 560-5-85-024, June 1985, and EPA 560/5-83-002, March 1983).
7. U.S. Environmental Protection Agency. Asbestos Containing Materials in School buildings: A Guidance Document. (C00090 March 1979 Parts 1 & 2).
8. New York State Department of Labor Industrial Code 56.

1.19 ASBESTOS WASTE REQUIREMENTS

- A. The Contractor shall maintain compliance with all provisions of the following regulations: NYS DOL IC 56; USEPA, Asbestos Regulation 40 CFR 61.152, 29 CFR 1926.1101, 29 CFR 1910.1200 (F) of OSHA's Hazard Communication Standard, and other applicable standards.

Note: Any penalties incurred for failure to comply with any of the above regulations, will be the sole responsibility of the Contractor and his Sub-Contractors. The Owner claims no responsibility for fines imposed due to the negligence of the Contractor.

- B. Labeled ACM waste containers or bags shall not be used for non-asbestos containing debris or trash. Any material placed in labeled containers or bags, whether turned inside out or not, shall be handled and disposed of as asbestos containing waste (ACW).
- C. When presenting asbestos containing waste (ACW) for storage at the generation site, the Contractor shall:
 1. Wet down ACW in a manner sufficient to prevent all visible emissions of dust into the air.
 2. Seal material in a leak tight container while wet.
 3. Keep ACW separate from any other waste.
- D. When presenting asbestos containing waste (ACW) for storage away from the site of generation, the Contractor shall:
 1. Ensure that ACW has been properly packaged and labeled as per requirements above.
 2. Examine the containers of ACW to ensure that there are no breaks in the containers and that no visible dusts are being released into the air.
 - a. The examination shall be conducted in a manner reasonably calculated to minimize disturbance and damage to the container.
 - b. If examination reveals damage to a container of ACW the Contractor or person accepting the waste shall immediately wet down the ACW and re-package it into a clean leak tight container. The repackaging shall be conducted in a place and manner to minimize potential exposure to the general public. The subsequent repackaging

shall be the financial responsibility of the Contractor and occur at no extra cost to the Owner.

- E. Keep asbestos containing waste (ACW) separate from any other waste.
- F. When storing asbestos containing waste (ACW) - The Contractor shall:
 - 1. Ensure that the ACW has been sufficiently wet down in a leak tight container.
 - 2. Examine the integrity of the container's leak tight seal at a minimum of once per 24 hour period.
 - 3. Re-wet and repackage any damaged containers.
 - 4. Maintain at storage site an adequate supply of spare leak tight containers.
 - 5. Maintain at storage site an adequate supply of amended water.
 - 6. Keep ACW separate from any other waste.
 - 7. Keep ACW in a secured, enclosed, and locked container.
 - 8. If the Contractor has intention of storing a quantity of asbestos containing waste (ACW) greater than or equal to 50 cubic yards, the Contractor shall:
 - a. Submit a written request and receive written approval from the Owner's Representative.
- G. When presenting asbestos containing waste (ACW) for transport, the contractor shall:
 - 1. Ensure that ACW has been sufficiently wetted down.
 - 2. Examine the integrity of the container's air tight seal.
 - 3. Re-wet and re-package any damaged containers.
 - 4. Keep waste separate from all other wastes.
 - 5. Ensure that a person transporting asbestos waste holds a valid permit issued pursuant to law.
- H. When transporting Asbestos Containing Waste (ACW)
 - 1. Examine the integrity of the container's leak tight seal at a minimum of once per 24 hour period.
 - 2. Re-wet and re-package any damaged containers.
 - 3. Keep ACW in a secured, enclosed, and locked container.

Hamlin Design Group
PRJ 201 Oakside Elementary
PRJ 202 Uriah Hill School
PRJ 203 Woodside Elementary
PRJ 204 Middle School

The City School District of Peekskill
SED 66-15-00-01-0-005-020
SED 66-15-00-01-0-007-014
SED 66-15-00-01-0-008-017
SED 66-15-00-01-0-014-005

- I. When asbestos containing waste (ACW) is presented for disposal
 - 1. The Contractor at the time of presenting for disposal of ACW shall:
 - a. Comply with all applicable orders issued pursuant to asbestos disposal.
 - b. Ensure that ACW has been sufficiently wet down.
 - c. Examine the integrity of the container's air tight seal.
 - d. Re-wet and re-package any damaged containers.
 - e. Keep waste separate from all other wastes.
- J. Disposal of asbestos containing waste (ACW)
 - 1. NO PERSON UNDER ANY CIRCUMSTANCES SHALL ABANDON ASBESTOS CONTAINING WASTE.
 - 2. Disposal shall be at an approved landfill and a manifest form will be signed by the Landfill Owner documenting receipt and acceptance of the ACW which will be furnished to the Owner's Representative.

1.20 TEMPORARY FACILITIES, CONTROLS, OFFICE

- A. A source of water and electricity will be provided at the site without any charge to the Contractor.
- B. Temporary Electricity and Lighting.
 - 1. Electrical connections from the source of the electricity to the work area shall be provided by the Contractor.
 - 2. The Contractor shall provide all wiring, lighting, switches, outlets, etc., and shall be in accordance with national, state, local and Underwriters Laboratories requirements and installed by qualified and licensed individuals.
 - 3. The Contractor shall be responsible for any damages caused by them to the Owner's electrical systems.
 - 4. The Contractor shall utilize Ground Fault Interrupts, and undamaged, grounded extension cords
 - 5. The Contractor shall have adequate lighting within the work area.
 - 6. The Contractor shall take all appropriate precautions and steps necessary to protect all people from the hazards involved with electricity and liquids inside the work area.
- C. Temporary Water
 - 1. All connections to the Building's water system by the Contractor shall be equipped with Back Flow protection.
 - 2. All fittings, valves, hoses, etc. utilized must be temperature and pressure rated for the project's conditions.

PART 2 – MATERIALS AND EQUIPMENT

2.1 MATERIALS AND EQUIPMENT

- A. All materials subject to damage shall be stored off the ground, away from wet or damp surfaces, and under protective cover to prevent damage or contamination. Replacement materials shall be stored outside of the work area until abatement is completed.
 - 1. Damaged and deteriorating materials shall not be used and shall be removed from the premises.
 - 2. When asbestos containing material that has been used for insulation is removed, equivalent protection shall be provided with non-asbestos containing material, in conformity with all applicable NYS Codes.
- B. Plastic (polyethylene) sheeting, or spray-plastics, of 6-mil thickness or greater, in sizes to minimize the frequency of joints, shall be employed for containment. All polyethylene sheeting shall be fire-retardant.
- C. Duct tape or equivalent shall be capable of sealing joints of adjacent sheets of plastic, facilitating attachment of plastic sheets to finished or unfinished surfaces of dissimilar materials, and adhering under both dry and wet conditions, including during the use of amended water.
- D. Spray adhesive shall be capable of providing additional sealing of joints and facilitating attachment of plastic sheeting to finished or unfinished surfaces where needed. Adhesive shall be capable of adhering under dry and wet conditions, including during the use of amended water.
- E. The surfactant shall be a product that is non-toxic, non-carcinogenic, and is not an eye, respiratory system, or skin irritant.
- F. Airtight and watertight containers shall be provided to receive and retain any asbestos containing or contaminated materials for storage until disposal at a disposal site. The containers shall be labeled with the appropriate OSHA required labels (OSHA Regulation 29 CFR 1926.1101(k)), DOT required labels, and EPA Generator labels. Plastic bags used for waste storage or disposal shall be 6-mil in thickness minimum and be marked with the appropriate OSHA and DOT caution labels and the EPA Generator label.
- G. Provide adequate HEPA Filter equipped ventilation units, including HEPA filter replacements.
- H. Provide all tools, respirators and filter replacements necessary.
- I. Provide the necessary water filtration units, including filters to filter waste water through a 5 micron final filter.
- J. The Contractor shall have available ladders and/or scaffolds of sufficient dimension and quantity so that all work surfaces can be easily and safely reached by Inspectors. Scaffold joints and ends

shall be sealed with tape to prevent incursion of asbestos fibers. Scaffolding shall comply with the New York State Building Code and OSHA requirements.

PART 3 – EXECUTION

3.1 WORK AREA PREPARATION

- A. The Contractor shall provide notification to all occupants of the floor where abatement is scheduled and adjacent floors of the building of the scheduled asbestos project in accordance with NYS Code Rule 56.
- B. The work area shall be vacated by the occupants prior to work area preparation and until successful clearance air monitoring.
- C. The Contractor shall post caution signs meeting the specifications of OSHA Construction Standard Section 1926.1101 (k) at appropriate approaches to a location where airborne concentrations of asbestos may exceed ambient background levels. Signs shall be posted a distance sufficiently far enough away from the work area so as to permit an employee to read the sign and take the necessary protective measures to avoid exposure. Additional signs may need to be posted following construction of work place enclosure barriers.
- D. The Contractor shall have at least one supervisor at the job site at all times who can communicate effectively in English. Failure of this provision will result in stoppage of work, and will not resume until such a person is on the job site.
- E. The Contractor shall erect the decontamination enclosure system.
- F. The Contractor shall wet clean and remove all removable items from the work area. This includes furniture and mechanical objects that are movable. All remaining items shall be wet cleaned and protected.
- G. The Contractor shall shut down all existing electric power in the work areas. Provide and ensure safe installation of temporary power sources and equipment, giving special attention to any area of high humidity and/or sprayed water. Installation must comply with all applicable codes. All power to work areas shall be brought into the area through ground-fault interrupters positioned at the source.
- H. Where it is not practical or feasible to prepare the whole room as the regulated work area, due to the minor quantity of material scheduled for disturbance in each room, the Asbestos Abatement Contractor may establish the regulated work area utilizing tents and establishing negative pressure within the tents in accordance with the requirements of New York State Code Rule 56.

3.2 FLOOR PREPARATION

- A. Cover all remaining non-removable items within the removal area with two layers of fire retardant 6 mil polyethylene sheeting taped securely.
- B. Cover all pre-cleaned floors inside the work area, except when the floor covering is the only material scheduled for abatement, with two layers of fire retardant 6 mil (minimum) polyethylene sheeting or equivalent. Additional layers of sheeting may be utilized as drop cloths to aid in cleanup of bulk materials.
 - 1. Plastic shall be sized to minimize seams. If the floor area necessitates seams, those on successive layers of sheeting shall be staggered to reduce the potential for water to penetrate to the flooring material. A distance of at least 6 feet between seams is sufficient. Do not locate any seams at wall/floor joints.
 - 2. Floor sheeting shall extend at least 12 inches up the side walls of the work area.
 - 3. All wall/floor sheeting seams shall overlap a minimum of 12 inches, and be secured by first applying spray adhesive and then firmly securing with tape.
 - 4. Contractor will be responsible for any water damage caused by the removal process to the floor(s) below.

3.3 WALL AND CEILING PREPARATION

- A. All "critical" barriers, those separating removal areas from non- removal areas, shall be constructed according to Subpart 3.5.
- B. Fill any holes, cracks or inlets into the work area with caulking or equivalent.
- C. Cover all walls and ceiling within the work area with two layers of fire retardant 6 mil polyethylene sheeting or equivalent, with the exception of the panels scheduled for removal.
 - 1. Each layer of polyethylene sheeting shall be taped securely to the wall/ceiling. Layers shall not be taped to each other.
 - 2. Plastic shall be sized to minimize seams. Seams shall be staggered and separated by at least a distance of six feet.
 - 3. Wall sheeting shall overlap floor sheeting by at least 12 inches beyond the wall/floor joint.
 - 4. Wall sheeting shall be secured so as to prevent it from falling away from walls. This may require additional support/attachments when negative pressure ventilation systems are turned on.
 - 5. Caulk or seal edges of sheeting at floor, ceiling, walls, and fixtures to form an air tight seal.

- D. Entrances to the work place that will not be used for worker entry or emergency exits shall be locked to prevent unauthorized entry.
- E. Refer to Subpart 1.18 for procedures to utilize in properly maintaining Work Place Barriers and Worker Decontamination Enclosure Systems.

3.4 EXPOSURE CONTROLS

- A. The Contractor shall install Enclosure Engineering Controls (refer to subpart 1.17) before any material is disturbed or removed.

3.5 CRITICAL BARRIER INSTALLATION

- A. The Contractor shall seal all openings from the work area to occupied areas of the building as per the following:
 - 1. Fire exits: Since they must be accessible at all times, equip each exit location with an emergency egress panel to be utilized only in emergencies.
 - 2. Critical Barriers: Barriers that separate the protected work area from unprotected non-work areas. These barriers shall be constructed of conventional 2" x 4" (minimum) wood or metal stud framing, 16" o.c. (maximum).
 - a. A solid construction material of at least 3/8" thickness shall be applied to the work side of the framing. The edges of the partition will be caulked at the floor, walls, ceiling and fixtures to form an air tight seal. The work area side of the partition will be covered with two layers of at least six-mil fire retardant polyethylene sheeting with staggered joints and sealed. The critical barrier then becomes a floor, wall or ceiling surface requiring two layers of at least six-mil fire-retardant polyethylene sheeting (Subpart 3.2 or Subpart 3.3).
 - b. Critical barriers shall be put into place before any disturbance of the asbestos containing material.
- B. Additional barriers (i.e., sealing off of all openings, including but not limited to windows, corridors, doorways, barriers, skylights, ducts, grills, diffusers, and any other penetrations of the work place) shall be installed with 2 layers of fire retardant 6 mil plastic sheeting sealed with tape. All seams of HVAC or other system components that pass through the work place shall also be sealed.

3.6 ASBESTOS CONTAINING MATERIAL REMOVAL - GENERAL

A. Gross Removal

1. Wet all asbestos containing material with an amended water solution. Equipment used should be capable of providing a fine spray mist, in order to reduce airborne fiber concentrations when the material is disturbed. Adequately wet the material to the substrate; however, do not allow excessive water to accumulate in the work area. Keep all removed material wet until it can be containerized for disposal (to prevent fiber release).
2. All items or obstructions shall be removed or positioned in ways, insofar as practical, so as to fully access the asbestos containing material.
3. Once adequately wetted, the asbestos containing material shall be removed in manageable sections. Removal shall be by teams of people, who containerize all material before moving to a new location. All removal areas shall be periodically sprayed to maintain in a wet condition until all visible material has been cleaned up.
4. Material that is removed shall not be dropped or thrown.
5. Removal shall be performed in teams, broken down into:
 - a. Sprayer - in charge of adequately wetting the ACM.
 - b. Scrapers/Removers - responsible for the careful removal of the ACM.
 - c. Cleaners - responsible to immediately bag all asbestos waste which has just been removed.
 - d. Scrubbers - will scour the now bare surfaces and rid them of all visible dust and debris.
 - e. The team will move in an orderly fashion completing the four steps in each section before moving to a new section.
6. Containerized waste (6 mil polyethylene bags or hardwall containers) shall be sealed when full. Since wet material can be exceedingly heavy, containers shall not be overfilled. Containers shall be securely sealed to prevent accidental opening and leakage (i.e., tying tops of bags in an overhand knot or by taping in goose neck fashion, never with wire or cord). Bags shall be decontaminated on exterior surfaces by wet cleaning or HEPA vacuuming before being placed in clean containers. Bags may be placed in drums for staging and transportation to the landfill.
7. Following completion of gross removal, all visible residue on substrate shall be removed by means of brushes or sponges.
8. Upon completion of all Gross and Residue Removal, initiate Clean-Up Procedures.

3.7 CLEAN-UP PROCEDURES - GENERAL

- A. Clean up of visible accumulations of loose ACM shall occur whenever there is a sufficient amount to fill a single asbestos bag and at the end of each shift.
- B. ACM shall be collected utilizing rubber dust pans and rubber squeegees.
- C. HEPA vacuums shall not be used on wet materials unless specially designed for that purpose.
- D. Metal shovels shall not be used within the work area.
- E. Accumulations of dust shall be cleaned off all surfaces of the work area daily.

3.8 FINAL CLEAN-UP PROCEDURES

- A. After removal of all visible accumulations of ACM, the work areas shall be:
 - 1. HEPA vacuumed on dry surfaces.
 - 2. A wet/dry shop vacuum (dedicated to asbestos abatement) may be used to pick up excess water and gross saturated debris.
 - 3. All surfaces shall be wet cleaned. Contractor will request and pass a visual inspection performed by the consultant before proceeding to the next step. Documentation of passing this inspection shall be recorded in a daily logbook.
 - 4. The Contractor shall encapsulate the polyethylene sheeting with a lockdown encapsulant. The abated surfaces shall not be encapsulated prior to each work area passing final air clearance sampling.
 - 5. The cleaned, exposed surface barrier shall be removed from wall and floor.
 - 6. The work area shall be vacated for 12 hours to allow for fibers to settle.
- B. Second Cleaning:
 - 1. All objects and surfaces covered by the second layer of plastic shall be HEPA vacuumed and/or wet cleaned.
 - 2. The remaining plastic surface barriers will be removed and disposed of as asbestos contaminated waste, while the critical barriers remain in position.
 - 3. The areas shall be vacated for twelve (12) hours to allow fibers to settle.
 - 4. Negative air controls shall still be in operation.

Hamlin Design Group
PRJ 201 Oakside Elementary
PRJ 202 Uriah Hill School
PRJ 203 Woodside Elementary
PRJ 204 Middle School

The City School District of Peekskill
SED 66-15-00-01-0-005-020
SED 66-15-00-01-0-007-014
SED 66-15-00-01-0-008-017
SED 66-15-00-01-0-014-005

C. Third Cleaning:

1. A third cleaning shall be performed on all surfaces within the work site using HEPA vacuuming and/or wet cleaning.
2. All containerized waste shall be removed from the work area and holding area.
3. All tools and equipment shall be removed from work area and properly decontaminated in the decontamination enclosure system.

D. Following successful completion of third cleaning, inform the Owner's Representative that work areas are ready for Clearance Air Monitoring.

END OF SECTION 028213

DRAWINGS

- 1) The following sheets have been either been REVISED AND REPLACED OR ADDED.

OAKSIDE

- 1) O-E.202.00 MAIN LEVEL REMOVAL PLANS
- 2) O-M.201.00 REMOVAL PLAN
- 3) O-M.401.00 HVAC PLAN
- 4) O-M.601.00 HVAC DETAILS AND DIAGRAMS

URIAH HILL

- 5) U-H.100.00 EXISTING BASEMENT LEVEL HAZMAT PLAN
- 6) U-E.001.00 LEGEND, GENERAL NOTES & BASEMENT POWER PLAN
- 7) U-M.301.00 BASEMENT REMOVAL AND HVAC PLAN

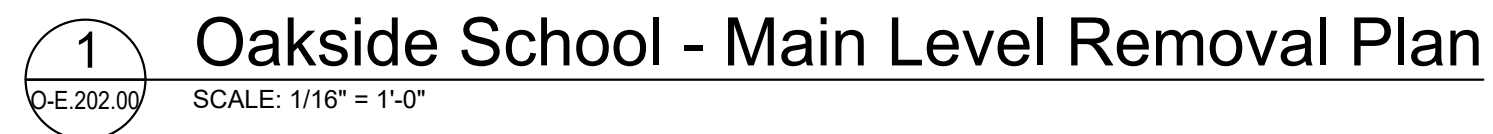
WOODSIDE

- 8) W-H.101.00 EXISTING FIRST FLOOR HAZMAT PLAN
- 9) W-H.102.00 EXISTING FIRST FLOOR HAZMAT PLAN
- 10) W-E.001.00 LEGEND, GENERAL NOTES, SCHEDULES, AND DETAILS
- 11) W-E.401.00 FIRST FLOOR POWER PLAN
- 12) W-E.402.00 FIRST FLOOR POWER PLAN & PANELBOARD SCHED.
- 13) W-M.403.00 FIRST FLOOR HVAC PLAN- AREA A
- 14) W-M.405.00 FIRST FLOOR HVAC PLAN- AREA C
- 15) W-M.602.00 HVAC DETAILS AND DIAGRAM

END OF ADDENDUM NO. 1



1. DISCONNECT & REMOVE HVAC BRANCH CIRCUIT IN ITS ENTIRETY
2. DISCONNECT & RECONNECT AS REQUIRED FOR WALL CONSTRUCTION.



Hazardous Material Consultant:



Peekskill City School District
1031 Elm St.
Peekskill, NY 10566

Peekskill Reconstruction

SED Project: 66-15-00-01-0-005-020
HDG Project: 201

Oakside Elementary

200 Decatur Ave.,
Peekskill, NY 10566

SED Project: 66-15-00-01-0-007-014
HDG Project: 202

Uriah Hill School

980 Pemart Ave.,
Peekskill, NY 10566

SED Project: 66-15-00-01-0-008-017
HDG Project: 203

Woodside Elementary

612 Depew St.,
Peekskill, NY 10566


SED Project: 66-15-00-01-0-014-005
HDG Project: 204

Middle School

212 Ringgold St.,
Peekskill, NY 10566

DRAWN BY:
SDK

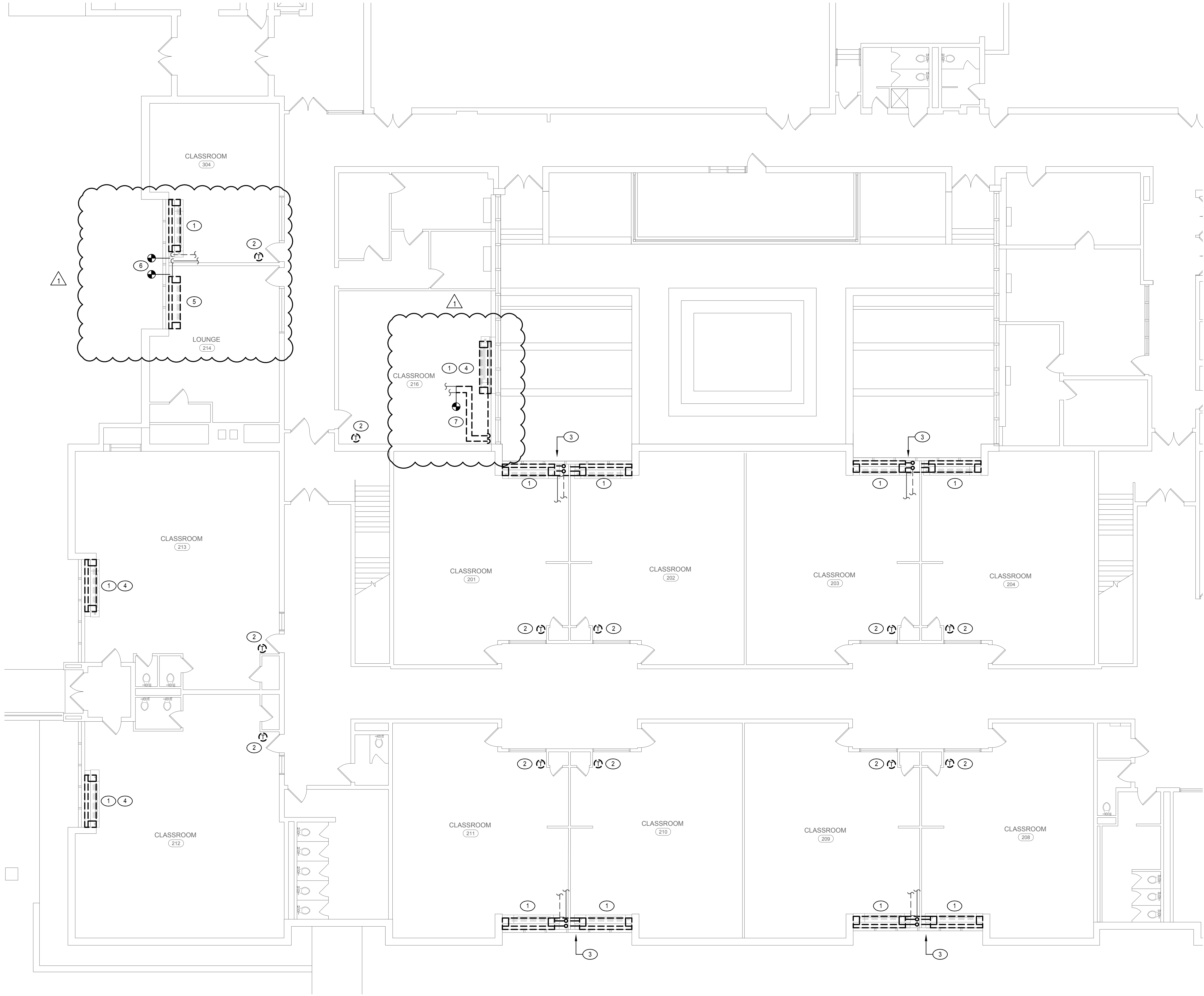
ISSUE: 02/01/2021

 ADDENDUM NO. 1
REV: 03/05/2021



DESCRIPTION
Main Level Removal Plans

O-E.202.00


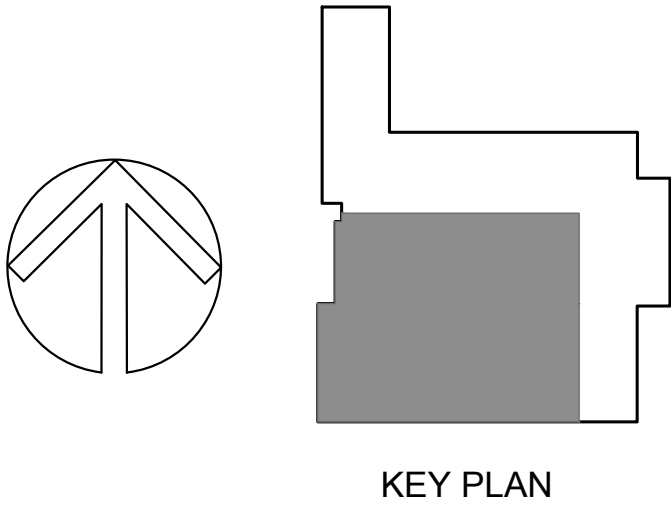


DRAWING NOTES: #

1. REMOVE UNIT VENT WITH ALL CONTROLS, PIPING, DUCTWORK, LOUVER, SLEEVE AND ALL ACCESSORIES.
2. REMOVE THERMOSTAT WITH ALL WIRING. PATCH WALL AS REQUIRED.
3. CUT AND CAP PIPING THAT GOES TO THIS SIDE UNIT VENT. THE NEW UNIT WILL HAVE NEW PIPING.
4. CUT AND CAP PIPING BELOW FLOOR. SEE 400 SERIES FOR NEW PIPING.
5. REMOVE UNIT VENT WITH ALL CONTROLS, PIPING, DUCTWORK, LOUVER, SLEEVE AND ALL ACCESSORIES. SAVE UNIT FOR RE-INSTALLATION.
6. CUT PIPING AT WALL.
7. REMOVE EXISTING PIPING.




1 Removal Plan
O-M.201.00 SCALE: 1/8" = 1'-0"




Architect:
Hamlin Design Group
915 Broadway, Suite 101A
Albany, New York 12207
Tel: 518.724.5159
Fax: 518.320.8633
Web: hamlindesigngroup.com

Hazardous Material Consultant:



MEP Engineer:



Client:



Peekskill City School District
1031 Elm St.
Peekskill, NY 10566

Peekskill Reconstruction
SED Project: 66-15-00-01-0-005-020
HDG Project: 201
Oakside Elementary
200 Decatur Ave.,
Peekskill, NY 10566

SED Project: 66-15-00-01-0-007-014
HDG Project: 202
Uriah Hill School
980 Pemart Ave.,
Peekskill, NY 10566

SED Project: 66-15-00-01-0-008-017
HDG Project: 203
Woodside Elementary
612 Depew St.,
Peekskill, NY 10566

SED Project: 66-15-00-01-0-014-005
HDG Project: 204
Middle School
212 Ringgold St.,
Peekskill, NY 10566

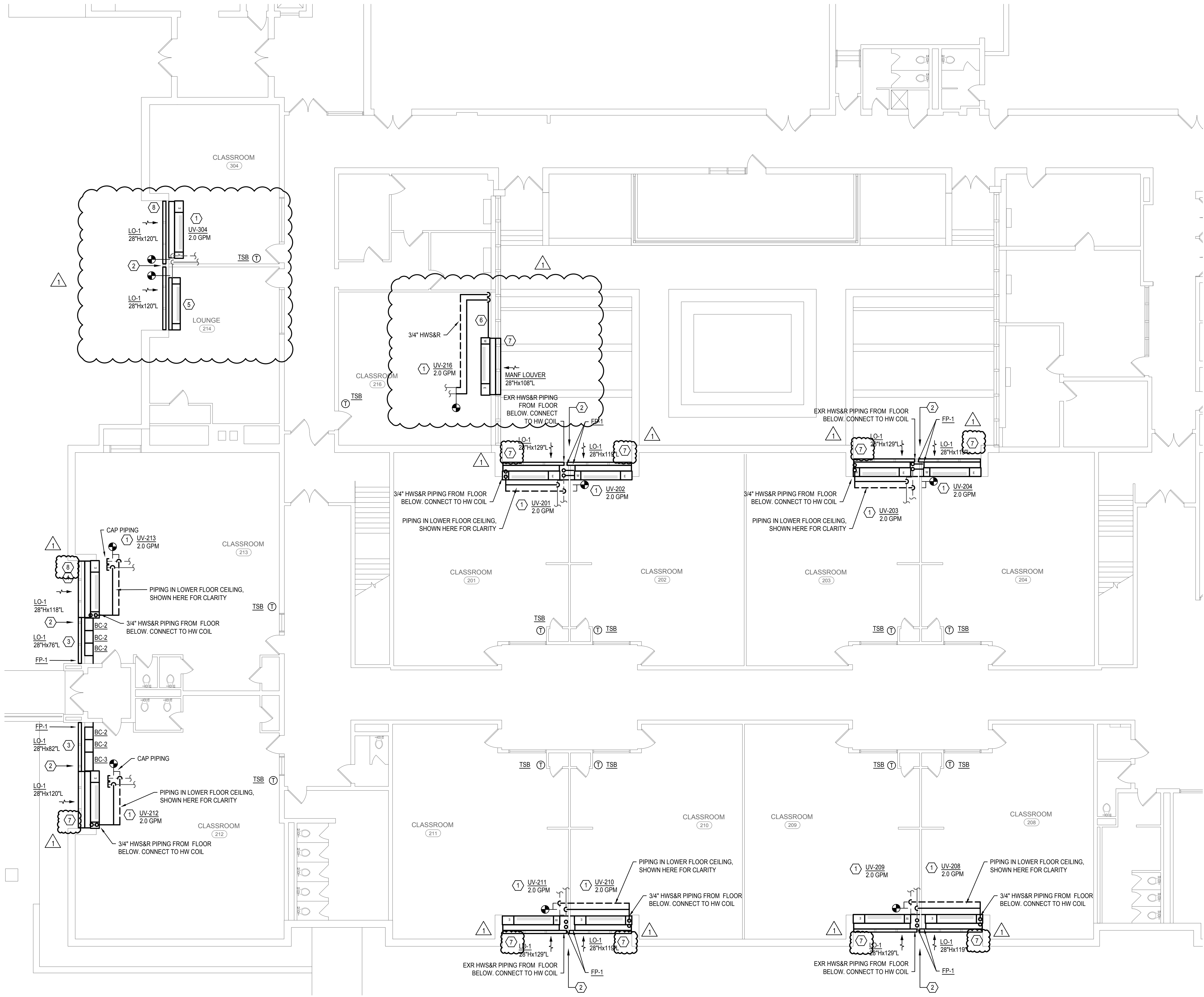
DRAWN BY:
MLB

ISSUE: 02/01/2021
ADDENDUM NO. 1
REV: 03/05/2021



DESCRIPTION
Removal Plan

O-M.201.00



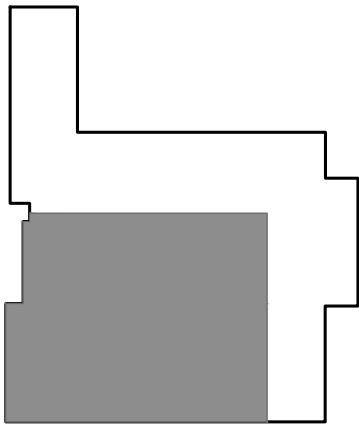

1 HVAC Plan
O-M.401.00 SCALE: 1/8" = 1'-0"

GENERAL NOTES:


- THE INSTALLATION OF THE UNIT VENTILATORS (WITH THE EXCEPTION OF ELECTRICAL) WILL BE PART OF A SINGLE CONTRACT. DRAWING O-A.500.00 WILL BE PART OF THE MC CONTRACT. THIS CONTRACTOR SHALL HIRE A LICENSED CONTRACTOR TO PERFORM THE EXTERIOR WORK ON THE BUILDING TO THE SATISFACTION OF THE OWNER.
- THIS CONTRACTOR SHALL BE RESPONSIBLE TO ENSURE THAT NO OUTSIDE AIR ENTERS THE ROOM OR EITHER OF THE END COMPARTMENTS OF THE UNIT VENTILATOR.
- EXTEND THE WATER PIPING TO THE NEW LOCATIONS FOR THE NEW LONGER UNIT VENT IN THE FLOOR BELOW. THE UNIT DOES NOT HAVE A PIPE TUNNEL FOR CROSSOVER PIPING.
- ALL LOUVERS ARE TO BE MEASURED AND FIELD VERIFIED BEFORE ANY SUBMITTALS. ANY INCONSISTENCIES ARE TO BE COORDINATED PRIOR TO ANY SUBMITTALS.
- ALL LOUVERS ARE TO BE A DIVIDED LOUVER THAT WILL PREVENT THE AIR STREAMS FROM CROSSING.
- LOUVERS ARE TO BE A CLEAR ANODIZED AND NON-FLANGED.
- PROVIDE (2) 30"x30" ACCESS DOORS IN THE LOWER LEVEL CEILING TO ACCESS THE PIPING FOR ALL UNITS. THIS WILL BE FOR EACH UNIT (SO 2 DOORS PER UNIT VENT).
- PROVIDE NEW CORE HOLES FOR PIPING AS REQUIRED.

DRAWING NOTES:

- INSTALL NEW UNIT VENT IN LOCATION SHOWN. EXTEND AND CONNECT EXISTING HWS&R PIPING TO NEW UNIT VENT. PROVIDE ALL NEW WATER SPECIALTIES PER DETAIL ON 600 SERIES.
- PROVIDE 2" VERTICAL SUPPORT BETWEEN LOUVERS. SUPPORT SHALL BE THE ALUMINUM WITH ANODIZED ALUMINUM COLOR TO EXACTLY MATCH LOUVER.
- PROVIDE SHEETMETAL AND INSULATION BEHIND LOUVER PER DETAIL.
- REMOVE LOUVER AND PART OF THE WALL SLEEVE TO VERIFY WALL CONSTRUCTION PRIOR TO SUBMITTALS TO VERIFY FINAL HEIGHT OF NEW LOUVER AND THICKNESS OF SLEEVE. RE-INSTALL LOUVER AFTER REVIEW.
- RE-INSTALL UNIT VENT. PROVIDE DRAIN FOR SPLIT UNIT IN ROOM OUT WALL. PROVIDE SHEET METAL AND INSULATION BEHIND UNIT PER DETAIL TO ENSURE THAT NO AIR ENTERS END COMPARTMENTS OR ROOM.
- RUN PIPING ACROSS WALL. PROVIDE PIPE ENCLOSURE.
- CONTRACTOR TO RUN 3/4" COPPER LINE FROM CONDENSATE DRAIN ON UNIT DOWN EXTERIOR OF WALL TO 12" ABOVE GRADE. ANCHOR PIPE TO WALL EVERY 4FT. PROVIDE 90DEG ELBOW AT BOTTOM OF PIPE.
- CONTRACTOR TO RUN 3/4" COPPER LINE FROM CONDENSATE DRAIN OUT WALL. PROVIDE 90 DEG ELBOW AT BOTTOM OF PIPE.




KEY PLAN




Architect:
Hamlin Design Group
915 Broadway, Suite 101A
Albany, New York 12207
Tel: 518.724.5159
Fax: 518.320.8633
Web: hamlindesigngroup.com

Hazardous Material Consultant:



MEP Engineer:



Client:



Peekskill City School District
1031 Elm St.
Peekskill, NY 10566

Peekskill Reconstruction

SED Project: 66-15-00-01-0-005-020
HDG Project: 201

Oakside Elementary

200 Decatur Ave.,
Peekskill, NY 10566

SED Project: 66-15-00-01-0-007-014
HDG Project: 202

Uriah Hill School

980 Pemart Ave.,
Peekskill, NY 10566

SED Project: 66-15-00-01-0-008-017
HDG Project: 203

Woodside Elementary

612 Depew St.,
Peekskill, NY 10566

SED Project: 66-15-00-01-0-014-005
HDG Project: 204

Middle School

212 Ringgold St.,
Peekskill, NY 10566


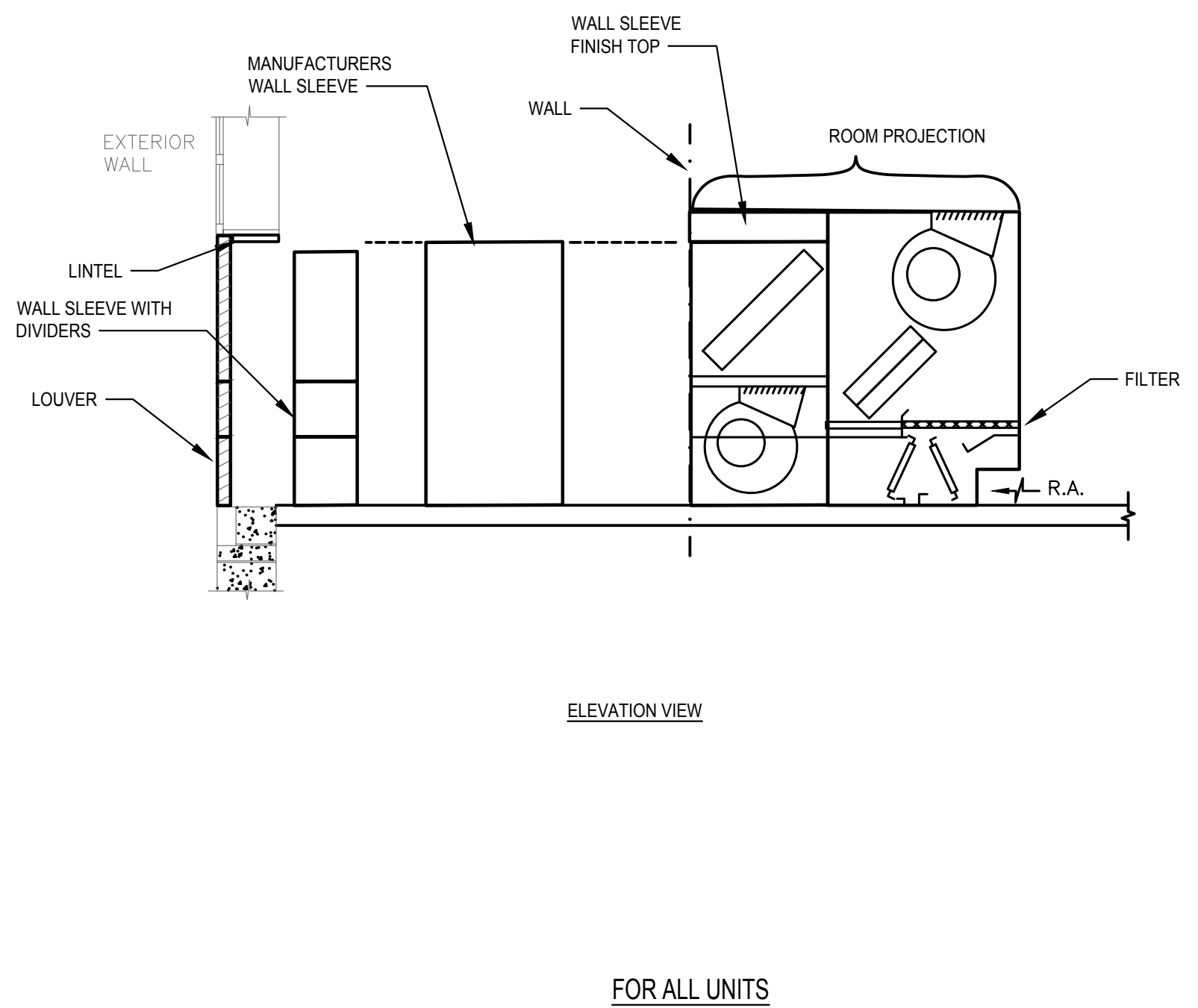
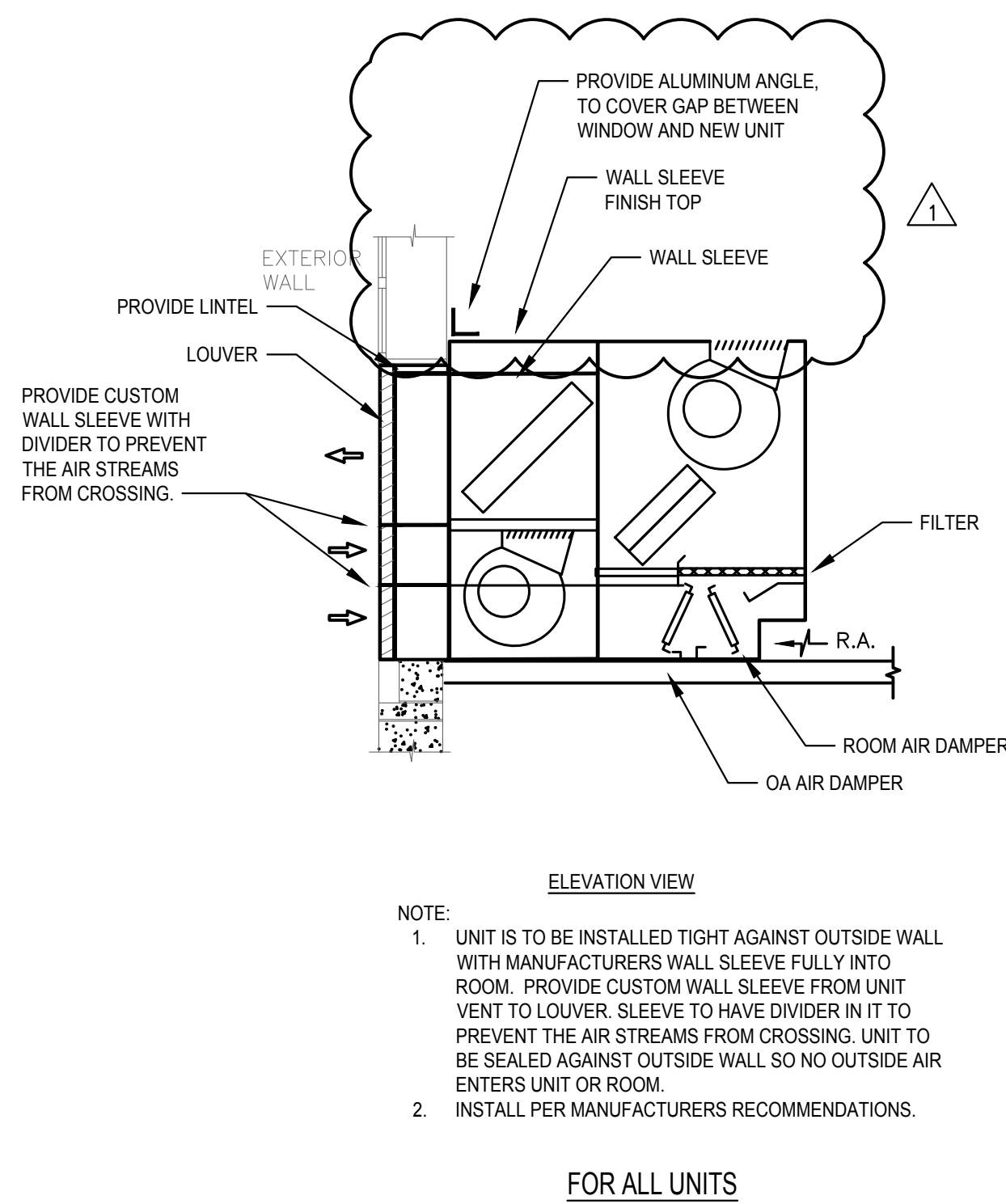
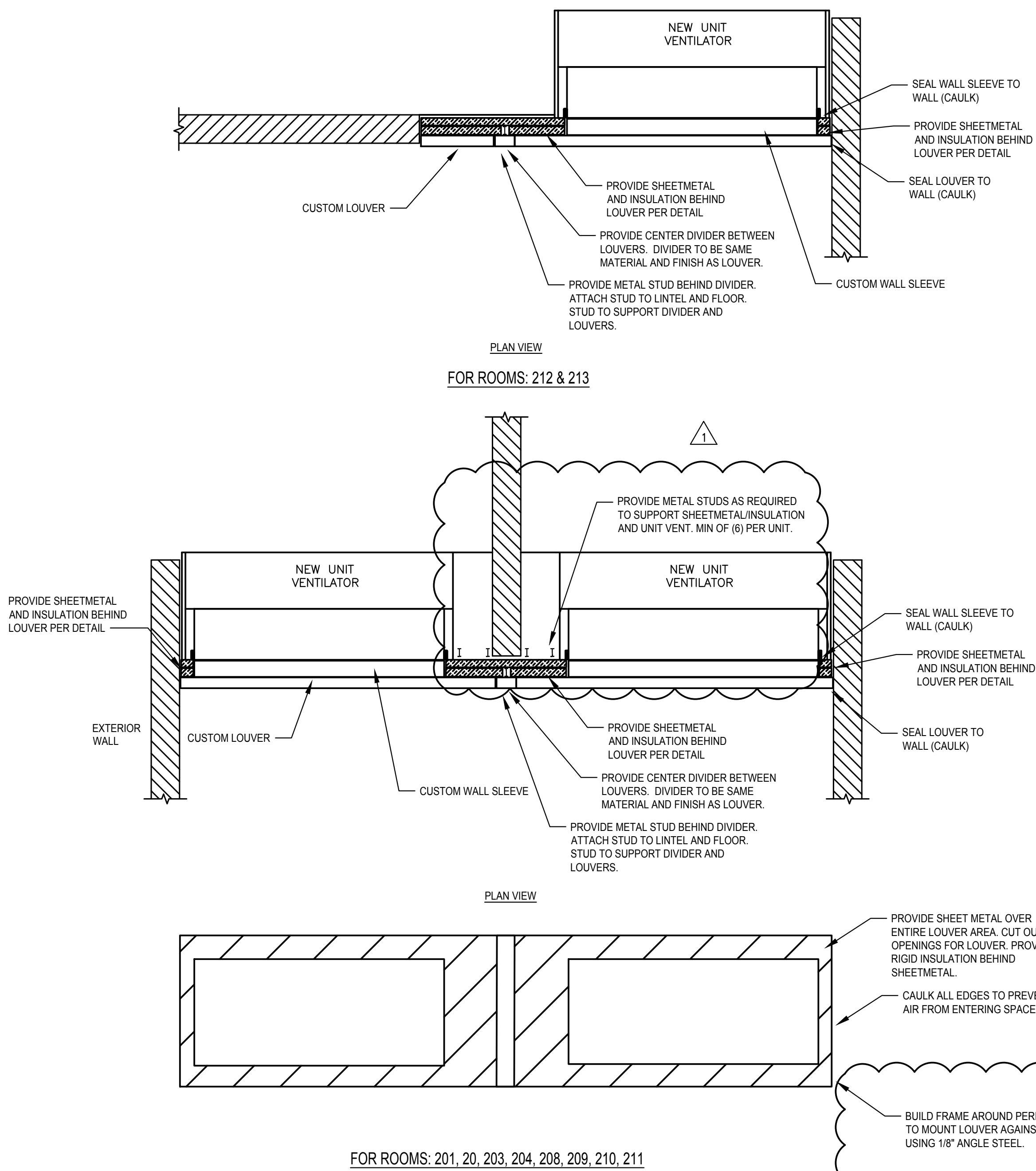
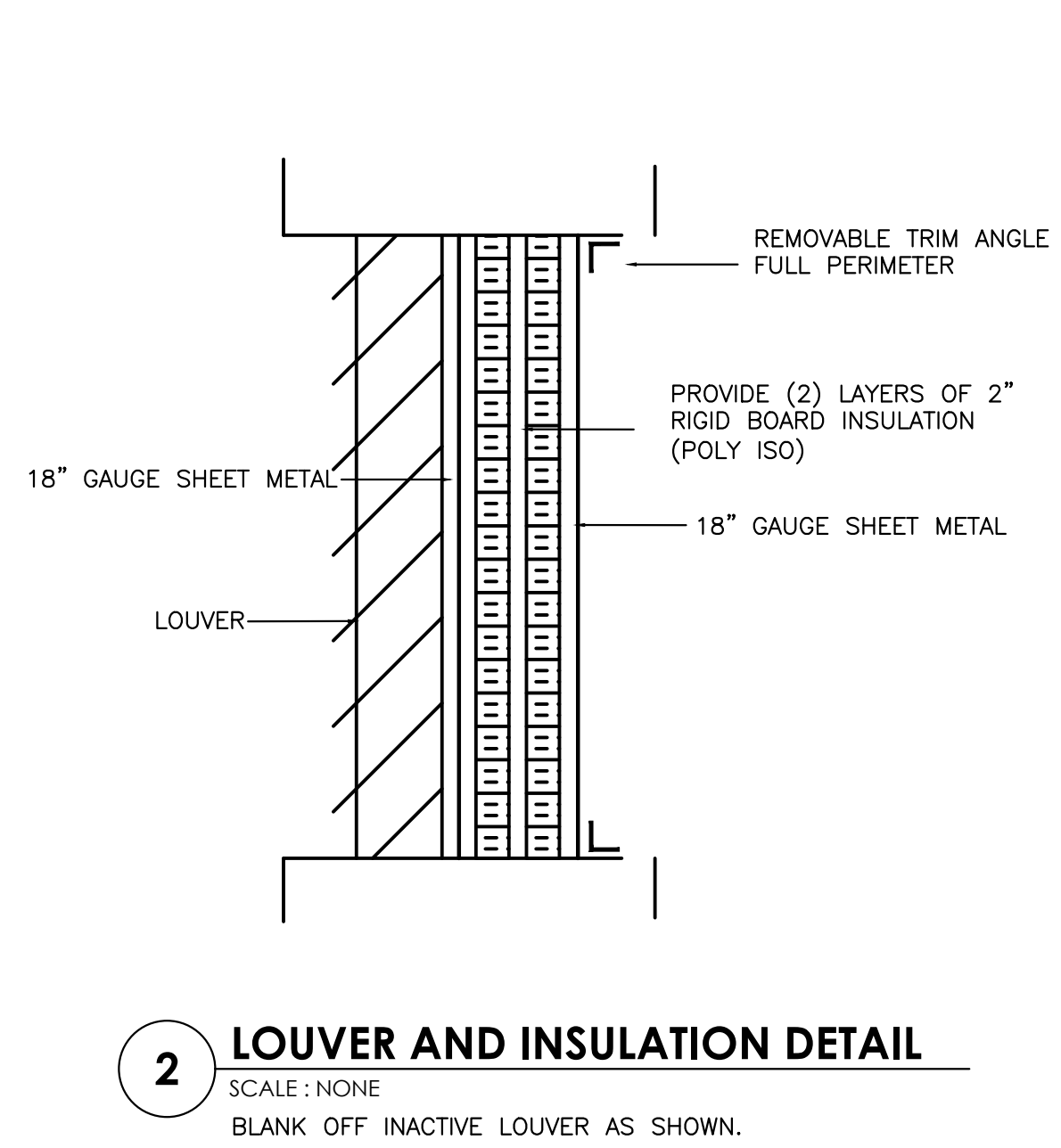
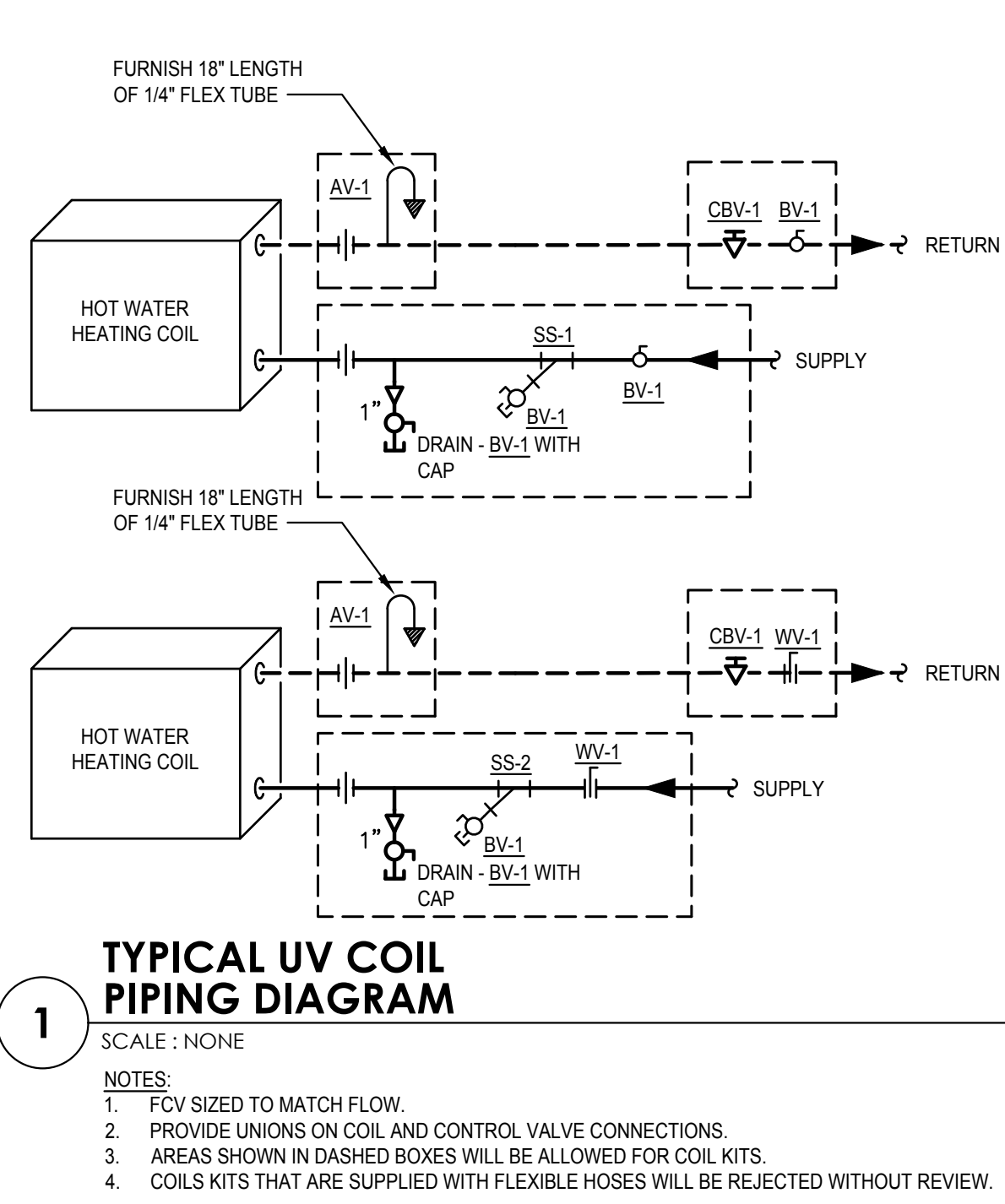
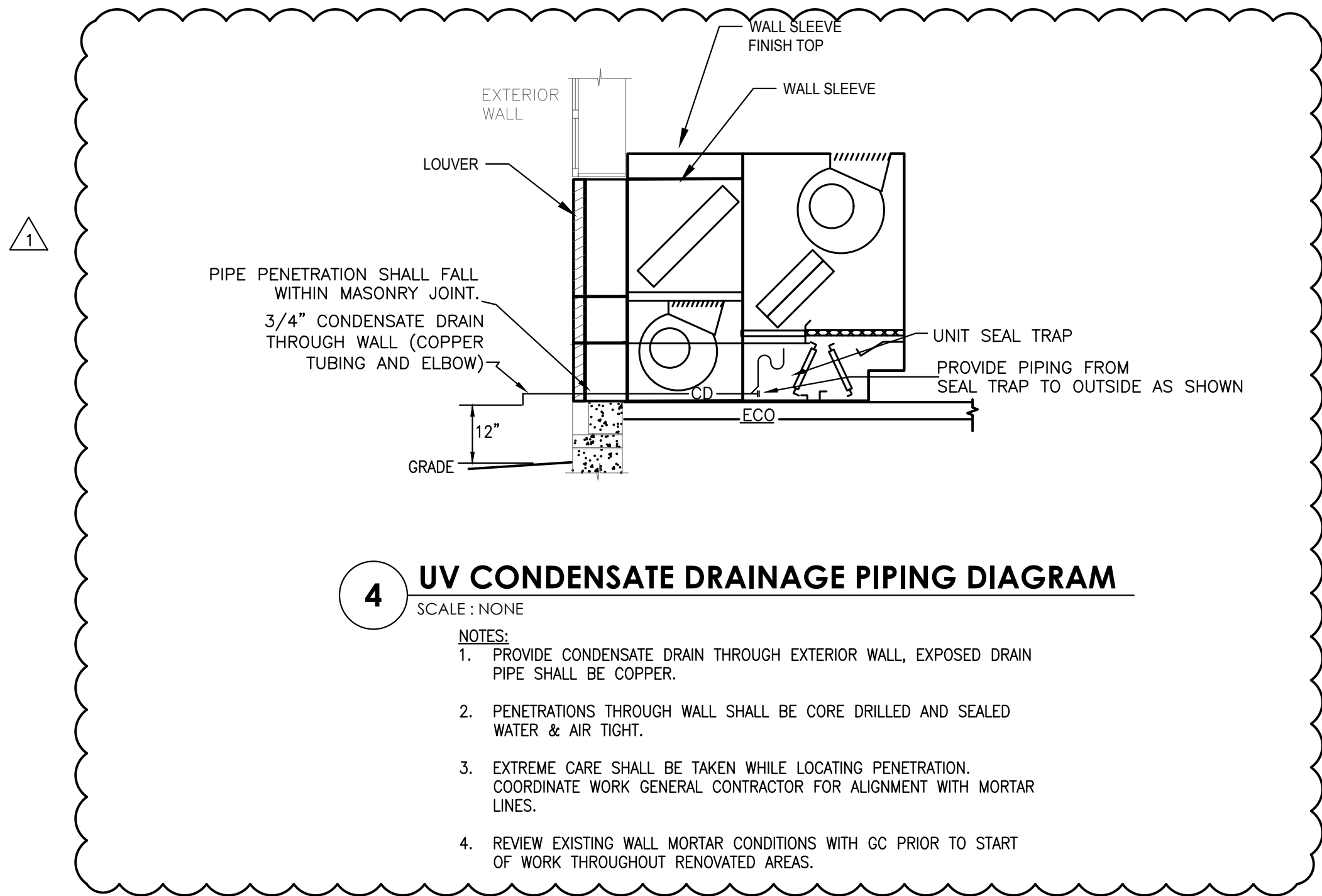
DRAWN BY:
MLB

ISSUE: 02/01/2021
ADDENDUM NO. 1
REV: 03/05/2021



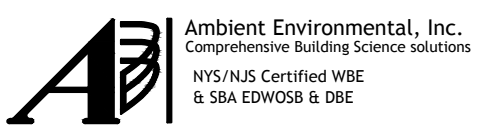
DESCRIPTION
HVAC Plan

O-M.401.00



Architect:
Hamlin Design Group
915 Broadway, Suite 101A
Albany, New York 12207
Tel: 518.724.5159
Fax: 518.320.8633
Web: hamlindesigngroup.com

Hazardous Material Consultant:



MEP Engineer:

Engineered Solutions
648 Plank Road #104
Clifton Park, NY 12061
phone: (518) 280-2410
fax: (518) 280-2481
www.engineered-solutions.net

Electrical
Communications
Mechanical
ES # 19071

Client:



Peekskill City School District
1031 Elm St.
Peekskill, NY 10566

Peekskill Reconstruction

SED Project: 66-15-00-01-0-005-020
HDG Project: 201

Oakside Elementary
200 Decatur Ave.,
Peekskill, NY 10566

SED Project: 66-15-00-01-0-007-014
HDG Project: 202

Uriah Hill School
980 Pemart Ave.,
Peekskill, NY 10566

SED Project: 66-15-00-01-0-008-017
HDG Project: 203

Woodside Elementary
612 Depew St.,
Peekskill, NY 10566

SED Project: 66-15-00-01-0-014-005
HDG Project: 204

Middle School
212 Ringgold St.,
Peekskill, NY 10566

DRAWN BY:
MLB

ISSUE: 02/01/2021
ADDENDUM NO. 1
REV: 03/05/2021

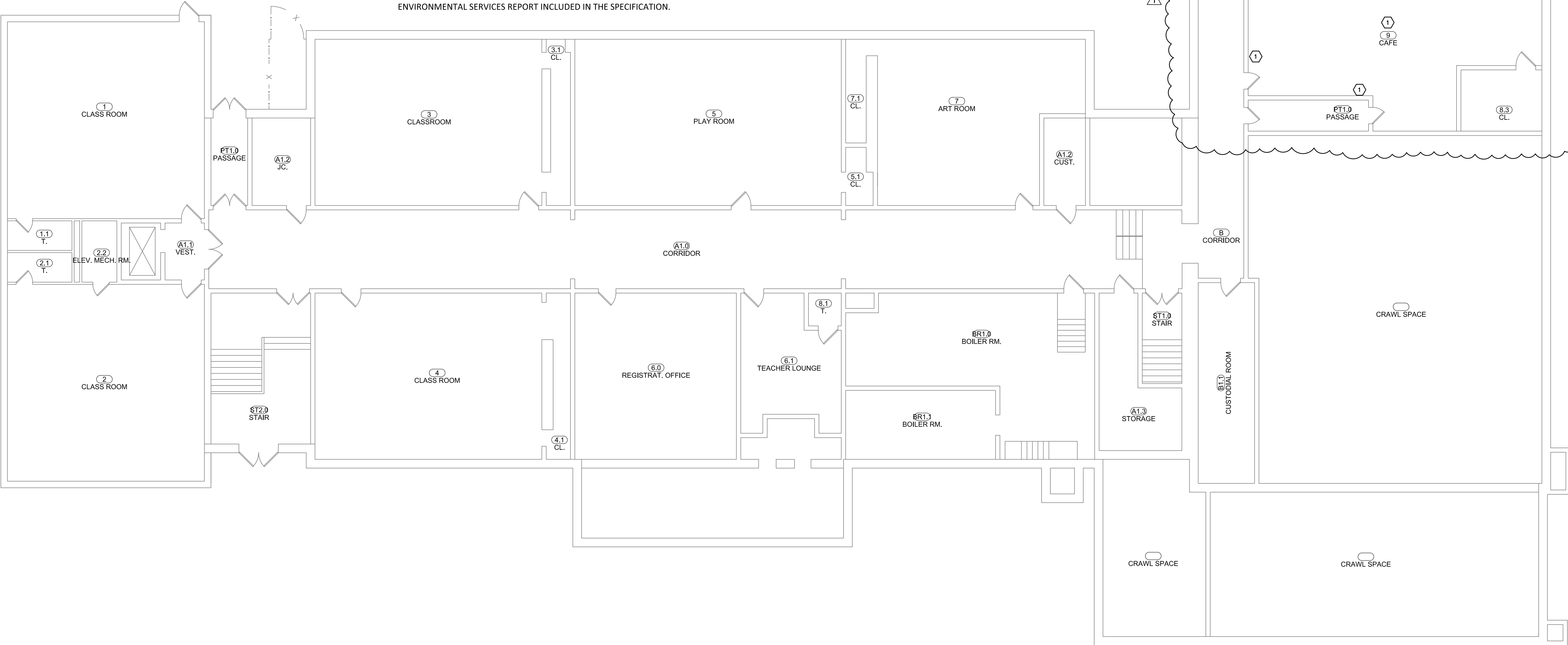


DESCRIPTION
HVAC Details and Diagrams

O-M.601.00

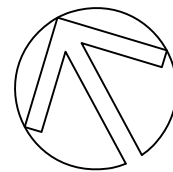
GENERAL REMOVAL NOTES

1. THE CONTRACTOR SHALL BE SOLELY RESPONSIBLE FOR ALL MEANS, METHODS, TECHNIQUES, SEQUENCES AND PROCEDURES, AND FOR COORDINATING THE COMPLETION OF ALL PORTIONS OF THE SCOPE OF WORK WITHIN THE SPECIFIED CONSTRUCTION SCHEDULE AND AS DEFINED IN THE CONTRACT DOCUMENTS.
2. ALL ASBESTOS ABATEMENT SHALL BE PERFORMED IN ACCORDANCE WITH ALL FEDERAL, STATE, LOCAL REGULATIONS, AND THE TERMS OF THE CONTRACT. ALL ABATEMENT ACTIVITY WITHIN THE BUILDING SHALL BE PERFORMED INSIDE A CONTAINED WORK AREA THAT MEETS THE REQUIREMENTS OF OSHA 1926.1101, THE ASBESTOS HAZARD EMERGENCY RESPONSE ACT AND NEW YORK STATE DEPARTMENT OF LABOR CODE RULE 56.
3. ALL ABATEMENT ACTIVITY ON THE EXTERIOR OF THE BUILDING SHALL BE PERFORMED WITHIN THE REQUIREMENTS OF OSHA 1926.1101, THE ASBESTOS HAZARD EMERGENCY RESPONSE ACT AND NEW YORK STATE DEPARTMENT OF LABOR CODE RULE 56. ALL EXTERIOR ABATEMENT ACTIVITY THAT DISTURBS FRIABLE ASBESTOS MATERIALS OR RESULTS IN NON-FRIABLE ASBESTOS MATERIALS BEING MADE FRIABLE SHALL BE PERFORMED UNDER NEGATIVE PRESSURE WITHIN AN ISOLATED WORK AREA.
4. THE HAZARDOUS MATERIALS DRAWINGS ASSOCIATED WITH THIS PROJECT WERE PRODUCED FROM AVAILABLE FLOOR PLANS. ACCORDINGLY, VARIATIONS WITHIN THE DEMARCATED WORK AREAS ARE EXPECTED AND SHALL HAVE NO IMPACT ON THE CONTRACT PRICE OR SCHEDULE.
5. THE HAZARDOUS MATERIALS DRAWINGS DO NOT SHOW EXISTING MECHANICAL, ELECTRICAL, PLUMBING, COMMUNICATION, SECURITY SYSTEMS OR CASEWORK PRESENT WITHIN OR IN THE PROXIMITY OF THE BUILDING. REFER TO THE ARCHITECTURAL, PLUMBING, MECHANICAL AND ELECTRICAL REMOVAL AND NEW WORK DRAWINGS FOR COORDINATION. ALL LOW VOLTAGE WIRING, INCLUDING BUT NOT LIMITED TO, SPEAKER WIRING, ALARM SYSTEM WIRING, TELEPHONE, DATA AND/OR TELEVISION CABLES SHALL BE PROTECTED IN PLACE DURING ASBESTOS ABATEMENT ACTIVITIES. MATERIALS SPECIFIED FOR REMOVAL ARE QUANTIFIED IN THE MATERIALS SCHEDULE IN DOCUMENT 028213.
6. PLACEMENT OF PERSONAL AND WASTE DECONTAMINATION UNITS WILL BE COORDINATED WITH AND APPROVED BY THE OWNER'S REPRESENTATIVE.
7. ASBESTOS CONTAINING MATERIALS (ACM) HAVE BEEN IDENTIFIED IN THE AREAS INDICATED ON THIS DRAWING AND INCLUDE JOINT COMPOUND, PIPE INSULATION AND MUDDIED FITTING INSULATION. ASBESTOS ABATEMENT WORK SHALL BE PERFORMED AS SPECIFIED IN SECTION 028213.
8. THE CONTRACTOR IS RESPONSIBLE FOR THE REMOVAL OF EXISTING NON-ASBESTOS MATERIALS INCLUDING, BUT NOT LIMITED TO, PIPE INSULATION, CEILING TILES AND WALL PLASTER AND/OR OTHER WALL CONSTRUCTION AS REQUIRED TO ACCESS PIPE INSULATION AND/OR MUDDIED FITTING INSULATION PRESENT WITHIN THE SCHEDULED REGULATED WORK AREAS. THE CONTRACTOR SHALL VERIFY FIELD CONDITIONS, MEASUREMENTS AND QUANTITIES. REPORT ANY DISCREPANCIES TO THE CONSTRUCTION MANAGER IN WRITING.
9. THE CONTRACTOR IS RESPONSIBLE FOR CONFIRMING THE LOCATIONS, TIMING AND EXTENTS OF REMOVALS AND INSTALLATIONS WITH THE APPROPRIATE CONTRACTOR.
10. THE ASBESTOS ABATEMENT CONTRACTOR IS RESPONSIBLE FOR THE REMOVAL AND LEGAL DISPOSAL OF ASBESTOS-CONTAINING AND ASBESTOS-CONTAMINATED MATERIALS AS INDICATED IN THE PROJECT SPECIFICATIONS AND DRAWINGS.
11. THE ASBESTOS ABATEMENT CONTRACTOR IS RESPONSIBLE FOR THE REMOVAL OF ALL WALL MOUNTED ITEMS FROM DRYWALL WITH ASBESTOS CONTAINING JOINT COMPOUND INCLUDING BUT NOT LIMITED TO CLASSROOM UNIT VENTILATORS, MOLDINGS, TRIM, THERMOSTATS, WIRING, AND BACKER PLATES. ALL PATCHING OF DRYWALL SHALL BE PERFORMED BY THE ASBESTOS ABATEMENT CONTYRACTOR. INSTALL NEW UNIT VENTILATOR WALL ANCHORS, BACKER PLATES FOR TEMPERATURE SENSORS OR OTHER COMPONENTS IDENTIFIED FOR INSTALLATION ON OR IN DRYWALL AS SHOWN ON THE ARCHITECTURAL AND MECHANICAL DRAWINGS.
12. THE ASBESTOS ABATEMENT CONTRACTOR IS TO NOTIFY THE ARCHITECT IN WRITING OF ANY DISCREPANCIES BETWEEN THE CONTRACT DOCUMENTS AND FIELD CONDITIONS PRIOR TO THE START OF WORK.
13. THE ASBESTOS ABATEMENT CONTRACTOR IS RESPONSIBLE FOR REVIEWING AND UNDERSTANDING THE ASSUMPTIONS AND LIMITATIONS INCLUDED IN THE ENVIRONMENTAL SERVICES REPORT INCLUDED IN THE SPECIFICATION.



KEYED REMOVAL NOTES

- 1 EXISTING DRYWALL JOINT COMPOUND CONTAINS ASBESTOS. ABATEMENT CONTRACTOR SHALL PERFORM ALL CUTTING AND PATCHING OF DRYWALL AND REMOVAL OR INSTALLATION OF ANY FASTENERS, ATTACHMENTS, ETC. COORDINATE WITH THE GENERAL AND MECHANICAL CONTRACTORS.
- 2 REMOVE ASBESTOS CONTAINING PIPE AND FITTING INSULATION ABOVE THE CEILING FOR SUBSEQUENT WORK BY APPROPRIATE CONTRACTORS. COORDINATE TIMING AND EXTENTS OF WORK WITH THE APPROPRIATE CONTRACTORS.



1 Uriah Hill School - Existing Basement Level Plan
UH.101.00 SCALE: 1/8" = 1'-0"




Architect:
Hamlin Design Group
915 Broadway, Suite 101A
Albany, New York 12207
Tel: 518.724.5159
Fax: 518.320.8633
Web: hamlindesigngroup.com

Hazardous Material Consultant:



MEP Engineer:



Client:



Peekskill City School District
1031 Elm St.
Peekskill, NY 10566

Peekskill Reconstruction

SED Project: 66-15-00-01-0-005-020
HDG Project: 201
Oakside Elementary
1072 Elm St.,
Peekskill, NY 10566

SED Project: 66-15-00-01-0-007-014
HDG Project: 202
Uriah Hill School
980 Pemart Ave.,
Peekskill, NY 10566

SED Project: 66-15-00-01-0-008-017
HDG Project: 203
Woodside Elementary
612 Depew St.,
Peekskill, NY 10566

SED Project: 66-15-00-01-0-014-005
HDG Project: 204
Middle School
212 Ringgold St.,
Peekskill, NY 10566

DRAWN BY:

KJ

ISSUE: 02/01/2021

ADDENDUM NO. 1
REV: 03/05/2021

DESCRIPTION

Existing Basement Level Hazardous Materials Plan

U-H.100.00

(ALTERNATE NO. 1)

GENERAL NOTES - POWER DISTRIBUTION

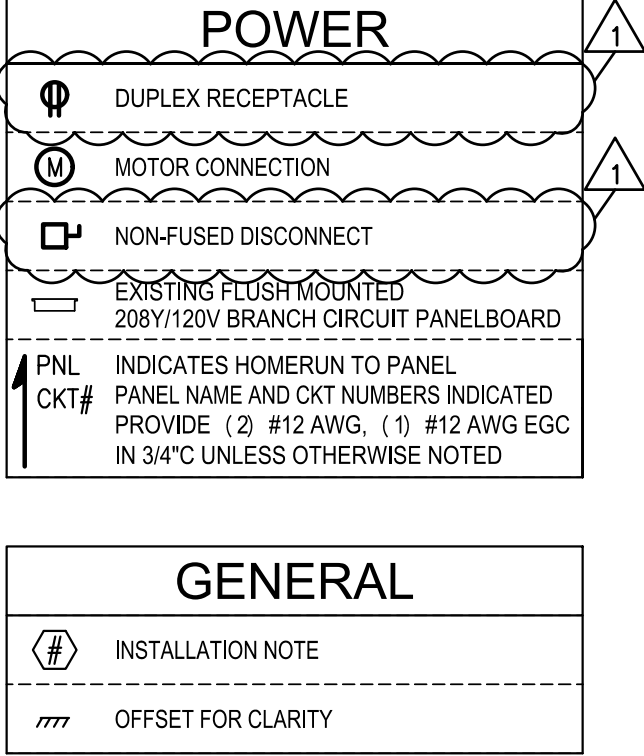
- A. PROVIDE (2) #10, (1) #10 EG WIRING FOR 120V, 20A BRANCH CIRCUITS EXCEEDING 100 FEET.
- B. THE DRAWINGS SHOW GENERAL LOCATION OF DEVICES AND CONTROL EQUIPMENT. THE CONTRACTOR SHALL INSTALL ALL DEVICES AND CONTROLS TO MEET ALL NEC REQUIREMENTS. COORDINATE THE EXACT LOCATION IN THE FIELD.
- C. THE ELECTRICAL CONTRACTOR SHALL COORDINATE ALL ELECTRICAL CONNECTIONS TO ELECTRICAL EQUIPMENT PROVIDED BY OTHERS PRIOR TO ROUGH-IN.
- D. PROVIDE DEDICATED NEUTRALS FOR ALL 120V, 20A, SINGLE PHASE BRANCH CIRCUITS.
- E. DO NOT INSTALL NORMAL AND EMERGENCY POWER IN THE SAME RACEWAY, JUNCTION BOX, OR OUTLET BOX. PROVIDE SEPARATE OR SEGREGATED RACEWAY SYSTEMS.
- F. WHERE BREAKERS ARE INSTALLED IN EXISTING PANELBOARDS, THE BREAKERS SHALL BE LISTED/LABELED FOR USE IN THE EXISTING PANEL AND THE KAIC RATING SHALL MATCH THE KAIC RATING OF THE EXISTING PANEL.

GENERAL NOTES - REMOVALS

- A. THIS INFORMATION REPRESENTS EXISTING CONDITIONS BASED ON ORIGINAL DRAWINGS AND OBSERVED SITE CONDITIONS. NOT ALL CONDUIT, WIRE, FIXTURES AND DEVICES ARE SHOWN. FIELD VERIFY THE EXACT REQUIREMENTS IN ALL REMOVAL AREAS. DISCONNECT AND REMOVE ALL ELECTRICAL WORK THAT IS SHOWN DASHED ON REMOVAL PLANS AND ALL ELECTRIC WORK IN RENOVATION AREAS THAT IS NOT BEING REUSED. REMOVE ALL BRANCH CIRCUITING, LOW VOLTAGE CABLING, SUPPORTING DEVICES, RACEWAY, AND ASSOCIATED TERMINATION HARDWARE.
- B. "ERL" ADJACENT TO A DEVICE, FIXTURE OR PIECE OF EQUIPMENT INDICATES AN EXISTING ITEM TO BE RELOCATED. DISCONNECT AND REMOVE THE ITEM. REMOVE ALL UNNECESSARY RACEWAY AND WIRING. REINSTALL AND RECONNECT THE ITEM AS REQUIRED.
- C. "EXR" ADJACENT TO A DEVICE FIXTURE OR PIECE OF EQUIPMENT INDICATES AN EXISTING ITEM TO REMAIN. MAINTAIN EXISTING CONNECTIONS TO EQUIPMENT UNLESS NOTED OTHERWISE.
- D. PROVIDE FIRE STOPPING CUTTING, PATCHING AND PAINTING AS REQUIRED TO REPAIR HOLES OR OTHER PHYSICAL DEFECTS CAUSED BY THE REMOVAL OR INSTALLATION OF EQUIPMENT AND DEVICES. THE CONTRACTOR SHALL PROVIDE A QUALIFIED TRADES PERSON TO RESTORE FINISHED WALLS TO ORIGINAL CONDITIONS AND PAINT TO MATCH EXISTING COLORS.
- E. PROVIDE STAINLESS STEEL BLANK COVER PLATES ON ALL UNUSED ELECTRICAL BOXES AFTER DEMOLITION AND INSTALLATION WORK IS COMPLETE.
- F. WHERE EXISTING DEVICES ARE BEING REMOVED AND THE REMOVAL BREAKS AN EXISTING BRANCH CIRCUIT TO DOWNSTREAM DEVICE THE CONTRACTOR SHALL PROVIDE ALL WIRING TO PERMANENTLY RECONNECT THE REMAINING DEVICE EQUIPMENT OR FIXTURE.
- G. THE CONSTRUCTION MANAGER OR GENERAL CONTRACTOR WILL SCHEDULE ALL REMOVAL WORK. PRIOR TO BEGINNING REMOVAL WORK PROVIDE AN EXISTING CONDITION REPORT WITH PICTURES AND SUBMIT TO THE CONSTRUCTION MANAGER. ANY DAMAGES OR EXISTING CONDITIONS THAT ARE NOT DOCUMENTED WILL BE CORRECTED BY THE CONTRACTOR PRIOR TO FINAL COMPLETION.
- H. LEGALLY DISPOSE OF ALL ELECTRICAL WIRING, DEVICES, BALLAST, LAMPS ETC. FOLLOW ALL LOCAL, STATE AND FEDERAL REGULATIONS REGARDING DISPOSAL OF HAZARDOUS WASTE.

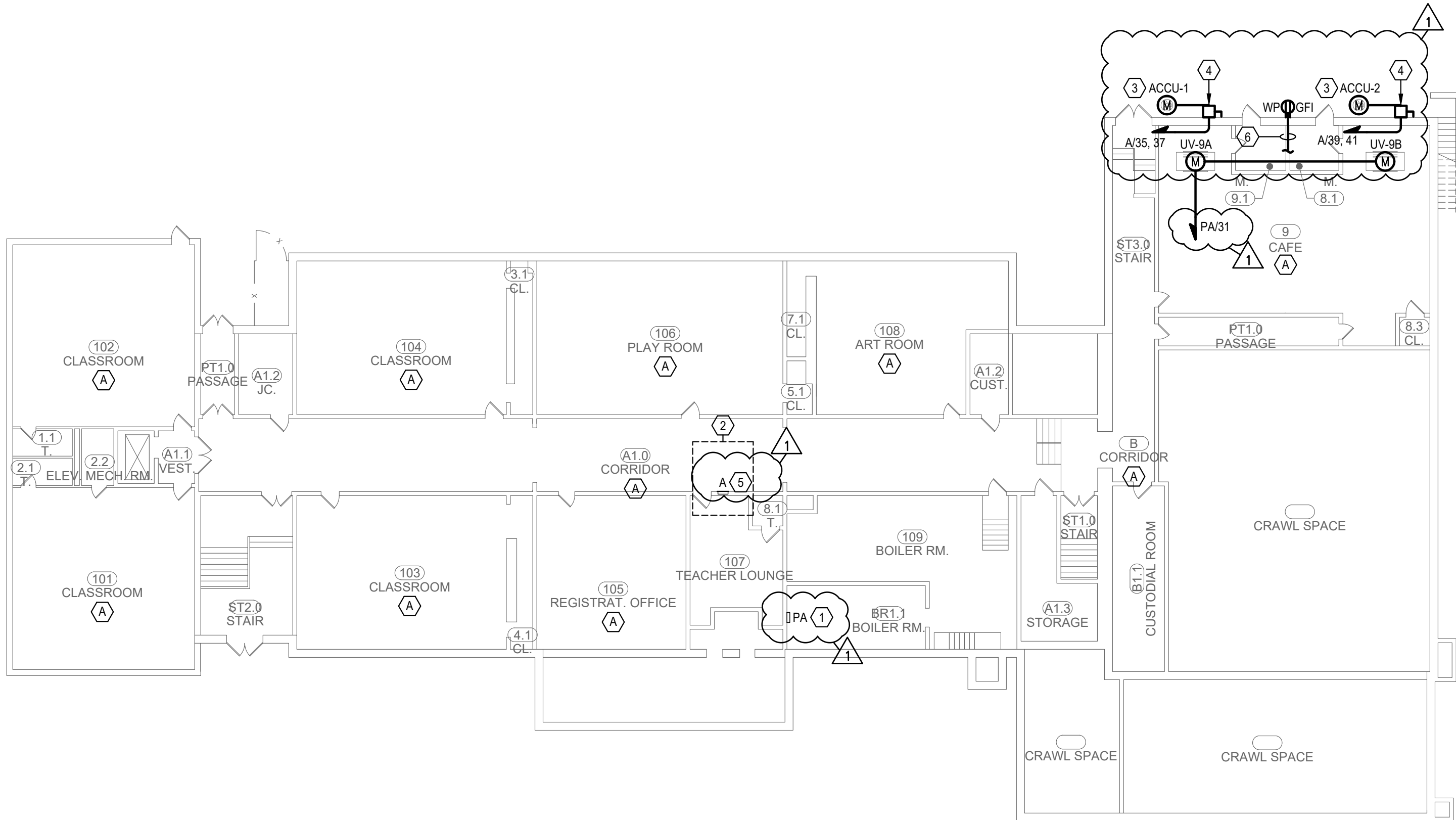
GENERAL NOTES - INSTALLATION

- A. COORDINATE DEVICE LOCATIONS WITH ARCHITECTURAL ELEVATIONS PRIOR TO ROUGH-IN. VERIFY DEVICE LOCATIONS ABOVE MILLWORK TO ENSURE CLEARANCE ABOVE THE COUNTER-TOP AND BACKSPLASH. DEVICES THAT INTERFERE WITH NEW CASEWORK, MILLWORK OR EQUIPMENT SHALL BE RELOCATED AT NO ADDITIONAL COST TO THE CONTRACT.
- B. WHERE DEVICES ARE SCHEDULED TO BE INSTALLED IN CASEWORK AND MILLWORK SUPPLIED BY THE GENERAL CONTRACTOR, OBTAIN A SHOP DRAWING FROM THE GENERAL CONTRACTOR PRIOR TO ROUGHING. WHERE REQUIRED, CUT OPENINGS IN MILLWORK OR COORDINATE OPENINGS WITH THE GENERAL CONTRACTOR.
- C. COORDINATE ALL CONDUIT RUNS WITH OTHER TRADES PRIOR TO ROUGH-IN. RELOCATE ANY CONDUITS AS NECESSARY TO PERMIT INSTALLATION OF DUCTWORK OR PIPING.
- D. INSTALL ALL CIRCUITING CONCEALED INSIDE WALL CAVITY WHERE EVER POSSIBLE. PROVIDE SURFACE MOUNTED BACKBOXES AND RACEWAY FOR WIRING DEVICES LOCATED ON EXISTING SOLID WALL CONSTRUCTION. PROVIDE SHALLOW TYPE BACKBOXES FOR SURFACE MOUNTED POWER AND SWITCHING APPLICATIONS. REFER TO ARCHITECTURAL PLANS FOR WALL TYPES.
- E. FIRESTOP ALL LOW VOLTAGE SLEEVES AND PENETRATIONS AFTER INSTALLATION OF CABLE.
- F. PROVIDE OPEN TOP CABLE HANGERS 4" ON CENTER SUPPORTED TO SUPPORT ALL LOW VOLTAGE CABLING ABOVE ACCESSIBLE CEILINGS. PROVIDE SEPARATE CABLE HANGERS FOR BACKBONE CABLING, HORIZONTAL CABLING, PUBLIC ADDRESS & SECURITY CABLING, AND FIRE ALARM CABLING. INSTALL ALL EXPOSED CABLES IN EMT CONDUIT OR SURFACE RACEWAY IN FINISHED AREAS.
- G. ALL LOW VOLTAGE CABLING SHALL BE PLENUM RATED.
- H. OBTAIN WIRING AND INSTALLATION DIAGRAMS FOR ALL ELECTRICAL CONNECTIONS TO EQUIPMENT PROVIDED BY THE GENERAL, MECHANICAL OR PLUMBING CONTRACTORS PRIOR TO ROUGHING. WORK THAT IS NOT PROPERLY COORDINATED WILL BE RELOCATED AT NO COST TO THE OWNER.
- I. PROVIDE HORIZONTAL AND VERTICAL RACEWAY AS REQUIRED TO TRANSITION FROM UNIT VENTILATORS TO ACCESSIBLE CEILINGS. CONTRACTOR IS TO ASSUME VERTICAL RISE IS IN THE FURTHEST CORNER AWAY FROM EQUIPMENT CONNECTION POINT AS INDICATED IN PLANS. REFER TO PLANS FOR CEILING TYPES.



ABBREVIATIONS

A	AMPERE
AC	ABOVE COUNTER
AF	ABOVE FINISHES
AFG	ABOVE FINISHED FLOOR
AFCI	ARC FAULT CIRCUIT INTERRUPTER
AIC	AMPERES INTERRUPTING CAPACITY
AL	ALUMINUM
ASYM	ASYMMETRICAL
ATS	AUTOMATIC TRANSFER SWITCH
AUX	AUXILIARY CONTACTS
AWG	AMERICAN WIRE GAUGE
BD	BUS DUCT
BR	BRANCH
C	CONDUIT
CB	CIRCUIT BREAKER
CD	CANDELA
CH	CABINET HEATER
CKT	CIRCUIT
CT	CURRENT TRANSFORMER
CU	COPPER
CATV	CABLE TELEVISION
CCTV	CLOSED CIRCUIT TELEVISION
CLG	CEILING
CONT	CONTACTOR
CP	CONTROL PANEL
DC	DIRECT CURRENT
Δ	DELTA CONNECTED
DISC	DISCONNECT
DF	DRINKING FOUNTAIN
DPST	DOUBLE POLE, SINGLE THROW
DPDT	DOUBLE POLE, DOUBLE THROW
EBB	ELECTRIC BASEBOARD
EC	ELECTRICAL CONTRACTOR
EG	EQUIPMENT GROUND
EGC	EQUIPMENT GROUND CONDUCTOR
EM	EMERGENCY
EP	EXPLOSION PROOF
EPR	ETHYLENE PROPYLENE RUBBER
EQUIP	EQUIPMENT
EXR	EXISTING TO REMAIN
ERL	EXISTING TO BE RELOCATED
EXIST	EXISTING
EXP	EXPLOSION PROOF
ELECT	ELECTRIC
EMT	ELECTRIC METALLIC TUBING
FA	FIRE ALARM
FACP	FIRE ALARM CONTROL PANEL
FARAP	FIRE ALARM REMOTE ANNUNCIATOR PANEL
FBO	FURNISHED BY OWNER
FC	FOOTCANDLE
FCAN	FULL CAPACITY ABOVE NORMAL
FCBN	FULL CAPACITY BELOW NORMAL
FLA	FULL LOAD AMPERES
FLUOR	FLUORESCENT
FVNR	FULL VOLTAGE, NON-REVERSING
FVR	FULL VOLTAGE, REVERSING
G	GUARD
GC	GENERAL CONTRACTOR
GEN	GENERATOR
GF	GROUND FAULT
GFI	GROUND FAULT CIRCUIT INTERRUPTER
GND	GROUND
GRS	GALVANIZED RIGID STEEL
H	HOSPITAL GRADE
HOA	HAND-OFF-AUTOMATIC
HP	HORSEPOWER
HPS	HIGH PRESSURE SODIUM
HV	HIGH VOLTAGE
HZ	HERTZ
IC	INTERCOM
IG	ISOLATED GROUND
INCAD	INCANDESCENT
IMC	INTERMEDIATE METAL CONDUIT
JB	JUNCTION BOX
KAIC	THOUSAND AMPERE INTERRUPTING CAPACITY
KV	KILOVOLT
KVA	KILOVOLT-AMPERE
KW	KILOWATT
K	KILO (THOUSAND)
KCM	THOUSAND CIRCULAR MILS
KCML	THOUSAND CIRCULAR MILS
LTG	LIGHTING
LSIG	LONG TIME-SHORT TIME-INSTANTANEOUS-GROUND FAULT
LV	LOW VOLTAGE
M	MEGA (MILLION)
MATV	MASTER ANTENNA TELEVISION
MFS	MAIN FUSED SWITCH
MC	MECHANICAL CONTRACTOR
MCB	MAIN CIRCUIT BREAKER
MCC	MOTOR CONTROL CENTER
MH	METAL HALIDE
MLO	MAIN LUGS ONLY
MM	MULTIMODE FIBER
MV	MEDIUM VOLTAGE
MVA	MEGAVOLT-AMPERE
NEC	NATIONAL ELECTRICAL CODE
NC	NORMALLY CLOSED
NO	NORMALLY OPEN
NL	NIGHT LIGHT
N	NEUTRAL
NF	NONFUSED
NIC	NOT IN CONTRACT
NTS	NOT TO SCALE
OCPP	OVER CURRENT PROTECTION DEVICE
OH	OVERHEAD
OL	OVERLOAD
PB	PULLBOX
PC	PLUMBING CONTRACTOR
PF	POWER FACTOR
PHL	PANEL
PT	POTENTIAL TRANSFORMER
PVC	POLYVINYL CHLORIDE
Ø	PHASE
PH	POLE
P	PILOT LIGHT
PL	PLUGMOLD
PM	POWER PANEL
PP	POWER
PWR	POWER
RVNR	REDUCED VOLTAGE, NON-REVERSING
RM	ROOM
RMS	ROOT MEAN SQUARED
RTU	ROOF TOP UNIT
SM	SINGLE MODE FIBER
SS	SURGE SUPPRESSION
SST	SOLID-STATE TRIP DEVICE
ST	SHUNT-TRIP
SW	SWITCH
SWBD	SWITCHBOARD
SYM	SYMMETRICAL
T	TAMPER RESISTANT
TDR	TIME DELAY RELAY
TYP	TYPICAL
TCP	TEMPERATURE CONTROL PANEL
TSTAT	THERMOSTAT
TV	TELEVISION
UG	UNDERGROUND
UH	UNIT HEATER
USB	UNIVERSAL SERIAL BUS
V	VOLT
VR	VOLT-AMPERE
VP	VAPORPROOF
W	WATT
WG	WIRE GUARD
WM	WIREMOLD
WP	WEATHERPROOF
XFMR	TRANSFORMER
XLP	CROSS LINKED POLYETHYLENE
XP	EXPLOSION PROOF
Y	WYE CONNECTED




DRAWING NOTES:

- PROVIDE (1)-20A, 1-POLE BRANCH CIRCUIT BREAKER CUTLER HAMMER "PRL" SERIES.
- PANELBOARD LOCATED ON THE FIRST FLOOR.
- PROVIDE 208V, 1-PHASE BRANCH CIRCUIT CONNECTION TO CONDENSING UNIT.
- PROVIDE 300V, 30A, 3-POLE NEMA 3R DISCONNECT SWITCH.
- PROVIDE (2)-30A, 1-POLE (ACCU-1 AND ACCU-2) BRANCH CIRCUIT BREAKER(S) CUTLER HAMMER "PRL" SERIES.
- CONNECT TO NEAREST 120V UN-SWITCHED SOURCE.


CEILING SCHEDULE

DESIGNATION	DESCRIPTION
(A)	ACCESSIBLE CEILING
(B)	INACCESSIBLE CEILING
(C)	EXPOSED STRUCTURE



Architect:
Hamlin Design Group
915 Broadway, Suite 101A
Albany, New York 12207
Tel: 518.724.5159
Fax: 518.320.8633
Web: hamlindesigngroup.com

Hazardous Material Consultant:



MEP Engineer:



Client:



Peekskill City School District
1031 Elm St.
Peekskill, NY 10566

Peekskill Reconstruction

SED Project: 66-15-00-01-0-005-020
HDG Project: 201
Oakside Elementary
200 Decatur Ave.,
Peekskill, NY 10566

SED Project: 66-15-00-01-0-007-014
HDG Project: 202
Uriah Hill School
980 Pemart Ave.,
Peekskill, NY 10566

SED Project: 66-15-00-01-0-008-017
HDG Project: 203
Woodside Elementary
612 Depew St.,
Peekskill, NY 10566

SED Project: 66-15-00-01-0-014-005
HDG Project: 204
Middle School
212 Ringgold St.,
Peekskill, NY 10566

DRAWN BY:

SDK

ISSUE: 02/01/2021



ADDENDUM NO. 1

REV: 03/05/2021

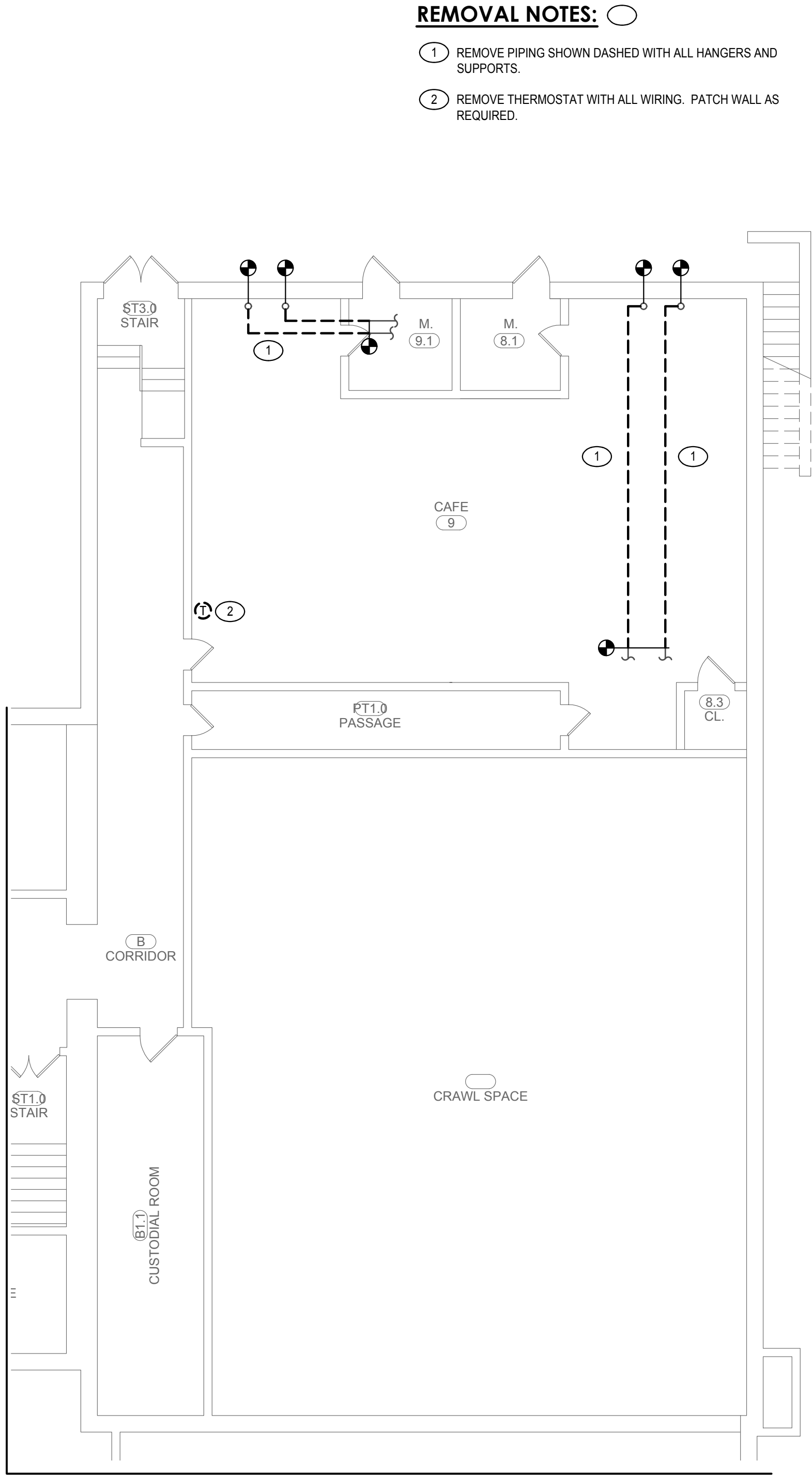
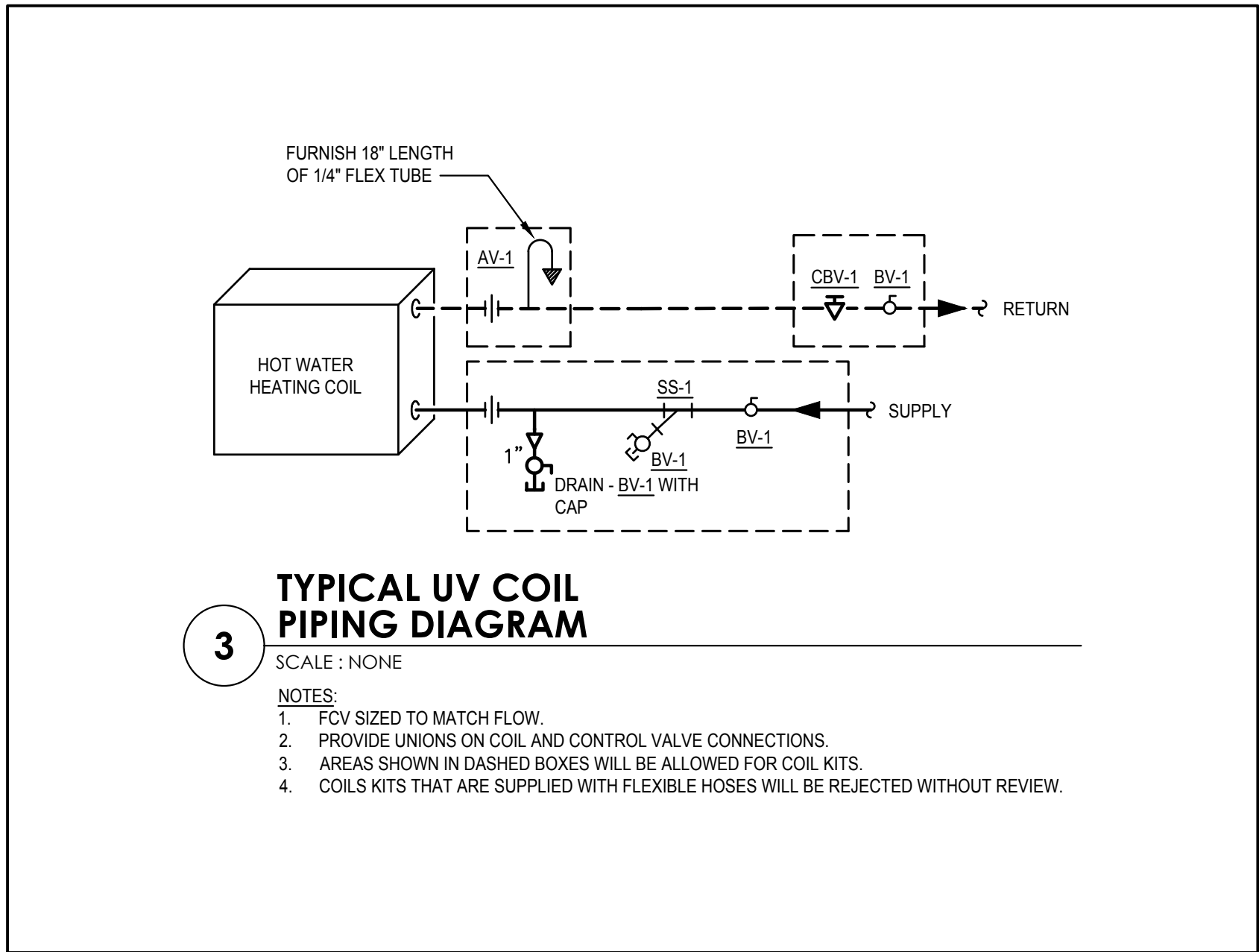


DESCRIPTION

Legend, General Notes and Basement Power Plan

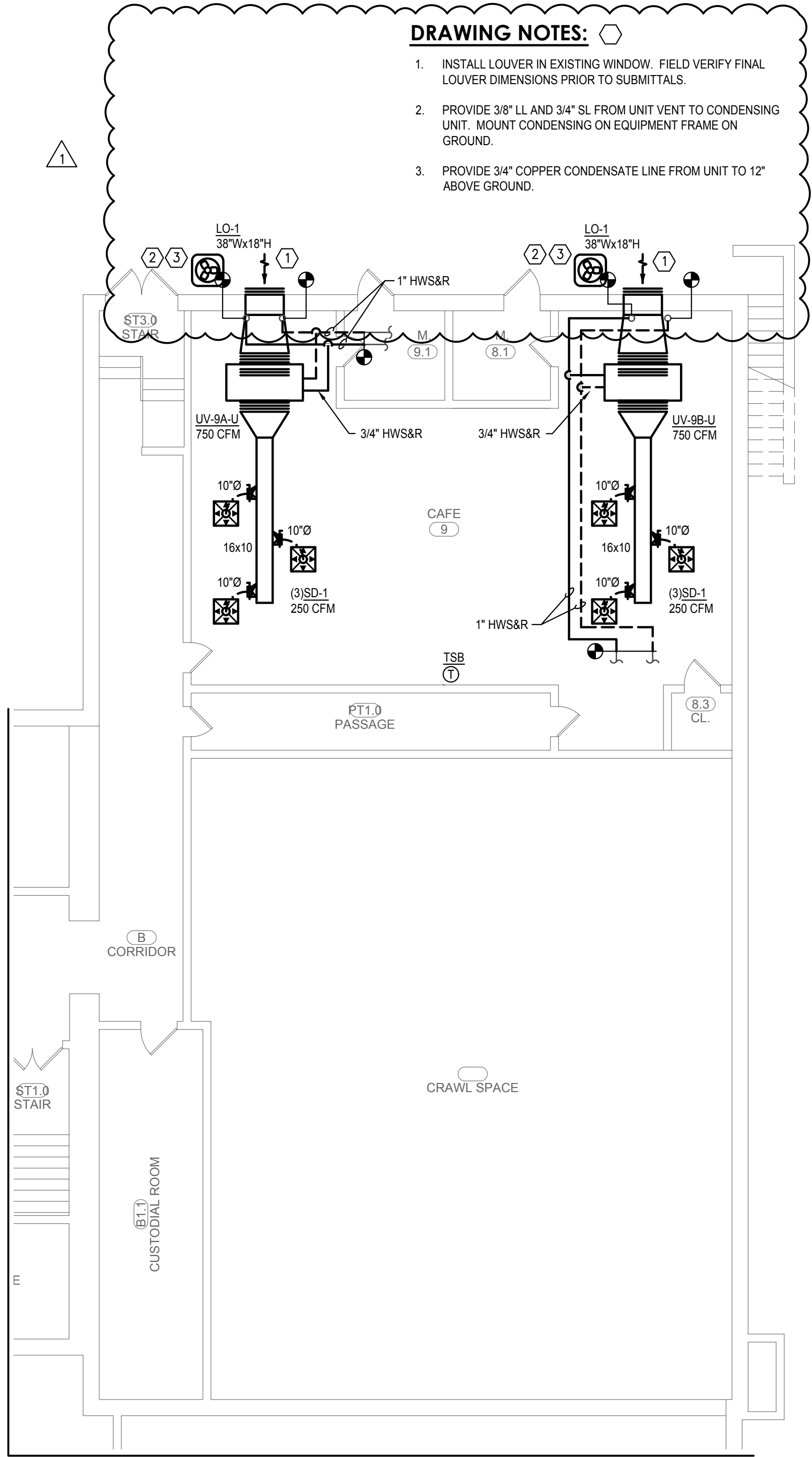
U-E.001.00

(ALTERNATE NO. 1)



1 Uriah Hill School - Basement Removal Plan

U-M.301.00 SCALE: 1/8" = 1'-0"



2 Uriah Hill School - Basement Duct Plan

U-M.301.00 SCALE: 1/8" = 1'-0"

UNIT VENTILATOR SCHEDULE																									
TAG	LOCATION	TYPE	AIRSIDE PERFORMANCE			HYDRONIC PERFORMANCE									ELECTRICAL DATA						MANUFACTURER & MODEL NO.	NOTES			
			FAN SPEED SETTING	SUPPLY (CFM)	MIN. O.A. (CFM)	CAPACITY (MBH)	E.A.T. (°F)	L.A.T. (°F)	E.W.T. (°F)	L.W.T. (°F)	FLOW RATE (GPM)	W.P.D. (FT.)	FLUID	ROWS	TOTAL MBH	SENSIBLE MBH	EAT (DB/WB)	LAT (DB/WB)	COIL TYPE	REFRIGERANT			HP	VOLT	PHASE
UV-9A-U	CAFE	HORIZONTAL	MED	750	500	58	22	95	180	101.9	1.5	3.5	WATER	4	33	22	80/67	56/55	DX	R-410A	1/4	115	1	DAIKIN - UAHF6H10	1,2,3
UV-9B-U	CAFE	HORIZONTAL	MED	750	500	58	22	95	180	101.9	1.5	3.5	WATER	4	33	22	80/67	56/55	DX	R-410A	1/4	115	1	DAIKIN - UAHF6H10	1,2,3

NOTE:

- PROVIDE MANUFACTURERS DISCONNECT.
- PROVIDE UNIT WITH MANUFACTURERS THREE SPEED SWITCH.
- PROVIDE FACE AND BYPASS.

DIFFUSER, REGISTERS, AND GRILLES											
TAG	MAX CFM	BLOW PATTERN	FACE SIZE	NECK SIZE	VELOCITY (FPM.)	THROW (FT.)	PD	SOUND LEVEL	MATERIAL	MANUFACTURER & MODEL NO.	NOTES
SD-1	330	4-WAY	24x24	10"Ø	600	5	.047	16	STEEL	NAILOR RNS	1,4,5

AIR COOLED CONDENSING UNITS															
TAG	SERVICE	COOLING CAPACITY (MBH)	COOLING (TONS)	RAWAL	SEER/EER	QTY. REFRIGERATION CIRCUITS	COND. FAN NO./HP EACH	REFRIGERANT	ELEC DATA			DIMENSION (W) L x W x H	WEIGHT LBS	MANUFACTURER & MODEL #	NOTES
									VOLT	PHASE	MCA				
ACCU-1	UV-9A-U	34	3	Y	14/12	1	1	R-410A	208	1	18.6	29X29X32	169	DAIKIN DX14SA0371	1,2,3,4,5
ACCU-2	UV-9B-U	34	3	Y	14/12	1	1	R-410A	208	1	18.6	29X29X32	169	DAIKIN DX14SA0371	1,2,3,4,5


NOTE:

- EC TO PROVIDE ELECTRICAL DISCONNECT.
- PROVIDE RAWAL DEVICE.
- UNIT TO COME WITH COMPRESSORS WIRED TO TERMINAL STRIP. ALL POWER CONNECTIONS BY EC.
- EC TO PROVIDE POWER FOR FIELD OUTLET.
- PROVIDE REFRIGERANT LINE SETS.



Architect:
Hamlin Design Group
915 Broadway, Suite 101A
Albany, New York 12207
Tel: 518.724.5159
Fax: 518.320.8633
Web: hamlindesigngroup.com

Hazardous Material Consultant:



MEP Engineer:



Client:



Peekskill City School District
1031 Elm St.
Peekskill, NY 10566

Peekskill Reconstruction

SED Project: 66-15-00-01-0-005-020
HDG Project: 201

Oakside Elementary

200 Decatur Ave.,
Peekskill, NY 10566

SED Project: 66-15-00-01-0-007-014
HDG Project: 202

Uriah Hill School

980 Pemart Ave.,
Peekskill, NY 10566

SED Project: 66-15-00-01-0-008-017
HDG Project: 203

Woodside Elementary

612 Depew St.,
Peekskill, NY 10566

SED Project: 66-15-00-01-0-014-005
HDG Project: 204

Middle School

212 Ringgold St.,
Peekskill, NY 10566

DRAWN BY:

MLB

ISSUE: 02/01/2021

ADDENDUM NO. 1

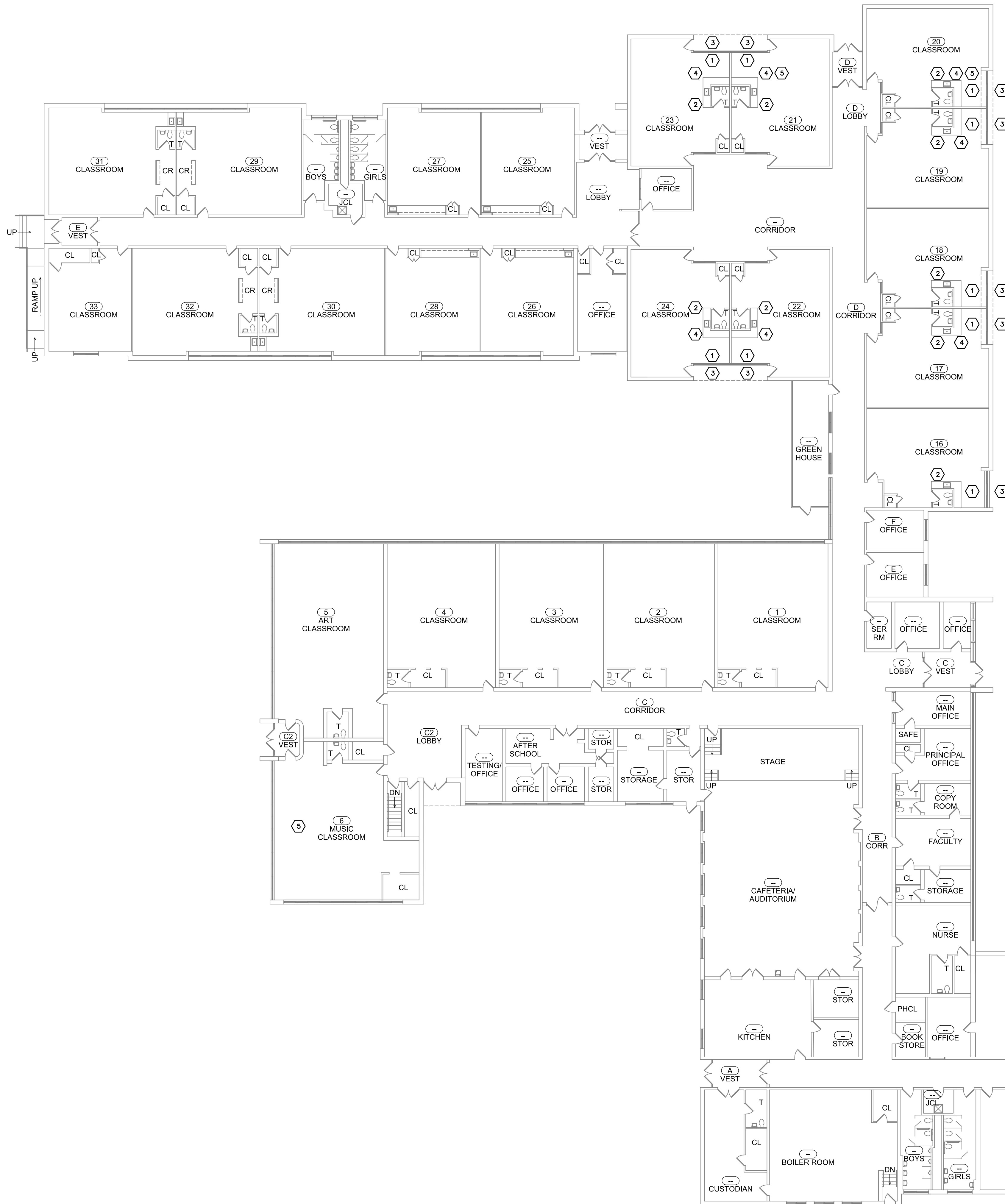
REV: 03/05/2021



DESCRIPTION
Basement Removal and HVAC Plan

U-M.301.00

(ALTERNATE NO. 1)



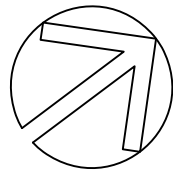
1 Woodside Elementary - Partial Existing First Floor Plan
WH.101.00 SCALE: 1/16" = 1'-0"

GENERAL REMOVAL NOTES

1. THE CONTRACTOR SHALL BE SOLELY RESPONSIBLE FOR ALL MEANS, METHODS, TECHNIQUES, SEQUENCES AND PROCEDURES, AND FOR COORDINATING THE COMPLETION OF ALL PORTIONS OF THE SCOPE OF WORK WITHIN THE SPECIFIED CONSTRUCTION SCHEDULE AND AS DEFINED IN THE CONTRACT DOCUMENTS.
2. ALL ASBESTOS ABATEMENT SHALL BE PERFORMED IN ACCORDANCE WITH ALL FEDERAL, STATE, LOCAL REGULATIONS, AND THE TERMS OF THE CONTRACT. ALL ABATEMENT ACTIVITY WITHIN THE BUILDING SHALL BE PERFORMED INSIDE A CONTAINED WORK AREA THAT MEETS THE REQUIREMENTS OF OSHA 1926.1101, THE ASBESTOS HAZARD EMERGENCY RESPONSE ACT AND NEW YORK STATE DEPARTMENT OF LABOR CODE RULE 56.
3. ALL ABATEMENT ACTIVITY ON THE EXTERIOR OF THE BUILDING SHALL BE PERFORMED WITHIN THE REQUIREMENTS OF OSHA 1926.1101, THE ASBESTOS HAZARD EMERGENCY RESPONSE ACT AND NEW YORK STATE DEPARTMENT OF LABOR CODE RULE 56. ALL EXTERIOR ABATEMENT ACTIVITY THAT DISTURBS FRIABLE ASBESTOS MATERIALS OR RESULTS IN NON-FRIABLE ASBESTOS MATERIALS BEING MADE FRIABLE SHALL BE PERFORMED UNDER NEGATIVE PRESSURE WITHIN AN ISOLATED WORK AREA.
4. THE HAZARDOUS MATERIALS DRAWINGS ASSOCIATED WITH THIS PROJECT WERE PRODUCED FROM AVAILABLE FLOOR PLANS. ACCORDINGLY, VARIATIONS WITHIN THE DEMARCATED WORK AREAS ARE EXPECTED AND SHALL HAVE NO IMPACT ON THE CONTRACT PRICE OR SCHEDULE.
5. THE HAZARDOUS MATERIALS DRAWINGS DO NOT SHOW EXISTING MECHANICAL, ELECTRICAL, PLUMBING, COMMUNICATION, SECURITY SYSTEMS OR CASEWORK PRESENT WITHIN OR IN THE PROXIMITY OF THE BUILDING. REFER TO THE ARCHITECTURAL, PLUMBING, MECHANICAL AND ELECTRICAL REMOVAL AND NEW WORK DRAWINGS FOR COORDINATION. ALL LOW VOLTAGE WIRING, INCLUDING BUT NOT LIMITED TO, SPEAKER WIRING, ALARM SYSTEM WIRING, TELEPHONE, DATA AND/OR TELEVISION CABLES SHALL BE PROTECTED IN PLACE DURING ASBESTOS ABATEMENT ACTIVITIES. MATERIALS SPECIFIED FOR REMOVAL ARE QUANTIFIED IN THE MATERIALS SCHEDULE IN DOCUMENT 028213.
6. PLACEMENT OF PERSONAL AND WASTE DECONTAMINATION UNITS WILL BE COORDINATED WITH AND APPROVED BY THE OWNER'S REPRESENTATIVE.
7. ASBESTOS CONTAINING MATERIALS (ACM) HAVE BEEN IDENTIFIED IN THE AREAS INDICATED ON DRAWINGS W-H.101.00 AND W-H.102.00 AND INCLUDE JOINT COMPOUND, EXTERIOR WINDOW/LOUVER CAULK, PIPE INSULATION AND MUDDIED FITTING INSULATION AND FLOOR TILE MASTICS. ASBESTOS ABATEMENT WORK SHALL BE PERFORMED AS SPECIFIED IN SECTION 028213.
8. THE CONTRACTOR IS RESPONSIBLE FOR THE REMOVAL OF EXISTING NON-ASBESTOS MATERIALS INCLUDING, BUT NOT LIMITED TO, PIPE INSULATION, CEILING TILES AND WALL PLASTER AND/OR OTHER WALL CONSTRUCTION AS REQUIRED TO ACCESS PIPE INSULATION AND/OR MUDDIED FITTING INSULATION PRESENT WITHIN THE SCHEDULED REGULATED WORK AREAS. THE CONTRACTOR SHALL VERIFY FIELD CONDITIONS, MEASUREMENTS AND QUANTITIES. REPORT ANY DISCREPANCIES TO THE CONSTRUCTION MANAGER IN WRITING.
9. THE CONTRACTOR IS RESPONSIBLE FOR CONFIRMING THE LOCATIONS, TIMING AND EXTENTS OF REMOVALS AND INSTALLATIONS WITH THE APPROPRIATE CONTRACTOR.
10. THE ASBESTOS ABATEMENT CONTRACTOR IS RESPONSIBLE FOR THE REMOVAL AND LEGAL DISPOSAL OF ASBESTOS-CONTAINING AND ASBESTOS-CONTAMINATED MATERIALS AS INDICATED IN THE PROJECT SPECIFICATIONS AND DRAWINGS.
11. THE ASBESTOS ABATEMENT CONTRACTOR IS RESPONSIBLE FOR THE REMOVAL OF ALL WALL MOUNTED ITEMS FROM DRYWALL WITH ASBESTOS CONTAINING JOINT COMPOUND INCLUDING BUT NOT LIMITED TO CLASSROOM UNIT VENTILATORS, MOLDINGS, TRIM, THERMOSTATS, WIRING, AND BACKER PLATES. ALL PATCHING OF DRYWALL SHALL BE PERFORMED BY THE ASBESTOS ABATEMENT CONTRACTOR. INSTALL NEW UNIT VENTILATOR WALL ANCHORS, BACKER PLATES FOR TEMPERATURE SENSORS OR OTHER COMPONENTS IDENTIFIED FOR INSTALLATION ON OR IN DRYWALL AS SHOWN ON THE ARCHITECTURAL AND MECHANICAL DRAWINGS.
12. THE ASBESTOS ABATEMENT CONTRACTOR IS TO NOTIFY THE ARCHITECT IN WRITING OF ANY DISCREPANCIES BETWEEN THE CONTRACT DOCUMENTS AND FIELD CONDITIONS PRIOR TO THE START OF WORK.
13. THE ASBESTOS ABATEMENT CONTRACTOR IS RESPONSIBLE FOR REVIEWING AND UNDERSTANDING THE ASSUMPTIONS AND LIMITATIONS INCLUDED IN THE ENVIRONMENTAL SERVICES REPORT INCLUDED IN THE SPECIFICATION.

KEYED REMOVAL NOTES

- 1 EXISTING UNIT VENTILATOR TO BE REMOVED AND REPLACED. THE EXISTING DRYWALL JOINT COMPOUND CONTAINS ASBESTOS. THE ABATEMENT CONTRACTOR SHALL REMOVE ALL ATTACHMENTS TO THE DRYWALL INCLUDING BUT NOT LIMITED TO UNIT VENTILATOR ANCHORS, MOLDINGS AND TRIM PIECES AND PATCH THE WALL. ABATEMENT CONTRACTOR SHALL INSTALL ALL NEW ATTACHMENTS TO DRYWALL. COORDINATE WITH THE MECHANICAL CONTRACTOR.
- 2 EXISTING THERMOSTAT AND WIRING TO BE REMOVED AND REPLACED. THE EXISTING DRYWALL JOINT COMPOUND CONTAINS ASBESTOS. THE ABATEMENT CONTRACTOR SHALL REMOVE THE THERMOSTAT AND BACKER PLATE AND PATCH THE WALL. ABATEMENT CONTRACTOR SHALL INSTALL NEW BACKER PLATE AND PROVIDE ANY NECESSARY PENETRATIONS IN THE DRYWALL. COORDINATE WITH THE MECHANICAL CONTRACTOR.
- 3 THE EXISTING WINDOW/LOUVER CAULK CONTAINS ASBESTOS. WHERE THE LOUVERS ARE SHOWN TO BE REMOVED AND REPLACED ON THE MECHANICAL DRAWINGS, THE ABATEMENT CONTRACTOR SHALL REMOVE ALL CAULK AND CLEAN AND DISPOSE OF THE LOUVERS IN ACCORDANCE WITH SPECIFICATION SECTIONS 028213 AND 028433.
- 4 ASBESTOS CONTAINING PIPE AND FITTING INSULATION IS PRESENT ABOVE THE CEILING. IT IS NOT ANTICIPATED THAT REMOVAL OF THE INSULATION IS NECESSARY FOR THE REPLACEMENT OF THE UNIT VENTILATORS. CONTRACTORS MUST BE AWARE OF ITS PRESENCE AND USE CAUTION WHEN REMOVING CEILING TILES AND WORKING ABOVE THE CEILING.
- 5 ASBESTOS CONTAINING FLOOR TILE MASTIC IS PRESENT IN THIS ROOM. ABATEMENT CONTRACTOR SHALL REMOVE 12X12 FLOOR TILE AND MASTIC AROUND AND UNDER THE UNIT VENTILATOR TO ALLOW FOR THE REPLACEMENT OF THE UNIT VENTILATOR. COORDINATE ALL WORK WITH THE APPROPRIATE CONTRACTORS.




Architect:
Hamlin Design Group
915 Broadway, Suite 101A
Albany, New York 12207
Tel: 518.724.5159
Fax: 518.320.8633
Web: hamlindesigngroup.com

Hazardous Material Consultant:



MEP Engineer:



Client:



Peekskill City School District
1031 Elm St.
Peekskill, NY 10566

Peekskill Reconstruction

SED Project: 66-15-00-01-0-005-020
HDG Project: 201

Oaksdale Elementary
1072 Elm St.,
Peekskill, NY 10566

SED Project: 66-15-00-01-0-007-014
HDG Project: 202

Uriah Hill School
980 Pemart Ave.,
Peekskill, NY 10566

SED Project: 66-15-00-01-0-008-017
HDG Project: 203

Woodside Elementary
612 Depew St.,
Peekskill, NY 10566

SED Project: 66-15-00-01-0-014-005
HDG Project: 204

Middle School
212 Ringgold St.,
Peekskill, NY 10566

DRAWN BY:

KJ

ISSUE: 02/01/2021

ADDENDUM NO. 1
REV: 03/05/2021

DESCRIPTION

Existing First Floor Hazardous Materials Plan

W-H.101.00

WOODSIDE KEY
PLAN

GENERAL REMOVAL NOTES

1. THE CONTRACTOR SHALL BE SOLELY RESPONSIBLE FOR ALL MEANS, METHODS, TECHNIQUES, SEQUENCES AND PROCEDURES, AND FOR COORDINATING THE COMPLETION OF ALL PORTIONS OF THE SCOPE OF WORK WITHIN THE SPECIFIED CONSTRUCTION SCHEDULE AND AS DEFINED IN THE CONTRACT DOCUMENTS.
2. ALL ASBESTOS ABATEMENT SHALL BE PERFORMED IN ACCORDANCE WITH ALL FEDERAL, STATE, LOCAL REGULATIONS, AND THE TERMS OF THE CONTRACT. ALL ABATEMENT ACTIVITY WITHIN THE BUILDING SHALL BE PERFORMED INSIDE A CONTAINED WORK AREA THAT MEETS THE REQUIREMENTS OF OSHA 1926.1101, THE ASBESTOS HAZARD EMERGENCY RESPONSE ACT AND NEW YORK STATE DEPARTMENT OF LABOR CODE RULE 56.
3. ALL ABATEMENT ACTIVITY ON THE EXTERIOR OF THE BUILDING SHALL BE PERFORMED WITHIN THE REQUIREMENTS OF OSHA 1926.1101, THE ASBESTOS HAZARD EMERGENCY RESPONSE ACT AND NEW YORK STATE DEPARTMENT OF LABOR CODE RULE 56. ALL EXTERIOR ABATEMENT ACTIVITY THAT DISTURBS FRIABLE ASBESTOS MATERIALS OR RESULTS IN NON-FRIABLE ASBESTOS MATERIALS BEING MADE FRIABLE SHALL BE PERFORMED UNDER NEGATIVE PRESSURE WITHIN AN ISOLATED WORK AREA.
4. THE HAZARDOUS MATERIALS DRAWINGS ASSOCIATED WITH THIS PROJECT WERE PRODUCED FROM AVAILABLE FLOOR PLANS. ACCORDINGLY, VARIATIONS WITHIN THE DEMARCATED WORK AREAS ARE EXPECTED AND SHALL HAVE NO IMPACT ON THE CONTRACT PRICE OR SCHEDULE.
5. THE HAZARDOUS MATERIALS DRAWINGS DO NOT SHOW EXISTING MECHANICAL, ELECTRICAL, PLUMBING, COMMUNICATION, SECURITY SYSTEMS OR CASEWORK PRESENT WITHIN OR IN THE PROXIMITY OF THE BUILDING. REFER TO THE ARCHITECTURAL, PLUMBING, MECHANICAL AND ELECTRICAL REMOVAL AND NEW WORK DRAWINGS FOR COORDINATION. ALL LOW VOLTAGE WIRING, INCLUDING BUT NOT LIMITED TO, SPEAKER WIRING, ALARM SYSTEM WIRING, TELEPHONE, DATA AND/OR TELEVISION CABLES SHALL BE PROTECTED IN PLACE DURING ASBESTOS ABATEMENT ACTIVITIES. MATERIALS SPECIFIED FOR REMOVAL ARE QUANTIFIED IN THE MATERIALS SCHEDULE IN DOCUMENT 028213.
6. PLACEMENT OF PERSONAL AND WASTE DECONTAMINATION UNITS WILL BE COORDINATED WITH AND APPROVED BY THE OWNER'S REPRESENTATIVE.
7. ASBESTOS CONTAINING MATERIALS (ACM) HAVE BEEN IDENTIFIED IN THE AREAS INDICATED ON DRAWINGS W-H.101.00 AND W-H.102.00 AND INCLUDE JOINT COMPOUND, EXTERIOR WINDOW/LOUVER CAULK, PIPE INSULATION AND MUDDED FITTING INSULATION AND FLOOR TILE MASTICS. ASBESTOS ABATEMENT WORK SHALL BE PERFORMED AS SPECIFIED IN SECTION 028213.
8. THE CONTRACTOR IS RESPONSIBLE FOR THE REMOVAL OF EXISTING NON-ASBESTOS MATERIALS INCLUDING, BUT NOT LIMITED TO, PIPE INSULATION, CEILING TILES AND WALL PLASTER AND/OR OTHER WALL CONSTRUCTION AS REQUIRED TO ACCESS PIPE INSULATION AND/OR MUDDED FITTING INSULATION PRESENT WITHIN THE SCHEDULED REGULATED WORK AREAS. THE CONTRACTOR SHALL VERIFY FIELD CONDITIONS, MEASUREMENTS AND QUANTITIES. REPORT ANY DISCREPANCIES TO THE CONSTRUCTION MANAGER IN WRITING.
9. THE CONTRACTOR IS RESPONSIBLE FOR CONFIRMING THE LOCATIONS, TIMING AND EXTENTS OF REMOVALS AND INSTALLATIONS WITH THE APPROPRIATE CONTRACTOR.
10. THE ASBESTOS ABATEMENT CONTRACTOR IS RESPONSIBLE FOR THE REMOVAL AND LEGAL DISPOSAL OF ASBESTOS-CONTAINING AND ASBESTOS-CONTAMINATED MATERIALS AS INDICATED IN THE PROJECT SPECIFICATIONS AND DRAWINGS.
11. THE ASBESTOS ABATEMENT CONTRACTOR IS RESPONSIBLE FOR THE REMOVAL OF ALL WALL MOUNTED ITEMS FROM DRYWALL WITH ASBESTOS CONTAINING JOINT COMPOUND INCLUDING BUT NOT LIMITED TO CLASSROOM UNIT VENTILATORS, MOLDINGS, TRIM, THERMOSTATS, WIRING, AND BACKER PLATES. ALL PATCHING OF DRYWALL SHALL BE PERFORMED BY THE ASBESTOS ABATEMENT CONTYRACTOR. INSTALL NEW UNIT VENTILATOR WALL ANCHORS, BACKER PLATES FOR TEMPERATURE SENSORS OR OTHER COMPONENTS IDENTIFIED FOR INSTALLATION ON OR IN DRYWALL AS SHOWN ON THE ARCHITECTURAL AND MECHANICAL DRAWINGS.
12. THE ASBESTOS ABATEMENT CONTRACTOR IS TO NOTIFY THE ARCHITECT IN WRITING OF ANY DISCREPANCIES BETWEEN THE CONTRACT DOCUMENTS AND FIELD CONDITIONS PRIOR TO THE START OF WORK.
13. THE ASBESTOS ABATEMENT CONTRACTOR IS RESPONSIBLE FOR REVIEWING AND UNDERSTANDING THE ASSUMPTIONS AND LIMITATIONS INCLUDED IN THE ENVIRONMENTAL SERVICES REPORT INCLUDED IN THE SPECIFICATION.

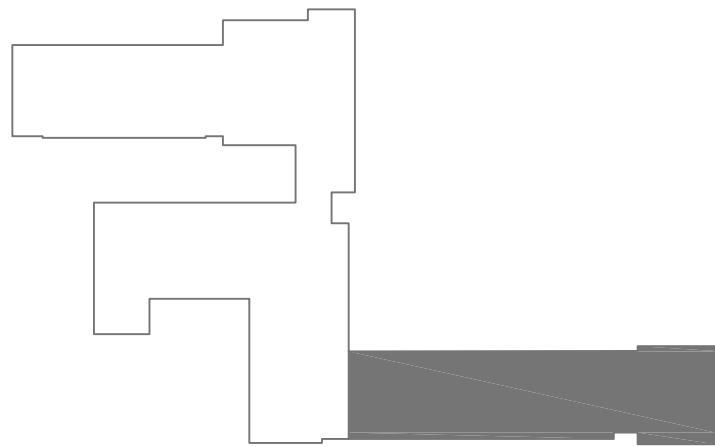
KEYED REMOVAL NOTES

1. EXISTING UNIT VENTILATOR TO BE REMOVED AND REPLACED. THE EXISTING DRYWALL JOINT COMPOUND CONTAINS ASBESTOS. THE ABATEMENT CONTRACTOR SHALL REMOVE ALL ATTACHMENTS TO THE DRYWALL INCLUDING BUT NOT LIMITED TO UNIT VENTILATOR ANCHORS, MOLDINGS AND TRIM PIECES AND PATCH THE WALL. ABATEMENT CONTRACTOR SHALL INSTALL ALL NEW ATTACHMENTS TO DRYWALL. COORDINATE WITH THE MECHANICAL CONTRACTOR.
2. EXISTING THERMOSTAT AND WIRING TO BE REMOVED AND REPLACED. THE EXISTING DRYWALL JOINT COMPOUND CONTAINS ASBESTOS. THE ABATEMENT CONTRACTOR SHALL REMOVE THE THERMOSTAT AND BACKER PLATE AND PATCH THE WALL. ABATEMENT CONTRACTOR SHALL INSTALL NEW BACKER PLATE AND PROVIDE ANY NECESSARY PENETRATIONS IN THE DRYWALL. COORDINATE WITH THE MECHANICAL CONTRACTOR.
3. THE EXISTING WINDOW/LOUVER CAULK CONTAINS ASBESTOS. WHERE THE LOUVERS ARE SHOWN TO BE REMOVED AND REPLACED ON THE MECHANICAL DRAWINGS, THE ABATEMENT CONTRACTOR SHALL REMOVE ALL CAULK AND CLEAN AND DISPOSE OF THE LOUVERS IN ACCORDANCE WITH SPECIFICATION SECTIONS 028213 AND 028433.
4. ASBESTOS CONTAINING PIPE AND FITTING INSULATION IS PRESENT ABOVE THE CEILING. IT IS NOT ANTICIPATED THAT REMOVAL OF THE INSULATION IS NECESSARY FOR THE REPLACEMENT OF THE UNIT VENTILATORS. CONTRACTORS MUST BE AWARE OF ITS PRESENCE AND USE CAUTION WHEN REMOVING CEILING TILES AND WORKING ABOVE THE CEILING.
5. ASBESTOS CONTAINING FLOOR TILE MASTIC IS PRESENT IN THIS ROOM. ABATEMENT CONTRACTOR SHALL REMOVE 12X12 FLOOR TILE AND MASTIC AROUND AND UNDER THE UNIT VENTILATOR TO ALLOW FOR THE REPLACEMENT OF THE UNIT VENTILATOR. COORDINATE ALL WORK WITH THE APPROPRIATE CONTRACTORS.
6. THE BUILT-UP ROOFING IS ASSUMED TO CONTAIN ASBESTOS. THE ABATEMENT CONTRACTOR SHALL REMOVE THE BUILT-UP ROOFING SYSTEM AS REQUIRED FOR THE INSTALLATION OF NEW EXHAUST FAN SHOWN ON DRAWING W-M.405.00. ALL MATERIALS SHALL BE REMOVED DOWN TO ROOF DECK. ALL NEW PENETRATIONS THROUGH THE EXISTING ROOF DECK SHALL BE MADE BY THE ABATEMENT CONTRACTOR. ALL FASTENERS INTO THE EXISTING ROOF DECK FOR WORK BY OTHER TRADES SHALL BE MADE BY THE ABATEMENT CONTRACTOR. STABILIZE EXISTING ROOFING FOR PATCHING BY ROOFING SUBCONTRACTOR. COORDINATE ALL WORK WITH THE APPROPRIATE CONTRACTORS.

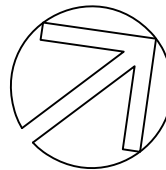


Woodside Elementary - Partial Existing First Floor Plan

SCALE: 1/16" = 1'-0"



WOODSIDE KEY PLAN

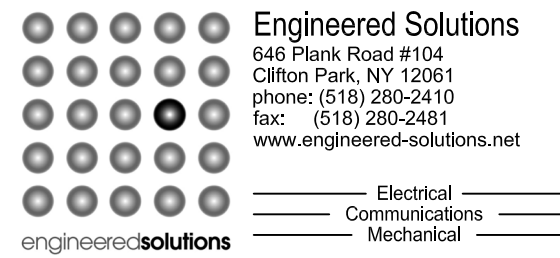


Architect:
Hamlin Design Group
915 Broadway, Suite 101A
Albany, New York 12207
Tel: 518.724.5159
Fax: 518.320.8633
Web: hamlindesigngroup.com

Hazardous Material Consultant:



MEP Engineer:



Client:



Peekskill City School District
1031 Elm St.
Peekskill, NY 10566

Peekskill Reconstruction

SED Project: 66-15-00-01-0-005-020
HDG Project: 201

Oakside Elementary

1072 Elm St.,
Peekskill, NY 10566

SED Project: 66-15-00-01-0-007-014
HDG Project: 202

Uriah Hill School

980 Pemart Ave.,
Peekskill, NY 10566

SED Project: 66-15-00-01-0-008-017
HDG Project: 203

Woodside Elementary

612 Depew St.,
Peekskill, NY 10566

SED Project: 66-15-00-01-0-014-005
HDG Project: 204

Middle School

212 Ringgold St.,
Peekskill, NY 10566

DRAWN BY:

KJ

ISSUE: 02/01/2021

ADDENDUM NO. 1
REV: 03/05/2021

DESCRIPTION

Existing First Floor Hazardous Materials Plan

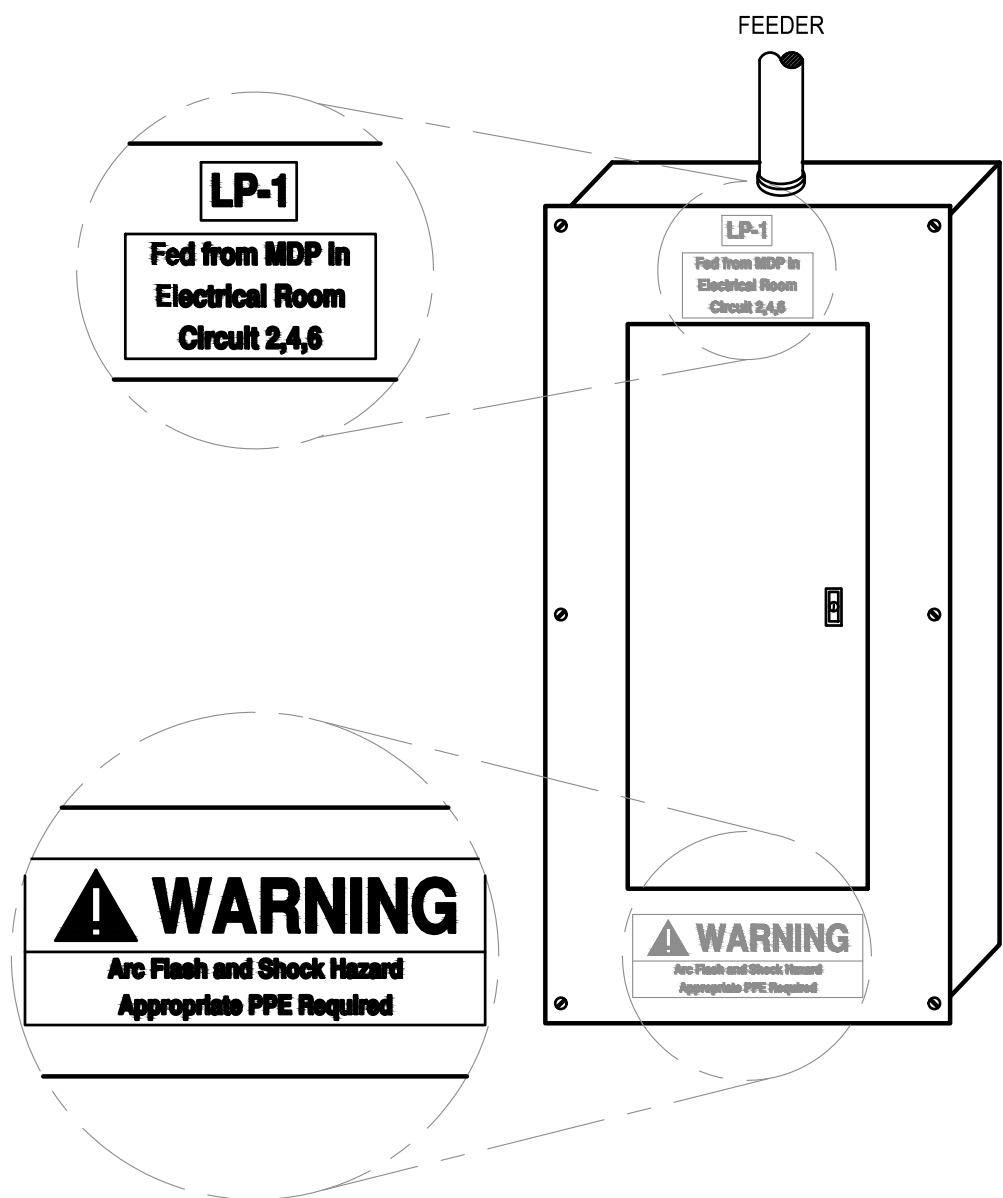
W-H.102.00

GENERAL NOTES - POWER DISTRIBUTION

- A. PROVIDE (2)-#10, (1)-#10 EG WIRING FOR 120V, 20A BRANCH CIRCUITS EXCEEDING 100 FEET.
- B. THE DRAWINGS SHOW GENERAL LOCATION OF DEVICES AND CONTROL EQUIPMENT. THE CONTRACTOR SHALL INSTALL ALL DEVICES AND CONTROLS TO MEET ALL NEC REQUIREMENTS. COORDINATE THE EXACT LOCATION IN THE FIELD.
- C. THE ELECTRICAL CONTRACTOR SHALL COORDINATE ALL ELECTRICAL CONNECTIONS TO ELECTRICAL EQUIPMENT PROVIDED BY OTHERS PRIOR TO ROUGH-IN.
- D. PROVIDE DEDICATED NEUTRALS FOR ALL 120V, 20A, SINGLE PHASE BRANCH CIRCUITS.
- E. DO NOT INSTALL NORMAL AND EMERGENCY POWER IN THE SAME RACEWAY, JUNCTION BOX, OR OUTLET BOX. PROVIDE SEPARATE OR SEGREGATED RACEWAY SYSTEMS.
- F. WHERE BREAKERS ARE INSTALLED IN EXISTING PANELBOARDS, THE BREAKERS SHALL BE LISTED/LABELED FOR USE IN THE EXISTING PANEL AND THE KAIC RATING SHALL MATCH THE KAIC RATING OF THE EXISTING PANEL.

NOTES

- A. PANELBOARDS SUPPLIED BY A FEEDER SHALL BE MARKED TO INDICATE WHERE THE POWER SUPPLY ORIGINATES PER NEC SECTION 408.4(B).
- B. PROVIDE FLASH PROTECTION LABEL PER NEC SECTION 110.16.
- C. REFER TO ELECTRICAL IDENTIFICATION SECTION 260195 FOR ADDITIONAL INFORMATION.
- D. PROVIDE IDENTIFICATION FOR ALL PANELBOARD INSTALLATIONS.



1
Q-E.001.00

Panelboard Identification Detail

SCALE: NTS

GENERAL NOTES - REMOVALS

- A. THIS INFORMATION REPRESENTS EXISTING CONDITIONS BASED ON ORIGINAL DRAWINGS AND OBSERVED SITE CONDITIONS. NOT ALL CONDUIT, WIRE, FIXTURES AND DEVICES ARE SHOWN. FIELD VERIFY THE EXACT REQUIREMENTS IN ALL REMOVAL AREAS. DISCONNECT AND REMOVE ALL ELECTRICAL WORK THAT IS SHOWN DASHED ON REMOVAL PLANS AND ALL ELECTRIC WORK IN RENOVATION AREAS THAT IS NOT BEING REUSED. REMOVE ALL BRANCH CIRCUITING, LOW VOLTAGE CABLING, SUPPORTING DEVICES, RACEWAY, AND ASSOCIATED TERMINATION HARDWARE.
- B. "ERL" ADJACENT TO A DEVICE, FIXTURE OR PIECE OF EQUIPMENT INDICATES AN EXISTING ITEM TO BE RELOCATED. DISCONNECT AND REMOVE THE ITEM. REMOVE ALL UNNECESSARY RACEWAY AND WIRING. REINSTALL AND RECONNECT THE ITEM AS REQUIRED.
- C. "EXR" ADJACENT TO A DEVICE FIXTURE OR PIECE OF EQUIPMENT INDICATES AN EXISTING ITEM TO REMAIN. MAINTAIN EXISTING CONNECTIONS TO EQUIPMENT UNLESS NOTED OTHERWISE.
- D. PROVIDE FIRE STOPPING CUTTING, PATCHING AND PAINTING AS REQUIRED TO REPAIR HOLES OR OTHER PHYSICAL DEFECTS CAUSED BY THE REMOVAL OR INSTALLATION OF EQUIPMENT AND DEVICES. THE CONTRACTOR SHALL PROVIDE A QUALIFIED TRADES PERSON TO RESTORE FINISHED WALLS TO ORIGINAL CONDITIONS AND PAINT TO MATCH EXISTING COLORS.
- E. PROVIDE STAINLESS STEEL BLANK COVER PLATES ON ALL UNUSED ELECTRICAL BOXES AFTER DEMOLITION AND INSTALLATION WORK IS COMPLETE.
- F. WHERE EXISTING DEVICES ARE BEING REMOVED AND THE REMOVAL BREAKS AN EXISTING BRANCH CIRCUIT TO DOWNSTREAM DEVICE THE CONTRACTOR SHALL PROVIDE ALL WIRING TO PERMANENTLY RECONNECT THE REMAINING DEVICE EQUIPMENT OR FIXTURE.
- G. THE CONSTRUCTION MANAGER OR GENERAL CONTRACTOR WILL SCHEDULE ALL REMOVAL WORK. PRIOR TO BEGINNING REMOVAL WORK PROVIDE AN EXISTING CONDITION REPORT WITH PICTURES AND SUBMIT TO THE CONSTRUCTION MANAGER. ANY DAMAGES OR EXISTING CONDITIONS THAT ARE NOT DOCUMENTED WILL BE CORRECTED BY THE CONTRACTOR PRIOR TO FINAL COMPLETION.
- H. LEGALLY DISPOSE OF ALL ELECTRICAL WIRING, DEVICES, BALLAST, LAMPS ETC. FOLLOW ALL LOCAL, STATE AND FEDERAL REGULATIONS REGARDING DISPOSAL OF HAZARDOUS WASTE.

GENERAL NOTES - INSTALLATION

- A. COORDINATE DEVICE LOCATIONS WITH ARCHITECTURAL ELEVATIONS PRIOR TO ROUGH-IN. VERIFY DEVICE LOCATIONS ABOVE MILLWORK TO ENSURE CLEARANCE ABOVE THE COUNTER-TOP AND BACKSPLASH. DEVICES THAT INTERFERE WITH NEW CASEWORK, MILLWORK OR EQUIPMENT SHALL BE RELOCATED AT NO ADDITIONAL COST TO THE CONTRACT.
- B. WHERE DEVICES ARE SCHEDULED TO BE INSTALLED IN CASEWORK AND MILLWORK SUPPLIED BY THE GENERAL CONTRACTOR, OBTAIN A SHOP DRAWING FROM THE GENERAL CONTRACTOR PRIOR TO ROUGHING. WHERE REQUIRED, CUT OPENINGS IN MILLWORK OR COORDINATE OPENINGS WITH THE GENERAL CONTRACTOR.
- C. COORDINATE ALL CONDUIT RUNS WITH OTHER TRADES PRIOR TO ROUGH-IN. RELOCATE ANY CONDUITS AS NECESSARY TO PERMIT INSTALLATION OF DUCTWORK OR PIPING.
- D. INSTALL ALL CIRCUITING CONCEALED INSIDE WALL CAVITY WHERE EVER POSSIBLE. PROVIDE SURFACE MOUNTED BACKBOXES AND RACEWAY FOR WIRING DEVICES LOCATED ON EXISTING SOLID WALL CONSTRUCTION. PROVIDE SHALLOW TYPE BACKBOXES FOR SURFACE MOUNTED POWER AND SWITCHING APPLICATIONS. REFER TO ARCHITECTURAL PLANS FOR WALL TYPES.
- E. FIRESTOP ALL LOW VOLTAGE SLEEVES AND PENETRATIONS AFTER INSTALLATION OF CABLE.
- F. PROVIDE OPEN TOP CABLE HANGERS 4" ON CENTER SUPPORTED TO SUPPORT ALL LOW VOLTAGE CABLING ABOVE ACCESSIBLE CEILINGS. PROVIDE SEPARATE CABLE HANGERS FOR BACKBONE CABLING, HORIZONTAL CABLING, PUBLIC ADDRESS & SECURITY CABLING, AND FIRE ALARM CABLING. INSTALL ALL EXPOSED CABLES IN EMT CONDUIT OR SURFACE RACEWAY IN FINISHED AREAS.
- G. ALL LOW VOLTAGE CABLING SHALL BE PLENUM RATED.
- H. OBTAIN WIRING AND INSTALLATION DIAGRAMS FOR ALL ELECTRICAL CONNECTIONS TO EQUIPMENT PROVIDED BY THE GENERAL, MECHANICAL OR PLUMBING CONTRACTORS PRIOR TO ROUGHING. WORK THAT IS NOT PROPERLY COORDINATED WILL BE RELOCATED AT NO COST TO THE OWNER.
- I. PROVIDE HORIZONTAL AND VERTICAL RACEWAY AS REQUIRED TO TRANSITION FROM UNIT VENTILATORS TO ACCESSIBLE CEILINGS. CONTRACTOR IS TO ASSUME VERTICAL RISE IS IN THE FURTHEST CORNER AWAY FROM EQUIPMENT CONNECTION POINT AS INDICATED IN PLANS. REFER TO PLANS FOR CEILING TYPES.

POWER

- MOTOR CONNECTION
NUMBER INDICATES ITEM
REFER TO ELECTRIC EQUIPMENT AND CONTROL SCHEDULE
- NON-FUSED DISCONNECT
NUMBER INDICATES ITEM
REFER TO ELECTRIC EQUIPMENT AND CONTROL SCHEDULE
- FUSED DISCONNECT
- ENCLOSED CIRCUIT BREAKER
- EXISTING SURFACE MOUNTED
208Y/120V BRANCH CIRCUIT PANELBOARD
- SURFACE MOUNTED
208Y/120V BRANCH CIRCUIT PANELBOARD
- INDICATES HOMERUN TO PANEL
PANEL NAME AND CKT NUMBERS INDICATED
PROVIDE (2) #12 AWG, (1) #12 AWG EGC
IN 3/4" UNLESS OTHERWISE NOTED

GENERAL

- REMOVAL NOTE
- INSTALLATION NOTE
- OFFSET FOR CLARITY

MOUNTING HEIGHTS

- UNLESS OTHERWISE NOTED, MOUNT DEVICES AND EQUIPMENT AT HEIGHTS MEASURED FROM FINISHED FLOOR TO DEVICE/ EQUIPMENT CENTERLINE AS LISTED BELOW.
- COORDINATE DEVICE LOCATIONS WITH ARCHITECTURAL ELEVATIONS PRIOR TO ROUGH-IN. WHERE STRUCTURAL OR OTHER INTERFERENCE'S PREVENT COMPLIANCE WITH MOUNTING HEIGHTS LISTED BELOW, CONSULT OWNER'S REPRESENTATIVE FOR APPROVAL TO CHANGE LOCATION BEFORE INSTALLATION.
- | | |
|--|-----|
| TOGGLE SWITCHES | 48" |
| RECEPTACLE OUTLETS | 18" |
| RECEPTACLE OUTLETS ABOVE HOT WATER OR STEAM BASEBOARD HEATERS | 30" |
| RECEPTACLE OUTLETS, HAZARDOUS LOCATIONS | 48" |
| RECEPTACLE OUTLETS, WEATHER PROOF, ABOVE GRADE | 24" |
| CLOCKS, CLOCK | 90" |
| BRANCH CIRCUIT PANELBOARDS, TO THE TOP OF THE BACKBOX | 72" |
| DISCONNECT SWITCHES, MOTOR STARTERS, ENCLOSED CIRCUIT BREAKERS | 48" |

ABBREVIATIONS

- | | |
|-------|---|
| A | AMPERE |
| AC | ABOVE COUNTER |
| AF | ABOVE FINISHED FLOOR |
| AFG | ABOVE FINISHED GRADE |
| AFCI | ARC FAULT CIRCUIT INTERRUPTER |
| AIC | AMPERES INTERRUPTING CAPACITY |
| AL | ALUMINUM |
| ASYM | ASYMMETRICAL |
| ATS | AUTOMATIC TRANSFER SWITCH |
| AUX | AUXILIARY CONTACTS |
| AWG | AMERICAN WIRE GAUGE |
| BD | BUS DUCT |
| BR | BRANCH |
| C | CONDUIT |
| CB | CIRCUIT BREAKER |
| CD | CANDELA |
| CH | CABINET HEATER |
| CHT | CIRCUIT |
| CT | CURRENT TRANSFORMER |
| CU | COPPER |
| CATV | CABLE TELEVISION |
| CCTV | CLOSED CIRCUIT TELEVISION |
| CLG | CEILING |
| CONT | CONTACTOR |
| CP | CONTROL PANEL |
| DC | DIRECT CURRENT |
| Δ | DELTA CONNECTED |
| DISC | DISCONNECT |
| DP | DRINKING FOUNTAIN |
| DPST | DOUBLE POLE, SINGLE THROW |
| DPDT | DOUBLE POLE, DOUBLE THROW |
| EBB | ELECTRIC BASEBOARD |
| EC | ELECTRICAL CONTRACTOR |
| EG | EQUIPMENT GROUND |
| EGC | EQUIPMENT GROUND CONDUCTOR |
| EM | EMERGENCY |
| EP | EXPLOSION PROOF |
| EPR | ETHYLENE PROPYLENE RUBBER |
| EQUIP | EQUIPMENT |
| EXR | EXISTING TO REMAIN |
| ERL | EXISTING TO BE RELOCATED |
| EXIST | EXISTING |
| EXP | EXPLOSION PROOF |
| ELECT | ELECTRIC |
| EMT | ELECTRIC METALLIC TUBING |
| FA | FIRE ALARM |
| FACP | FIRE ALARM CONTROL PANEL |
| FARAP | FIRE ALARM REMOTE ANNUNCIATOR PANEL |
| FBO | FURNISHED BY OWNER |
| FC | FOOTCANDLE |
| FCAN | FULL CAPACITY ABOVE NORMAL |
| FCBN | FULL CAPACITY BELOW NORMAL |
| FLA | FULL LOAD AMPERES |
| FLUOR | FLUORESCENT |
| FVNR | FULL VOLTAGE, NON-REVERSING |
| FVR | FULL VOLTAGE, REVERSING |
| G | GUARD |
| GC | GENERAL CONTRACTOR |
| GEN | GENERATOR |
| GF | GROUND FAULT |
| GFI | GROUND FAULT CIRCUIT INTERRUPTER |
| GND | GROUND |
| GRS | GALVANIZED RIGID STEEL |
| H | HOSPITAL GRADE |
| HOA | HAND-OFF-AUTOMATIC |
| HPS | HIGH PRESSURE SODIUM |
| HV | HIGH VOLTAGE |
| HZ | HERTZ |
| IC | INTERCOM |
| IG | ISOLATED GROUND |
| INCAD | INCANDESCENT |
| IMC | INTERMEDIATE METAL CONDUIT |
| JB | JUNCTION BOX |
| KAIC | THOUSAND AMPERE INTERRUPTING CAPACITY |
| KV | KILOVOLT |
| KVA | KILOVOLT-AMPERE |
| KW | KILOWATT |
| K | KILO (THOUSAND) |
| KCM | THOUSAND CIRCULAR MILS |
| KCML | THOUSAND CIRCULAR MILS |
| LTG | LIGHTING |
| LSIG | LONG TIME-SHORT TIME-INSTANTANEOUS-GROUND FAULT |
| LV | LOW VOLTAGE |
| M | MEGA (MILLION) |
| MATV | MASTER ANTENNA TELEVISION |
| MFS | MAIN FUSED SWITCH |
| MC | MECHANICAL CONTRACTOR |
| MCB | MAIN CIRCUIT BREAKER |
| MCC | MOTOR CONTROL CENTER |
| MH | METAL HALIDE |
| MLO | MAIN LUGS ONLY |
| MM | MULTIMODE FIBER |
| MV | MEDIUM VOLTAGE |
| MVA | MEGAVOLT-AMPERE |
| NEC | NATIONAL ELECTRICAL CODE |
| NC | NORMALLY CLOSED |
| NO | NORMALLY OPEN |
| NL | NIGHT LIGHT |
| N | NEUTRAL |
| NF | NONFUSED |
| NIC | NOT IN CONTRACT |
| NTS | NOT TO SCALE |
| OCPO | OVER CURRENT PROTECTION DEVICE |
| OH | OVERHEAD |
| OL | OVERLOAD |
| PB | PULLBOX |
| PC | PLUMBING CONTRACTOR |
| PF | POWER FACTOR |
| PHL | PANEL |
| PT | POTENTIAL TRANSFORMER |
| PVC | POLYVINYL CHLORIDE |
| Ø | PHASE |
| PH | PHASE |
| P | POLE |
| PL | PILOT LIGHT |
| PLM | PLUGMOLD |
| PP | POWER PANEL |
| PWR | POWER |
| RVNR | REDUCED VOLTAGE, NON-REVERSING |
| RM | ROOM |
| RMS | ROOT MEAN SQUARED |
| RTU | ROOF TOP UNIT |
| SM | SINGLE MODE FIBER |
| SS | SURGE SUPPRESSION |
| SST | SOLID-STATE TRIP DEVICE |
| ST | SHUNT-TRIP |
| SW | SWITCHBOARD |
| SYMBD | SYMMETRICAL |
| SYM | SYMMETRICAL |
| T | TAMPER RESISTANT |
| TDR | TIME DELAY RELAY |
| TRP | TYPICAL |
| TCP | TEMPERATURE CONTROL PANEL |
| TSTAT | THERMOSTAT |
| TV | TELEVISION |
| UG | UNDERGROUND |
| UH | UNIT HEATER |
| USB | UNIVERSAL SERIAL BUS |
| V | VOLT |
| VR | VOLT-AMPERE |
| VP | VAPORPROOF |
| W | WATT |
| WG | WIRE GUARD |
| WM | WIREMOLD |
| WP | WEATHERPROOF |
| XFMR | TRANSFORMER |
| XP | CROSS LINKED POLYETHYLENE EXPLOSION PROOF |
| Y | WYE CONNECTED |

Architect:

Hamlin Design Group

915 Broadway, Suite 101A

Albany, New York 12207

Tel: 518.724.5159

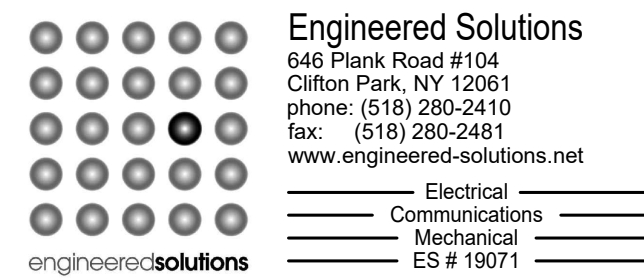
Fax: 518.320.8633

Web: hamlindesigngroup.com

Hazardous Material Consultant:



MEP Engineer:



Client:



Peekskill City School District

1031 Elm St.

Peekskill, NY 10566

Peekskill Reconstruction

SED Project: 66-15-00-01-0-005-020

HDG Project: 201

Oakside Elementary

200 Decatur Ave.,

Peekskill, NY 10566

SED Project: 66-15-00-01-0-007-014

HDG Project: 202

Uriah Hill School

980 Pemart Ave.,

Peekskill, NY 10566

SED Project: 66-15-00-01-0-008-017

HDG Project: 203

Woodside Elementary

612 Depew St.,

Peekskill, NY 10566

SED Project: 66-15-00-01-0-014-005

HDG Project: 204

Middle School

212 Ringgold St.,

Peekskill, NY 10566

DRAWN BY:

SDK

ISSUE: 02/01/2021

ADDENDUM NO. 1

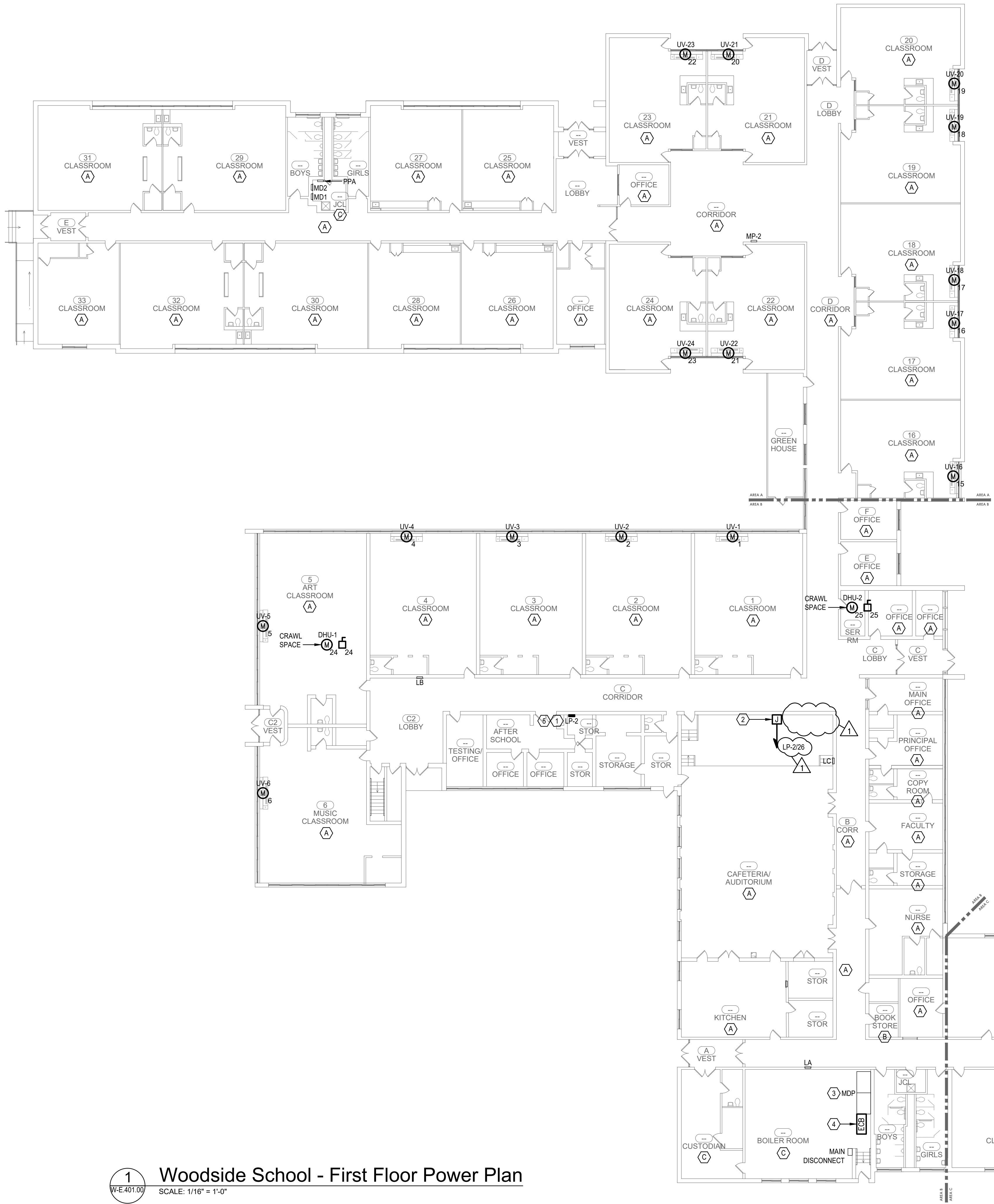
REV: 03/05/2021



DESCRIPTION

Legend, General Notes, Schedules and Details


W-E.001.00



1 Woodside School - First Floor Power Plan
W-E.401.00 SCALE: 1/16" = 1'-0"

DRAWING NOTES: ⬡


- COORDINATE FINAL LOCATIONS WITH OWNER PRIOR TO ROUGH-IN OF FEEDERS AND PANELBOARDS.
- PROVIDE 120V BRANCH CIRCUIT FOR TEMPERATURE CONTROLS CONTRACTOR (TC). TC TO PROVIDE POWER FROM THIS LOCATION TO THEIR EQUIPMENT; COORDINATE FINAL LOCATION WITH TC.
- EXISTING 208Y/120V, 1,200A MLO, 3-PHASE, 4-WIRE DISTRIBUTION PANELBOARD. PROVIDE BUS TAP AND LUGS FOR PANELBOARD LP2 ENCLOSED CIRCUIT BREAKER (ECB).
- PROVIDE 600V, 3-POLE, 225A ENCLOSED CIRCUIT BREAKER AND (4)-#4/0 AWG, (1)-#4 AWG EGC IN 2-1/2" FROM MDP FOR PANELBOARD LP2.
- PROVIDE (4)-#4/0 AWG, (1)-#4 AWG EGC IN 2-1/2" FROM ECB FOR PANELBOARD LP-2.



CEILING SCHEDULE	
DESIGNATION	DESCRIPTION
⬡	ACCESSIBLE CEILING
⬢	INACCESSIBLE CEILING
⬤	EXPOSED STRUCTURE

Architect:
Hamlin Design Group
915 Broadway, Suite 101A
Albany, New York 12207
Tel: 518.724.5159
Fax: 518.320.8633
Web: hamlindesigngroup.com

Hazardous Material Consultant:



MEP Engineer:

Engineered Solutions
646 Plank Road #104
Clifton Park, NY 12061
phone: (518) 280-2410
fax: (518) 280-2481
www.engineered-solutions.net

Electrical
Communications
Mechanical
ES # 19071

Client:



Peekskill City School District
1031 Elm St.
Peekskill, NY 10566

Peekskill Reconstruction

SED Project: 66-15-00-01-0-005-020
HDG Project: 201

Oakside Elementary
200 Decatur Ave.,
Peekskill, NY 10566

SED Project: 66-15-00-01-0-007-014
HDG Project: 202

Uriah Hill School
980 Pemart Ave.,
Peekskill, NY 10566

SED Project: 66-15-00-01-0-008-017
HDG Project: 203

Woodside Elementary
612 Depew St.,
Peekskill, NY 10566

SED Project: 66-15-00-01-0-014-005
HDG Project: 204

Middle School
212 Ringgold St.,
Peekskill, NY 10566

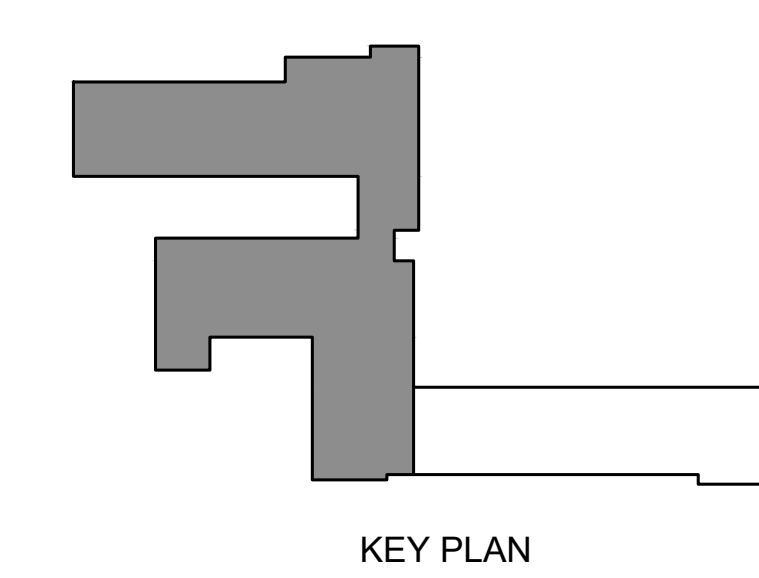
DRAWN BY:
SDK

ISSUE: 02/01/2021
⚠ ADDENDUM NO. 1
REV: 03/05/2021



DESCRIPTION
First Floor Power Plan

W-E.401.00



KEY PLAN


PANELBOARD SCHEDULE - LP-2

LOCATION - STORAGE		SOURCE - ECB		MOUNTING - SURFACE				SE RATED <input type="checkbox"/>		FEED-THRU LUGS <input type="checkbox"/>			
RATING (AMPS) - 225A MLO		VOLTAGE - 208Y/120V		PHASE/WIRE - 3-PHASE/4-WIRE				HWKED TRM <input type="checkbox"/>		SUB FEED LUGS <input type="checkbox"/>			
KAIC - 10		DESIGN MAKE (SQUARE D) - NQ		NEMA RATING - 1				COMPUTER GRADE <input type="checkbox"/>		SUB-FEED BREAKER <input type="checkbox"/>			
								200% NEUTRAL <input type="checkbox"/>		ISOLATED GND BUS <input type="checkbox"/>			
CKT	DESCRIPTION	BREAKER	KVA LOAD							BREAKER	DESCRIPTION	CKT	
			LTG	RCPT	MOTOR	HTG	HTG	MOTOR	RCPT	LTG			
1												2	
3	UV-1	40A/3P			8.7			8.7			40A/3P	UV-2	4
5												6	
7												8	
9	UV-3	40A/3P			8.7			8.7			40A/3P	UV-4	10
11												12	
13												14	
15	UV-5	40A/3P			8.7			8.7			40A/3P	UV-6	16
17												18	
19												20	
21	UV-16	40A/3P			8.7			8.7			40A/3P	UV-17	22
23												24	
25												26	
27	DHU-1	40A/2P			4.5						20A/1P	TC	28
29	SPARE	20A/1P									20A/1P	SPARE	30
31	SPARE	20A/1P									20A/1P	SPARE	32
33	SPARE	20A/1P									20A/1P	SPARE	34
35	SPARE	20A/1P									20A/1P	SPARE	36
37	SPARE	20A/1P									20A/1P	SPARE	38
39	SPARE	20A/1P									20A/1P	SPARE	40
41	SPARE	20A/1P									20A/1P	SPARE	42
43	SPARE	20A/1P									20A/1P	SPARE	44
45	SPARE	20A/1P									20A/1P	SPARE	46
47	SPARE	20A/1P									20A/1P	SPARE	48
LEFT SIDE SUB-TOTAL			-	-	39	-	-	35	-	-	RIGHT SIDE SUB-TOTAL		
CONNECTED SUB-TOTAL			-	-	74	-							
DEMAND FACTOR			1.0	10+1/2	.8	.8							
SUB-TOTAL			-	-	59	-							
TOTAL KVA			59										
TOTAL AMPS			163										

PANELBOARD SCHEDULE - LP-1

LOCATION - STOR. G3			SOURCE - MDP			MOUNTING - SURFACE				SE RATED <input type="checkbox"/>		FEED-THRU LUGS <input type="checkbox"/>	
RATING (AMPS) - 225A MLO			VOLTAGE - 208Y/120V			PHASE/WIRE - 3-PHASE/4-WIRE				HINGED TRIM <input type="checkbox"/>		SUB FEED LUGS <input type="checkbox"/>	
KAIC - 10			DESIGN MAKE (SQUARE D) - NQ			NEMA RATING - 1				COMPUTER GRADE <input type="checkbox"/>		SUB-FEED BREAKER <input type="checkbox"/>	
										200% NEUTRAL <input type="checkbox"/>		ISOLATED GND BUS <input type="checkbox"/>	
CKT	DESCRIPTION	BREAKER	KVA LOAD							BREAKER	DESCRIPTION	CKT	
			LTG	RCPT	MOTOR	HTG	HTG	MOTOR	RCPT	LTG			
1												2	
3	UV-8	40A/3P			8.7			8.7			40A/3P	UV-9	4
5													6
7													8
9	UV-10	40A/3P			8.7			8.7			40A/3P	UV-11	10
11													12
13													14
15	UV-12	40A/3P			8.7			8.7			40A/3P	UV-13	16
17													18
19													20
21	UV-14	40A/3P			8.7			8.7			40A/3P	UV-15	22
23													24
25	EF-1	15A/1P			.5						20A/1P	TC	26
27	SPARE	20A/1P									20A/1P	SPARE	28
29	SPARE	20A/1P									20A/1P	SPARE	30
31	SPARE	20A/1P									20A/1P	SPARE	32
33	SPARE	20A/1P									20A/1P	SPARE	34
35	SPARE	20A/1P									20A/1P	SPARE	36
37	SPARE	20A/1P									20A/1P	SPARE	38
39	SPARE	20A/1P									20A/1P	SPARE	40
41	SPARE	20A/1P									20A/1P	SPARE	42
43	SPARE	20A/1P									20A/1P	SPARE	44
45	SPARE	20A/1P									20A/1P	SPARE	46
47	SPARE	20A/1P									20A/1P	SPARE	48
LEFT SIDE SUB-TOTAL			-	-	35	-	-	35	-	-	RIGHT SIDE SUB-TOTAL		
CONNECTED SUB-TOTAL			-	-	70	-							
DEMAND FACTOR			1.0	10+1/2	.8	.8							
SUB-TOTAL			-	-	56	-							
TOTAL KVA			56										
TOTAL AMPS			155										


HAMLIN



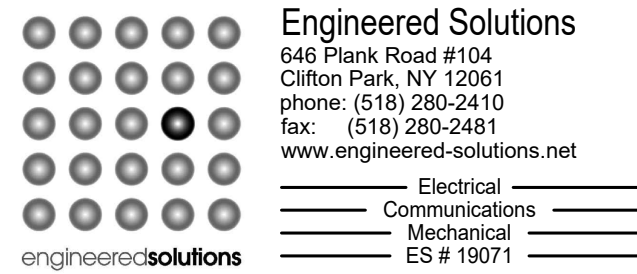
Architect:

Hamlin Design Group
915 Broadway, Suite 101A
Albany, New York 12207
Tel: 518.724.5159
Fax: 518.320.8633
Web: hamlindesigngroup.com

Hazardous Material Consultant:



MEP Engineer:



Client:



Peekskill City School District
1031 Elm St.
Peekskill, NY 10566

Peekskill Reconstruction

SED Project: 66-15-00-01-0-005-020
HDG Project: 201
Oakside Elementary
200 Decatur Ave.,
Peekskill, NY 10566

SED Project: 66-15-00-01-0-007-014
HDG Project: 202
Uriah Hill School
980 Pemart Ave.,
Peekskill, NY 10566

SED Project: 66-15-00-01-0-008-017
HDG Project: 203
Woodside Elementary
612 Depew St.,
Peekskill, NY 10566

SED Project: 66-15-00-01-0-014-005
HDG Project: 204
Middle School
212 Ringgold St.,
Peekskill, NY 10566

DRAWN BY:

SDK

ISSUE: 02/01/2021

ADDENDUM NO. 1

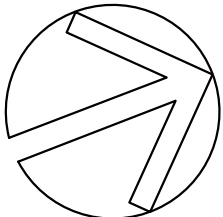
REV: 03/05/2021



DESCRIPTION

First Floor Power Plan and Panelboard Schedules

W-E.402.00

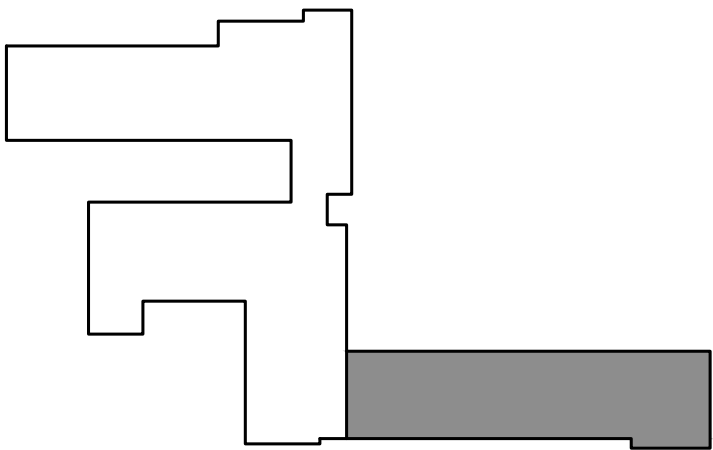
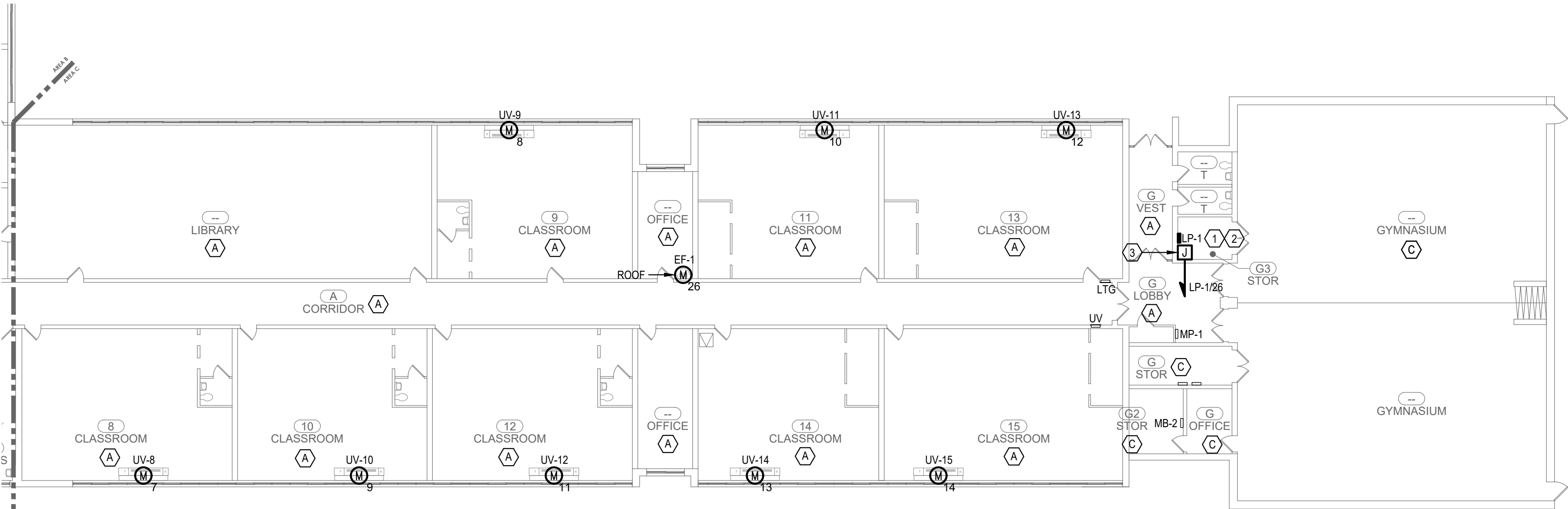


DRAWING NOTES:

- COORDINATE FINAL LOCATION WITH OWNER PRIOR TO ROUGH-IN OF FEEDER AND PANELBOARD.
- PROVIDE (4)-#4/0 AWG, (1)-#4 AWG EGC IN 2-1/2" C FOR PANELBOARD LP-1. CONNECT TO SPARE 200A, 3-POLE BRANCH CIRCUIT BREAKER IN MDP.
- PROVIDE 120V BRANCH CIRCUIT FOR TEMPERATURE CONTROLS CONTRACTOR (TC). TC TO PROVIDE POWER FROM THIS LOCATION TO THEIR EQUIPMENT, COORDINATE FINAL LOCATION WITH TC.

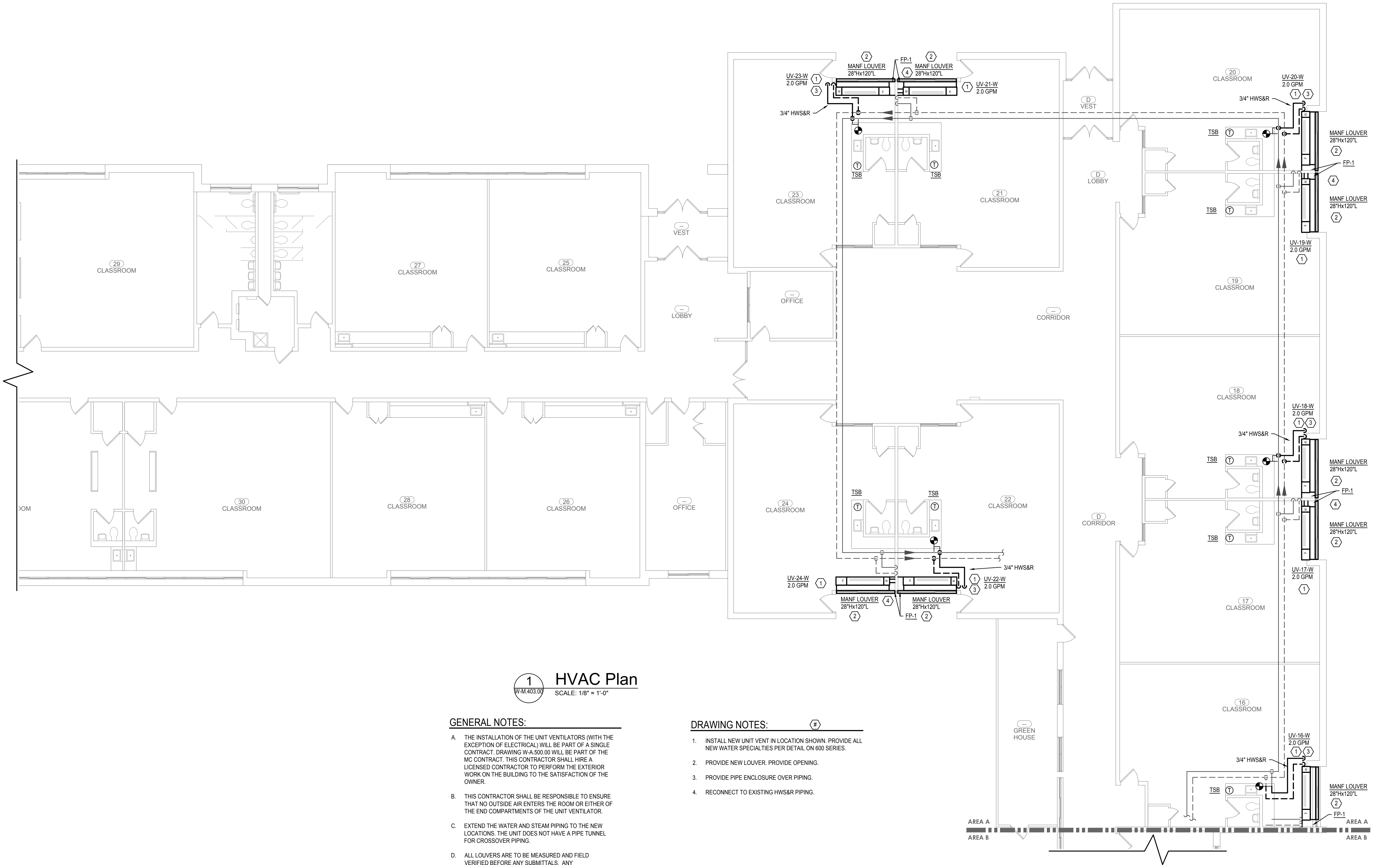
CEILING SCHEDULE

DESIGNATION	DESCRIPTION
(A)	ACCESSIBLE CEILING
(B)	INACCESSIBLE CEILING
(C)	EXPOSED STRUCTURE



KEY PLAN

1 Woodside School - First Floor Power Plan (con't)
W-E.402.00 SCALE: 1/16" = 1'-0"



1 HVAC Plan
W-M.403.00 SCALE: 1/8" = 1'-0"

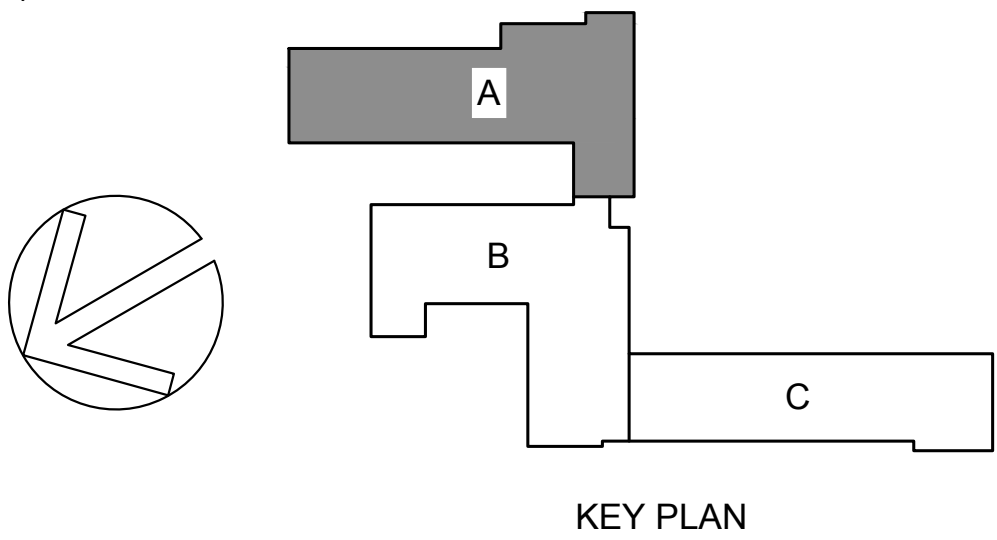
GENERAL NOTES:

- A. THE INSTALLATION OF THE UNIT VENTILATORS (WITH THE EXCEPTION OF ELECTRICAL) WILL BE PART OF A SINGLE CONTRACT. DRAWING WA.500.00 WILL BE PART OF THE MC CONTRACT. THIS CONTRACTOR SHALL HIRE A LICENSED CONTRACTOR TO PERFORM THE EXTERIOR WORK ON THE BUILDING TO THE SATISFACTION OF THE OWNER.
- B. THIS CONTRACTOR SHALL BE RESPONSIBLE TO ENSURE THAT NO OUTSIDE AIR ENTERS THE ROOM OR EITHER OF THE END COMPARTMENTS OF THE UNIT VENTILATOR.
- C. EXTEND THE WATER AND STEAM PIPING TO THE NEW LOCATIONS. THE UNIT DOES NOT HAVE A PIPE TUNNEL FOR CROSSOVER PIPING.
- D. ALL LOUVERS ARE TO BE MEASURED AND FIELD VERIFIED BEFORE ANY SUBMITTALS. ANY INCONSISTENCIES ARE TO BE COORDINATED PRIOR TO ANY SUBMITTALS.
- E. ALL UNIT VENT LOUVERS ARE TO BE A DIVIDED LOUVER THAT WILL PREVENT THE AIR STREAMS FROM CROSSING.
- F. LOUVERS ARE TO BE A DARK BRONZE COLOR AND NON-FLANGED.
- G. PROVIDE NEW CORE HOLES FOR PIPING AS REQUIRED.

H. CONTRACTOR TO CUT LOWER PART OF WINDOW SYSTEM (WITH LOUVER) OFF. AFTER NEW LOUVER IS INSTALLED, PROVIDE A 4" SECTION OF ALUMINUM TO COVER THE CUT EDGE AND THE TOP OF THE LOUVER. SECURE AND CAULK ALUMINUM EDGING TO EXISTING WINDOW AND NEW LOUVER. ALUMINUM TO MATCH LOUVER COLOR.

DRAWING NOTES:

1. INSTALL NEW UNIT VENT IN LOCATION SHOWN. PROVIDE ALL NEW WATER SPECIALTIES PER DETAIL ON 600 SERIES.
2. PROVIDE NEW LOUVER. PROVIDE OPENING.
3. PROVIDE PIPE ENCLOSURE OVER PIPING.
4. RECONNECT TO EXISTING HWS&R PIPING.



Architect:
Hamlin Design Group
915 Broadway, Suite 101A
Albany, New York 12207
Tel: 518.724.5159
Fax: 518.320.8633
Web: hamlindesigngroup.com

Hazardous Material Consultant:
A2 Ambient Environmental, Inc.
Comprehensive Building Science solutions
NYS/NES Certified WBE
E. SBA EDW058 & DBE

MEP Engineer:
Engineered Solutions
646 Plank Road #104
Clifton Park, NY 12061
phone: (518) 280-2410
fax: (518) 280-2481
www.engineered-solutions.net
Electrical
Communications
Mechanical
ES # 19071



Client:
Peekskill City School District
1031 Elm St.
Peekskill, NY 10566

Peekskill Reconstruction
SED Project: 66-15-00-01-0-005-020
HDG Project: 201
Oakside Elementary
200 Decatur Ave.,
Peekskill, NY 10566
SED Project: 66-15-00-01-0-007-014
HDG Project: 202
Uriah Hill School
980 Pemart Ave.,
Peekskill, NY 10566

SED Project: 66-15-00-01-0-008-017
HDG Project: 203
Woodside Elementary
612 Depew St.,
Peekskill, NY 10566
SED Project: 66-15-00-01-0-014-005
HDG Project: 204
Middle School
212 Ringgold St.,
Peekskill, NY 10566

DRAWN BY:
MLB
ISSUE: 02/01/2021
ADDENDUM NO. 1
REV: 03/05/2021

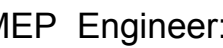


DESCRIPTION
First Floor HVAC Plan - Area A

W-M.403.00



Hazardous Material Consultant:



Peekskill City School District
1031 Elm St.
Peekskill, NY 10566

Peekskill Reconstruction

SED Project: 66-15-00-01-0-005-020
HDG Project: 201

Oakside Elementary

200 Decatur Ave.,

Peekskill, NY 10566

SED Project: 66-15-00-01-0-007-014

HDG Project: 202

Uriah Hill School

980 Pemart Ave.,

Peekskill, NY 10566

SED Project: 66-15-00-01-0-008-017

HDG Project: 203

Woodside Elementary

612 Depew St.,

Peekskill, NY 10566

SED Project: 66-15-00-01-0-014-005

HDG Project: 204

Middle School

212 Ringgold St.,

Peekskill, NY 10566

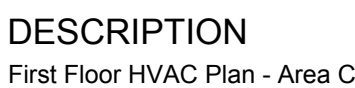
DRAWN BY:

MLB

ISSUE: 02/01/2021

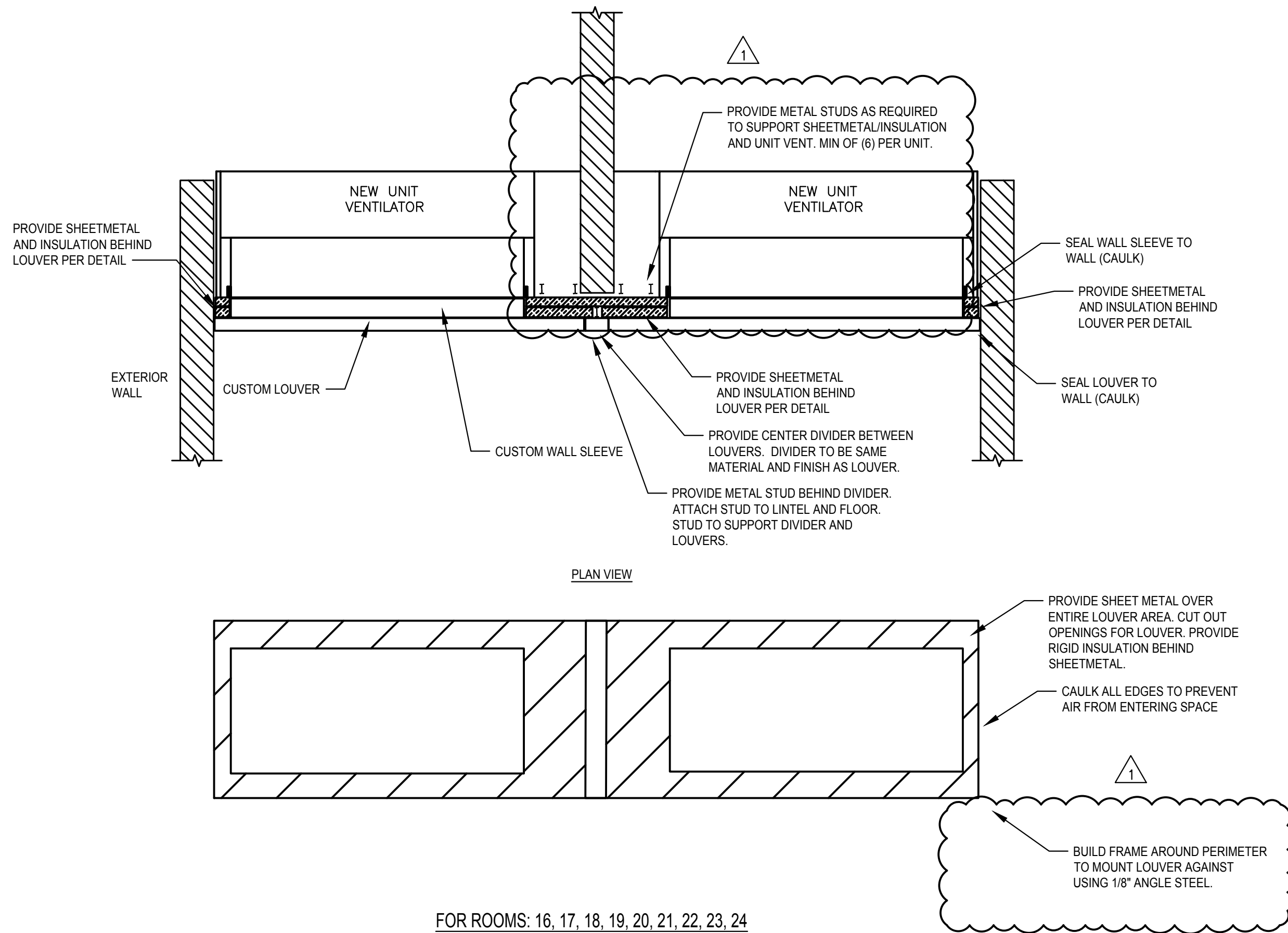
△ ADDENDUM NO. 1

REV: 03/05/2021



W-M.405.00





1 UNIT VENTILATOR DETAIL

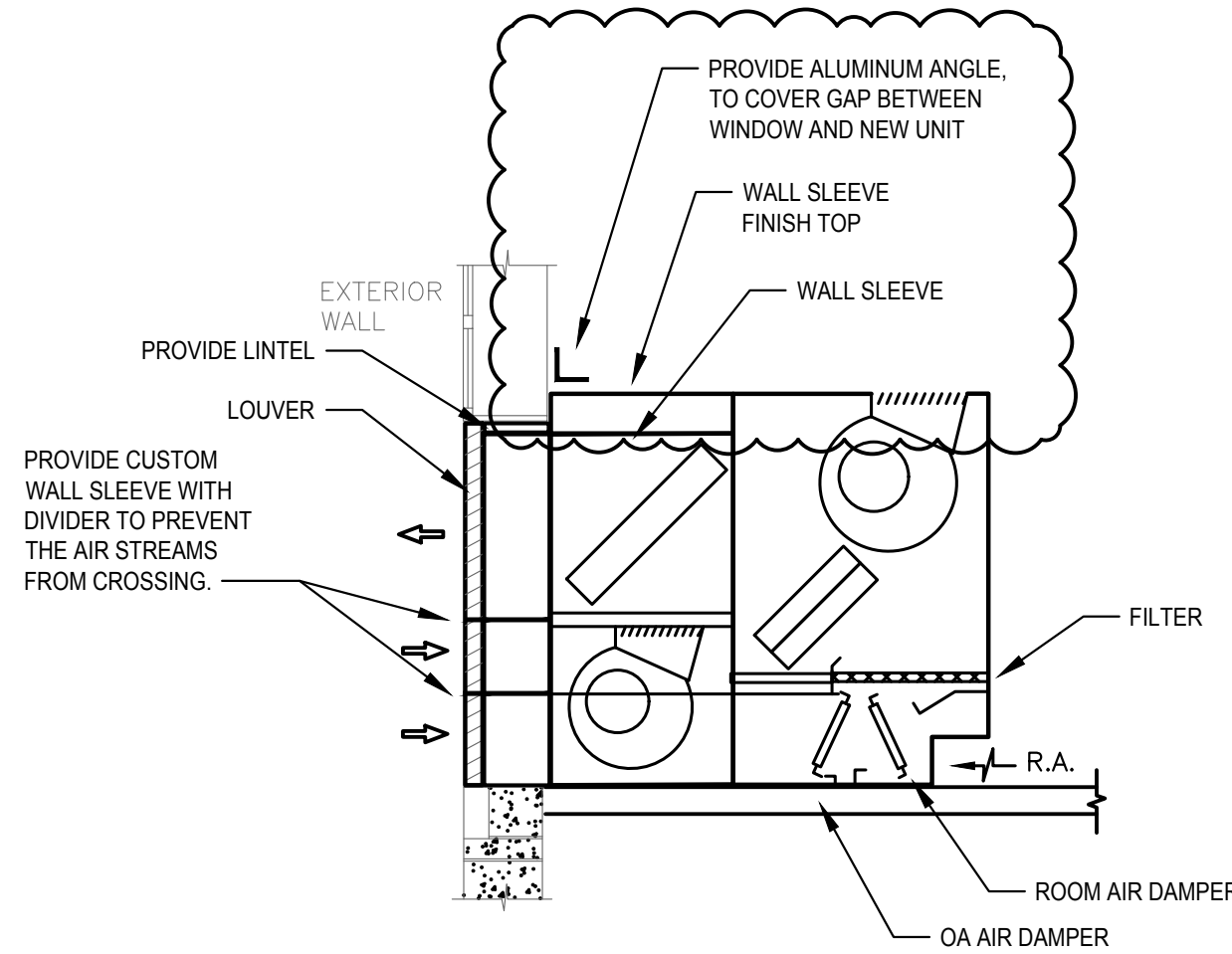
SCALE : NONE

GENERAL UNIT VENTILATOR INSTALLATION NOTES

1. IT IS THE RESPONSIBILITY OF THIS CONTRACTOR TO INSURE THAT ALL AREAS OF THE UNIT VENTILATOR ARE COMPLETELY SEALED AND INSULATED TO THE OUTSIDE AIR INTAKE.
2. AS WALL CONDITIONS VARY AT EACH INDIVIDUAL UNIT THIS CONTRACTOR MUST PROVIDE SAFING, INSULATION, SHEET METAL, AND ACCESSORIES REQUIRED TO SEAT UNIT VENTILATOR FIRMLY AGAINST THE WALL.
3. REFER TO PIPING DETAIL FOR WATER SPECIALTIES.
4. THE END COMPARTMENTS OF EACH UNIT VENTILATOR MUST BE COMPLETELY SEALED-OFF AND RE-INSULATED TO PREVENT ANY OUTSIDE AIR FROM ENTERING THE UNIT OR THE ROOM.
5. THE CONTRACTOR IS RESPONSIBLE TO VERIFY AND ORDER THE CORRECT SIZE LOUVER
6. THIS CONTRACTOR IS RESPONSIBLE TO ENSURE THAT NO WATER ENTERS BUILDING AROUND NEW LOUVER. CAULK AS REQUIRED. IF JOINT IS LARGER THAN 1/4" CONTRACTOR SHALL PROVIDE A METAL BACKING MATERIAL BETWEEN LOUVER AND WALL AND THEN CAULK WEATHERTIGHT.
7. INSTALL PER MANUFACTURERS INSTRUCTIONS.

NOTE:

1. THE MC SHALL REMOVE AT LEAST (3) OF THE EXISTING LOUVERS, MEASURE THE WALL TO VERIFY THE WIDTH, HEIGHT AND DEPTH AND RE-INSTALL THE LOUVER AT THE START OF THE PROJECT BEFORE ANY SUBMITTALS HAVE BEEN SENT TO VERIFY WALL CONSTRUCTION AND WALL SLEEVE DEPTH. CONTRACTOR TO VERIFY ALL LOUVERS IN FIELD PRIOR TO SUBMITTALS.
2. THE CONTRACTOR SHALL INSTALL ONE UNIT AND HAVE THE OWNER AND ENGINEER REVIEW THE INSTALLATION BEFORE THE OTHER UNITS ARE INSTALLED.

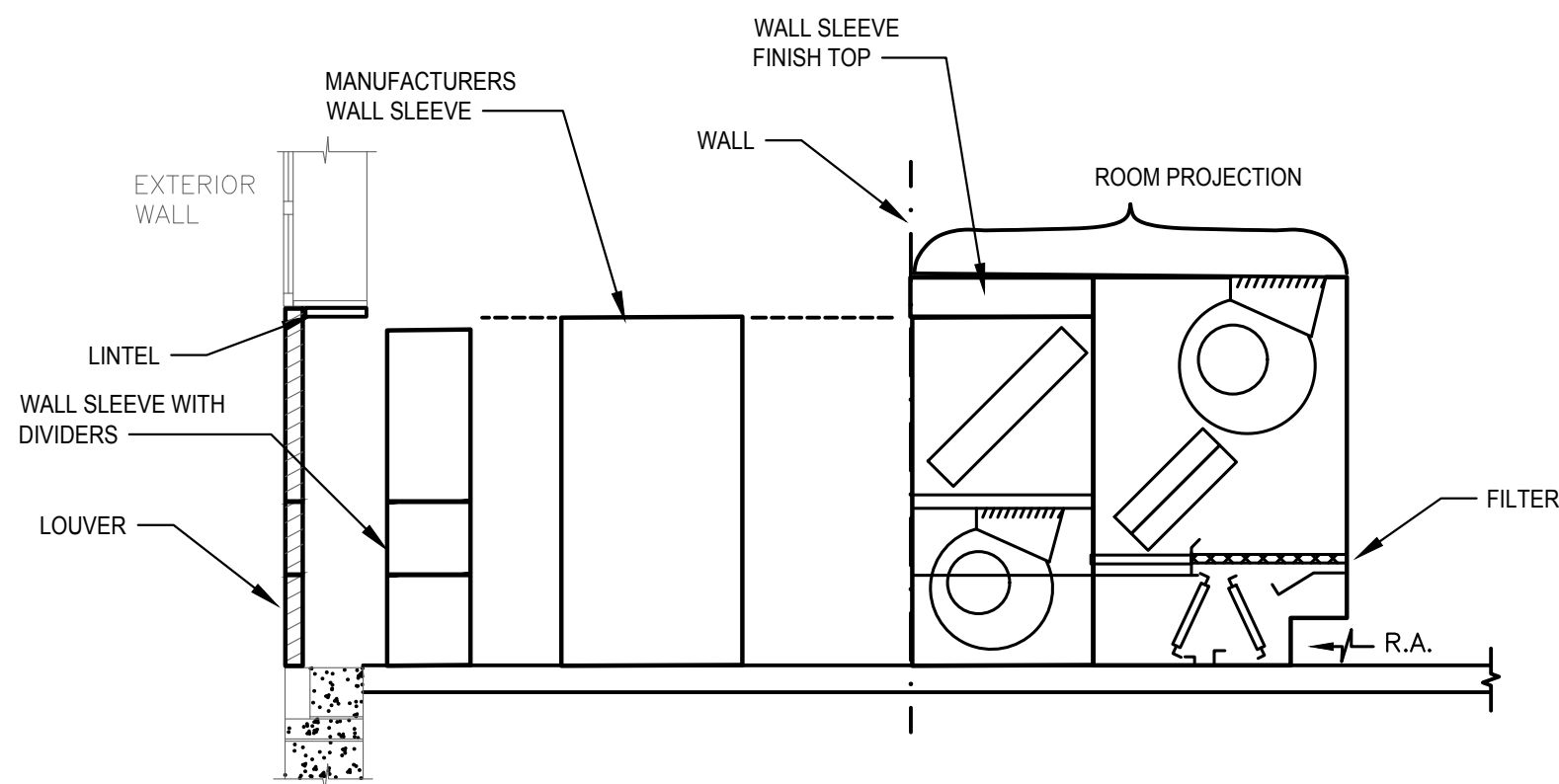


ELEVATION VIEW

NOTE:

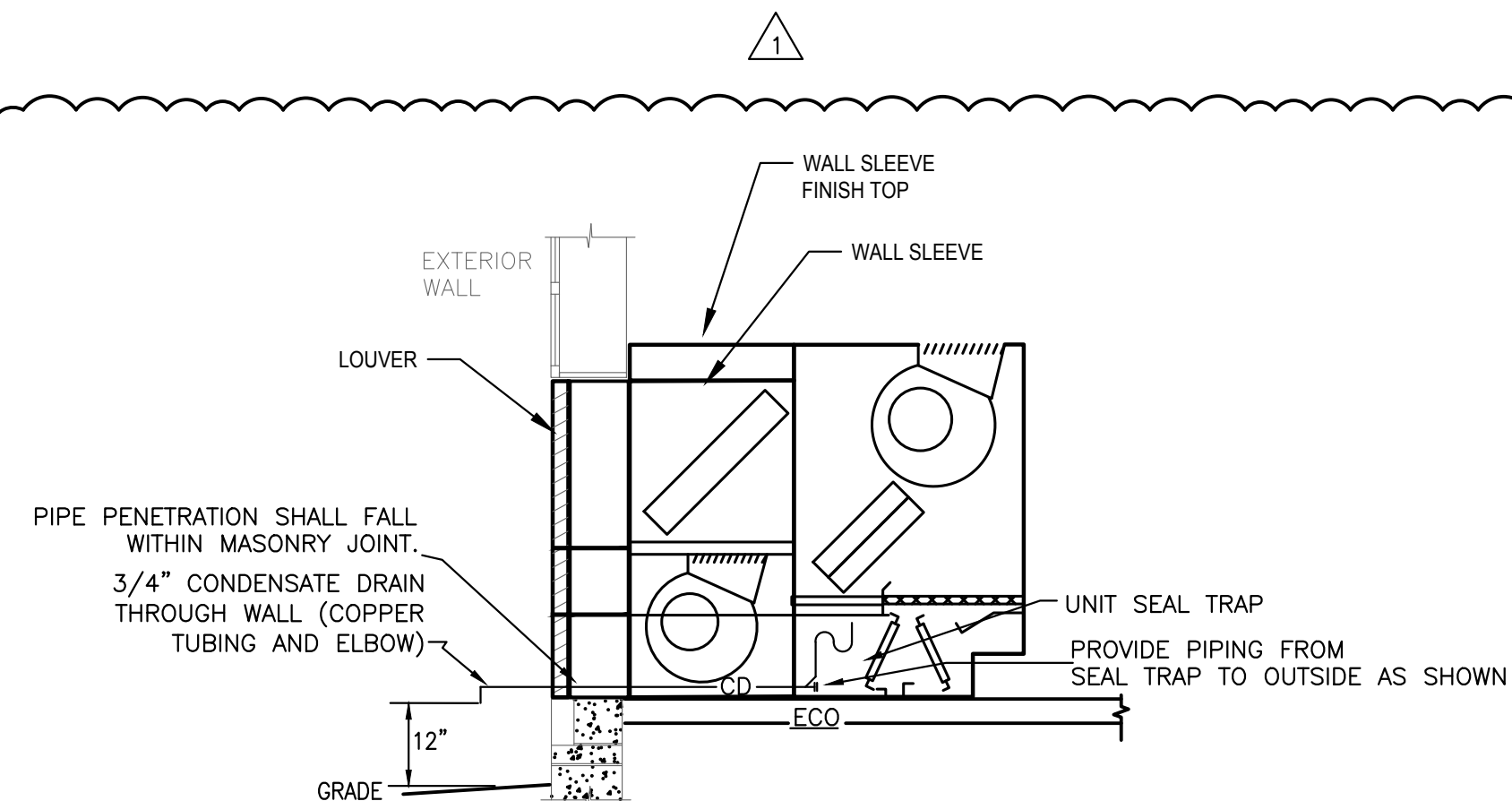
1. UNIT IS TO BE INSTALLED TIGHT AGAINST OUTSIDE WALL WITH MANUFACTURERS WALL SLEEVE FULLY INTO ROOM. PROVIDE CUSTOM WALL SLEEVE FROM UNIT VENT TO LOUVER. SLEEVE TO HAVE DIVIDER IN IT TO PREVENT THE AIR STREAMS FROM CROSSING. UNIT TO BE SEALED AGAINST OUTSIDE WALL SO NO OUTSIDE AIR ENTERS UNIT OR ROOM.
2. INSTALL PER MANUFACTURERS RECOMMENDATIONS.

FOR ALL UNITS



ELEVATION VIEW

FOR ALL UNITS




2 UV CONDENSATE DRAINAGE PIPING DIAGRAM

SCALE : NONE

NOTES:

1. PROVIDE CONDENSATE DRAIN THROUGH EXTERIOR WALL, EXPOSED DRAIN PIPE SHALL BE COPPER.
2. PENETRATIONS THROUGH WALL SHALL BE CORE DRILLED AND SEALED WATER & AIR TIGHT.
3. EXTREME CARE SHALL BE TAKEN WHILE LOCATING PENETRATION. COORDINATE WORK GENERAL CONTRACTOR FOR ALIGNMENT WITH MORTAR LINES.
4. REVIEW EXISTING WALL MORTAR CONDITIONS WITH GC PRIOR TO START OF WORK THROUGHOUT RENOVATED AREAS.

HAMLIN



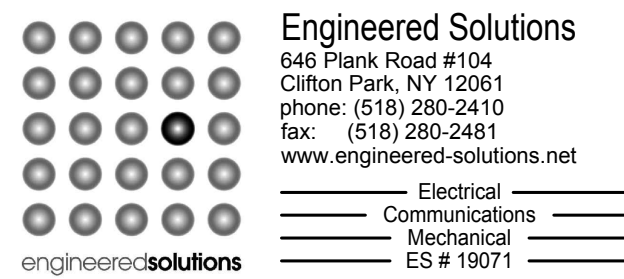
Architect:

Hamlin Design Group
915 Broadway, Suite 101A
Albany, New York 12207
Tel: 518.724.5159
Fax: 518.320.8633
Web: hamlindesigngroup.com

Hazardous Material Consultant:



MEP Engineer:



Client:



Peekskill City School District
1031 Elm St.
Peekskill, NY 10566

Peekskill Reconstruction

SED Project: 66-15-00-01-0-005-020
HDG Project: 201

Oakside Elementary

200 Decatur Ave.,
Peekskill, NY 10566

SED Project: 66-15-00-01-0-007-014
HDG Project: 202

Uriah Hill School

980 Pemart Ave.,
Peekskill, NY 10566

SED Project: 66-15-00-01-0-008-017
HDG Project: 203

Woodside Elementary

612 Depew St.,
Peekskill, NY 10566

SED Project: 66-15-00-01-0-014-005
HDG Project: 204

Middle School

212 Ringgold St.,
Peekskill, NY 10566

DRAWN BY:
MLB

ISSUE: 02/01/2021

ADDENDUM NO. 1
REV: 03/05/2021



DESCRIPTION

HVAC Details and Diagrams

W-M.602.00