Rye City School District

555 Theodore Fremd Ave, Rye, NY 10580

Rye High School & Middle School

1 Parsons Street, Rye, New York 10580

SED #: 66180001-0005-032

Revision Schedule		
No.	Description	Date
1	SED SUBMISSION	09/15/2020
3	ISSUED FOR BID	01/19/2021

UNIFORM SAFETY STANDARDS COMMISIONER'S REGULATIONS 155.5

1. Statement:

   "The occupied portion of any school building shall always comply with the minimum requirements necessary to maintain a certificate of occupancy."

2. Indication that all school areas to be disturbed during renovation or demolition have been or will be tested for lead and asbestos. Note, the project folder should contain a letter regarding the presence of asbestos.
3. Statement:

   "General safety and security standards for construction projects.

   1. All construction materials shall be stored in a safe and secure manner.
   2. Fences around construction supplies or debris shall be maintained.
   3. Gates shall always be locked unless a worker is in attendance to prevent unauthorized entry.
   4. During exterior renovation work, overhead protection shall be provided for any sidewalks or areas immediately beneath the work site or such areas shall be fenced off and provided with warning signs to prevent entry.
   5. Workers shall be required to wear photo-identification badges at all times for identification and security purposes while working at occupied sites."
4. Statement:

   "Separation of construction areas from occupied spaces. Construction areas which are under the control of a contractor and therefore not occupied by district staff or students shall be separated from occupied areas. Provisions shall be made to prevent the passage of dust and contaminants into occupied parts of the building. Periodic inspection and repairs of the containment barriers must be made to prevent exposure to dust or contaminants. Gypsum board must be used in exit ways or other areas that require fire rated separation. Heavy duty plastic sheeting may be used only for a vapor, fine dust or air infiltration barrier, and shall not be used to separate occupied spaces from construction areas.

   1. A specific stairwell and/or elevator should be assigned for construction worker use during work hours. In general, workers may not use corridors, stairs or elevators designated for students or school staff.
   2. Large amounts of debris must be removed by using enclosed chutes or a similar sealed system. There shall be no movement of debris through halls of occupied spaces of the building. No material shall be dropped or thrown outside the walls of the building.
   3. All occupied parts of the building affected by renovation activity shall be cleaned at the close of each workday. School buildings occupied during a construction project shall maintain required health, safety and educational capabilities at all times that classes are in session."
   4. A plan detailing how exiting required by the applicable building code will be maintained.
   5. A plan detailing how adequate ventilation will be maintained during construction.

5. Statement:

   "Construction and maintenance operations shall not produce noise in excess of 60 dba in occupied spaces or shall be scheduled for times when the building or affected building spaces are not occupied or acoustical abatement measures shall be taken."

6. Statement:

   "The contractor shall be responsible for the control of chemical fumes, gases, and other contaminates produced by welding, gasoline or diesel engines, roofing, paving, painting, etc. to ensure they do not enter occupied portions of the building or air intakes."

7. Statement:

   "The contractor shall be responsible to ensure that activities and materials which result in "off-gassing" of volatile organic compounds such as glues, paints, furniture, carpeting, wall covering, drapery, etc. are scheduled, cured or ventilated in accordance with manufacturers recommendations before a space can be occupied."

8. Statement:

   "Large and small asbestos abatement projects as defined by 12NYCRR56 shall not be performed while the building is occupied". Note, It is our interpretation that the term "building", as referenced in this section, means a wing or major section of a building that can be completely isolated from the rest of the building with sealed non combustible construction. The isolated portion of the building must contain exits that do not pass through the occupied portion and ventilation systems must be physically separated and sealed at the isolation barrier.

   Exterior work such as roofing, flashing, siding, or soffit work may be performed on occupied buildings provided proper variances are in place as required, and complete isolation of ventilation systems and at windows is provided. Care must be taken to schedule work so that classes are not disrupted by noise or visual distraction.

9. Surfaces that will be disturbed by reconstruction must have a determination made as to the presence of lead. Projects which disturb surfaces that contain lead shall have in the specifications a plan prepared by a certified Lead Risk Assessor or Supervisor which details provisions for occupant protection, worksite preparation, work methods, cleaning and clearance testing which are in general accordance with the HUD Guidelines.

DRAWINGS INDEX

Number	Name	Current Revision	Description	Date
T2-001	TITLE SHEET - PHASE 2	3	ISSUED FOR BID	01/19/2021
C2-001	EXISTING CONDITIONS AND DEMO	3	ISSUED FOR BID	01/19/2021
C2-002	SITE PLAN	3	ISSUED FOR BID	01/19/2021
C2-003	CONSTRUCTION DETAILS	3	ISSUED FOR BID	01/19/2021
C2-004	CONSTRUCTION DETAILS	3	ISSUED FOR BID	01/19/2021
C2-100	EXISTING SURVEY	3	ISSUED FOR BID	01/19/2021
CIP-001	CONSTRUCTION IMPLEMENTATION PLAN - GENERAL NOTES & MILESTONE SCHEDULES	3	ISSUED FOR BID	01/19/2021
CIP-002	CONSTRUCTION IMPLEMENTATION PLAN - SITE PLAN & FIRST FLOOR PLAN	3	ISSUED FOR BID	01/19/2021
CIP-003	CONSTRUCTION IMPLEMENTATION PLAN - SECOND PLAN & PARTIAL THIRD FLOOR PLAN	3	ISSUED FOR BID	01/19/2021
CIP-004	CONSTRUCTION IMPLEMENTATION PLAN - STRUCTURAL PLAN & ARCHITECTURE ROOF PLAN	3	ISSUED FOR BID	01/19/2021
CIP-005	CONSTRUCTION IMPLEMENTATION PLAN - STRUCTURAL PLAN & MECHANICAL ROOF PLAN	3	ISSUED FOR BID	01/19/2021
CIP-006	CONSTRUCTION IMPLEMENTATION PLAN - BOILER PIPING & PARTIAL BASEMENT PLAN	3	ISSUED FOR BID	01/19/2021
X2-101	FIRST FLOOR CODE COMPLIANCE PLAN	3	ISSUED FOR BID	01/19/2021
X2-102	SECOND FLOOR CODE COMPLIANCE PLAN	3	ISSUED FOR BID	01/19/2021
X2-103	THIRD FLOOR CODE COMPLIANCE PLAN	3	ISSUED FOR BID	01/19/2021
X2-120	HIGH SCHOOL ENTRY and MS iLAB CODE COMPLIANCE PLAN	3	ISSUED FOR BID	01/19/2021
X2-121	THIRD FLOOR LEARNING COMMUNITY CODE COMPLIANCE PLAN	3	ISSUED FOR BID	01/19/2021
HSMS-ASB-101	FIRST FLOOR ASBESTOS ABATEMENT	3	ISSUED FOR BID	01/19/2021
HSMS-ASB-102	SECOND FLOOR ASBESTOS ABATEMENT	3	ISSUED FOR BID	01/19/2021
HSMS-ASB-103	THIRD FLOOR ASBESTOS ABATEMENT	3	ISSUED FOR BID	01/19/2021
HSMS-ASB-104	ROOF ASBESTOS ABATEMENT	3	ISSUED FOR BID	01/19/2021
D2-101	FIRST FLOOR DEMOLITION PLAN	3	ISSUED FOR BID	01/19/2021
D2-102	SECOND FLOOR DEMOLITION PLAN	3	ISSUED FOR BID	01/19/2021
D2-103	THIRD FLOOR DEMOLITION PLAN	3	ISSUED FOR BID	01/19/2021
D2-201	EXTERIOR DEMOLITION ELEVATIONS	3	ISSUED FOR BID	01/19/2021
D2-202	EXTERIOR DEMOLITION ELEVATIONS	3	ISSUED FOR BID	01/19/2021
D2-203	EXTERIOR DEMOLITION ELEVATIONS	3	ISSUED FOR BID	01/19/2021
A2-101	HIGH SCHOOL & MIDDLE SCHOOL FIRST FLOOR PLAN	3	ISSUED FOR BID	01/19/2021
A2-102	HIGH SCHOOL & MIDDLE SCHOOL SECOND FLOOR PLAN	3	ISSUED FOR BID	01/19/2021
A2-103	HIGH SCHOOL & MIDDLE SCHOOL THIRD FLOOR PLAN	3	ISSUED FOR BID	01/19/2021
A2-110	ROOF PLAN	3	ISSUED FOR BID	01/19/2021
A2-111	PARTIAL ROOF PLAN	3	ISSUED FOR BID	01/19/2021
A2-112	ROOF DETAILS	3	ISSUED FOR BID	01/19/2021
A2-113	ROOF DETAILS	3	ISSUED FOR BID	01/19/2021
A2-114	ROOF DETAILS	3	ISSUED FOR BID	01/19/2021
A2-115	ROOF DETAILS	3	ISSUED FOR BID	01/19/2021
A2-201	EXTERIOR ELEVATIONS	3	ISSUED FOR BID	01/19/2021
A2-202	EXTERIOR ELEVATIONS	3	ISSUED FOR BID	01/19/2021
A2-203	EXTERIOR ELEVATIONS	3	ISSUED FOR BID	01/19/2021
A2-300	WALL TYPES	3	ISSUED FOR BID	01/19/2021
A2-301	MIDDLE SCHOOL ENTRANCE SECTIONS	3	ISSUED FOR BID	01/19/2021
A2-310	MIDDLE SCHOOL WALL SECTIONS & DETAILS	3	ISSUED FOR BID	01/19/2021
A2-311	MIDDLE SCHOOL WALL SECTIONS	3	ISSUED FOR BID	01/19/2021
A2-312	MIDDLE SCHOOL WALL SECTIONS	3	ISSUED FOR BID	01/19/2021
A2-313	STOREFRONT SYSTEM DETAILS	3	ISSUED FOR BID	01/19/2021
A2-314	STOREFRONT SYSTEM & COLUMN DETAILS	3	ISSUED FOR BID	01/19/2021
A2-315	DETAILS AT CLERESTORY AND STAIR TOWER	3	ISSUED FOR BID	01/19/2021
A2-320	THIRD FLOOR LEARNING COMMUNITY SECTION DETAILS	3	ISSUED FOR BID	01/19/2021
A2-321	THIRD FLOOR LEARNING COMMUNITY AND HS ENTRY DETAILS	3	ISSUED FOR BID	01/19/2021
A2-322	HIGH SCHOOL ENTRANCE DETAILS	3	ISSUED FOR BID	01/19/2021
A2-323	MIDDLE SCHOOL SECURITY OFFICE CASEWORK	3	ISSUED FOR BID	01/19/2021
A2-350	ELEVATOR DEMOLITION AND FLOOR PLANS	3	ISSUED FOR BID	01/19/2021
A2-351	ELEVATOR SECTIONS	3	ISSUED FOR BID	01/19/2021
A2-352	ELEVATOR VESTIBULE REFLECTED CEILING PLAN & INTERIOR ELEVATIONS	3	ISSUED FOR BID	01/19/2021
A2-400	CEILING FIXTURE AND MATERIAL LEGENDS	3	ISSUED FOR BID	01/19/2021
A2-401	FIRST FLOOR REFLECTED CEILING PLAN	3	ISSUED FOR BID	01/19/2021
A2-402	SECOND FLOOR REFLECTED CEILING PLAN	3	ISSUED FOR BID	01/19/2021
A2-403	THIRD FLOOR REFLECTED CEILING PLAN	3	ISSUED FOR BID	01/19/2021
A2-501	MIDDLE SCHOOL ENTRANCE DEMOLITION PLAN, FLOOR PLAN, REFLECTED CEILING PLAN & FLOOR FINISH PLAN	3	ISSUED FOR BID	01/19/2021
A2-502	MIDDLE SCHOOL ENTRANCE INTERIOR ELEVATIONS	3	ISSUED FOR BID	01/19/2021
A2-503	NEW STAFF OFFICES DEMOLITION PLAN AND FLOOR PLAN	3	ISSUED FOR BID	01/19/2021
A2-504	NEW STAFF OFFICES REFLECTED CEILING PLAN AND FLOOR FINISH PLAN	3	ISSUED FOR BID	01/19/2021
A2-505	MIDDLE SCHOOL OFFICE SUITE DEMOLITION PLAN AND REFLECTED CEILING PLAN	3	ISSUED FOR BID	01/19/2021
A2-506	ENLARGED FIRST FLOOR CLASSROOM DEMOLITION PLAN AND FLOOR PLAN	3	ISSUED FOR BID	01/19/2021
A2-507	ENLARGED SECOND FLOOR CLASSROOM DEMOLITION PLAN AND FLOOR PLAN	3	ISSUED FOR BID	01/19/2021
A2-508	LOUVER AND VENTILATION PLACEMENT ELEVATIONS	3	ISSUED FOR BID	01/19/2021
A2-511	HIGH SCHOOL ENTRANCE PLANS	3	ISSUED FOR BID	01/19/2021
A2-512	HIGH SCHOOL ENTRANCE PLANS	3	ISSUED FOR BID	01/19/2021
A2-513	HIGH SCHOOL ENTRANCE ELEVATION	3	ISSUED FOR BID	01/19/2021
A2-515	THIRD FLOOR LEARNING COMMUNITY DEMO DRAWINGS	3	ISSUED FOR BID	01/19/2021
A2-516	THIRD FLOOR LEARNING COMMUNITY FLOOR PLAN	3	ISSUED FOR BID	01/19/2021
A2-517	THIRD FLOOR LEARNING COMMUNITY POWER AND TECHNOLOGY PLAN	3	ISSUED FOR BID	01/19/2021
A2-518	THIRD FLOOR LEARNING COMMUNITY REFLECTED CEILING PLAN	3	ISSUED FOR BID	01/19/2021
A2-519	THIRD FLOOR LEARNING COMMUNITY FINISH PLAN	3	ISSUED FOR BID	01/19/2021
A2-520	THIRD FLOOR LEARNING COMMUNITY INTERIOR ELEVATIONS	3	ISSUED FOR BID	01/19/2021
A2-521	THIRD FLOOR LEARNING COMMUNITY INTERIOR ELEVATIONS	3	ISSUED FOR BID	01/19/2021
A2-522	MS i-LAB DEMO PLAN AND FLOOR PLAN	3	ISSUED FOR BID	01/19/2021
A2-523	MS i-LAB POWER AND TECHNOLOGY PLAN	3	ISSUED FOR BID	01/19/2021
A2-524	MS i-LAB REFLECTED CEILING PLAN	3	ISSUED FOR BID	01/19/2021
A2-525	MS i-LAB FINISH PLANS	3	ISSUED FOR BID	01/19/2021
A2-526	MS i-LAB INTERIOR ELEVATIONS	3	ISSUED FOR BID	01/19/2021
A2-531	ENLARGED TOILET PLANS, ELEVATIONS & FINISHES	3	ISSUED FOR BID	01/19/2021
A2-532	ENLARGED TOILET PLANS, ELEVATIONS & FINISHES	3	ISSUED FOR BID	01/19/2021
A2-533	ENLARGED TOILET PLANS, ELEVATIONS & FINISHES	3	ISSUED FOR BID	01/19/2021
A2-534	ENLARGED TOILET PLANS, ELEVATIONS & FINISHES	3	ISSUED FOR BID	01/19/2021
A2-535	ENLARGED TOILET PLANS, ELEVATIONS & FINISHES	3	ISSUED FOR BID	01/19/2021
A2-601	DOOR SCHEDULE	3	ISSUED FOR BID	01/19/2021
A2-602	DOOR TYPES	3	ISSUED FOR BID	01/19/2021
A2-603	WINDOW TYPES	3	ISSUED FOR BID	01/19/2021
A2-605	INTERIOR GLAZING SCHEDULE	3	ISSUED FOR BID	01/19/2021

Number	Name	Current Revision	Description	Date
A2-606	CURTAIN WALL AND ENTRANCE DOOR DETAILS	3	ISSUED FOR BID	01/19/2021
A2-700	FINISH SCHEDULE & LEGEND	3	ISSUED FOR BID	01/19/2021
A2-701	FIRST FLOOR FINISH PLAN	3	ISSUED FOR BID	01/19/2021
A2-702	SECOND FLOOR FINISH PLAN	3	ISSUED FOR BID	01/19/2021
A2-703	THIRD FLOOR FINISH PLAN	3	ISSUED FOR BID	01/19/2021
A2-730	WALL GRAPHICS AND GLAZING TYPES	3	ISSUED FOR BID	01/19/2021
A2-800	CASEWORK - THIRD FLOOR - STUDENT LOCKERS	3	ISSUED FOR BID	01/19/2021
A2-801	CASEWORK - THIRD FLOOR STUDENT LOCKERS TYPE B	3	ISSUED FOR BID	01/19/2021
A2-900	FURNITURE SCHEDULE THIRD FLOOR	3	ISSUED FOR BID	01/19/2021
A2-901	FURNITURE SCHEDULE THIRD FLOOR	3	ISSUED FOR BID	01/19/2021
A2-902	FURNITURE SCHEDULE THIRD FLOOR	3	ISSUED FOR BID	01/19/2021
A2-903	FURNITURE SCHEDULE THIRD FLOOR	3	ISSUED FOR BID	01/19/2021
A2-904	FURNITURE SCHEDULE MS iLAB	3	ISSUED FOR BID	01/19/2021
A2-905	FURNITURE SCHEDULE MS iLAB	3	ISSUED FOR BID	01/19/2021
A2-906	FURNITURE SCHEDULE MS iLAB	3	ISSUED FOR BID	01/19/2021
A2-907	FURNITURE SCHEDULE HS ENTRY	3	ISSUED FOR BID	01/19/2021
A2-910	FIRST FLOOR FURNITURE PLAN	3	ISSUED FOR BID	01/19/2021
A2-911	SECOND FLOOR FURNITURE PLAN	3	ISSUED FOR BID	01/19/2021
A2-912	THIRD FLOOR FURNITURE PLAN	3	ISSUED FOR BID	01/19/2021
A2-920	FURNITURE FLOOR PLAN - THIRD FLOOR LEARNING COMMUNITY & HS ENTRANCE	3	ISSUED FOR BID	01/19/2021
A2-921	FURNITURE FLOOR PLAN - MS iLAB	3	ISSUED FOR BID	01/19/2021
A2-922	FURNITURE DETAIL - MS iLAB - TALL CABINET STORAGE WITH MOBILE CARTS A	3	ISSUED FOR BID	01/19/2021
A2-923	FURNITURE DETAIL - MS iLAB - TALL CABINET STORAGE	3	ISSUED FOR BID	01/19/2021
A2-924	FURNITURE DETAIL - MS iLAB - SINK BASE	3	ISSUED FOR BID	01/19/2021
A2-925	FURNITURE DETAIL - THIRD FLOOR WALL - STORAGE CUBBIES	3	ISSUED FOR BID	01/19/2021
A2-926	FURNITURE DETAIL - THIRD FLOOR - OPEN BOOTH SEATING	3	ISSUED FOR BID	01/19/2021
A2-927	FURNITURE DETAIL - THIRD FLOOR STORAGE CABINET	3	ISSUED FOR BID	01/19/2021
A2-928	FURNITURE DETAIL- CAVE SPACE	3	ISSUED FOR BID	01/19/2021
S2-000	GENERAL NOTES	3	ISSUED FOR BID	01/19/2021
S2-001	SCOPE OF WORK	3	ISSUED FOR BID	01/19/2021
S2-002	SCOPE OF WORK	3	ISSUED FOR BID	01/19/2021
S2-003	SCOPE OF WORK	3	ISSUED FOR BID	01/19/2021
S2-100	OVERALL FIRST FLOOR PLAN	3	ISSUED FOR BID	01/19/2021
S2-101	OVERALL SECOND FLOOR PLAN	3	ISSUED FOR BID	01/19/2021
S2-102	OVERALL THIRD FLOOR PLAN	3	ISSUED FOR BID	01/19/2021
S2-103	OVERALL ROOF PLAN	3	ISSUED FOR BID	01/19/2021
S2-110	MIDDLE SCHOOL ENTRANCE PLANS	3	ISSUED FOR BID	01/19/2021
S2-120	ELEVATOR FRAMING PLANS	3	ISSUED FOR BID	01/19/2021
S2-130	HIGH SCHOOL ENTRANCE PLANS	3	ISSUED FOR BID	01/19/2021
S2-140	ROOF FRAMING REINFORCEMENT PLANS	3	ISSUED FOR BID	01/19/2021
S2-141	ROOF FRAMING REINFORCEMENT PLAN	3	ISSUED FOR BID	01/19/2021
S2-200	TYPICAL FOUNDATION DETAILS	3	ISSUED FOR BID	01/19/2021
S2-300	TYPICAL MASONRY DETAILS	3	ISSUED FOR BID	01/19/2021
S2-301	MASONRY DETAILS	3	ISSUED FOR BID	01/19/2021
S2-400	TYPICAL STEEL DETAILS	3	ISSUED FOR BID	01/19/2021
S2-401	TYPICAL STEEL DETAILS	3	ISSUED FOR BID	01/19/2021
H2-101	HIGH SCHOOL & MIDDLE SCHOOL PART BASEMENT PART PLANS, LEGEND AND NOTES	3	ISSUED FOR BID	01/19/2021
H2-102	HIGH SCHOOL & MIDDLE SCHOOL PART FIRST FLOOR PLAN	3	ISSUED FOR BID	01/19/2021
H2-103	HIGH SCHOOL & MIDDLE SCHOOL PART FIRST FLOOR PLAN	3	ISSUED FOR BID	01/19/2021
H2-104	HIGH SCHOOL & MIDDLE SCHOOL PART FIRST FLOOR PLAN	3	ISSUED FOR BID	01/19/2021
H2-105	HIGH SCHOOL & MIDDLE SCHOOL PART FIRST FLOOR PLAN	3	ISSUED FOR BID	01/19/2021
H2-106	HIGH SCHOOL & MIDDLE SCHOOL PART SECOND FLOOR PLAN	3	ISSUED FOR BID	01/19/2021
H2-107	HIGH SCHOOL & MIDDLE SCHOOL PART SECOND FLOOR PLAN	3	ISSUED FOR BID	01/19/2021
H2-108	HIGH SCHOOL & MIDDLE SCHOOL PART SECOND FLOOR PLAN	3	ISSUED FOR BID	01/19/2021
H2-109	HIGH SCHOOL & MIDDLE SCHOOL PART SECOND FLOOR PLAN	3	ISSUED FOR BID	01/19/2021
H2-110	HIGH SCHOOL & MIDDLE SCHOOL PART THIRD FLOOR PLAN	3	ISSUED FOR BID	01/19/2021
H2-201	HIGH SCHOOL & MIDDLE SCHOOL PART BASEMENT PLANS AND BOILER PIPING DIAGRAM	3	ISSUED FOR BID	01/19/2021
H2-202	HIGH SCHOOL & MIDDLE SCHOOL PART FIRST FLOOR PLAN	3	ISSUED FOR BID	01/19/2021
H2-203	HIGH SCHOOL & MIDDLE SCHOOL PART FIRST FLOOR PLAN	3	ISSUED FOR BID	01/19/2021
H2-204	HIGH SCHOOL & MIDDLE SCHOOL PART FIRST FLOOR PLAN	3	ISSUED FOR BID	01/19/2021
H2-205	HIGH SCHOOL & MIDDLE SCHOOL PART FIRST FLOOR PLAN	3	ISSUED FOR BID	01/19/2021
H2-206	HIGH SCHOOL & MIDDLE SCHOOL PART FIRST FLOOR PLAN	3	ISSUED FOR BID	01/19/2021
H2-207	HIGH SCHOOL & MIDDLE SCHOOL PART SECOND FLOOR PLAN	3	ISSUED FOR BID	01/19/2021
H2-208	HIGH SCHOOL & MIDDLE SCHOOL PART SECOND FLOOR AND ATTIC PLAN	3	ISSUED FOR BID	01/19/2021
H2-209	HIGH SCHOOL & MIDDLE SCHOOL PART SECOND FLOOR PLAN	3	ISSUED FOR BID	01/19/2021
H2-210	HIGH SCHOOL & MIDDLE SCHOOL PART SECOND FLOOR PLAN	3	ISSUED FOR BID	01/19/2021
H2-211	HIGH SCHOOL & MIDDLE SCHOOL THIRD FLOOR PLAN	3	ISSUED FOR BID	01/19/2021
H2-212	HIGH SCHOOL & MIDDLE SCHOL PART ROOF PLAN	3	ISSUED FOR BID	01/19/2021
H2-301	HIGH SCHOOL & MIDDLE SCHOOL SCHEDULE	3	ISSUED FOR BID	01/19/2021
H2-302	HIGH SCHOOL & MIDDLE SCHOOL SCHEDULE	3	ISSUED FOR BID	01/19/2021
H2-401	HIGH SCHOOL & MIDDLE SCHOOL DETAILS	3	ISSUED FOR BID	01/19/2021
H2-402	HIGH SCHOOL & MIDDLE SCHOOL DETAILS	3	ISSUED FOR BID	01/19/2021
H2-403	HIGH SCHOOL & MIDDLE SCHOOL DETAILS	3	ISSUED FOR BID	01/19/2021
P2-101	HIGH SCHOOL & MIDDLE SCHOOL LEGEND, SCHEDULE, NOTES, FIRST AND SECOND FLOOR PLANS	3	ISSUED FOR BID	01/19/2021
P2-201	HIGH SCHOOL & MIDDLE SCHOOL PART BASEMENT FLOOR PLAN, ROOF PLAN AND DETAILS	3	ISSUED FOR BID	01/19/2021
P2-202	HIGH SCHOOL & MIDDLE SCHOOL FIRST, SECOND & THIRD FLOOR PLANS	3	ISSUED FOR BID	01/19/2021
P2-203	HIGH SCHOOL & MIDDLE SCHOOL FIRST FLOOT PART PLAN	3	ISSUED FOR BID	01/19/2021
P2-204	HIGH SCHOOL & MIDDLE SCHOOL FIRSTAND SECOND FLOOR PLANS	3	ISSUED FOR BID	01/19/2021
E2-001	LEGENDS ABBREVIATIONS AND NOTES	3	ISSUED FOR BID	01/19/2021
E2-101	HIGH SCHOOL & MIDDLE SCHOOL PART FIRST FLOOR REMOVAL PLAN	3	ISSUED FOR BID	01/19/2021
E2-102	HIGH SCHOOL & MIDDLE SCHOOL PART FIRST FLOOR REMOVAL PLAN	3	ISSUED FOR BID	01/19/2021
E2-103	HIGH SCHOOL & MIDDLE SCHOOL PART FIRST FLOOR REMOVAL PLAN	3	ISSUED FOR BID	01/19/2021
E2-104	HIGH SCHOOL & MIDDLE SCHOOL PART FIRST FLOOR REMOVAL PLAN	3	ISSUED FOR BID	01/19/2021
E2-105	HIGH SCHOOL & MIDDLE SCHOOL PART SECOND FLOOR REMOVAL PLAN	3	ISSUED FOR BID	01/19/2021
E2-106	HIGH SCHOOL & MIDDLE SCHOOL PART SECOND FLOOR REMOVAL PLAN	3	ISSUED FOR BID	01/19/2021
E2-107	HIGH SCHOOL & MIDDLE SCHOOL PART THIRD FLOOR REMOVAL PLAN	3	ISSUED FOR BID	01/19/2021
E2-108	HIGH SCHOOL & MIDDLE SCHOOL EXTERIOR REMOVAL PLAN	3	ISSUED FOR BID	01/19/2021
E2-201	HIGH SCHOOL & MIDDLE SCHOOL PART FIRST FLOOR LIGHTING PLAN	3	ISSUED FOR BID	01/19/2021
E2-202	HIGH SCHOOL & MIDDLE SCHOOL PART FIRST FLOOR LIGHTING PLAN	3	ISSUED FOR BID	01/19/2021
E2-203	HIGH SCHOOL & MIDDLE SCHOOL PART FIRST FLOOR LIGHTING PLAN	3	ISSUED FOR BID	01/19/2021
E2-204	HIGH SCHOOL & MIDDLE SCHOOL PART FIRST FLOOR LIGHTING PLAN	3	ISSUED FOR BID	01/19/2021
E2-205	HIGH SCHOOL & MIDDLE SCHOOL PART SECOND FLOOR LIGHTING PLAN	3	ISSUED FOR BID	01/19/2021
E2-206	HIGH SCHOOL & MIDDLE SCHOOL PART THIRD FLOOR LIGHTING PLAN	3	ISSUED FOR BID	01/19/2021
E2-207	HIGH SCHOOL & MIDDLE SCHOOL EXTERIOR EMERGENCY LIGHTING PLAN	3	ISSUED FOR BID	01/19/2021
E2-301	HIGH SCHOOL & MIDDLE SCHOOL PART FIRST FLOOR POWER & FIRE ALARM PLAN	3	ISSUED FOR BID	01/19/2021
E2-302	HIGH SCHOOL & MIDDLE SCHOOL PART FIRST FLOOR POWER & FIRE ALARM PLAN	3	ISSUED FOR BID	01/19/2021
E2-303	HIGH SCHOOL & MIDDLE SCHOOL PART FIRST FLOOR POWER & FIRE ALARM PLAN	3	ISSUED FOR BID	01/19/2021
E2-304	HIGH SCHOOL & MIDDLE SCHOOL PART FIRST FLOOR POWER & FIRE ALARM PLAN	3	ISSUED FOR BID	01/19/2021
E2-305	HIGH SCHOOL & MIDDLE SCHOOL PART SECOND FLOOR POWER & FIRE ALARM PLAN	3	ISSUED FOR BID	01/19/2021
E2-306	HIGH SCHOOL & MIDDLE SCHOOL PART SECOND FLOOR POWER & FIRE ALARM PLAN	3	ISSUED FOR BID	01/19/2021
E2-307	HIGH SCHOOL & MIDDLE SCHOOL PART SECOND FLOOR POWER & FIRE ALARM PLAN	3	ISSUED FOR BID	01/19/2021
E2-308	HIGH SCHOOL & MIDDLE SCHOOL PART SECOND FLOOR POWER & FIRE ALARM PLAN	3	ISSUED FOR BID	01/19/2021
E2-309	HIGH SCHOOL & MIDDLE SCHOOL PART THIRD FLOOR & BASEMENT POWER AND FA PLAN	3	ISSUED FOR BID	01/19/2021
E2-310	HIGH SCHOOL & MIDDLE SCHOOL ROOF POWER AND FA PLAN	3	ISSUED FOR BID	01/19/2021
E2-311	HIGH SCHOOL & MIDDLE SCHOOL ELECTRICAL CONDUIT ROUTING	3	ISSUED FOR BID	01/19/2021
E2-312	HIGH SCHOOL & MIDDLE SCHOOL EXTERIOR PLAN	3	ISSUED FOR BID	01/19/2021
E2-501	HIGH SCHOOL & MIDDLE SCHOOL PART ELECTRICAL RISER	3	ISSUED FOR BID	01/19/2021
E2-502	HIGH SCHOOL & MIDDLE SCHOOL FIRE ALARM AND PA RISER	3	ISSUED FOR BID	01/19/2021
E2-601	HIGH SCHOOL & MIDDLE SCHOOL ELECTRICAL SCHEDULES	3	ISSUED FOR BID	01/19/2021
E2-602	HIGH SCHOOL & MIDDLE SCHOOL ELECTRICAL SCHEDULES	3	ISSUED FOR BID	01/19/2021
E2-701	ELECTRICAL DETAILS	3	ISSUED FOR BID	01/19/2021
E2-702	ELECTRICAL DETAILS	3	ISSUED FOR BID	01/19/2021
AVE2-001	AUDIOVISUAL KEYS, NOTES AND SCHEDULES	3	ISSUED FOR BID	01/19/2021
AVE2-101	AUDIOVISUAL PLAN - THIRD FLOOR	3	ISSUED FOR BID	01/19/2021
AVE2-102	AUDIOVISUAL PLAN - iLAB	3	ISSUED FOR BID	01/19/2021
AVE2-111	AUDIOVISUAL RCP - THIRD FLOOR	3	ISSUED FOR BID	01/19/2021
AVE2-112	AUDIOVISUAL RCP - iLAB	3	ISSUED FOR BID	01/19/2021
AVE2-201	HEARING LOOP SYSTEM LOOP WIRE LAYOUTS AND DIAGRAMS - iLAB	3	ISSUED FOR BID	01/19/2021
AVE2-202	HEARING LOOP SYSTEM LOOP WIRE LAYOUTS AND DIAGRAMS - THIRD FLOOR	3	ISSUED FOR BID	01/19/2021

LIST OF DRAWINGS TO BE PRINTED IN COLOR

T2-001 - TITLE SHEET

X2-101 - FIRST FLOOR CODE COMPLIANCE PLAN

X2-102 - SECOND FLOOR CODE COMPLIANCE PLAN

X2-103 - THIRD FLOOR CODE COMPLIANCE PLAN

X2-120 - HIGH SCHOOL ENTRY and MS iLAB CODE COMPLIANCE PLAN

X2-121 - THIRD FLOOR LEARNING COMMUNITY CODE COMPLIANCE PLAN

D2-101 - FIRST FLOOR DEMOLITION PLAN

D2-102 - SECOND FLOOR DEMOLITION PLAN

D2-103 - THIRD FLOOR DEMOLITION PLAN

D2-201 - EXTERIOR DEMOLITION ELEVATIONS

D2-202 - EXTERIOR DEMOLITION ELEVATIONS

D2-203 - EXTERIOR DEMOLITION ELEVATIONS

A2-350 - ELEVATOR DEMOLITION AND FLOOR PLANS

A2-501 - MIDDLE SCHOOL ENTRANCE DEMOLITION PLAN, FLOOR PLAN, REFLECTED CEILING PLAN AND FLOOR FINISH PLAN

A2-503 - NEW STAFF OFFICES DEMOLITION PLAN AND FLOOR PLAN

A2-505 - MIDDLE SCHOOL OFFICE SUITE DEMOLITION PLAN AND REFLECTED CEILING PLAN

A2-506 - ENLARGED FIRST FLOOR CLASSROOM DEMOLITION PLAN AND FLOOR PLAN

A2-507 - ENLARGED SECOND FLOOR CLASSROOM DEMOLITION PLAN AND FLOOR PLAN

A2-511 - HIGH SCHOOL ENTRANCE PLANS

A2-515 - THIRD FLOOR LEARNING COMMUNITY DEMO DRAWINGS

A2-517 - THIRD FLOOR POWER AND TECHNOLOGY PLAN

A2-522 - MS i-LAB DEMO PLAN AND FLOOR PLAN

A2-523 - MS i-LAB POWER AND TECHNOLOGY PLAN

A2-531 - ENLARGED TOILET PLANS, ELEVATIONS & FINISHES

A2-534 - ENLARGED TOILET PLANS, ELEVATIONS & FINISHES

A2-536 - ENLARGED TOILET PLANS, ELEVATIONS & FINISHES

A2-700 - FINISH SCHEDULE & LEGEND

AVE2-202 - HEARING LOOP SYSTEM LOOP WIRE LAYOUTS AND DIAGRAMS - iLAB

AVE2-212 - HEARINGLOOP SYSTEM LOOP WIRE LAYOUTS AND DIAGRAMS - THIRD FLOOR

BID PROJECTS

PROJECT 1: ALL WORK NOT INCLUDED IN PROJECTS 2, 3 & 4 LISTED BELOW

PROJECT 2: MIDDLE SCHOOL I-LAB & UPGRADE TO 2ND FLOOR MECHANICAL ROOM INCLUDING 1ST FLOOR GUIDANCE CEILING WORK

PROJECT 3: NEW ELEVATOR & 3RD FLOOR LEARNING COMMONS

PROJECT 4: MIDDLE SCHOOL MASONRY RESTORATION AND ROOF REPLACEMENT

ALTERNATE 4A: MIDDLE SCHOOL MASONRY RESTORATION - TOWER VENEER REPLACEMENT & NEW WINDOWS

TYPICAL ARCHITECTURAL ABBREVIATIONS

AC	AIR CONDITIONING	MTL	METAL
AFF	ABOVE FINISH FLOOR	MIN	MINIMUM
ALUM	ALUMINUM	MTD	MOUNTED
B/W	BETWEEN	N/A	NOT APPLICABLE
CLG	CEILING	NO	NUMBER
CMT	CERAMIC MOSAIC TILE	NOM	NOMINAL
CONT	CONTINUOUS	NTS	NOT TO SCALE
CJ	CONTROL JOINT	NIC	NOT IN CONTRACT
DR	DOOR	OC	ON CENTER
ELEV	ELEVATION	OH	OVERHEAD
ETR	EXISTING TO REMAIN	PLAM	PLASTIC LAMINATE
EW	EACH WAY	PL	PLATE
EWC	ELECTRIC WATER COOLER	PREFAB	PREFABRICATED
EQ	EQUAL	PT	PRESSURE TREATED
EXIST	EXISTING	PTD	PAINTED
FIN	FINISH	QTY	QUANTITY
FACP	FIRE ALARM CONTROL PANEL	REIN	REINFORCED
FE	FIRE EXTINGUISHER	SS	STAINLESS STEEL
FEC	FIRE EXTINGUISHER CABINET	THK	THICK
FD	FLOOR DRAIN	THR	THRESHOLD
GALV	GALVANIZED	T&B	TOP AND BOTTOM
GC	GENERAL CONTRACTOR	TYP	TYPICAL
GWB	GYPSUM WALLBOARD	U.N.O.	UNLESS NOTED OTHERWISE
HC	HANDICAPPED	VCT	VINYL COMPOSITION TILE
HM	HOLLOW METAL	VERT	VERTICAL
HORIZ	HORIZONTAL	WC	WATER CLOSET
ISA	INTERNATIONAL SYMBOL OF ACCESSIBILITY	WD	WOOD
LAV	LAVATORY	WWF	WELDED WIRE FABRIC
MAX	MAXIMUM	W/	WITH

LEGEND

000 ROOM NAME SQ. FT — ROOM TAG

000X — DOOR TAG

1A — WINDOW TYPE

1A — WALL TYPE

1A — SPECIALITY EQUIPMENT

1 TITLE 1/8" = 1'-0" — DRAWING TITLE, SCALE OF DRAWING, DETAIL NUMBER

00 / 00 A-1.1 00 / 00 — EXTERIOR ELEVATION TAG

00 / 00 A-1.1 00 / 00 — INTERIOR ELEVATION TAG

00 / A-1.1 — CALL OUT SYMBOL

00 / A-1.1 — SECTION SYMBOL

NAME / ELEVATION — LEVEL TAG

LOCATION DRAWING

Geddis Architects
Architecture. Planning. Interiors
71 Old Post Road
P.O. Box 1020
Southport, CT 06890
(203) 256-8700

Fielding International
Transforming Education by Design
259 Water Street Suite 1L
Warren , RI 02885 USA
+1 401-289-2789

BARILE GALLAGHER & ASSOCIATES
CONSULTING ENGINEERS
39 MARBLE AVENUE PLEASANTVILLE, NY 10570
914.328.6060 General@BGA-Eng.com www.BGA-Eng.com

Construction Manager
SAVIN ENGINEERS, P.C.
3 Campus Drive
Pleasantville, NY 10570
914-769-3200

Structural Engineer
ODEH ENGINEERS
1223 Mineral Spring Ave
North Providence, RI 02904
401-724-1771

Civil Engineer
WESTON & SAMPSON
1 Winners Circle, Suite 130
Albany, NY 12205
518-463-4400

Roof Consultant
WATSKY ASSOCIATES INC.
20 Madison Ave
Valhalla, NY 10595
914-948-3450

Acoustic Consultant
DP DESIGN
12 Cold Spring Street
Providence, RI
401-861-3218

AV Consultant
CAVANAUGH TOCCI
327 F Boston Post Road
Sudbury, MA 01776-3027
978-443-7871

SED #: 6618-0001-0005-032

PROJECT

Rye City School District

555 Theodore Fremd Ave, Rye, NY 10580

Rye High School & Middle School

1 Parsons Street, Rye, New York 10580

TITLE SHEET - PHASE 2

PROJECTS 1, 2, 3 & 4

SEAL & SIGNATURE

DATE: 09/15/20
PROJECT No: 9200
DRAWING BY: Author
CHK BY: Checker
DWG No: T2-001

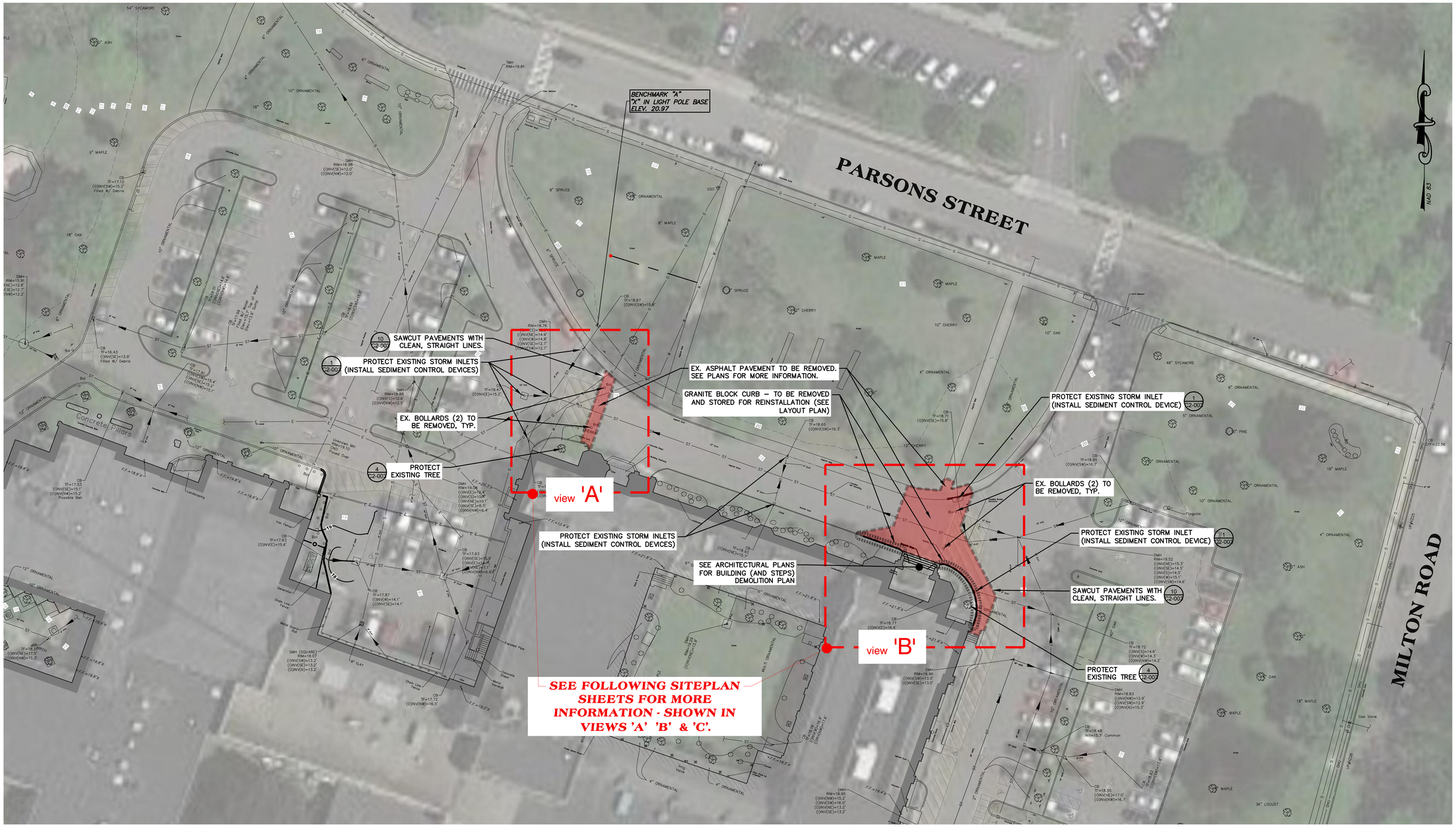

1 EXISTING CONDITIONS AND DEMOLITION PLAN

SCALE: BAR SCALE

0' 10' 20' 40'

SCALE: 1" = 20'-0"

NOTES:

1. THE CONTRACTOR SHALL CONSULT ALL OF THE DRAWINGS AND SPECIFICATIONS FOR COORDINATION REQUIREMENTS BEFORE COMMENCING CONSTRUCTION AND COORDINATE WITH OTHERS AS REQUIRED, INCLUDING DAILY OPERATIONS OF SCHOOL CAMPUS.
2. THE LOCATION OF UNDERGROUND UTILITIES SHOWN ON THIS PLAN ARE FOR INFORMATION ONLY, AND ALL UTILITIES MAY NOT BE SHOWN. THE CONTRACTOR SHALL CONTACT U.F.P.O. (1-800-962-7962) AND THE PROPER LOCAL AUTHORITIES OR RESPECTIVE UTILITY COMPANY HAVING JURISDICTION TO CONFIRM THE LOCATION OF ALL EXISTING UTILITIES BEFORE COMMENCING WORK. CARE SHOULD BE TAKEN IN ALL EXCAVATIONS DUE TO THE POSSIBLE EXISTENCE OF UNRECORDED UTILITIES. ANY COSTS INCURRED BY THE CONTRACTOR DUE TO FAILURE TO CONTACT THE PROPER AUTHORITIES SHALL BECOME THE RESPONSIBILITY OF THE CONTRACTOR.
3. THE CONTRACTOR SHALL VERIFY ALL EXISTING INFORMATION ON SITE. ANY DISCREPANCIES BETWEEN PLANS AND ACTUAL CONDITIONS SHALL BE IMMEDIATELY COMMUNICATED TO THE OWNER'S REPRESENTATIVE. THE CONTRACTOR SHALL BE RESPONSIBLE FOR VERIFYING ALL EXISTING GRADES IN THE FIELD PRIOR TO THE COMMENCEMENT OF ANY WORK. FIELD VERIFICATIONS SHALL BE PERFORMED THROUGHOUT ALL AREAS OF NEW CONSTRUCTION. THIS FIELD VERIFICATION IS IMPERATIVE TO ENSURE THAT THERE ARE NO DISCREPANCIES BETWEEN THE SITE SURVEY AND WHAT HAS BEEN VERIFIED. IF DISCREPANCIES DO EXIST, THE CONTRACTOR SHALL BE RESPONSIBLE FOR NOTIFYING THE ARCHITECT/OWNER'S REPRESENTATIVE, IMMEDIATELY, AND PRIOR TO ANY CONSTRUCTION, SO NECESSARY ADJUSTMENTS AND/OR MODIFICATIONS CAN BE MADE TO ACCOMMODATE THESE DISCREPANCIES. ANY FAILURE TO VERIFY THE GRADES PRIOR TO CONSTRUCTION SHALL BE AT THE RISK AND COST OF THE CONTRACTOR.
4. THE CONTRACTOR SHALL PROVIDE STAKED LAYOUT OF PROPOSED IMPROVEMENTS FOR THE ARCHITECT/OWNER'S REPRESENTATIVE REVIEW AND APPROVAL BEFORE COMMENCING WITH ANY GROUND DISTURBANCE.
5. THE CONTRACTOR SHALL VERIFY PROPOSED GRADES PRIOR TO CONSTRUCTION AND REPORT ANY DISCREPANCIES TO THE OWNER'S REPRESENTATIVE.
6. THE CONTRACTOR SHALL BE RESPONSIBLE FOR SECURING ALL PERMITS FOR THE WORK FROM ANY UTILITY COMPANIES OR OTHER GOVERNING BODIES HAVING JURISDICTION OVER THE WORK OUTLINED IN THESE DRAWINGS.
7. THE CONTRACTOR SHALL ESTABLISH PERMANENT SECONDARY BENCHMARKS, IF NEEDED, PRIOR TO THE START OF CONSTRUCTION. ALL SECONDARY BENCHMARKS SHALL BE SO LOCATED THAT THEY WILL NOT BE DISTURBED BY CONSTRUCTION.
8. THE CONTRACTOR SHALL MAINTAIN ALL POINTS OF CONSTRUCTION INGRESS AND EGRESS TO PREVENT TRACKING OR MOVEMENT OF SEDIMENT OR DEBRIS ONTO PUBLIC ROADS.
9. THE CONTRACTOR SHALL PROVIDE DUST AND EROSION/SEDIMENT CONTROL AS PER SPECIFICATIONS AND/OR AS APPROVED BY THE ARCHITECT/OWNER'S REPRESENTATIVE.
10. THE CONTRACTOR SHALL INSTALL SILT FENCE(S) PRIOR TO ANY SOIL DISTURBANCE. THE CONTRACTOR SHALL INSTALL AND REGULARLY MAINTAIN, AS REQUIRED, ANY AND ALL SILTATION CONTROL MEASURES AND MONITOR THE CONTROL DEVICES AT LEAST ONCE A WEEK TO ENSURE THEIR EFFECTIVENESS.
11. ALL ITEMS REQUIRING REMOVAL SHALL BE REMOVED TO FULL DEPTH AND LENGTH AS APPLICABLE. REMOVE TREE ROOTS TO 24" DEPTH BELOW FINISHED GRADE (MINIMUM). ITEMS NOT SPECIFICALLY IDENTIFIED THAT INTERFERE WITH NEW CONSTRUCTION MUST ALSO BE REMOVED. ALL REFUSE, DEBRIS AND MISCELLANEOUS ITEMS TO BE REMOVED SHALL BE LEGALLY DISPOSED OF OFF-SITE BY THE CONTRACTOR.
12. ANY AREA OUTSIDE THE LIMIT OF WORK THAT IS DISTURBED SHALL BE RESTORED TO ITS ORIGINAL CONDITION AT NO COST TO THE OWNER.
13. THE CONTRACTOR SHALL BE RESPONSIBLE FOR REPAIRING ALL AREAS DISTURBED AND/OR DAMAGED FROM CONSTRUCTION ACTIVITIES INCLUDING, BUT NOT LIMITED TO, LAWNS, WALKS, PAVEMENTS, ETC.. IT IS EXPECTED THAT THE CONTRACTOR SHALL MAKE PHOTO LOGS OF ALL EXISTING SITE CONDITIONS PRIOR TO CONSTRUCTION FOR HIS/HER RECORDS.
14. FIND/PROTECT EXISTING UNDERGROUND UTILITIES THAT CROSS THROUGH PROJECT AREA. NOTIFY OWNER AND ENGINEER IMMEDIATELY UPON FINDING ANY DISCREPANCIES WITH SURVEY.
15. SAWCUT/DEMOLISH EXISTING PAVEMENTS AS SHOWN. DISPOSE OF MATERIALS OFF-SITE IN ACCORDANCE WITH ALL REGULATIONS.
16. DEMOLISH AND REMOVE (OR ABANDON IN-PLACE IF ACCEPTABLE TO ENGINEER) EXISTING UTILITIES (ABOVE AND BELOW GRADE) IN ACCORDANCE WITH ALL REGULATIONS.
17. DEMOLISH ALL EXISTING SITE IMPROVEMENTS AS REQUIRED TO ALLOW PROJECT CONSTRUCTION. DISPOSE OF MATERIALS OFF-SITE IN ACCORDANCE WITH ALL REGULATIONS.
18. PROVIDE ALL REQUIRED EROSION CONTROL MEASURES / PROTECT ALL STORM INLETS FROM SEDIMENT DEPOSITION DURING CONSTRUCTION, AS SHOWN ON GRADING & EROSION & SEDIMENT CONTROL PLAN.
19. CONTRACTOR SHALL COORDINATE WITH OWNER AND CONSTRUCTION MANAGER ON LIMITS OF WORK AND CONTRACTOR ACCESS AND USE AREAS, SUCH AS MATERIAL STORAGE, TEMPORARY PARKING, ETC. CONTRACTOR SHALL PROVIDE PROTECTION FOR ALL SITE USERS FROM CONSTRUCTION OPERATIONS / HAZARDS. PROVIDE SAFE AND EMERGENCY ACCESS TO THE PROJECT SITE AT ALL TIMES.

Revision Schedule

No.	Description	Date
	ISSUED FOR BID	2021/01/19

Geddis Architects
Architecture. Planning. Interiors
71 Old Post Road
P.O. Box 1020
Southport, CT 06890
(203) 256-8700

Fielding International
Transforming Education by Design
259 Water Street Suite 1L
Warren , RI 02885 USA
+1 401-289-2789

Construction Manager
SAVIN ENGINEERS, P.C.
3 Campus Drive
Pleasantville, NY 10570
914-769-3200

Structural Engineer
ODEH ENGINEERS
1223 Mineral Spring Ave
North Providence, RI 02904
401-724-1771

Civil Engineer
WESTON & SAMPSON
1 Winners Circle, Suite 130
Albany, NY 12205
518-463-4400

MEP Engineer
BARILE GALLAGHER & ASSOCIATES
CONSULTING ENGINEERS
39 Marble Avenue, 2nd Floor
Pleasantville, NY 10570
914-328-6060

Acoustic Consultant
DP DESIGN
12 Cold Spring Street
Providence, RI
401-861-3218

AV Consultant
CAVANAUGH TOCCI
327 F Boston Post Road
Sudbury, MA 01776-3027
978-443-7871

SED #: 66180001-0005-032

PROJECT

Rye City School District

555 Theodore Fremd Ave, Rye, NY 10580

Rye High School & Middle School

1 Parsons Street, Rye, New York 10580

HIGH SCHOOL ENTRANCE

EXISTING CONDITIONS & DEMOLITION SITEPLAN

PROJECT 1

SEAL & SIGNATURE

STATE OF NEW YORK · JEFFREY FRANCIS BRUNO · 087888 · LICENSED PROFESSIONAL ENGINEER

DATE:	11/07/19
PROJECT No:	9200
DRAWING BY:	KSK
CHK BY:	JFB
DWG No:	C2-001

1 FILL VOIDS BELOW PAVEMENT SURFACE FROM REMOVED (EXISTING) BOLLARDS WITH STRUCTURAL FILL AND COMPACT TO 95%.

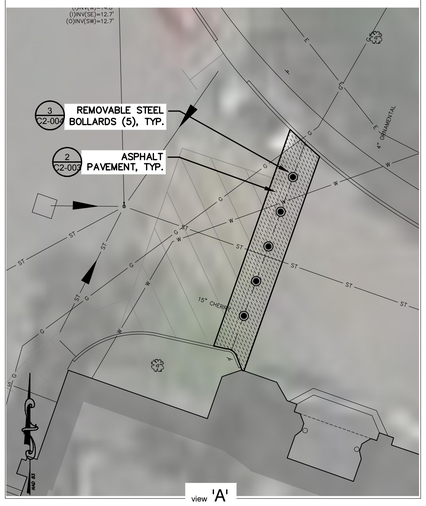

PLANTING SCHEDULE

KEY	BOTANIC NAME	COMMON NAME	QUANT.	SIZE	REMARKS
TREES					
GB	GINKGO BILOBA 'FASTIGIATA BLAGON' GOLDSPIRE	GOLDSPIRE COLUMNAR GINKGO	2	6" – 7' TALL	B&B, FULL BRANCHING, MATCHED
SHRUBS					
TM	TAXUS X MEDIA DENSIFORMIS	DENSE SPREADING YEW	14	3 GAL.	CONTAINER

1 SEE ARCHITECTURAL PLANS FOR LAYOUT OF BUILDING MODIFICATIONS AND ALL WORK ASSOCIATED WITH THE PROPOSED STEPS, STONEWORK, HANDRAILS, FOUNDATIONS, ETC...

2 FILL VOIDS BELOW PAVEMENT SURFACE FROM REMOVED (EXISTING) BOLLARDS WITH STRUCTURAL FILL AND COMPACT TO 95%.

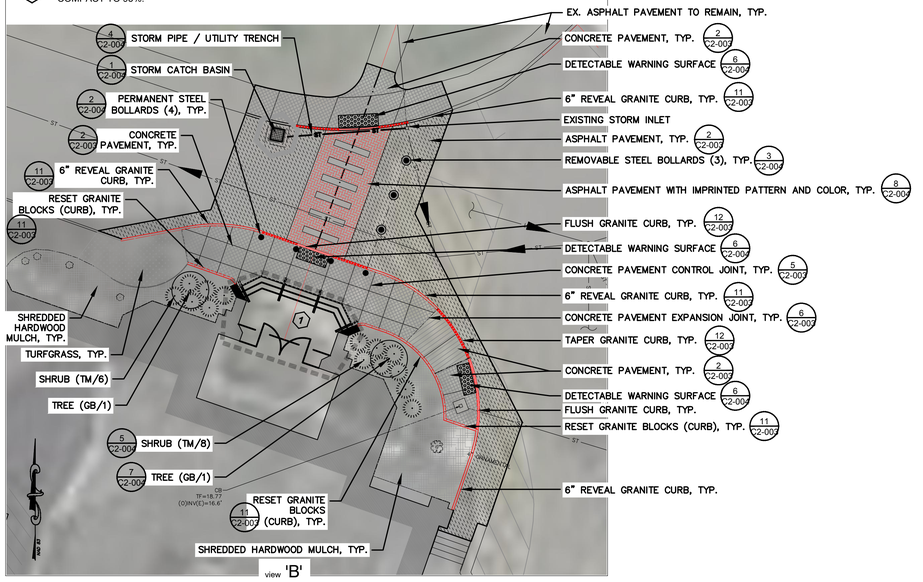

1 SITE PLAN - MATERIALS AND PLANTING

SCALE: BAR SCALE

0' 5' 10' 20'
SCALE: 1" = 10'-0"

1 RAISE FINISHED GRADES WITH TOPSOIL TO ENSURE THERE IS NO GREATER THAN 18" REVEAL FROM FINISHED GRADE TO TOP OF STONE. BLEND NEW LANDSCAPE BED/LAWN INTO EXISTING SMOOTHLY.

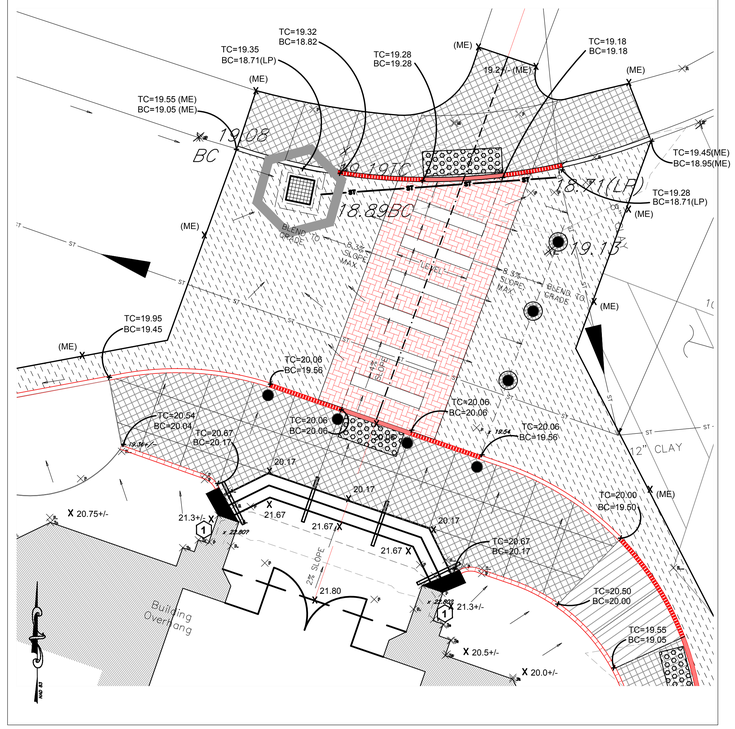

2 SITE PLAN - GRADING ENLARGEMENT AT HIGH SCHOOL ENTRANCE

SCALE: BAR SCALE

0' 2.5' 5' 10'
SCALE: 1" = 5'-0"

1 LAYOUT LINE 1 - CENTERLINE OF EXISTING DOORS/STEPS EXTENDED OUTWARD AT 90 DEGREES FROM THE FRONT BUILDING FACADE.

2 BOLLARD PLACEMENT NEAR EXISTING CURBS SHOULD PRECLUDE VEHICULAR ACCESS. SPACE ACCORDINGLY.

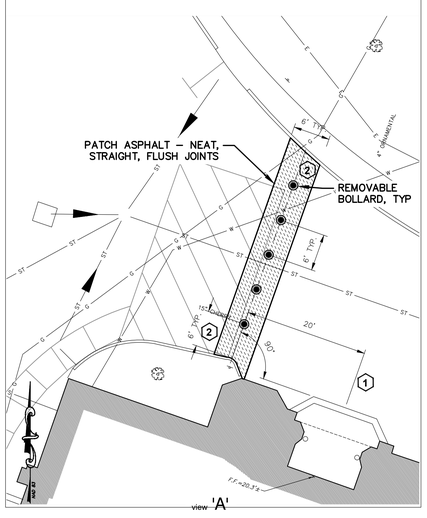

1 LAYOUT LINE 1 - CENTERLINE OF PROPOSED DOORS EXTENDED OUTWARD AT 90 DEGREES FROM THE FRONT BUILDING FACADE - TO THE PROPOSED CURB FACE.

2 LAYOUT LINE 2 - CENTERLINE OF EXISTING ASPHALT PATH FROM PARSONS STREET TOWARD BUILDING ENTRANCE.

3 LAYOUT LINE 3 - CENTERLINE OF CROSSWALK (CONNECTS CENTERLINE 1 AND 2 LISTED ABOVE) AND IS NOT PERPENDICULAR TO PROPOSED CURBFACE. PROPOSED REMOVABLE BOLLARDS ARE PARALLEL TO THIS CENTERLINE.

4 SEE ARCHITECTURAL PLANS FOR LAYOUT OF BUILDING MODIFICATIONS AND ALL WORK ASSOCIATED WITH THE PROPOSED STEPS, STONEWORK, HANDRAILS, ETC...

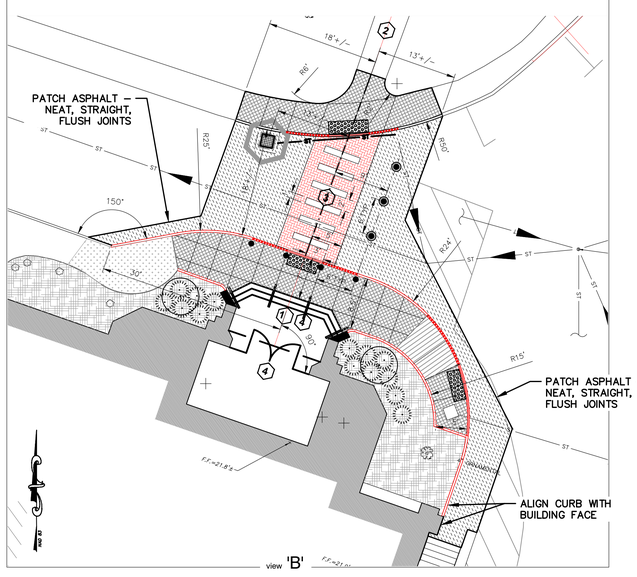

3 SITE PLAN - LAYOUT

SCALE: BAR SCALE

0' 5' 10' 20'
SCALE: 1" = 10'-0"

1 ENSURE THE TOP OF THE CONCRETE FOOTING FOR EACH REMOVABLE BOLLARD IS FLUSH WITH THE PROPOSED ROADWAY GRADES TO PROVIDE A UNIFORMLY SMOOTH SURFACE FOR MAINTENANCE (SNOW PLOWING, ETC). ENSURE BOLLARD GRADE IS NOT IN A LOW POINT, PROVIDE SLOPE AWAY TOWARD STORM INLETS OR DRAINAGE PATTERNS.

2 ENSURE SMOOTH TRANSITIONS BETWEEN EXISTING AND PROPOSED PAVEMENT GRADES - "MATCH EXISTING" (ME). NO ABRUPT CHANGES - GRADUAL, SMOOTH TRANSITIONS, AS REQUIRED.

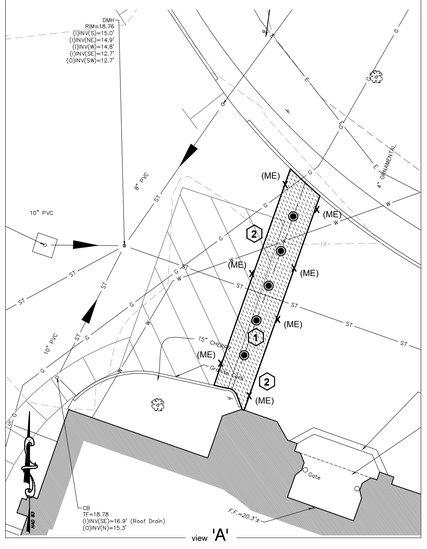

1 TRANSITION FROM PROPOSED GRANITE CURB TO EXISTING CONDITION IN LINE AND GRADE, IN A SMOOTH TRANSITION, TYPICAL.

2 SMOOTH TRANSITION TO MEET EXISTING GRADE (ME). NO ABRUPT CHANGES - GRADUAL, SMOOTH TRANSITIONS, AS REQUIRED (MEETING ADA REQUIREMENTS WHEN ALONG AN 'ACCESSIBLE ROUTE'.

3 THE CROSSWALK AREA IS PROPOSED TO BE RAISED ABOVE EXISTING GRADE (UP TO 6"+/-) AND MATCH THE WALKWAY ON EITHER END, FLUSH WITH PROPOSED GRADES - PROVIDING AN ADA COMPLIANT ACCESIBLE ROUTE FOR PEDESTRIANS. ALONG ITS CENTERLINE, IT SLOPES AWAY FROM THE SCHOOL BUILDING AT A UNIFORM SLOPE AND IS 'LEVEL' IN CROSS-SLOPE FOR A MINIMUM OF 6' WIDTH (CENTERED ON CENTERLINE). AT THE EDGE OF THIS LEVEL PATH, THE GRADES TRANSITION DOWN TO THE PROPOSED ROAD SURFACE AT 1:12, MAX., UNTIL THEY MATCH THE EXISTING GRADES OF THE UNDISTURBED ROADWAY. (APPROXIMATE LIMITS SHOWN)

4 ENSURE THE TOP OF THE CONCRETE FOOTING FOR EACH REMOVABLE BOLLARD IS FLUSH WITH THE PROPOSED ROADWAY GRADES TO PROVIDE A UNIFORMLY SMOOTH SURFACE FOR MAINTENANCE (SNOW PLOWING, ETC).

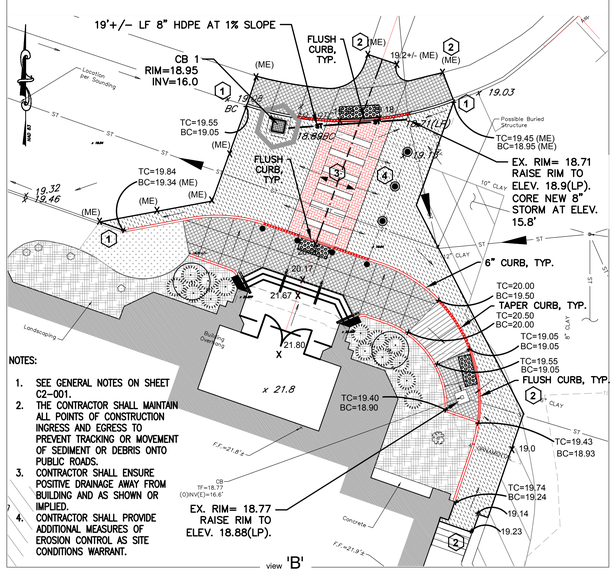

4 SITE PLAN - GRADING & EROSION CONTROL & UTILITY PLAN

SCALE: BAR SCALE

0' 5' 10' 20'
SCALE: 1" = 10'-0"

Revision Schedule

No.	Description	Date
	ISSUED FOR BID	2021/01/19

Geddis Architects
Architecture. Planning. Interiors
71 Old Post Road
P.O. Box 1020
Southport, CT 06890
(203) 256-8700

Fielding International
Transforming Education by Design
259 Water Street Suite 1L
Warren , RI 02885 USA
+1 401-289-2789

Construction Manager
SAVIN ENGINEERS, P.C.
3 Campus Drive
Pleasantville, NY 10570
914-769-3200

Structural Engineer
ODEH ENGINEERS
1223 Mineral Spring Ave
North Providence, RI 02904
401-724-1771

Civil Engineer
WESTON & SAMPSON
1 Winners Circle, Suite 130
Albany, NY 12205
518-463-4400

MEP Engineer
BARILE GALLAGHER & ASSOCIATES
CONSULTING ENGINEERS
39 Marble Avenue, 2nd Floor
Pleasantville, NY 10570
914-328-6060

Acoustic Consultant
DP DESIGN
12 Cold Spring Street
Providence, RI
401-861-3218

AV Consultant
CAVANAUGH TOCCI
327 F Boston Post Road
Sudbury, MA 01776-3027
978-443-7871

SED #: 66180001-0005-032

PROJECT
Rye City School District
555 Theodore Fremd Ave, Rye, NY 10580

Rye High School & Middle School
1 Parsons Street, Rye, New York 10580

HIGH SCHOOL ENTRANCE

SITEPLAN

PROJECT 1

SEAL & SIGNATURE

DATE:	11/07/19
PROJECT No:	9200
DRAWING BY:	KSK
CHK BY:	JFB
DWG No:	C2-002

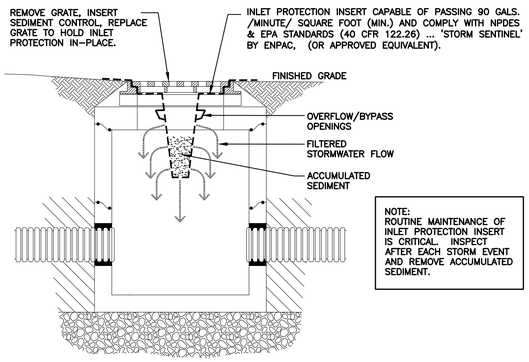

1 STORM INLET PROTECTION DETAIL
SCALE: N.T.S.

PAVING SCHEDULE

KEY	TYPE	SECTION: N.T.S.
a	CONCRETE	STIFF BROOM FINISH; W2.9XW2.9 6X6 W.W.M. MIN. 2" COVER; 5"; CONCRETE; 18"; NYSDOT 304 TYPE 2 SUBBASE; GEOTEXTILE MIRAFI 500X OR EQUIVALENT; COMPACTED SUBGRADE
b	LIGHT DUTY ASPHALTIC CONCRETE (SIDEWALK)	NYSDOT ITEM 402.127303 TOPCOURSE; 1-1/2"; TACK COAT; 2-1/2"; NYSDOT ITEM 402.257903 DENSE BINDER; NYSDOT ITEM 304.12 SUBBASE; 10"; GEOTEXTILE MIRAFI 500X OR EQUIVALENT; COMPACTED SUBGRADE MIN. CBR=10
c	HEAVY DUTY ASPHALTIC CONCRETE (ROADWAY)	NYSDOT ITEM 402.127303 TOPCOURSE; 2"; TACK COAT; 3"; NYSDOT ITEM 402.257903 DENSE BINDER; NYSDOT ITEM 304.12 SUBBASE; 14"; GEOTEXTILE MIRAFI 500X OR EQUIVALENT; COMPACTED SUBGRADE MIN. CBR=10

NOTES:

1. EXCAVATE TO INDICATED ELEVATIONS AND DIMENSIONS WITHIN A TOLERANCE OF PLUS OR MINUS 1 INCH. EXTEND EXCAVATIONS A SUFFICIENT DISTANCE FROM STRUCTURES FOR PLACING AND REMOVING CONCRETE FORM WORK, FOR INSTALLING SERVICES AND OTHER CONSTRUCTION, AND FOR INSPECTIONS.
2. EXCAVATE TRENCHES TO INDICATED GRADIENTS, LINES, DEPTHS, AND ELEVATIONS TO ALLOW INSTALLATION OF PIPE TO THE DEPTHS INDICATED.
3. PROOF ROLL SUBGRADE WITH A 10-TON VIBRATORY ROLLER TO IDENTIFY SOFT POCKETS AND AREAS OF EXCESS YIELDING. SOFT POCKETS SHOULD BE EXCAVATED AND BACKFILLED WITH CONTROLLED FILL MATERIAL. DO NOT PROOF ROLL WET OR SATURATED SUBGRADES. CONTRACTOR SHALL RECONSTRUCT SUBGRADES DAMAGED BY FREEZING TEMPERATURES, FROST, RAIN, ACCUMULATED WATER, OR CONSTRUCTION ACTIVITIES, AS DIRECTED BY THE LANDSCAPE ARCHITECT AT NO COST TO THE OWNER.
4. THE CONTRACTOR IS COMPLETELY RESPONSIBLE FOR ESTABLISHING THE GRADES INDICATED WITHIN THE TOLERANCE INDICATED FOR THE ESTABLISHMENT OF SUBGRADE.
5. UNIFORMLY MOISTEN OR AERATE SUBGRADE AND EACH SUBSEQUENT FILL OR BACKFILL LAYER BEFORE COMPACTION TO WITHIN 2 PERCENT OF OPTIMUM MOISTURE CONTENT. DO NOT PLACE BACKFILL OR FILL MATERIAL ON SURFACES THAT ARE MUDDY, FROZEN, OR CONTAIN FROST OR ICE. REMOVE AND REPLACE, OR SCARIFY AND AIR-DRY, OTHERWISE SATISFACTORY SOIL MATERIAL THAT EXCEEDS OPTIMUM MOISTURE CONTENT BY 2 PERCENT AND IS TOO WET TO COMPACT TO SPECIFIED DRY UNIT WEIGHT.
6. PLACE BACKFILL AND FILL MATERIALS IN LAYERS NOT MORE THAN 12 INCHES IN LOOSE DEPTH FOR MATERIAL COMPACTED BY HEAVY COMPACTION EQUIPMENT, AND NOT MORE THAN 4 INCHES IN LOOSE DEPTH FOR MATERIAL COMPACTED BY HAND-OPERATED TEMPERS. PLACE BACKFILL AND FILL MATERIALS EVENLY ON ALL SIDES OF STRUCTURES TO REQUIRED ELEVATIONS, AND UNIFORMLY ALONG THE FULL LENGTH OF EACH STRUCTURE.
7. COMPACT SOIL TO NOT LESS THAN THE FOLLOWING PERCENTAGES OF MAXIMUM DRY UNIT WEIGHT ACCORDING TO ASTM D-1557. UNDER STRUCTURES, BUILDING SLABS, STEPS, AND PAVEMENTS, SCARIFY AND RECOMPACT TOP 12 INCHES OF EXISTING SUBGRADE AND EACH LAYER OF BACKFILL OR FILL MATERIAL AT 95 PERCENT. UNDER WALKWAYS, SCARIFY AND RECOMPACT TOP 6 INCHES BELOW SUBGRADE AND COMPACT EACH LAYER OF BACKFILL OR FILL MATERIAL AT 95 PERCENT. UNDER LAWN OR UNPAVED AREAS, SCARIFY AND RECOMPACT TOP 6 INCHES BELOW SUBGRADE AND COMPACT EACH LATER OF BACKFILL OR FILL MATERIAL AT A MINIMUM OF 85 PERCENT AND MAXIMUM OF 90 PERCENT.
8. GENERAL GRADING: UNIFORMLY GRADE AREAS TO A SMOOTH SURFACE, FREE FROM IRREGULAR SURFACE CHANGES. COMPLY WITH COMPACTION REQUIREMENTS AND GRADE TO CROSS SECTIONS, LINES AND ELEVATIONS INDICATED. PROVIDE A SMOOTH TRANSITION BETWEEN ADJACENT EXISTING GRADES AND NEW GRADES. CUT OUT SOFT SPOTS, FILL LOW SPOTS, AND TRIM HIGH SPOTS TO COMPLY WITH REQUIRED SURFACE TOLERANCES.
9. DRAINAGE: PLACE A LAYER OF DRAINAGE FABRIC AROUND PERIMETER OF DRAINAGE TRENCH AS INDICATED. PLACE A 6-INCH COURSE OF FILTER MATERIAL ON DRAINAGE FABRIC TO SUPPORT DRAINAGE PIPE. ENCASE DRAINAGE PIPE IN A MINIMUM OF 12 INCHES OF FILTER MATERIAL AND WRAP IN DRAINAGE FABRIC, OVERLAPPING SIDES AND ENDS AT LEAST 6 INCHES. (PERIMETER DRAIN SHALL BE AS INDICATED ON PLANS.) COMPACT EACH COURSE OF FILTER MATERIAL TO 95 PERCENT OF MAXIMUM DRY UNIT WEIGHT ACCORDING TO ASTMD 698.
10. DRAINAGE BACKFILL: PLACE AND COMPACT FILTER MATERIAL OVER SUBSURFACE DRAIN, TO WIDTH INDICATED, TO WITHIN 12 INCHES OF FINAL SUBGRADE. OVERLAY DRAINAGE BACKFILL WITH ONE LAYER OF DRAINAGE FABRIC, OVERLAPPING SIDES AND ENDS AT LEAST 6 INCHES. COMPACT EACH COURSE OF FILTER MATERIAL TO 95 PERCENT OF MAXIMUM DRY DENSITY ACCORDING TO ASTM 698. PLACE AND COMPACT IMPERVIOUS FILL MATERIAL OVER DRAINAGE BACKFILL TO FINAL SUBGRADE.
11. NYSDOT SPECIFICATION 610.10000015 LANDSCAPE DEVELOPMENT SHALL BE USED FOR CONSTRUCTION WITHIN STATE HIGHWAY BOUNDARY AND WITHIN 20' OF DRIVEWAY OPENINGS.

2 PAVING SCHEDULE
SCALE: N.T.S.

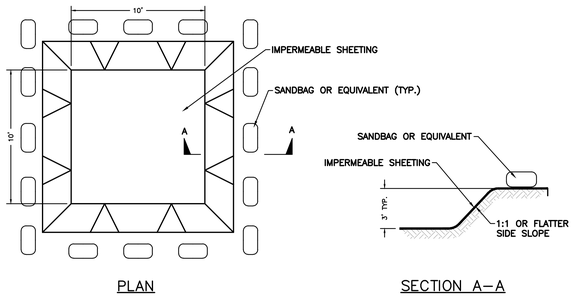

3 CONCRETE WASH OUT DETAIL
SCALE: N.T.S.

GENERAL MAINTENANCE PLAN:

1. ALL EROSION AND SEDIMENT CONTROL PRACTICES WILL BE CHECKED FOR STABILITY AND OPERATION FOLLOWING EVERY RUNOFF PRODUCING RAINFALL, BUT IN NO CASE LESS THAN ONCE EVERY WEEK, IN ACCORDANCE WITH THE SWPPP AND NYSDEC SPDES GENERAL PERMIT NO. GP-0-15-002. ANY NEEDED REPAIRS WILL BE MADE IMMEDIATELY TO MAINTAIN ALL PRACTICES AS DESIGNED.
2. SEDIMENT WILL BE REMOVED FROM BEHIND STRAW BALE DIKES AND BEHIND SILT FENCES WHEN IT BECOMES 6" DEEP AT THE DIKE/FENCE OR WHEN ACCUMULATIONS HAVE ADVERSELY AFFECTED IT'S FUNCTION. STRAW BALE DIKES AND SITE FENCES WILL BE REPAIRED BY REMOVING SILT AND SEDIMENTS AND THEN TAMPING LOOSE SOIL ALONG BASE, REPLACING DAMAGED OR WEAKENED POSTS AND STAKES, OR AS NECESSARY TO MAINTAIN A BARRIER.
3. SEDIMENT WILL BE REMOVED AND FILTER DEVICES CLEANED OR REPLACED AT CATCH BASINS WHEN THE SEDIMENT POOL NO LONGER DRAINS FREELY. SEDIMENT ACCUMULATIONS WITHIN DRAINAGE STRUCTURES AND PIPING SHALL BE CLEANED OUT AT THE PROJECT COMPLETION AND AS ORDERED BY ENGINEER WHEN DETERMINED THAT PRE-COMPLETION INSTALLATIONS NO LONGER FUNCTION PROPERLY DUE TO SEDIMENT OR DEBRIS. EVENTUAL SYSTEM CLEANING IS NOT AN EXCUSE TO NOT IMPLEMENT APPROPRIATE CONTROLS UPSTREAM. THE ENGINEER SHALL BE THE FINAL JUDGE REGARDING WHETHER THE PIPING SYSTEM REQUIRES CLEANING. THE CONTRACTOR CAN MINIMIZE THE NECESSITY OF EXTENSIVE SILT AND SEDIMENT ACCUMULATION REMOVALS BY EFFECTIVE IMPLEMENTATION OF THE SWPPP.
4. ALL DISTURBED AREAS WILL BE FERTILIZED, SEEDED AND MULCHED ACCORDING TO LANDSCAPE RESTORATION SPECIFICATIONS TO MAINTAIN VIGOROUS, DENSE VEGETATION. REPAIR ANY ERODED SLOPES, REAPPLY TOPSOIL, RESEED AND STABILIZE REPAIR AREA AS REQUIRED FOR PERMANENT OR TEMPORARY MEANS. REPAIR SOIL AREAS DAMAGED BY EROSION OR CONSTRUCTION EQUIPMENT.
5. IMMEDIATELY REPAIR ANY DAMAGE CAUSED BY CONSTRUCTION EQUIPMENT, MAINTENANCE OR OTHER ACTIVITY TO ANY EROSION CONTROL MEASURE, OR BEST MANAGEMENT PRACTICE OR DEVICE.
6. THE PRIME CONTRACTOR(S) ARE RESPONSIBLE FOR THE PERFORMANCE AND COMPLIANCE OF THEIR SUB-CONTRACTOR'S ACTIVITIES RELATING TO THE SWPPP. THEY SHALL MAKE FREQUENT INSPECTIONS OF THEIR WORK AND COORDINATE APPROPRIATE INSTALLATION AND MAINTENANCE OF EROSION CONTROL AND WATER QUALITY DEVICES.
7. EMPLOY POLLUTION PREVENTION MEASURES TO CONTROL LITTER, CONSTRUCTION CHEMICALS, SEDIMENT AND CONSTRUCTION DEBRIS INCLUDING, BUT NOT LIMITED, TO THE FOLLOWING: SALVAGE AND REUSE OF MATERIALS, MINIMIZING PACKAGING WASTE, RECYCLING, PROPER DISPOSAL AT FREQUENT INTERVALS IN ACCORDANCE WITH PREVAILING LAWS, ONSITE INSTRUCTION REGARDING APPROPRIATE SEPARATION/HANDLING/RECYCLING, PERIODIC DEBRIS REMOVAL AT DRAINAGE STRUCTURES (GRATES AND SUMPS)/SEDIMENT TRAPS/FOREBAY AND OTHER BMP'S, PROPER MAINTENANCE OF SEDIMENT/EROSION CONTROL SYSTEMS, ROUTINE AND EVENT RELATED INSPECTIONS OF DRAINAGE AND BMP SYSTEMS PER PERMIT REQUIREMENTS, PROVIDE APPROPRIATE SANITARY FACILITIES FOR ONSITE PERSONNEL, PICK UP TRASH AND DEBRIS FREQUENTLY AND USE WATER MIST, CALCIUM CHLORIDE OR OTHER LEGAL MEANS TO LIMIT THE SPREAD OF DUST AND SOIL PARTICLES.

7 MAINTENANCE PLAN - EROSION & SEDIMENT CONTROL
SCALE: N.T.S.

PROTECTION OF TREES:

PROTECT EXISTING TREES WHICH ARE TO REMAIN AND WHICH MAY BE INJURED, BRUISED, DEFACED, OR OTHERWISE DAMAGED BY CONSTRUCTION OPERATIONS, UTILIZING STANDARD TREE PROTECTION CRITERIA INCLUDING:

1. INSTALLATION OF SAFETY ORANGE PLASTIC FENCING (MINIMUM4' IN HEIGHT) AROUND INDIVIDUAL TREES DESIGNATED FOR PROTECTION. FENCING SHALL BE INSTALLED AT THE OUTWARD LIMIT OF THE TREE'S DRIPLINE OR EXTENT OF CANOPY COVER.
2. INSTALLATION OF SAFETY ORANGE PLASTIC FENCING (MINIMUM 4' IN HEIGHT) AROUND GROUPS OF TREES DESIGNATED FOR PROTECTION.
3. TREE AND/OR SHRUB BRANCHES IN THE WAY OF EQUIPMENT SHALL BE TRIMMED ACCORDING TO PROFESSIONAL HORTICULTURAL STANDARDS. UNDER NO CIRCUMSTANCES SHALL THE CONTRACTOR AND SUB-CONTRACTORS USE EQUIPMENT TO DEMOLISH BRANCHES AS WORK PROCEEDS.

REQUIRED FENCING SHALL BE INSTALLED PRIOR TO THE INITIATION OF LAND DISTURBING ACTIVITIES AND SHALL BE REMOVED AT THE CONCLUSION OF CONSTRUCTION. REMOVE DISPLACED ROCKS FROM UNCLEARED AREAS. BY APPROVED EXCAVATION, REMOVE TREES WITH 30 PERCENT OR MORE OF THEIR ROOT SYSTEMS DESTROYED. REMOVAL OF TREES AND THE PROCEDURE FOR REMOVAL REQUIRES APPROVAL OF THE OWNER OR LANDSCAPE ARCHITECT. TREES DESIGNATED FOR REMOVAL SHALL BE REMOVED IN A MANNER THAT WILL NOT IMPACT ADJACENT TREES.

LANDSCAPE REPLACEMENT:

REMOVE TREES AND OTHER LANDSCAPE FEATURES SCARRED OR DAMAGED BY EQUIPMENT OPERATIONS, AND REPLACE WITH EQUIVALENT, UNDAMAGED TREES AND LANDSCAPE FEATURES. OBTAIN OWNER'S OR LANDSCAPE ARCHITECT'S APPROVAL BEFORE REPLACEMENT. REPLACEMENT OF TREES SHALL OCCUR ON A ONE-TO-ONE BASIS, UNLESS OTHERWISE NOTED.

4 PROTECTION OF TREES PLAN
SCALE: N.T.S.

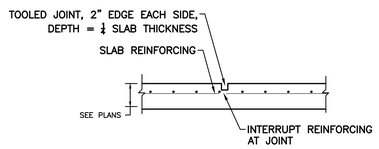

5 CONCRETE CONTROL JOINTS
SCALE: N.T.S.

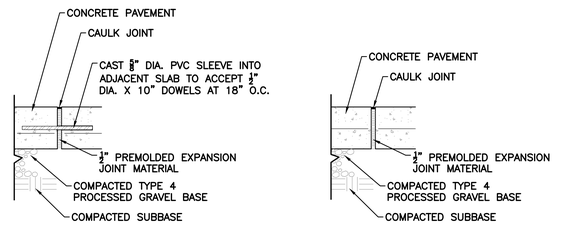

6 CONCRETE EXPANSION JOINTS
SCALE: N.T.S.

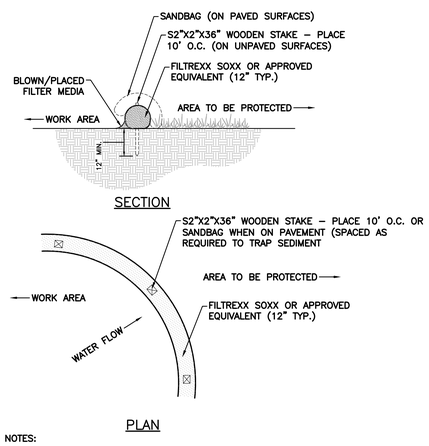

NOTES:

1. ALL MATERIALS TO MEET SPECIFICATIONS.
2. FILTER MEDIA FILL TO MEET APPLICATION REQUIREMENTS.
3. COMPOST MATERIAL TO BE DISPERSED ON SITE, AS DETERMINED BY LANDSCAPE ARCHITECT.

8 SILT SOCK DETAIL
SCALE: N.T.S.

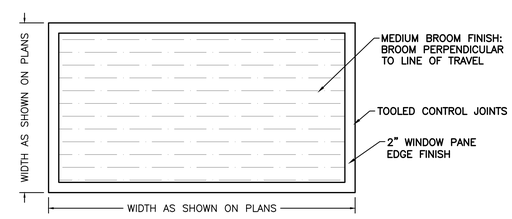

NOTES:

1. SEE PLANS FOR LOCATION AND TYPE OF SCORE JOINTS.
2. BROOM PERPENDICULAR TO LINE OF TRAVEL.
3. 2" WINDOW PANE EDGE FINISH.
4. DOUBLE COAT OF PENTRA-SIL 244" SEALER TO BE APPLIED TO ALL NEW CONCRETE SURFACES.

9 CONCRETE FINISH DETAIL
SCALE: N.T.S.

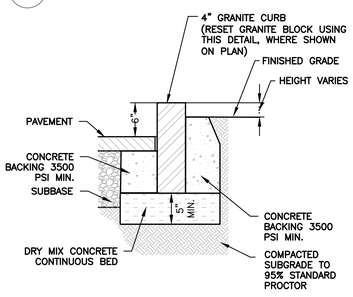

1. IN PLANTED AREAS, BACKFILL NEW GRANITE CURB WITH TOPSOIL TO LEVEL OF EXISTING GRADE.
2. IN LAWN AREAS, BACKFILL NEW GRANITE CURBS WITH TOPSOIL TO WITHIN 1" OF TOP OF CURB AND SOD. EXTEND PLACEMENT OF TOPSOIL AS DIRECTED TO FORM SMOOTH CONTOUR WITH EXISTING LAWN.
3. ALIGN NEW GRANITE CURBING WITH EXISTING CURBING AS DIRECTED.
4. INSTALL GRANITE CURB FLUSH WITH ADJACENT GRADE AS INDICATED ON PLANS. DIMENSIONS OF CONCRETE BASE & COMPACTED SUBGRADE TO REMAIN UNCHANGED.
5. CONCRETE BACKING TO EXTEND TO BOTTOM OF PAVEMENT BASE COURSE.

11 GRANITE CURB DETAIL (AND RESET GRANITE BLOCK IN LANDSCAPE)
SCALE: N.T.S.

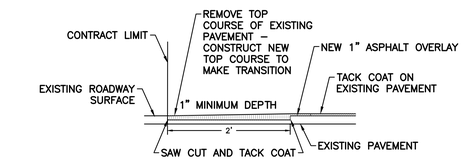

10 ASPHALT KEYWAY DETAIL
SCALE: N.T.S.

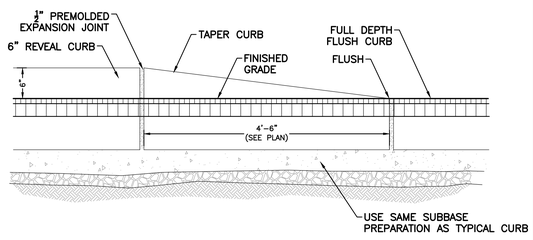

12 TAPERED CURB DETAIL
SCALE: N.T.S.

Revision Schedule

No.	Description	Date
	ISSUED FOR BID	2021/01/19

Geddis Architects
Architecture. Planning. Interiors
71 Old Post Road
P.O. Box 1020
Southport, CT 06890
(203) 256-8700

Fielding International
Transforming Education by Design
259 Water Street Suite 1L
Warren , RI 02885 USA
+1 401-289-2789

Construction Manager
SAVIN ENGINEERS, P.C.
3 Campus Drive
Pleasantville, NY 10570
914-769-3200

Structural Engineer
ODEH ENGINEERS
1223 Mineral Spring Ave
North Providence, RI 02904
401-724-1771

Civil Engineer
WESTON & SAMPSON
1 Winners Circle, Suite 130
Albany, NY 12205
518-463-4400

MEP Engineer
BARILE GALLAGHER & ASSOCIATES
CONSULTING ENGINEERS
39 Marble Avenue, 2nd Floor
Pleasantville, NY 10570
914-328-6060

Acoustic Consultant
DP DESIGN
12 Cold Spring Street
Providence, RI
401-861-3218

AV Consultant
CAVANAUGH TOCCI
327 F Boston Post Road
Sudbury, MA 01776-3027
978-443-7871

SED #: 66180001-0005-032

PROJECT
Rye City School District
555 Theodore Fremd Ave, Rye, NY 10580

Rye High School & Middle School
1 Parsons Street, Rye, New York 10580

HIGH SCHOOL ENTRANCE

SITE CONSTRUCTION DETAILS

PROJECT 1

SEAL & SIGNATURE

DATE:	11/07/19
PROJECT No:	9200
DRAWING BY:	KSK
CHK BY:	JFB
DWG No:	C2-003

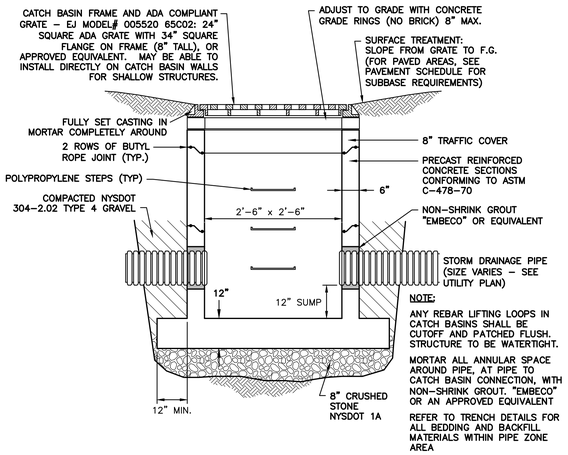

1 CATCH BASIN - SQUARE
SCALE: N.T.S.

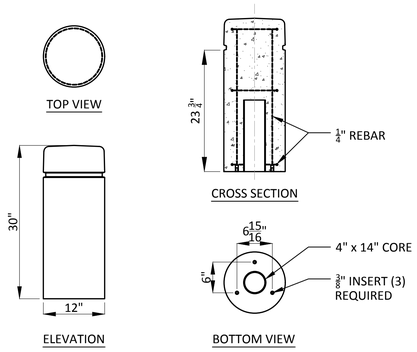

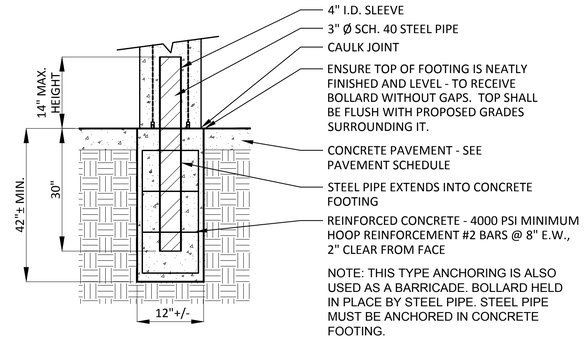

NOTE: THIS TYPE ANCHORING IS ALSO USED AS A BARRICADE. BOLLARD HELD IN PLACE BY STEEL PIPE. STEEL PIPE MUST BE ANCHORED IN CONCRETE FOOTING.

BOLLARD TO BE INSTALLED PER MANUFACTURER'S INSTRUCTIONS.

PERMANENT CONCRETE BOLLARD WITH REVEAL LINE -

1. WAUSAU TILE MODEL NO. TF6010, OR APPROVED EQUIVALENT
2. COLOR: A20 WHITE OR A 21 BUFF
3. FINISH: ACID WASH
4. CONTRACTOR TO SUBMIT COLOR AND FINISH SAMPLES TO OWNER AND ARCHITECT FOR FINAL APPROVAL.
5. HEIGHT - 30"

2 BOLLARD - PERMANENT
SCALE: N.T.S.

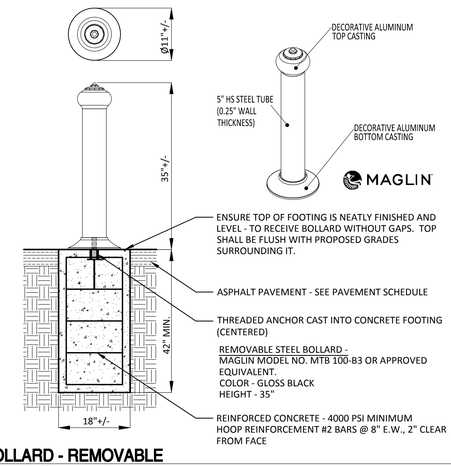

3 BOLLARD - REMOVABLE
SCALE: N.T.S.

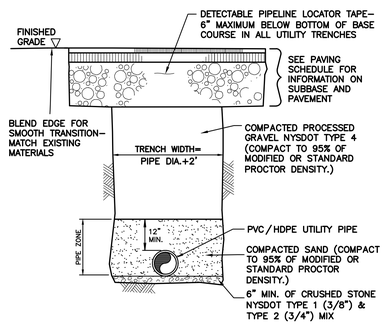

4 UTILITY TRENCH DETAIL
SCALE: N.T.S.

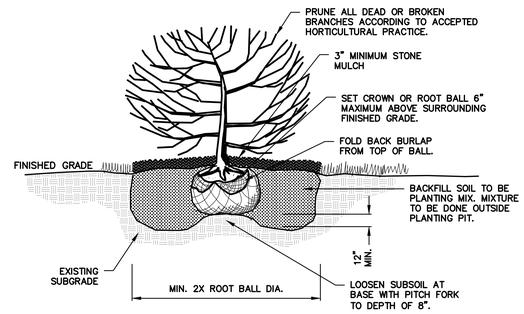

5 SHRUB PLANTING DETAIL
SCALE: N.T.S.

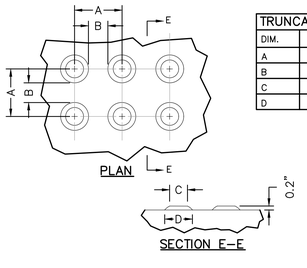

TRUNCATED DOME DIMENSIONS		
DIM.	MIN. (IN)	MAX. (IN)
A	1.60"	2.40"
B	0.65"	1.50"
C	50%–65% OF D DIM.	
D	0.90"	1.40"

NOTE:
DETECTABLE WARNING SURFACE SHALL CONFORM TO CURRENT ADAAG STANDARDS.

6 DETECTABLE WARNING SURFACE DETAIL
SCALE: N.T.S.

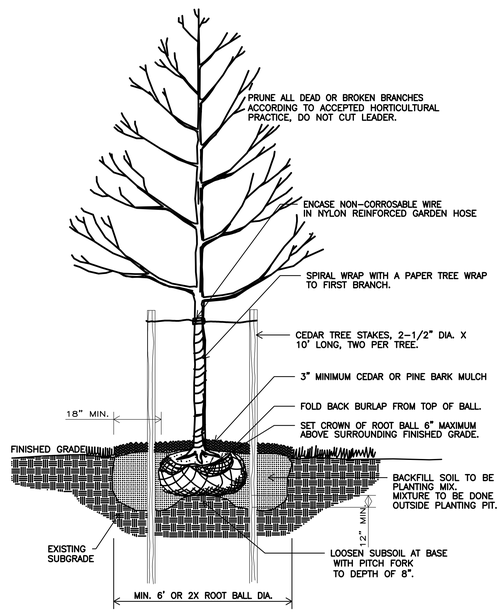

7 TREE PLANTING DETAIL
SCALE: N.T.S.

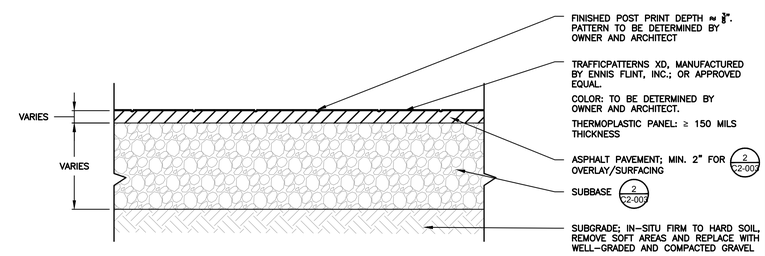

8 STAMPED ASPHALT DETAIL
SCALE: N.T.S.

Revision Schedule

No.	Description	Date
	ISSUED FOR BID	2021/01/19

Geddis Architects
Architecture. Planning. Interiors
71 Old Post Road
P.O. Box 1020
Southport, CT 06890
(203) 256-8700

Fielding International
Transforming Education by Design
259 Water Street Suite 1L
Warren , RI 02885 USA
+1 401-289-2789

Construction Manager
SAVIN ENGINEERS, P.C.
3 Campus Drive
Pleasantville, NY 10570
914-769-3200

Structural Engineer
ODEH ENGINEERS
1223 Mineral Spring Ave
North Providence, RI 02904
401-724-1771

Civil Engineer
WESTON & SAMPSON
1 Winners Circle, Suite 130
Albany, NY 12205
518-463-4400

MEP Engineer
BARILE GALLAGHER & ASSOCIATES
CONSULTING ENGINEERS
39 Marble Avenue, 2nd Floor
Pleasantville, NY 10570
914-328-6060

Acoustic Consultant
DP DESIGN
12 Cold Spring Street
Providence, RI
401-861-3218

AV Consultant
CAVANAUGH TOCCI
327 F Boston Post Road
Sudbury, MA 01776-3027
978-443-7871

SED #: 66180001-0005-032

PROJECT
Rye City School District
555 Theodore Fremd Ave, Rye, NY 10580

Rye High School & Middle School
1 Parsons Street, Rye, New York 10580

HIGH SCHOOL ENTRANCE

SITE CONSTRUCTION DETAILS

PROJECT 1

SEAL & SIGNATURE

DATE:	11/07/19
PROJECT No:	9200
DRAWING BY:	KSK
CHK BY:	JFB
DWG No:	C2-004

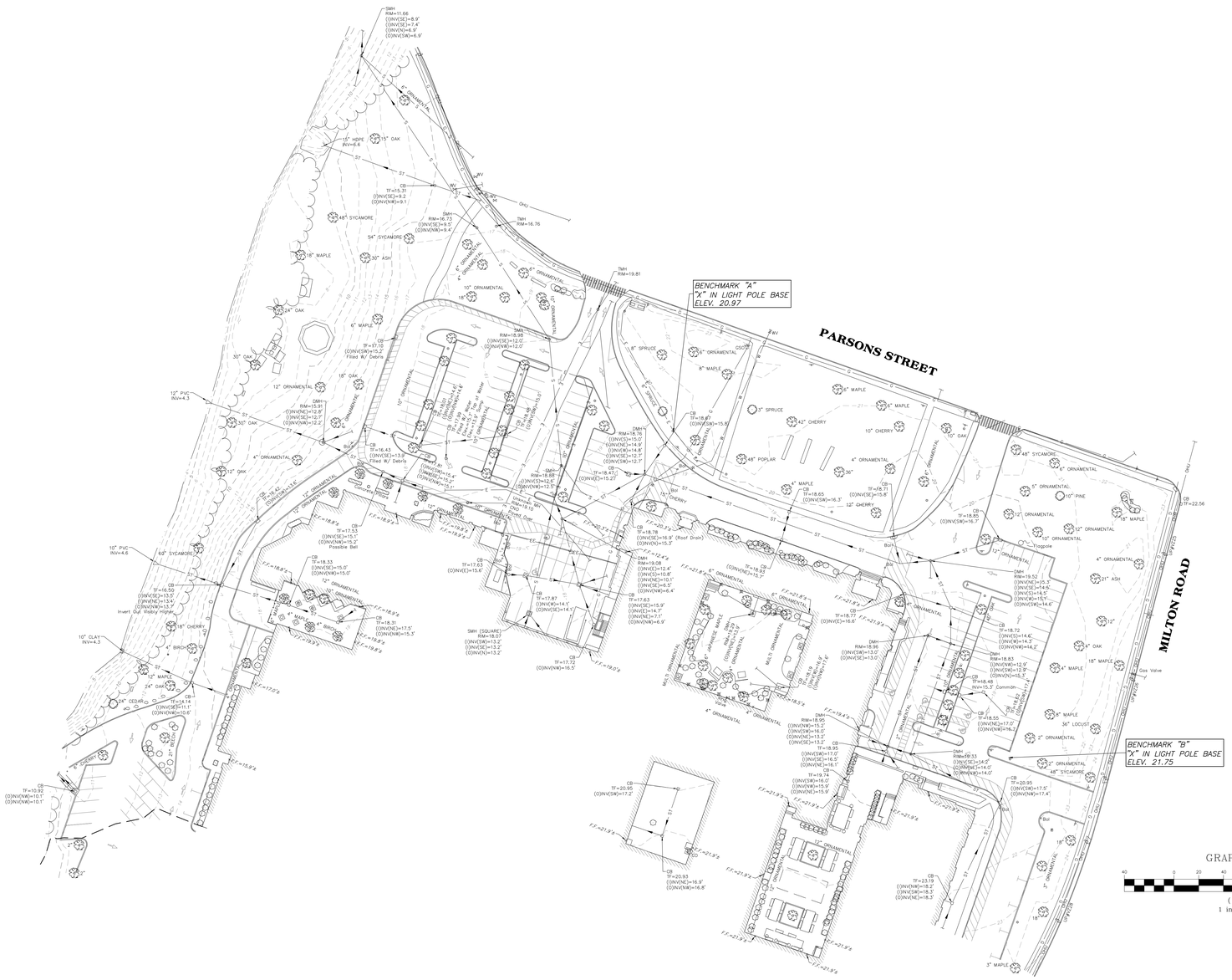

GRAPHIC SCALE

40 0 20 40 80 160

(IN FEET)
1 inch = 40 ft.

RYE HIGH SCHOOL & MIDDLE SCHOOL CITY OF RYE, NY

SCALE: 1" = 40'

SURVEY NOTES:

1. UNDERGROUND UTILITY LOCATIONS SHOWN HEREON ARE BASED ON UTILITY EVIDENCE VISIBLE AT GROUND SURFACE AND RECORD DRAWINGS AND ARE SUBJECT TO FIELD VERIFICATION BY EXCAVATION. UTILITIES SHOWN DO NOT PURPORT TO CONSTITUTE OR REPRESENT ALL UTILITIES LOCATED UPON OR ADJACENT TO THE SURVEYED PREMISES.
2. SURVEY PERFORMED BY WESTON & SAMPSON PE, LS, LA, PC. IN AUGUST 2019. UTILITY MARKINGS DONE BY NEW YORK LEAK DETECTION, INC. ON 09/30/19 – 10/01/19. LOCATIONS SURVEYED BY WESTON & SAMPSON ON 10/14/19
3. CONTOURS AND ELEVATIONS SHOWN ON NAVD88 VERTICAL DATUM BASED ON GPS OBSERVATIONS.
4. NORTH ORIENTATION IS BASED ON GPS OBSERVATIONS TAKEN AT THE TIME OF THE FIELD SURVEY. MAPPING PREPARED ON NAD83 STATE PLANE COORDINATE SYSTEM (NEW YORK EAST ZONE).

EXISTING CONDITIONS LEGEND

	TREE LINE	ST	STORM SEWER LINE
	DECIDUOUS TREE	SS	SANITARY SEWER LINE
	CONIFEROUS TREE	W	WATER LINE
	SHRUB/BUSH	G	GAS LINE
		S	SIGNAL WIRE LINE
		C	CABLE LINE
	UTILITY POLE	FO	FIBER OPTIC LINE
	LIGHT POLE	LPS	LOW PRESSURE SEWER LINE
	HYDRANT	E	ELECTRIC LINE
	WATER SHUTOFF	OHU	OVERHEAD UTILITIES
	GAS VALVE	T	TELEPHONE LINE
	WATER VALVE		SANITARY MANHOLE (SMH)
	MONUMENT		DRAINAGE MANHOLE (DMH)
	IRON PIN / IRON ROD		CATCHBASIN (CB)
	HANDICAP SPACE		ELECTRIC MANHOLE (MHE)
	HAND HOLE		UNKNOWN MANHOLE
	ELEC. METER		TELEPHONE MANHOLE (MHT)
			VENT PIPE
	GAS METER		COULD NOT OPEN
	PROPERTY LINE		FLOW DIRECTION
	EASEMENT		MAGNETIC CONCRETE NAIL
	MAJOR CONTOUR LINE		ELECTRIC PEDESTAL
	MINOR CONTOUR LINE		BOLLARD
CO	CLEANOUT		GUY WIRE
Mon.Well	MONITORING WELL	F.F.=317.7'± ×	FINISHED FLOOR ELEVATION
		× GFF=317.8±	GARAGE FINISHED FLOOR ELEVATION

GRID

Revision Schedule

No.	Description	Date
1	SED SUBMISSION	09/15/2020
3	ISSUED FOR BID	01/19/2021

Geddis Architects
Architecture. Planning. Interiors
71 Old Post Road
P.O. Box 1020
Southport, CT 06890
(203) 256-8700

Fielding International
Transforming Education by Design
259 Water Street Suite 1L
Warren , RI 02885 USA
+1 401-289-2789

BARILE GALLAGHER & ASSOCIATES
CONSULTING ENGINEERS
39 MARBLE AVENUE PLEASANTVILLE, NY 10570
914.328.6060 General@BGA-Eng.com www.BGA-Eng.com

Construction Manager
SAVIN ENGINEERS, P.C.
3 Campus Drive
Pleasantville, NY 10570
914-769-3200

Structural Engineer
ODEH ENGINEERS
1223 Mineral Spring Ave
North Providence, RI 02904
401-724-1771

Civil Engineer
WESTON & SAMPSON
1 Winners Circle, Suite 130
Albany, NY 12205
518-463-4400

Acoustic Consultant
DP DESIGN
12 Cold Spring Street
Providence, RI
401-861-3218

AV Consultant
CAVANAUGH TOCCI
327 F Boston Post Road
Sudbury, MA 01776-3027
978-443-7871

SED #: 6618-0001-0005-032

PROJECT
Rye City School District
555 Theodore Fremd Ave, Rye, NY 10580

Rye High School & Middle School

1 Parsons Street, Rye, New York 10580

EXISTING SURVEY

SEAL & SIGNATURE

DATE:	09/15/20
PROJECT No:	9200
DRAWING BY:	ZAL
CHK BY:	JFB
DWG No:	C2-100

GENERAL NOTES / SAFETY GUIDELINES

1. ALL WORK SHALL COMPLY WITH THE STATE EDUCATION DEPARTMENT UNIFORM SAFETY STANDARDS.

2. PER NYS LAW, SMOKING IS PROHIBITED ANYWHERE ON SCHOOL PROPERTY. VIOLATORS WILL BE SUBJECT TO ARREST AND/OR FINE OF $1,000 PER OCCURRENCE.

3. SHIRTS ARE TO BE WORN AT ALL TIMES AND NO SHORT PANTS ARE PERMITTED.

4. ANY CONTRACTOR'S PERSONNEL USING INAPPROPRIATE LANGUAGE OR WHO IS DISRUPTIVE TO THE SCHOOL ENVIRONMENT WILL BE BANNED FROM THE SITE.

5. CONTRACTOR'S PERSONNEL SHALL NOT CONVERSE WITH SCHOOL EMPLOYEES, STUDENTS AND OR THE LOCAL RESIDENTS.

6. ANY CONTRACTOR'S PERSONNEL FOUND TO BE UNDER THE INFLUENCE OF ANY CONTROLLED SUBSTANCE OR ALCOHOL WILL BE BANNED FROM THE SITE.

7. DURING SCHOOL OCCUPANCY NO DELIVERIES FROM THE CONTRACTOR WILL BE ALLOWED DURING BUS DROP OFF OR PICK UP HOURS AS DETERMINED BY THE OWNER, RYE CITY SCHOOL DISTRICT BETWEEN THE HOURS OF 7:30 AM TO 8:30 AM AM AND 2:30 PM TO 3:30 PM.

8. USE OF THE EXISTING BUILDING FACILITIES DURING CONSTRUCTION IS PROHIBITED INCLUDING TOILET ROOMS, TELEPHONE AND WATER FOUNTAINS AND CLASSROOMS BY ANY CONTRACTOR'S PERSONNEL.

9. PARKING IS RESTRICTED TO AREAS DESIGNATED BY THE OWNER AND CONSTRUCTION MANAGER. ANY VEHICLES OR TRUCKS IN NON-DESIGNATED AREAS MAY BE TOWED AT CONTRACTOR'S EXPENSE.

10. SHOULD IT BECOME NECESSARY TO ACCESS THE EXISTING BUILDING DURING CONSTRUCTION HOURS FOR MEASUREMENTS OR OTHER NON-DISRUPTIVE WORK, THE CONTRACTOR SHALL BE ESCORTED BY THE CONSTRUCTION MANAGER.

11. ALL WORKERS MUST WEAR PHOTO IDENTIFICATION BADGES AT ALL TIMES WHILE WORKING AT THE SITE. IDENTIFICATION BADGES MUST BE PROVIDED BY CONTRACTOR FOR THEIR RESPECTIVE PERSONNEL, INCLUDING ALL SUBCONTRACTORS.

12. NO ASBESTOS CONTAINING PRODUCTS TO BE USED ANYWHERE ON THIS PROJECT.

13. NO LEAD CONTAINING PRODUCTS TO BE USED ANYWHERE ON THIS PROJECT.

14. PRIOR TO COMMENCEMENT OF WORK THE CONTRACTOR MUST SUBMIT CONSTRUCTION PLANS FOR REVIEW AND APPROVAL, WHICH SHOW THE LOCATION OF EXHAUST, FRESH AIR FANS, HVAC EQUIPMENT, LOUVERS, WINDOWS, DOORS, AND DUST CONTROL THAT WILL BE PROVIDED FOR EACH CONDITION. NOTING THAT WINDOWS AND DOORS ARE TO BE CLEANED ON A DAILY BASIS.

15. DUST CONTROL:

15.A. THE CONTRACTOR SHALL INSTALL DUST PROTECTION BARRIERS & POLY SHEETING WITH MINIMUM DAMAGE TO ADJACENT SURFACES. THE GENERAL CONTRACTOR IS RESPONSIBLE TO REPAIR ANY DAMAGE TO EXISTING SURFACES CAUSED BY CONSTRUCTION ACTIVITY.

15.A.1. DURING SUMMER MONTHS WHEN BUILDING/SPACES ARE UNOCCUPIED: CONTRACTOR SHALL PROVIDE AND INSTALL ALL PENETRATIONS INTO THE BUILDING SHALL BE SEALED WITH A MINIMUM OF 6 MIL. POLYETHYLENE SHEETING TO PREVENT DUST CREATED BY DEMOLITION AND CONSTRUCTION ACTIVITY FROM ENTERING THE BUILDINGS.

15.A.2. DURING MONTHS WHEN SCHOOL IS OCCUPIED: ALL PENETRATIONS INTO THE BUILDING SHALL BE SEALED WITH TEMPORARY FIRE RATED PARTITIONS AND ACCESS DOORS TO PREVENT THE TRAVEL OF DUST BETWEEN WORK AREAS AND ADJACENT SPACES UNAFFECTED BY WORK.

15.A.3. THE CONTRACTOR IS ADDITIONALLY RESPONSIBLE FOR ALL DEBRIS AND DUST INFILTRATING ADJACENT AND UNDISTURBED AREAS OF AND OR PREVIOUSLY FINISHED AREAS OF THE BUILDING CONTRACTOR WILL PROVIDE FINAL CLEANING OF ALL SURFACES AS REQUIRED AND TO THE SATISFACTION OF THE OWNER AND CM ON A DAILY BASIS, FOR ALL AREAS IMPACTED BY CONSTRUCTION ACTIVITY.

15.B. CONTRACTOR SHALL BE RESPONSIBLE FOR MANAGING DUST AND DIRT ON THE EXTERIOR, SITE SHALL BE WATERED DOWN FREQUENTLY TO PREVENT DUST CLOUDS FROM RISING. ALL PAVED AREAS SHALL BE MAINTAINED CLEAN AT THE CONSTRUCTION MANAGERS REQUEST.

15.C. CONTRACTOR IS TO USE ONLY GRINDERS WITH VACUUM ATTACHMENTS AT THE WORK SITE AND IS TO CHANGE FILTERS REGULARLY. ALL HVAC EQUIPMENT, LOUVERS, FRESH AIR FANS ETC., ADJACENT TO THE WORK SITE ARE TO BE TURNED OFF AND THEN PROTECTED AND TURNED ON AFTER WORK HAS BEEN COMPLETED. AIR INTAKES ARE TO BE PROTECTED WITH REGULARLY MAINTAINED 3M HEPA FILTERS. WINDOWS, DOORS, AND DOORWAYS ADJACENT TO THE WORK SITE MUST HAVE PLASTIC PROTECTION INSTALLED AND REMOVED AND THE WINDOWS AND DOORS AND ADJACENT AREAS ARE TO BE CLEANED ON A DAILY BASIS.

15.D. ALL SMOKE HEADS AND ANY OTHER PIECES OF EQUIPMENT AND APPARATUS' THAT ARE TO REMAIN ARE TO BE COVERED & PROTECTED. IF THEY ARE ACTIVE PIECES OF EQUIPMENT THEN THEY NEED TO BE UNCOVERED AT THE CONCLUSION OF THE DAY'S WORK, RE-COVER THEM AT THE START OF THE WORK DAY.

16. THE CONTRACTOR SHALL BE RESPONSIBLE FOR PROTECTING OWNERS PROPERTY. ALL EXISTING SHRUBS, TREES, LAWN FIXTURES, SCULPTURES AND MISCELLANEOUS EQUIPMENT SHALL BE PROTECTED AT ALL TIMES. ANY REMOVALS OR RELOCATION OF SAID OBJECTS, IF ALLOWED SHALL BE AS DIRECTED BY OWNER AND CONSTRUCTION MANAGER. CONTRACTOR WILL ALSO REPAIR TO SATISFACTION OF OWNER ALL DISTURBED EXTERIOR SITE AREAS DISTURBED BY CONSTRUCTION, INCLUDING BUT NOT LIMITED TO: LAWNS, PLANTINGS, TREES, DRAINAGE PIPING, BASINS, MANHOLES, CURBS, SIDEWALKS, PAVEMENTS, ETC.. CONTRACTOR WILL ALSO REPAIR TO THE SATISFACTION OF OWNER ALL BUILDING EXTERIORS AND ROOF AREAS DISTURBED BY CONSTRUCTION ACTIVITIES, PRIOR TO SUBSTANTIAL COMPLETION.

17. PAINTING OR OTHER CHEMICAL APPLICATIONS SHALL BE DONE IN THE EXISTING BUILDING ONLY WHEN UNOCCUPIED. STORAGE OF CHEMICALS AND PAINTING SHALL BE OUTSIDE THE EXISTING OR NEW STRUCTURES AND SHALL FOLLOW MANUFACTURER'S STORAGE GUIDELINES.

18. OXYGEN OR OTHER GAS CONTAINERS SHALL BE PROPERLY STORED AND SECURED PER OSHA REGULATIONS, TO THE SATISFACTION OF THE CONSTRUCTION MANAGER, AND OWNER. FAILURE TO DO SO WILL RESULT IN A $250 BACK CHARGE, PER OCCURRENCE. THE CONTRACTOR AND TRADE CONTRACTOR IS RESPONSIBLE TO COMPLY WITH ALL OSHA REGULATIONS. GENERAL CONSTRUCTION CONTRACT SHALL SCHEDULE REGULARLY, PROJECT SITES WITH OSHA.

19. THE CONTRACTOR WILL PROVIDE AND MAINTAIN DUMPSTERS AS REQUIRED FOR THE DURATION OF THE PROJECT. THE CONTRACTOR WILL PROVIDE DUMPSTERS FOR ALL OTHER PRIMES AND TRADES TO USE AND PLACE CONSTRUCTION DEBRIS AND RUBBISH WITHIN, FOR DISPOSAL FROM THE SITE FOR THE DURATION OF THE PROJECT.

20. THE CONTRACTOR WILL REPLACE AND MAINTAIN ALL DUMPSTERS AS REQUIRED FOR THE DURATION OF THE PROJECT. THE CONTRACTOR SHALL BE RESPONSIBLE FOR PLACING THEIR OWN MATERIALS, DEBRIS AND RUBBISH IN DUMPSTERS PROVIDED BY THE CONTRACTOR ON A DAILY BASIS. FAILURE TO MAINTAIN A CLEAN WORK AREA AND SITE DAILY, WILL RESULT IN OTHERS PERFORMING THE WORK AND THE CONTRACTOR(S) RESPONSIBLE WILL BE BACK CHARGED FOR ALL ASSOCIATED COSTS INCURRED TO RESTORE A CLEAN WORK AREA AND SITE. THIS MAY BE DONE WITHOUT THE TYPICAL 3-DAY NOTICE TO CONTRACTOR(S).

21. THE CONTRACTOR MUST SEND A QUALIFIED REPRESENTATIVE, KNOWLEDGEABLE IN THE PROJECT AND AUTHORIZED TO MAKE DECISIONS ON BEHALF OF THE COMPANY, TO EVERY PROJECT MEETING.

22. THE CONTRACTOR SHALL COOPERATE WITH THE SCHOOL PRINCIPAL AND CUSTODIAL STAFF IN COORDINATING WORK ACTIVITIES WITHIN THE SCHOOL. HOWEVER, IF ANY ADDITIONAL WORK IS REQUESTED THE CONTRACTOR SHALL NOT PROCEED UNLESS APPROVAL IS RECEIVED FROM THE CONSTRUCTION MANAGER. THE CONTRACTOR WILL NOT BE COMPENSATED FOR ANY ADDITIONAL WORK THAT IS PERFORMED WITHOUT THE CONSTRUCTION MANAGERS APPROVAL.

23. ANY DELIVERIES SENT TO THE SCHOOL WILL NOT BE SIGNED FOR OR UNLOADED BY THE OWNER OR CONSTRUCTION MANAGER. THEY WILL BE DIRECTED TO THE CONSTRUCTION SITE AND IF NO EMPLOYEE IS ON SITE, THE DELIVERY WILL BE REJECTED, AT THE CONTRACTORS SOLE EXPENSE.

24. ALL HOT TAR ROOFING SHALL BE INSTALLED AFTER SCHOOL HOURS OR ON WEEKENDS/HOLIDAYS ONLY. KETTLES SHALL NOT BE LIT UNTIL ALL STUDENTS HAVE LEFT THE BUILDING.

25. THE CONTRACTOR SHALL SUBMIT A TWO WEEK LOOK AHEAD WORK SCHEDULE AT ALL PROJECT MEETINGS, INDICATING WORK DAYS, WORK HOURS AND MANPOWER ALLOCATION FOR ALL AREAS OF THE CONTRACT WORK. THE CONTRACTOR WILL COORDINATE WITH ALL OTHER TRADES TO PERFORM THE WORK. CONSTRUCTION MANAGER AND OWNER TO APPROVE ACCESS TO THOSE AREAS SCHEDULED FOR WORK.

26. THE CONTRACTOR SHALL PROVIDE, INSTALL AND MAINTAIN THE 8'-0" HIGH TEMP. CONSTRUCTION CHAIN LINK FENCE WITH TOP & BOTTOM RAILS, IN GOOD CONDITION AT ALL TIMES, FOR THE DURATION OF PROJECT. THIS INCLUDES ALL GATES AND LOCKS/CHAINS FOR SECURING SITE AFTER WORK HOURS. THE CONTRACTOR SHALL PROVIDE CONSTRUCTION MANAGER 3 COPIES OF ALL KEYS. THE CONTRACTOR WILL MAINTAIN THE CONSTRUCTION PERIMETER FENCE FOR THE DURATION OF THE PROJECT. AT THE COMPLETION OF PROJECT OR AT THE DIRECTION OF THE OWNER, THE CONTRACTOR WILL REMOVE THE FENCE FROM THE SITE.

27. NO STORAGE OF MATERIALS WILL BE PERMITTED WITHIN THE BUILDINGS AT ANY TIME DURING CONSTRUCTION. THE CONTRACTOR MUST PROVIDE EXTERIOR STORAGE CONTAINERS AS REQUIRED FOR MATERIAL & EQUIPMENT STORAGE. IF REQUIRED CONTRACTOR TO HEAT CONTAINERS AS REQUIRED DURING WINTER MONTHS TO MAKE SURE MATERIAL TEMPERATURES ARE PROPERLY MAINTAINED. FINAL LOCATION OF STORAGE CONTAINER SHALL BE BY OWNER AND CONSTRUCTION MANAGER.

28. THE CONTRACTOR SHALL PROVIDE, INSTALL AND MAINTAIN ALL REQUIRED SITE SAFETY SIGNAGE, IN ADDITION TO THOSE SHOWN ON CIP DWGS FOR DURATION OF PROJECT.

29. THE CONTRACTOR SHALL PROVIDE, INSTALL & MAINTAIN ALL "BLACK" GEOTEXTILE FABRIC, 8'-0" HEIGHT (SILT FENCE) TO EXISTING & TEMPORARY CHAIN LINK FENCE. FABRIC TO BE TIE-WRAPPED TO FENCE SUFFICIENT TO SUPPORT FABRIC THROUGHOUT PROJECT. THE CONTRACTOR WILL SUPPLY, INSTALL, AND MAINTAIN ALL ADDITIONAL SILT FENCING, GEOGRID AND TEMP. CONSTRUCTION FENCE AS REQUIRED BY THE OWNER FOR THE DURATION OF THE PROJECT. THE CONTRACTOR WILL REMOVE ALL TEMP. FENCING AT THE PROJECT COMPLETION.

30. CONTRACTOR TO PROVIDE AND SERVICE PORTABLE TOILETS FOR THE DURATION OF CONSTRUCTION. TOILETS TO BE SERVICED BY CONTRACTOR ON A REGULAR BASIS TO MAINTAIN SANITARY CONDITIONS.

31. CONTRACTOR SHALL PROTECT ALL EXISTING ROOFS DURING CONSTRUCTION AND SHALL BE RESPONSIBLE FOR ANY DAMAGE TO ROOFS DURING CONSTRUCTION. THE CONTRACTOR SHALL MAKE ALL REPAIRS TO ANY DAMAGED AREAS, AS REQUIRED BY THE MANUFACTURER OF THE ROOF SYSTEM.

32. CONTRACTOR SHALL BE RESPONSIBLE FOR PROVIDING WEATHER TIGHT SEAL PROTECTION OVER ALL ROUGH OPENINGS, INCLUDING WINDOWS AND ROOF OPENINGS. CONTRACTOR TO PROVIDE FOR DURATION OF PROJECT.

33. THE CONTRACTOR SHALL BE RESPONSIBLE FOR CONDUCTING PRE-CONSTRUCTION WALK-THRU'S AND VIDEO TAPING EXISTING CONDITIONS. MANDATORY WALK-THRU SHALL BE PRE-SCHEDULED THROUGH THE CONSTRUCTION MANAGER AND SHALL HAVE OWNER, CONSTRUCTION MANAGER, CONTRACTOR PRESENT. FAILURE TO DO SO WILL RESULT IN OWNER ARRANGING FOR THESE SERVICES AND BACKCHARGING CONTRACTOR FOR ALL RELATED COSTS.

34. MANUFACTURERS MATERIAL SAFETY DATA SHEETS (MSDS) SHALL BE AVAILABLE AT THE SITE FOR ALL PRODUCTS USED IN THE PROJECT TO BE PROVIDED BY THE CONTRACTOR.

35. EGRESS TO BE MAINTAINED AT ALL TIMES DURING CONSTRUCTION.

36. CONTRACTOR SHALL PREPARE CIP DRAWINGS WHICH WILL INDICATE ALL 1-HOUR FIRE RATED TEMPORARY WALLS INCLUDING DUST PARTITIONS AND TEMPORARY CONSTRUCTION FENCES THAT SEPARATE OCCUPIED AREAS FROM AREAS WHERE WORK IS TO BE PERFORMED. THE CIP DRAWINGS SHALL ALSO INDICATE ALL STAGING AREAS INCLUDING LOCATION OF TRAILERS, STORAGE CONTAINERS AND SERVICEABLE TOILETS. FINAL LOCATIONS OF TEMPORARY WALLS, DUST PARTITIONS, TEMPORARY FENCES, STORAGE CONTAINERS AND SERVICEABLE TOILETS SHALL BE REVIEWED WITH THE OWNER AND CONSTRUCTION MANAGER PRIOR TO INSTALLATION.

37. TEMPORARY OWNER'S TRAILER TO BE PROVIDED UNDER THE CONTRACT FOR GENERAL CONSTRUCTION. POWER FOR TRAILER TO BE PROVIDED BY ELECTRICAL CONTRACTOR.

38. BECAUSE OF THE CLOSE PROXIMITY OF THE CONSTRUCTION AREA TO THE EXISTING SCHOOL, ALL EQUIPMENT THAT PRODUCE ENGINE EXHAUST (I.E. VIA COMBUSTION ENGINES, ETC.) SHALL BE PERMANENTLY OUTFITTED WITH GAS OR DIESEL EXHAUST SCRUBBERS FOR THE DURATION OF THE WORK. IF AT ANY TIME THERE IS EQUIPMENT OPERATING WITHOUT THESE DEVICES IN PROPER FUNCTIONAL ORDER THE CONTRACTOR WILL BE FINED $500 PER INSTANCE. FOR DELIVERIES, ENGINES CAN RUN/OPERATE FOR 5 MINUTES (SAME GUIDELINES AS BUSES) THAN NEED TO BE TURNED OFF. FOR EQUIPMENT SUCH AS CONCRETE PUMPERS THAT COME TO THE SITE INTERMITTENTLY, THEY SHALL BE REQUIRED TO OPERATE AS FAR AWAY FROM THE BUILDING AS POSSIBLE. IF THIS EFFORT IS NOT UNDERTAKEN EACH AND EVERY TIME UNDER ANY CIRCUMSTANCE, THEY SHALL BE DIRECTED TO LEAVE THE SITE IMMEDIATELY.

39. BECAUSE OF THE CLOSE PROXIMITY OF THE CONSTRUCTION AREA TO THE EXISTING SCHOOL, ALL EQUIPMENT SHALL HAVE MUFFLERS AND/OR NOISE INHIBITING PARAPHERNALIA EMPLOYED SO AS TO MINIMIZE OR CANCEL OUT NOISE. NOTE THAT THE MAXIMUM ALLOWABLE NOISE LEVEL ALLOWED BY THE SED IS 60DB.

WINTER CONDITION NOTES:

1. ALL CONTRACTORS ARE TO TAKE NECESSARY MEASURES FOR SAFETY PRECAUTIONS.
2. GENERAL CONTRACTOR SHALL BE RESPONSIBLE FOR SNOW REMOVAL AND APPLICATION OF ROAD SALT AS REQUIRED.
3. GENERAL CONTRACTOR TO PROVIDE WEEKLY WEATHER FORECASTS WITH THEIR TWO WEEK LOOK-AHEADS DURING COLD WEATHER MONTHS.
4. PROTECTION AND HEATING OF CONCRETE WORK, SEE TEMPORARY FACILITIES SPECS.
5. WRAPPING OF BUILDING FOR PROTECTION FROM AND HEATING AGAINST COLD WEATHER, SEE TEMPORARY FACILITIES SPECS.

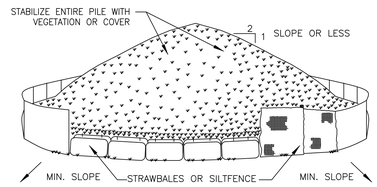

INSTALLATION NOTES:

1. AREA CHOSEN FOR STOCKPILING OPERATIONS SHALL BE DRY AND STABLE.
2. MAXIMUM SLOPE OF STOCKPILE SHALL BE 1:2.
3. UPON COMPLETION OF SOIL STOCKPILING, EACH PILE SHALL BE SURROUNDED WITH EITHER SILT FENCING OR STRAWBALES, THEN STABILIZED WITH VEGETATION OR COVERED.

SOIL STOCKPILING

NOT TO SCALE

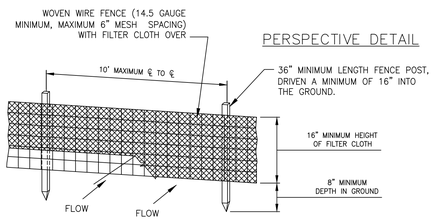

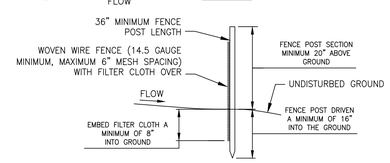

CROSS SECTION

CONSTRUCTION NOTES FOR FABRICATED SILT FENCE

1. WOVEN WIRE FENCE TO BE FASTENED SECURELY TO FENCE POSTS WITH WIRE TIES OR STAPLES.
2. FILTER CLOTH TO BE FASTENED SECURELY TO WOVEN WIRE FENCE WITH TIES SPACED EVERY 24" AT TOP AND MID SECTION.
3. WHEN TWO SECTIONS OF FILTER CLOTH ADJOIN EACH OTHER THEY SHALL BE OVERLAPED BY SIX INCHES AND FOLDED.
4. MAINTENANCE SHALL BE PERFORMED AS NEEDED AND MATERIAL REMOVED WHEN "BULGES" DEVELOP IN THE SILT FENCE.
5. POST: STEEL EITHER "T" OR "U" TYPE OR 2" HARDWOOD
6. FENCE: WOVEN WIRE, 14.5 GAUGE 6" MAXIMUM MESH OPENING FILTER
7. CLOTH: FILTER X, MIRAFI 100X, STABILINKA T140N OR APPROVED EQUAL
8. PREFABRICATED UNIT: GEOFAB. ENVIROFENCE, OR APPROVED EQUAL.

SILT FENCE DETAIL

NOT TO SCALE

REPRODUCED FROM NEW YORK STANDARDS AND SPECIFICATIONS FOR EROSION AND SEDIMENT CONTROL

NOTES

1. THIS DRAWING IS PROVIDED TO DEPICT THE IMPLEMENTATION SCHEDULE OF WORK IN ORDER TO MINIMIZE THE EFFECT OF CONSTRUCTION ON THE EDUCATIONAL PROGRAM AND PRIMARY USES OF THE FACILITY.
2. THIS DRAWING IS GENERAL IN NATURE AND DO NOT REFLECT THE ACTUAL EXISTING CONDITIONS. LATEST PROPOSED FLOOR PLAN, PROPOSED WORK AND WORK AREAS. REFER TO ARCHITECTURAL, MECHANICAL, ELECTRICAL, PLUMBING, STRUCTURAL AND CIVIL DRAWINGS FOR SPECIFIC SCOPED WORK AND WORK AREAS.
3. THIS DRAWING IS FOR REFERENCE ONLY AND SHALL NOT TO BE USED FOR CONSTRUCTION.
4. ALL REGULATORY AGENCY REQUIREMENTS INCLUDING STATE AND LOCAL CODES AND PROPER SAFETY PRECAUTIONS SHALL APPLY AND TAKE PRECEDENCE OVER THE WORK PLANS.

CONSTRUCTION SCHEDULE:

EARLY PHASE (FOR B1 CONVERSION ONLY):
03/29/2021 – 04/02/2021 1ST SHIFT
04/05/2021 – 06/25/2021 2ND SHIFT

PHASE 1A: 06/28/2021 – 08/20/2021
PHASE 1B: 06/28/2021 – 01/07/2022
(AS OF 08/30/2021 ALL WORK ON 2ND SHIFT)

PHASE 2: 06/27/2022 – 08/29/2022

LEGEND OF SYMBOLS

SYMBOL	DESCRIPTION
	TEMPORARY SCAFFOLDING AREA.
	PROPOSED STAGING AREAS: 06/28/21 – 08/20/21 06/27/21 – 08/19/22
	EXTERIOR SITE WORK AREA.
	PHASE 1A – PROPOSED AREAS OF WORK. (06/28/21 – 08/20/21)
	PHASE 1B – PROPOSED AREAS OF WORK. (06/28/21 – 01/07/22)
	PHASE 1C – PROPOSED AREAS OF WORK. (05/03/21 – 06/25/21)
	PHASE 2 – PROPOSED AREAS OF WORK. (06/27/22 – 08/19/22)
	CONSTRUCTION ENTRANCE GATE
— x — x — x —	8' HIGH TEMPORARY FENCE W/BOTTOM & TOP RAILS W/30" SILT FENCE & 8' HIGH SCREEN
	TEMPORARY DUST PROTECTION. TEMPORARY WALL WITH ZIPPER OPENING. TEMPORARY WALL CONSTRUCTION 3-5/8" MTG STUD @ 16" O.C. WITH 5/8" TYPE X GWB EACH SIDE, T&S AND PRIME AND PAINT.
	TEMPORARY DUST PROTECTION. PLASTIC WITH ZIPPER OPENING

TEMPORARY SIGNAGE NOTES

TEMPORARY TRAFFIC SIGNAGE:

PROVIDE TRAFFIC SIGNAGE DURING CONSTRUCTION WHERE REQUIRED TO IDENTIFY TRAFFIC FLOW AND PEDESTRIAN SAFETY. SIGNAGE TO INCLUDE BUT IS NOT LIMITED TO:

- "TRUCKS ENTERING AND EXITING"
- "ALL CONSTRUCTION VEHICLES MUST STOP AT THE GC TRAILER"
- "STOP"
- "DO NOT ENTER"
- "NO ENTRY BETWEEN _____ AND _____"

TEMPORARY PAVEMENT MARKINGS:

PROVIDE PAVEMENT MARKINGS AS REQUIRED FOR TRAFFIC FLOW. AFTER AND/OR REPLACE WHEN NECESSARY.

Revision Schedule

No.	Description	Date
1	ISSUED FOR BID	01/19/2021

KEY PLAN

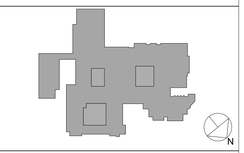

Savin Engineers, P.C.

Geddis Architects
Architecture. Planning. Interiors
71 Old Post Road
P.O. Box 1020
Southport, CT 06890
(203) 256-8700

Fielding International
Transforming Education by Design
259 Water Street Suite 1L
Warren , RI 02885 USA
+1 401-289-2789

BARILE GALLAGHER & ASSOCIATES
CONSULTING ENGINEERS
39 MARBLE AVENUE PLEASANTVILLE, NY 10570
914.328.6060 General@BGA-Eng.com www.BGA-Eng.com

Construction Manager
SAVIN ENGINEERS, P.C.
3 Campus Drive
Pleasantville, NY 10570
914-769-3200

Structural Engineer
ODEH ENGINEERS
1223 Mineral Spring Ave
North Providence, RI 02904
401-724-1771

Civil Engineer
WESTON & SAMPSON
1 Winners Circle, Suite 130
Albany, NY 12205
518-463-4400

Acoustic Consultant
DP DESIGN
12 Cold Spring Street
Providence, RI
401-861-3218

SED #: 6618-0001-0005-032

PROJECT

Rye City School District

555 Theodore Fremd Ave, Rye, NY 10580

Rye High School & Middle School

1 Parsons Street, Rye, New York 10580

Drawn By: AA	Checked By: RF
Scale:	Date: MM/DD/YYYY

CONSTRUCTION IMPLEMENTATION PLAN - GENERAL NOTES & MILESTONE SCHEDULES

SEAL & SIGNATURE	DATE: 09/15/20
	PROJECT No: 9200
	DRAWING BY:
	CHK BY:
	DWG No: CIP-01
	HSMS_CIP-1.dwg

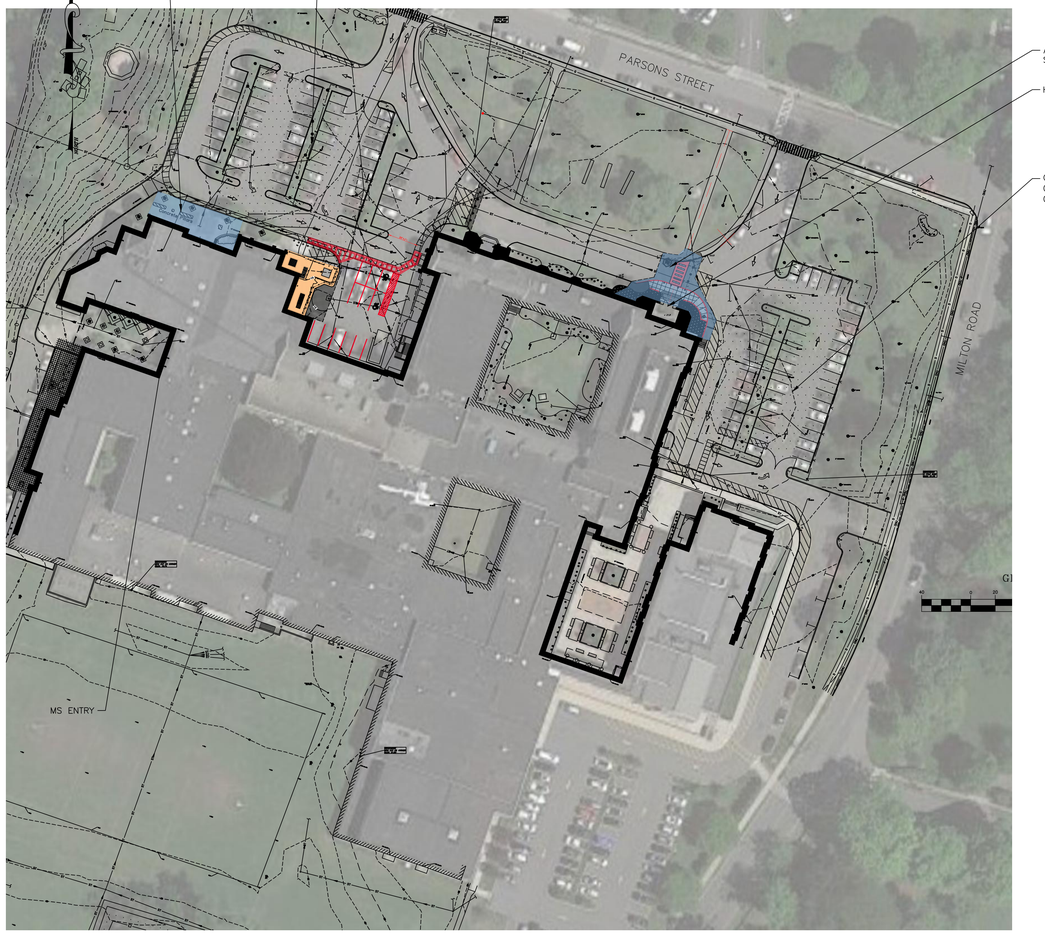

CONSTRUCTION IMPLEMENTATION PLAN - SITE PLAN

SCALE: N.T.S.

LEGEND OF SYMBOLS	
SYMBOL	DESCRIPTION
	TEMPORARY SCAFFOLDING AREA.
	PROPOSED STAGING AREAS: 06/28/21 – 08/20/21 06/27/21 – 08/19/22
	EXTERIOR SITE WORK AREA.
	PHASE 1A – PROPOSED AREAS OF WORK. (06/28/21 – 08/20/21)
	PHASE 1B – PROPOSED AREAS OF WORK. (06/28/21 – 01/07/22)
	PHASE 1C – PROPOSED AREAS OF WORK. (05/03/21 – 06/25/21)
	PHASE 2 – PROPOSED AREAS OF WORK. (06/27/22 – 08/19/22)
	CONSTRUCTION ENTRANCE GATE
— x — x — x —	8' HIGH TEMPORARY FENCE W/BOTTOM & TOP RAILS W/30" SILT FENCE & 8' HIGH SCREEN
	TEMPORARY DUST PROTECTION. TEMPORARY WALL WITH ZIPPER OPENING. TEMPORARY WALL CONSTRUCTION 3-5/8" MTG STUD @ 16" O.C. WITH 5/8" TYPE X GWB EACH SIDE, T&S AND PRIME AND PAINT.
	TEMPORARY DUST PROTECTION. PLASTIC WITH ZIPPER OPENING

CONSTRUCTION SCHEDULE:

EARLY PHASE (FOR B1 CONVERSION ONLY):
03/29/2021 – 04/02/2021 1ST SHIFT
04/05/2021 – 06/25/2021 2ND SHIFT

PHASE 1C: 05/03/2021 – 06/25/2021 (ALL WORK ON 2ND SHIFT)
PHASE 1A: 06/28/2021 – 08/20/2021
PHASE 1B: 06/28/2021 – 01/07/2022
(AS OF 08/30/2021 ALL WORK ON 2ND SHIFT)

PHASE 2: 06/27/2022 – 08/29/2022

WORK AT HS ENTRY VESTIBULE AND EXTERIOR MAY START 05/03/2021, 2ND SHIFT ONLY THROUGH 06/25/2021.

EXTERIOR AREA OF WORK TO BE CONTAINED WITH 8' HIGH CONSTRUCTION FENCE, FENCE SCREEN, AND CONSTRUCTION SIGNAGE.

AT INTERIOR, INSTALL FULL HARD WALL CONSTRUCTION/DUST BARRIER TO SEPARATE FROM OCCUPIED BUILDING.

NOTE:
DUST PARTITIONS SHOWN TO CONTAIN MAJOR AREAS OF WORK. AT OTHER SPACES WHERE WORK TAKES PLACE INSTALL DUST BARRIERS AT DOORWAYS AND OR TO COVER EQUIPMENT AND FURNITURE AND OR AS DIRECTED BY CM.

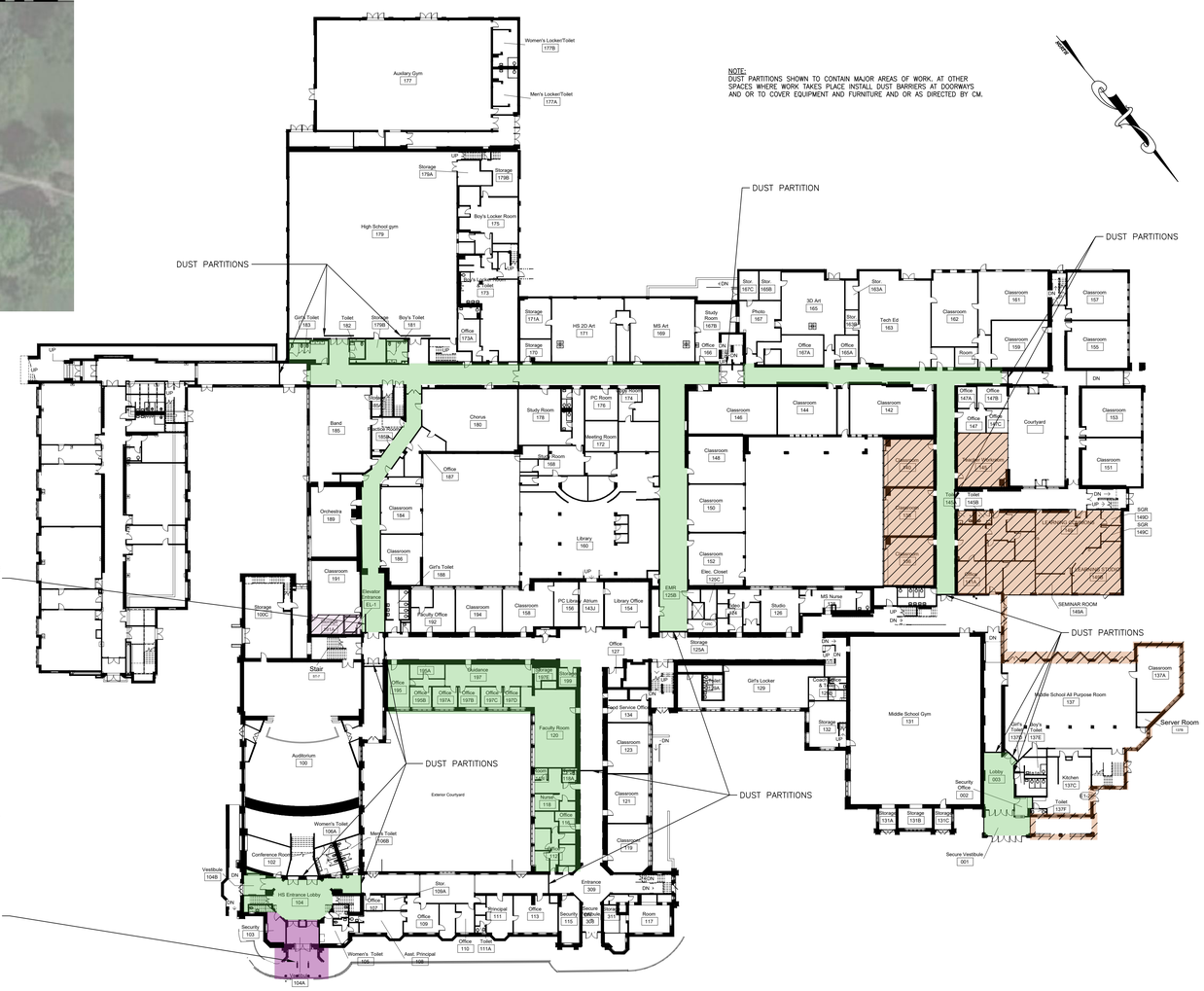

CONSTRUCTION IMPLEMENTATION PLAN - FIRST FLOOR PLAN

SCALE: N.T.S.

Revision Schedule		
No.	Description	Date
1	ISSUED FOR BID	01/19/2021

KEY PLAN

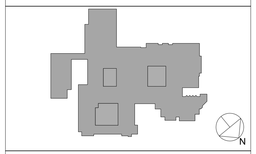

Savin Engineers, P.C.

Geddis Architects
Architecture. Planning. Interiors
71 Old Post Road
P.O. Box 1020
Southport, CT 06890
(203) 256-8700

Fielding International
Transforming Education by Design
259 Water Street Suite 1L
Warren , RI 02885 USA
+1 401-289-2789

BARILE GALLAGHER & ASSOCIATES
CONSULTING ENGINEERS
39 MARBLE AVENUE PLEASANTVILLE, NY 10570
914.328.6060 General@BGA-Eng.com www.BGA-Eng.com

Construction Manager
SAVIN ENGINEERS, P.C.
3 Campus Drive
Pleasantville, NY 10570
914-769-3200

Structural Engineer
ODEH ENGINEERS
1223 Mineral Spring Ave
North Providence, RI 02904
401-724-1771

Civil Engineer
WESTON & SAMPSON
1 Winners Circle, Suite 130
Albany, NY 12205
518-463-4400

Acoustic Consultant
DP DESIGN
12 Cold Spring Street
Providence, RI
401-861-3218

SED #: 6618-0001-0005-032

PROJECT
Rye City School District
555 Theodore Fremd Ave, Rye, NY 10580

Rye High School & Middle School

1 Parsons Street, Rye, New York 10580

Drawn By: AA
Checked By: RF
Scale:
Date: ##########

CONSTRUCTION IMPLEMENTATION PLAN - SITE PLAN & FIRST FLOOR PLAN

SEAL & SIGNATURE

DATE: 09/15/20
PROJECT No: 9200
DRAWING BY:
CHK BY:
DWG No:
CIP-02
HSMS_CIP-2.dwg

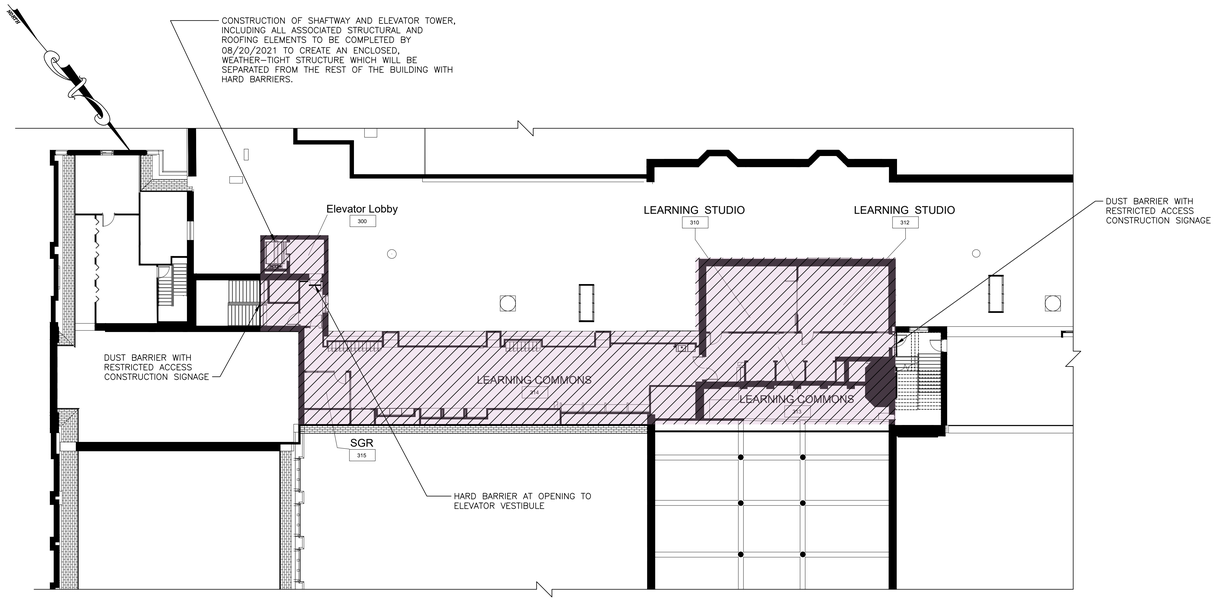

CONSTRUCTION IMPLEMENTATION PLAN - THIRD FLOOR PLAN

SCALE: N.T.S.

LEGEND OF SYMBOLS	
SYMBOL	DESCRIPTION
	TEMPORARY CURB CUT AND ACCESS ROAD AREA.
	PROPOSED STAGING AREAS AS INDICATED ON PLANS. (8/24/21 – 1/7/22)
	PHASE 1A – PROPOSED AREAS OF WORK. (6/28/21 – 8/20/21)
	PHASE 1B – PROPOSED AREAS OF WORK. (6/28/21 – 1/7/22)
	PHASE 2 – PROPOSED AREAS OF WORK. (6/27/22 – 8/19/22)
	CONSTRUCTION ENTRANCE GATE
— x — x — x —	8' HIGH TEMPORARY FENCE W/BOTTOM & TOP RAILS W/30" SILT FENCE & 8' HIGH SCREEN
	TEMPORARY DUST PROTECTION. TEMPORARY WALL WITH ZIPPER OPENING. TEMPORARY WALL CONSTRUCTION 3-5/8" MTG STUD @ 16" O.C. WITH 5/8" TYPE X GWB EACH SIDE, T&S AND PRIME AND PAINT.
	TEMPORARY DUST PROTECTION. PLASTIC WITH ZIPPER OPENING

NOTE:
DUST PARTITIONS SHOWN TO CONTAIN MAJOR AREAS OF WORK. AT OTHER SPACES WHERE WORK TAKES PLACE INSTALL DUST BARRIERS AT DOORWAYS AND OR TO COVER EQUIPMENT AND FURNITURE AND OR AS DIRECTED BY CM.

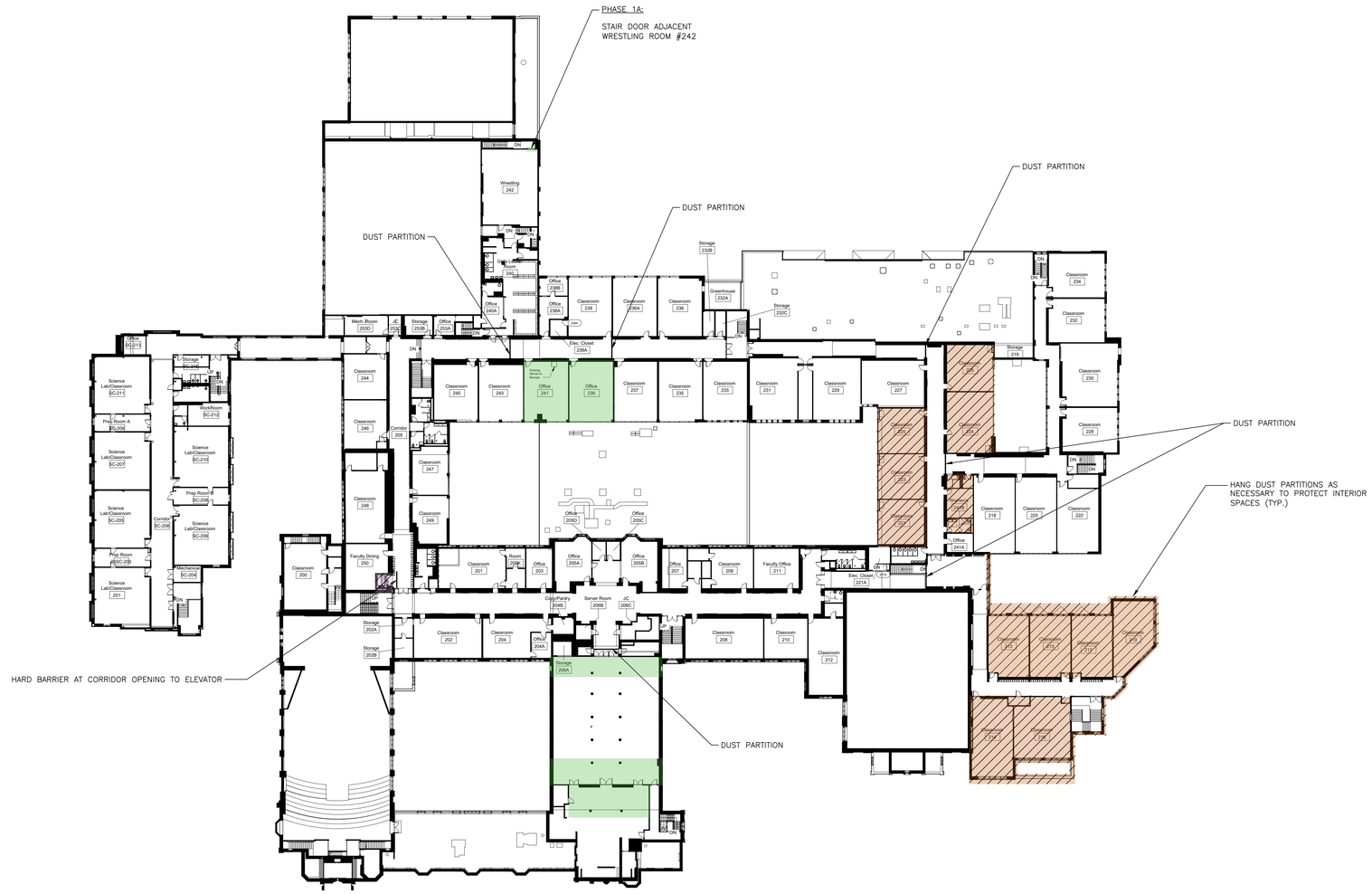

CONSTRUCTION IMPLEMENTATION PLAN - SECOND FLOOR PLAN

SCALE: N.T.S.

Revision Schedule

No.	Description	Date
1	ISSUED FOR BID	01/19/2021

KEY PLAN

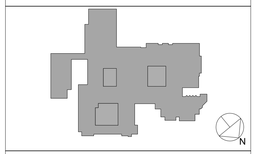

Savin Engineers, P.C.

Geddis Architects
Architecture. Planning. Interiors
71 Old Post Road
P.O. Box 1020
Southport, CT 06890
(203) 256-8700

Fielding International
Transforming Education by Design
259 Water Street Suite 1L
Warren , RI 02885 USA
+1 401-289-2789

BARILE GALLAGHER & ASSOCIATES
CONSULTING ENGINEERS
39 MARBLE AVENUE PLEASANTVILLE, NY 10570
914.328.6060 General@BGA-Eng.com www.BGA-Eng.com

Construction Manager
SAVIN ENGINEERS, P.C.
3 Campus Drive
Pleasantville, NY 10570
914-769-3200

Structural Engineer
ODEH ENGINEERS
1223 Mineral Spring Ave
North Providence, RI 02904
401-724-1771

Civil Engineer
WESTON & SAMPSON
1 Winners Circle, Suite 130
Albany, NY 12205
518-463-4400

Acoustic Consultant
DP DESIGN
12 Cold Spring Street
Providence, RI
401-861-3218

SED #: 6618-0001-0005-032

PROJECT
Rye City School District
555 Theodore Fremd Ave, Rye, NY 10580

Rye High School & Middle School
1 Parsons Street, Rye, New York 10580

Drawn By: AA
Checked By: RF
Scale:
Date: MM/DD/YYYY

CONSTRUCTION IMPLEMENTATION PLAN - SECOND FLOOR & PARTIAL THIRD FLOOR PLAN

SEAL & SIGNATURE

DATE: 09/15/20
PROJECT No: 9200
DRAWING BY:
CHK BY:
DWG No:
CIP-03

HSMS_CIP-3.dwg

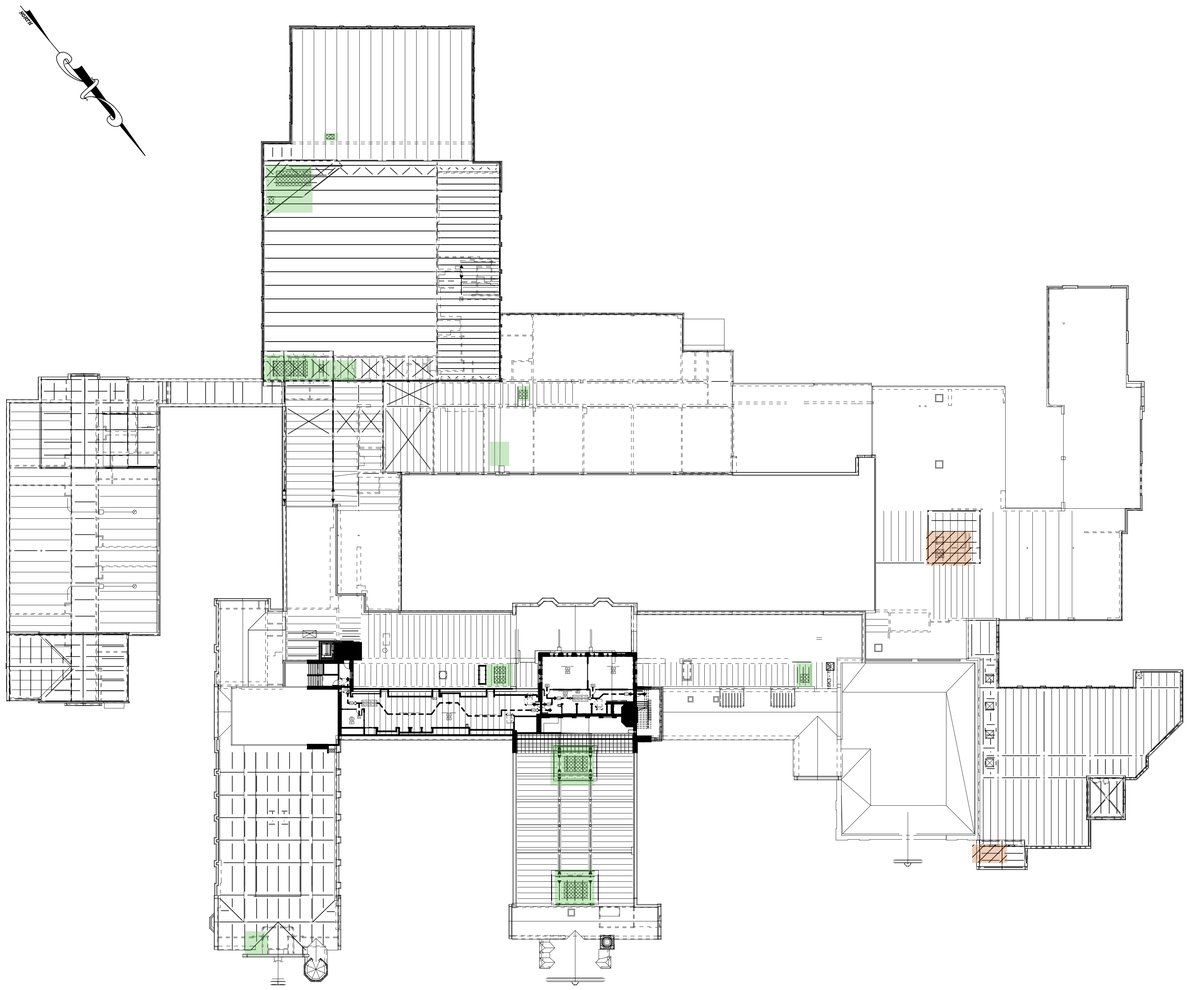

CONSTRUCTION IMPLEMENTATION PLAN - STRUCTURAL ROOF PLAN

SCALE: N.T.S.

LEGEND OF SYMBOLS

SYMBOL	DESCRIPTION
	TEMPORARY CURB CUT AND ACCESS ROAD AREA.
	PROPOSED STAGING AREAS AS INDICATED ON PLANS. (8/24/21 – 1/7/22)
	PHASE 1A – PROPOSED AREAS OF WORK. (6/28/21 – 8/20/21)
	PHASE 1B – PROPOSED AREAS OF WORK. (6/28/21 – 1/7/22) 2ND SHIFT WEEKDAYS FROM START OF SCHOOL
	PHASE 2 – PROPOSED AREAS OF WORK. (6/27/22 – 8/19/22)
	CONSTRUCTION ENTRANCE GATE
— x — x — x —	8' HIGH TEMPORARY FENCE W/BOTTOM & TOP RAILS W/30" SILT FENCE & 8' HIGH SCREEN
	TEMPORARY DUST PROTECTION. TEMPORARY WALL WITH ZIPPER OPENING. TEMPORARY WALL CONSTRUCTION 3–5/8" MTG STUD @ 16" O.C. WITH 5/8" TYPE X GWB EACH SIDE, T&S AND PRIME AND PAINT.
	TEMPORARY DUST PROTECTION. PLASTIC WITH ZIPPER OPENING

NOTES:
1. ELEVATOR: CONSTRUCTION OF SHAFT AND ALL STRUCTURAL AND ROOFING ELEMENTS TO BE COMPLETED BY 8/20/21 TO CREATE AN ENCLOSED, WEATHER TIGHT STRUCTURE THAT CAN BE SEPARATED FROM THE REST OF THE BUILDING WITH HARD BARRIERS.
2. ROOF: ALL ROOF SCOPE INCLUDE TIE–IN AT NEW ELEVATOR TOWER TO BE COMPLETED BY 8/20/21

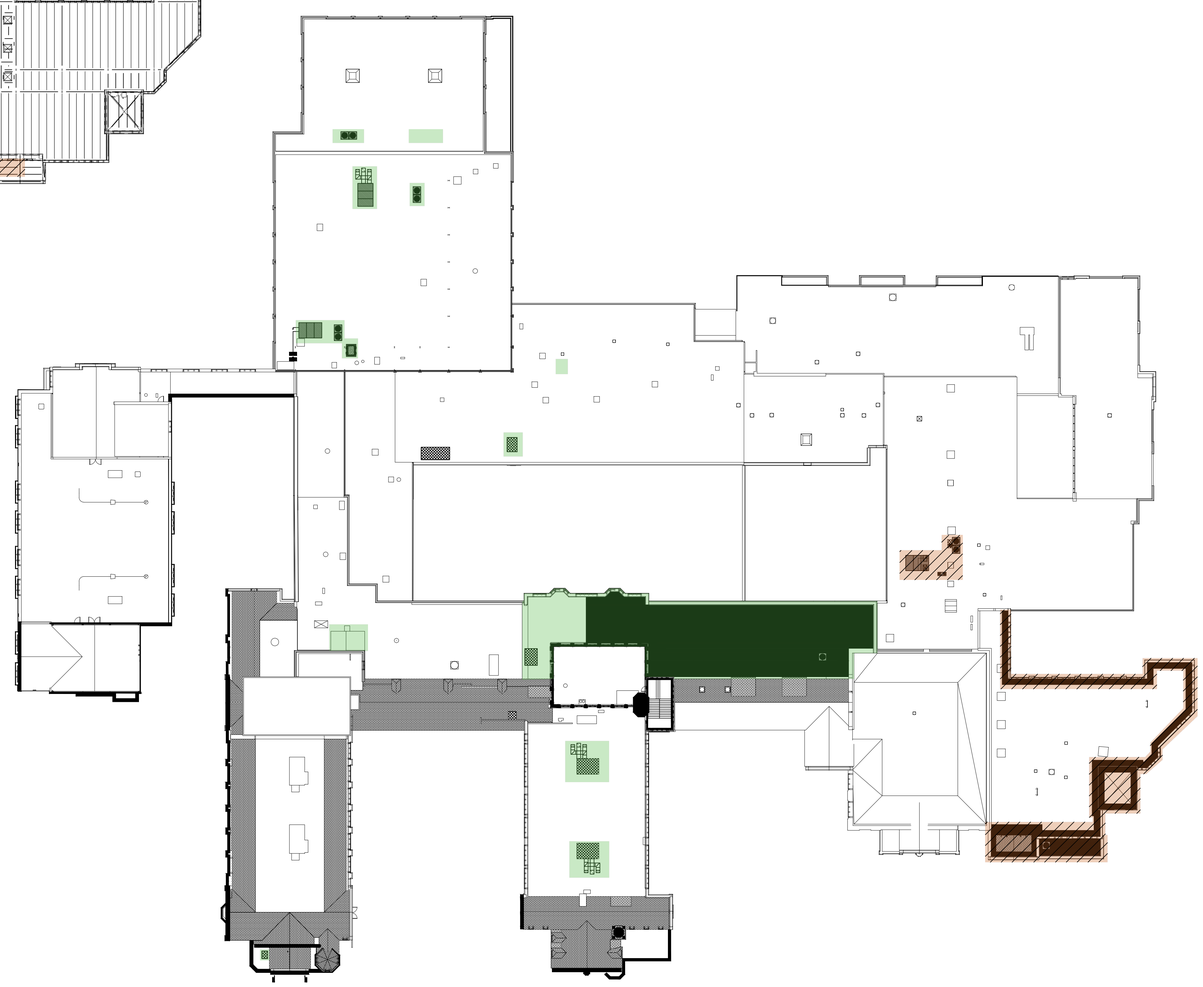

CONSTRUCTION IMPLEMENTATION PLAN - ROOF PLAN

SCALE: N.T.S.

Revision Schedule

No.	Description	Date
1	ISSUED FOR BID	01/19/2021

KEY PLAN

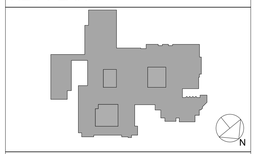

Savin Engineers, P.C.

Geddis Architects
Architecture. Planning. Interiors
71 Old Post Road
P.O. Box 1020
Southport, CT 06890
(203) 256-8700

Fielding International
Transforming Education by Design
259 Water Street Suite 1L
Warren , RI 02885 USA
+1 401-289-2789

BARILE GALLAGHER & ASSOCIATES
CONSULTING ENGINEERS
39 MARBLE AVENUE PLEASANTVILLE, NY 10570
914.328.6060 General@BGA-Eng.com www.BGA-Eng.com

Construction Manager
SAVIN ENGINEERS, P.C.
3 Campus Drive
Pleasantville, NY 10570
914-769-3200

Structural Engineer
ODEH ENGINEERS
1223 Mineral Spring Ave
North Providence, RI 02904
401-724-1771

Civil Engineer
WESTON & SAMPSON
1 Winners Circle, Suite 130
Albany, NY 12205
518-463-4400

Acoustic Consultant
DP DESIGN
12 Cold Spring Street
Providence, RI
401-861-3218

SED #: 6618-0001-0005-032

PROJECT
Rye City School District
555 Theodore Fremd Ave, Rye, NY 10580

Rye High School & Middle School

1 Parsons Street, Rye, New York 10580

Drawn By: AA	Checked By: RF
Scale:	Date: MM/DD/YYYY

CONSTRUCTION IMPLEMENTATION PLAN - STRUCTURAL ROOF PLAN & ARCHITECTURAL ROOF PLAN

SEAL & SIGNATURE

DATE: 09/15/20
PROJECT No: 9200
DRAWING BY:
CHK BY:
DWG No:
CIP-04

HS&S_CIP-4.dwg

CONSTRUCTION IMPLEMENTATION PLAN - ROOF MECHANICAL PLAN

SCALE: N.T.S.

LEGEND OF SYMBOLS

SYMBOL	DESCRIPTION
	TEMPORARY CURB CUT AND ACCESS ROAD AREA.
	PROPOSED STAGING AREAS AS INDICATED ON PLANS. (8/24/21 – 1/7/22)
	PHASE 1A – PROPOSED AREAS OF WORK. (6/28/21 – 8/20/21)
	PHASE 1B – PROPOSED AREAS OF WORK. (6/28/21 – 1/7/22) 2ND SHIFT WEEKDAYS FROM START OF SCHOOL
	PHASE 2 – PROPOSED AREAS OF WORK. (6/27/22 – 8/19/22)
	CONSTRUCTION ENTRANCE GATE
— x — x — x —	8' HIGH TEMPORARY FENCE W/BOTTOM & TOP RAILS W/30" SILT FENCE & 8' HIGH SCREEN
	TEMPORARY DUST PROTECTION. TEMPORARY WALL WITH ZIPPER OPENING. TEMPORARY WALL CONSTRUCTION 3-5/8" MTG STUD @ 16" O.C. WITH 5/8" TYPE X GWB EACH SIDE, T&S AND PRIME AND PAINT.
	TEMPORARY DUST PROTECTION. PLASTIC WITH ZIPPER OPENING

Revision Schedule

No.	Description	Date
1	ISSUED FOR BID	01/19/2021

KEY PLAN

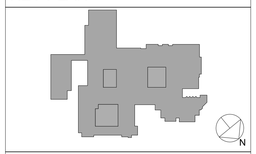

Savin Engineers, P.C.

Geddis Architects
Architecture. Planning. Interiors
71 Old Post Road
P.O. Box 1020
Southport, CT 06890
(203) 256-8700

Fielding International
Transforming Education by Design
259 Water Street Suite 1L
Warren , RI 02885 USA
+1 401-289-2789

BARILE GALLAGHER & ASSOCIATES
CONSULTING ENGINEERS
39 MARBLE AVENUE PLEASANTVILLE, NY 10570
914.328.6060 General@BGA-Eng.com www.BGA-Eng.com

Construction Manager
SAVIN ENGINEERS, P.C.
3 Campus Drive
Pleasantville, NY 10570
914-769-3200

Structural Engineer
ODEH ENGINEERS
1223 Mineral Spring Ave
North Providence, RI 02904
401-724-1771

Civil Engineer
WESTON & SAMPSON
1 Winners Circle, Suite 130
Albany, NY 12205
518-463-4400

Acoustic Consultant
DP DESIGN
12 Cold Spring Street
Providence, RI
401-861-3218

SED #: 6618-0001-0005-032

PROJECT

Rye City School District

555 Theodore Fremd Ave, Rye, NY 10580

Rye High School & Middle School

1 Parsons Street, Rye, New York 10580

Drawn By: AA
Checked By: RF
Scale:
Date: MM/DD/YYYY

CONSTRUCTION IMPLEMENTATION PLAN - MECHANICAL ROOF PLAN

SEAL & SIGNATURE

DATE: 09/15/20
PROJECT No: 9200
DRAWING BY:
CHK BY:
DWG No:
CIP-05

HSMS_CIP-5.dwg

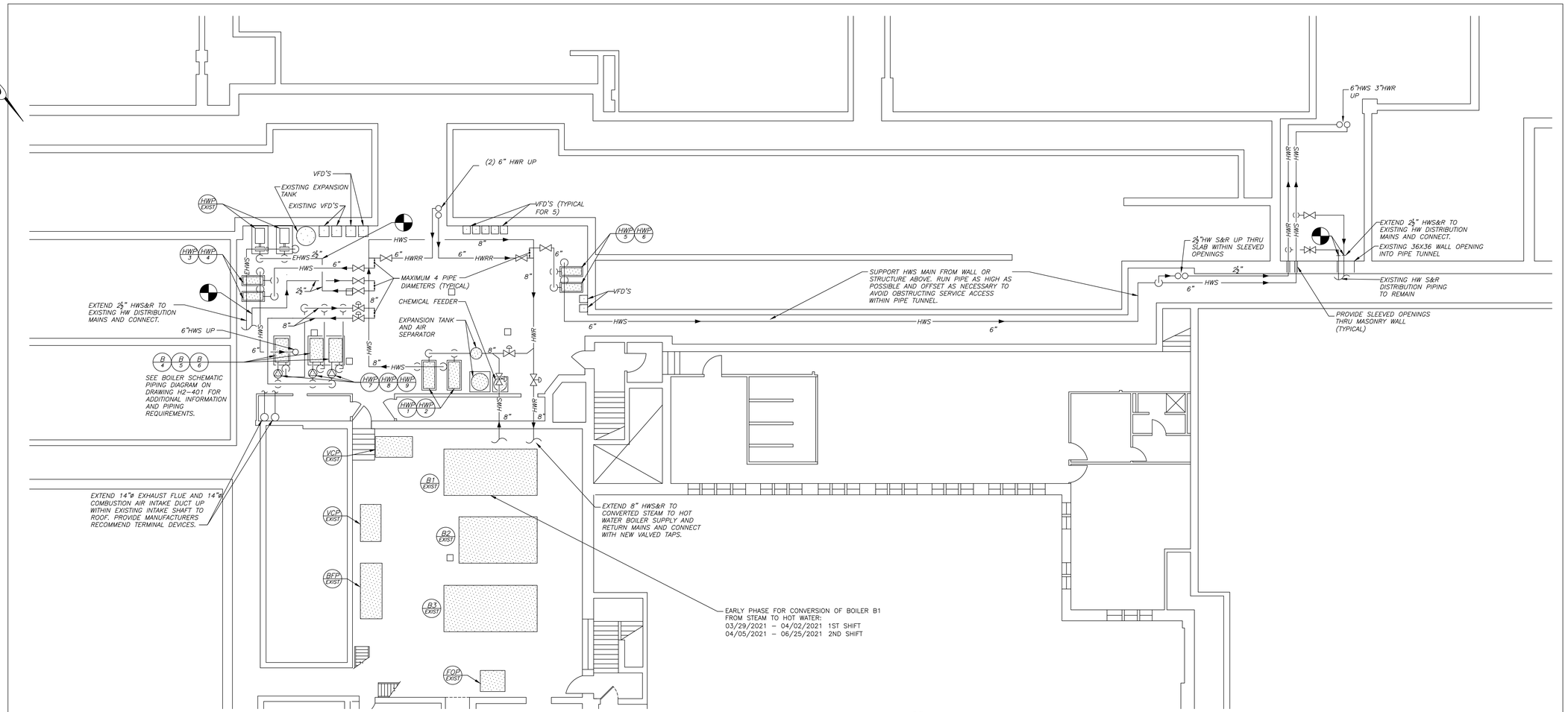

PART BASEMENT FLOOR PLAN (1 / H2-201)

(NEW WORK)

1/8 inch=1 foot

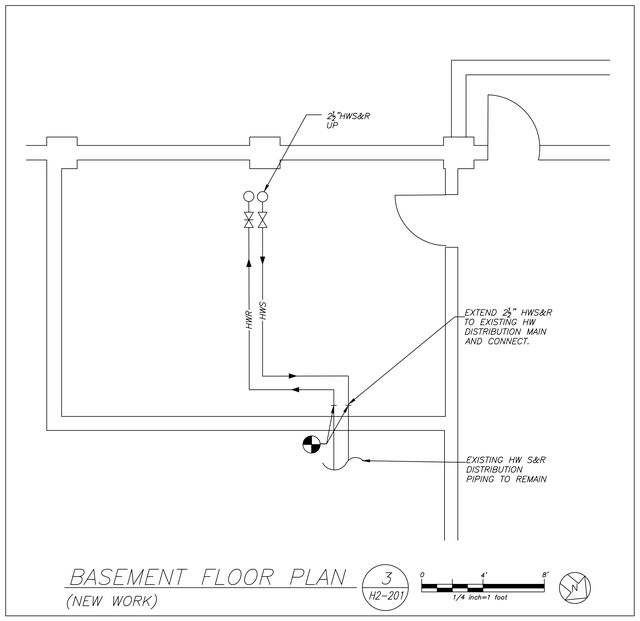

BASEMENT FLOOR PLAN (3 / H2-201)

(NEW WORK)

1/4 inch=1 foot

PHASE 1A: 6/28/21 – 8/20/21
(ALL WORK SHOWN ON THIS SHEET)

BEFORE FABRICATION THIS CONTRACTOR SHALL VERIFY ALL MEASUREMENTS AND CONDITIONS ON JOB AND COORDINATE HIS WORK WITH THE WORK OF ALL OTHER CONTRACTORS

LIST OF APPURTENANCES

MARK	DESCRIPTION
1	SUCTION DIFFUSER
2	TRIPLE DUTY VALVE (SOFT SEAT)
3	FLEXIBLE CONNECTION
4	CONCENTRIC REDUCER
5	PRESSURE GUAGE(W/SHUT-OFF COCK)
6	PRESSURE GUAGE (WITH SHUT-OFF COCK) & THERMOMETER
7	DRAIN VALVE WITH HOSE END CONNECTION
8	GATE VALVE (WITH CHAIN OPERATOR FOR UNREACHABLE LOCATIONS)
9	AUTOMATIC AIR VENT
10	BALL VALVE
11	PRESSURIZED EXPANSION TANK
12	NOT USED
13	CHECK VALVE
14	UNION CONNECTION
15	BOILER PRESS./TEMP. RELIEF VALVE
16	GROUT PUMP BASE INTO PAD
17	BRONZE BODY MAKE-UP WATER PRESSURE REGULATOR W/ BUILT IN CHECK VALVE
18	NOT USED
19	NOT USED
20	NEW 4" THICK CONCRETE HOUSEKEEPING PAD
21	EXISTING FLUE OUTLET
22	EXISTING 4" HOUSEKEEPING PAD
23	BOILER DRAIN
24	NOT USED
25	BALANCE VALVE
26	HEADER TEMPERATURE SENSOR
27	DIFFERENTIAL PRESSURE SENSOR (VFD)
28	NOT USED

KEYED NOTES (NEW WORK)

1. CONVERT ONE (OF THE 3) EXISTING STEAM BOILERS (MODEL SMITH 6500-S-21 WITH POWER FLAME BURNER C7-GO-30) FROM STEAM OPERATION TO HOT WATER. CAP STEAM MAIN AND ASSOCIATED CONDENSATE RETURN LINES ACCORDINGLY TO ISOLATE CONVERTED BOILER FROM STEAM SYSTEM. COMPLY WITH MANUFACTURER'S RECOMMENDATIONS AND INSTRUCTIONS FOR BOILER CONVERSION. PROVIDE COMPLETE START UP AND TEST OF THE CONVERTED BOILER SYSTEM USING FACTORY AUTHORIZED SERVICE AGENT. THE CONVERSION SHALL INCLUDE BUT NOT BE LIMITED TO THE FOLLOWING:

   a. REMOVAL OF THE BOILER STEAM RISERS, SUB-HEADER AND EQUALIZER PIPING.
   b. REMOVAL OF THE STEAM PRESSURE RELIEF VALVES.
   c. REMOVAL OF THE OPERATING, HIGH LIMIT BOILER PRESSURE CONTROLS.
   d. REMOVAL OF THE BOILER PRESSURE GAUGE.
   e. A COMPLETE CLEANING OF THE FIRESIDE OF THE BOILER TO INCLUDE BRUSH AND VACUUMING OF THE HEAT EXCHANGER AND RE-ASSEMBLY OF THE CLEAN OUT PASSAGES WITH NEW HIGH TEMPERATURE ROPE AS NEEDED.
   f. A COMPLETE CLEANING OF THE BOILER WATERSIDE TO INCLUDE WASHING, FLUSHING AND DE-SCALING OF THE HX IF NECESSARY.
   g. USING THE EXISTING FLANGED CONNECTION ON THE BOILER FRONT SECTION, REMOVE THE BLANKING PLATE AND INSTALL NEW PIPING TO HOT WATER SUPPLY.
   h. REMOVE THE FLANGE AND BLANKING PLATE FROM THE REAR SECTION. FURNISH AND INSTALL A RETURN TEMPERATURE STABILIZER TUBE ASSEMBLY (RTS) IN THE REAR SECTION, SLIDING THE ASSEMBLY INTO THE BOILER PER THE MANUFACTURER'S INSTRUCTIONS. CONNECT NEW RETURN PIPING TO THIS FLANGE CONNECTION.
   i. FURNISH AND INSTALL PIPE PLUGS IN THE SECTION TAPS WHERE THE RISERS WERE REMOVED.
   j. FURNISH THE FOLLOWING NEW BOILER CONTROLS:
      1. L4006A OPERATING CONTROLLER.
      2. L4006E HIGH LIMIT CONTROLLER.
      3. TEMPERATURE SENSOR FOR EXISTING T775 CONTROLLER LOCATED IN BURNER PANEL
      4. PRESSURE / TEMPERATURE GAUGE
      5. WATTS TYPE 740 PRESSURE RELIEF VALVE – 50 PSI WITH A MINIMUM RELIEVING CAPACITY OF 3,344 MBH OR GREATER.
   k. THE TWO EXISTING LOW WATER CUT OFFS SHALL BE REPLACED.

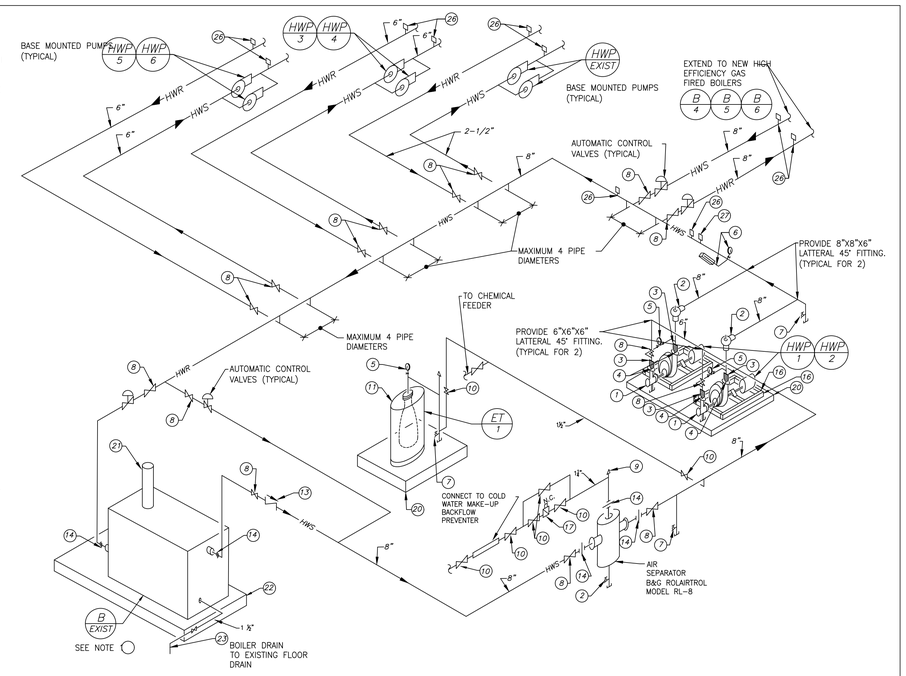

BOILER CONVERSION PIPING DIAGRAM (2 / H2-201)

NO SCALE

Revision Schedule

No.	Description	Date
1	ISSUED FOR BID	01/19/2021

KEY PLAN

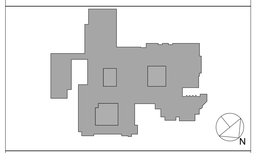

Savin Engineers, P.C.

Geddis Architects
Architecture. Planning. Interiors
71 Old Post Road
P.O. Box 1020
Southport, CT 06890
(203) 256-8700

Fielding International
Transforming Education by Design
259 Water Street Suite 1L
Warren , RI 02885 USA
+1 401-289-2789

BARILE GALLAGHER & ASSOCIATES
CONSULTING ENGINEERS
39 MARBLE AVENUE PLEASANTVILLE, NY 10570
914.328.6060 General@BGA-Eng.com www.BGA-Eng.com

Construction Manager
SAVIN ENGINEERS, P.C.
3 Campus Drive
Pleasantville, NY 10570
914-769-3200

Structural Engineer
ODEH ENGINEERS
1223 Mineral Spring Ave
North Providence, RI 02904
401-724-1771

Civil Engineer
WESTON & SAMPSON
1 Winners Circle, Suite 130
Albany, NY 12205
518-463-4400

Acoustic Consultant
DP DESIGN
12 Cold Spring Street
Providence, RI
401-861-3218

SED #: 6618-0001-0005-032

PROJECT

Rye City School District
555 Theodore Fremd Ave, Rye, NY 10580

Rye High School & Middle School
1 Parsons Street, Rye, New York 10580

Drawn By: AA	Checked By: RF
Scale:	Date: MM/DD/YYYY

CONSTRUCTION IMPLEMENTATION PLAN - BOILER PIPING & PARTIAL BASEMENT PLANS

SEAL & SIGNATURE

DATE:	09/15/20
PROJECT No:	9200
DRAWING BY:	
CHK BY:	
DWG No:	CIP-06

HSMS_CIP-6.dwg

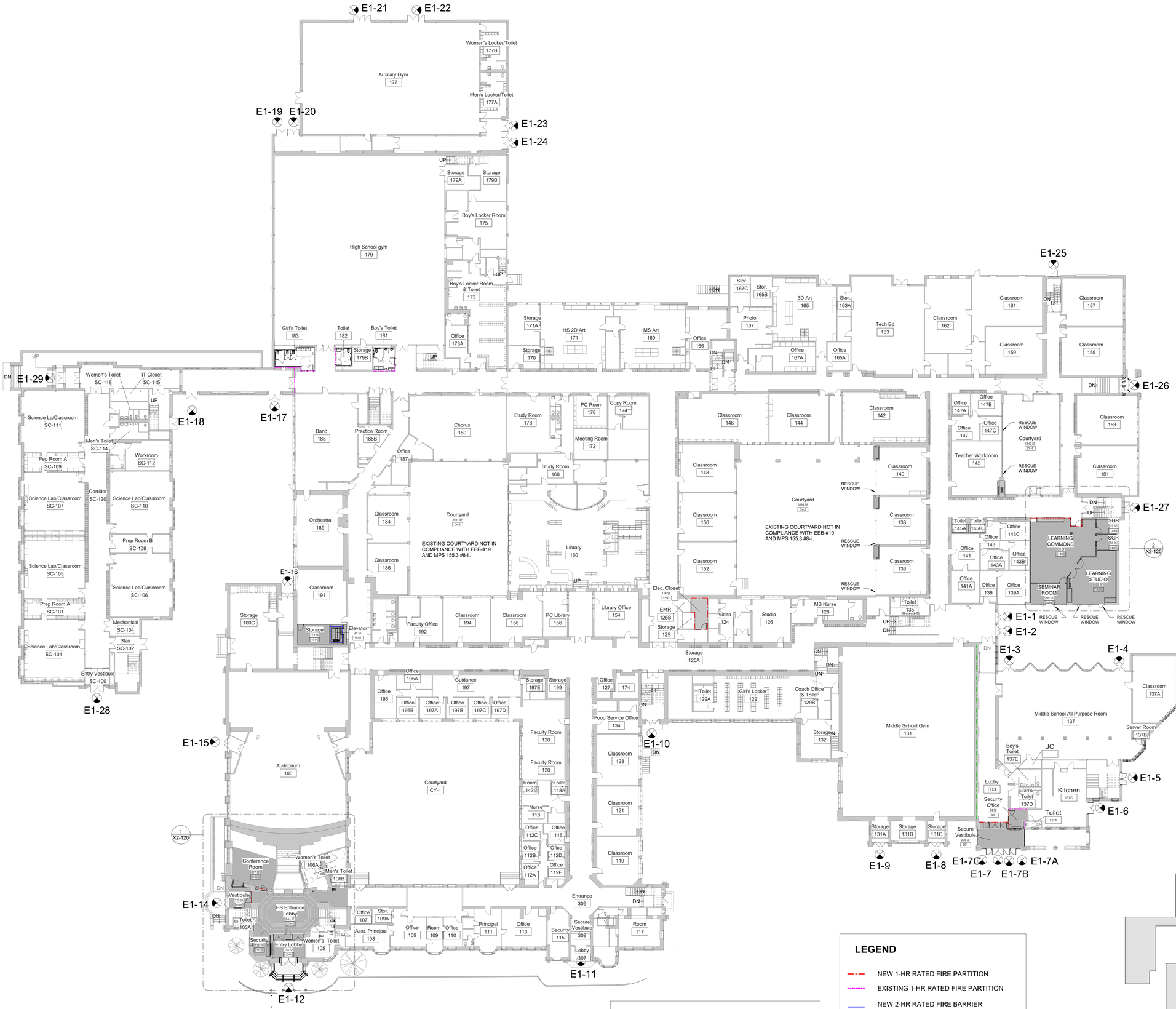

First Floor Plan-Phase 2 Code Compliance Plan

1

SCALE: 1" = 20'-0"

LEGEND

SCOPE OF WORK

GENERAL CODE DATA	
OCCUPANCY GROUP	E
CONSTRUCTION TYPE	1B
HEIGHT OF BUILDING	2 STORIES (EXISTING)
FIRE AREA ALLOWED	UNLIMITED
FIRE AREA PROPOSED	NO CHANGE

EGRESS CAPACITY-FIRST FLOOR...			
EXIT	WIDTH	EGRESS WIDTH/ PERSON	TOTAL EGRESS CAPACITY
E1-1	6' - 0"	.2"	360
E1-2	6' - 0"	.2"	360
E1-3	6' - 0"	.2"	360
E1-4	6' - 0"	.2"	360
E1-5	6' - 0"	.2"	360
E1-6	6' - 0"	.2"	360
E1-7	6' - 0"	.2"	360
E1-7A	3' - 0"	.2"	180
E1-7B	3' - 0"	.2"	180
E1-7C	3' - 0"	.2"	180
E1-8	6' - 8"	.2"	380
E1-9	6' - 4"	.2"	380
E1-10	6' - 4"	.2"	380
E1-11	6' - 2"	.2"	370
E1-12	8' - 0"	.2"	480
E1-14	5' - 10"	.2"	350
E1-15	6' - 0"	.2"	360
E1-16	6' - 0"	.2"	360
E1-17	6' - 0"	.2"	360
E1-18	6' - 0"	.2"	360
E1-19	5' - 11"	.2"	355
E1-20	5' - 11"	.2"	355
E1-21	9' - 0"	.2"	540
E1-22	9' - 0"	.2"	540
E1-23	6' - 0"	.2"	360
E1-24	9' - 0"	.2"	540
E1-25	3' - 0"	.2"	180
E1-26	6' - 0"	.2"	360
E1-27	6' - 0"	.2"	360
E1-28	7' - 0"	.2"	420
E1-29	6' - 0"	.2"	360
Grand total			11210

LEGEND

- NEW 1-HR RATED FIRE PARTITION
- EXISTING 1-HR RATED FIRE PARTITION
- NEW 2-HR RATED FIRE BARRIER
- EXISTING 2-HR RATED FIRE BARRIER
- NEW 2-HR RATED FIRE WALL
- EXISTING 2-HR RATED FIRE WALL

NOTES

1. EXISTING PARTITIONS WITHIN SCOPE OF WORK TO BE ALTERED TO COMPLY WITH 1 HOUR OR 2 HOUR RATING TO UNDERSIDE OF DECK. ANY VOIDS TO BE FILLED SOLID WITH US GYP BD "THERMAFIBER" SAFING INSULATION.

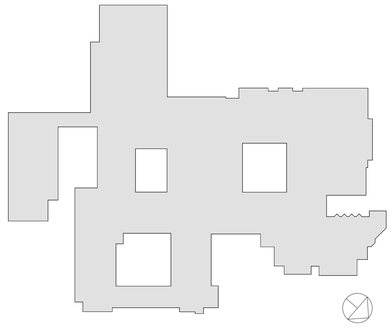

RYE HIGH SCHOOL & MIDDLE SCHOOL KEY PLAN

1" = 100'

Revision Schedule		
No.	Description	Date
1	SED SUBMISSION	09/15/2020
2	SED SUBMISSION: Addendum #1	01/11/2021
3	ISSUED FOR BID	01/19/2021

Geddis Architects

Architecture. Planning. Interiors

71 Old Post Road
P.O. Box 1020
Southport, CT 06890
(203) 256-8700

Fielding International

Transforming Education by Design

259 Water Street Suite 1L
Warren , RI 02885 USA
+1 401-289-2789

BARILE GALLAGHER & ASSOCIATES

CONSULTING ENGINEERS

39 MARBLE AVENUE PLEASANTVILLE, NY 10570
914.328.6060 General@BGA-Eng.com www.BGA-Eng.com

Construction Manager
SAVIN ENGINEERS, P.C.
3 Campus Drive
Pleasantville, NY 10570
914-769-3200

Structural Engineer
ODEH ENGINEERS
1223 Mineral Spring Ave
North Providence, RI 02904
401-724-1771

Civil Engineer
WESTON & SAMPSON
1 Winners Circle, Suite 130
Albany, NY 12205
518-463-4400

Roof Consultant
WATSKY ASSOCIATES INC.
20 Madison Ave
Valhalla, NY 10595
914-948-3450

Acoustic Consultant
DP DESIGN
12 Cold Spring Street
Providence, RI
401-861-3218

AV Consultant
CAVANAUGH TOCCI
327 F Boston Post Road
Sudbury, MA 01776-3027
978-443-7871

SED #: 6618-0001-0005-032

PROJECT

Rye City School District

555 Theodore Fremd Ave, Rye, NY 10580

Rye High School & Middle School

1 Parsons Street, Rye, New York 10580

FIRST FLOOR CODE COMPLIANCE PLAN

PROJECTS 1, 2, 3 & 4

SEAL & SIGNATURE

DATE: 01/19/21
PROJECT No: 9200
DRAWING BY: Author
CHK BY: Checker
DWG No:
X2-101

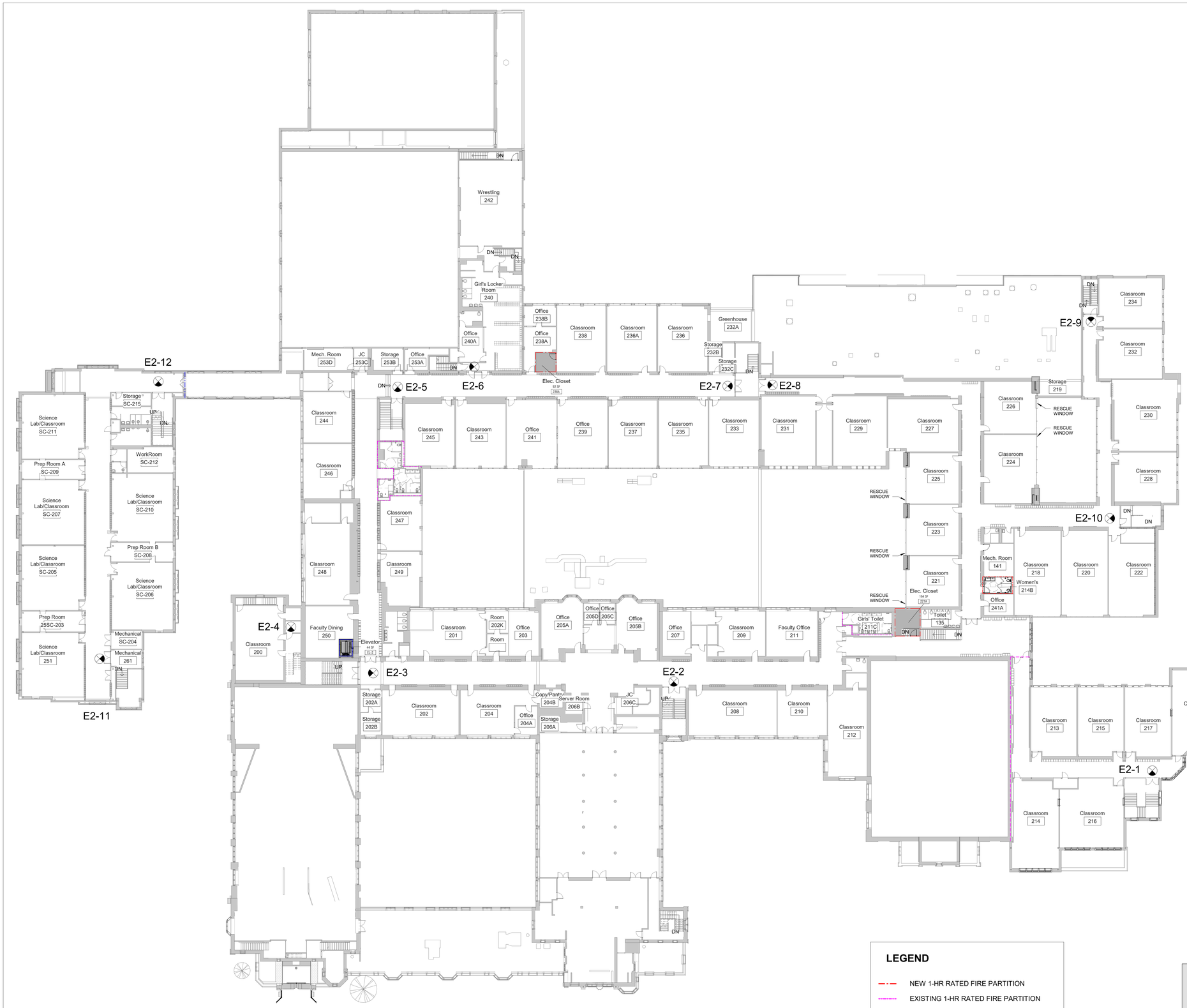

Second Floor Plan-Phase 2 Code Compliance Plan

1

SCALE: 1" = 20'-0"

LEGEND

- NEW 1-HR RATED FIRE PARTITION
- EXISTING 1-HR RATED FIRE PARTITION
- NEW 2-HR RATED FIRE BARRIER
- EXISTING 2-HR RATED FIRE BARRIER
- NEW 2-HR RATED FIRE WALL
- EXISTING 2-HR RATED FIRE WALL

LEGEND

SCOPE OF WORK

NOTES

1. EXISTING PARTITIONS WITHIN SCOPE OF WORK TO BE ALTERED TO COMPLY WITH 1 HOUR OR 2 HOUR RATING TO UNDERSIDE OF DECK. ANY VOIDS TO BE FILLED SOLID WITH US GYP BD "THERMAFIBER" SAFING INSULATION.

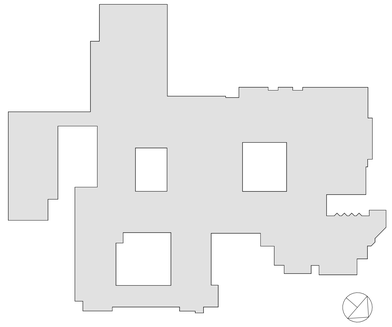

RYE HIGH SCHOOL & MIDDLE SCHOOL KEY PLAN

1" = 100'

Revision Schedule

No.	Description	Date
1	SED SUBMISSION	09/15/2020
2	SED SUBMISSION: Addendum #1	01/11/2021
3	ISSUED FOR BID	01/19/2021

Geddis Architects

Architecture. Planning. Interiors

71 Old Post Road
P.O. Box 1020
Southport, CT 06890
(203) 256-8700

Fielding International

Transforming Education by Design

259 Water Street Suite 1L
Warren , RI 02885 USA
+1 401-289-2789

BARILE GALLAGHER & ASSOCIATES

CONSULTING ENGINEERS

39 MARBLE AVENUE PLEASANTVILLE, NY 10570
914.328.6060 General@BGA-Eng.com www.BGA-Eng.com

Construction Manager
SAVIN ENGINEERS, P.C.
3 Campus Drive
Pleasantville, NY 10570
914-769-3200

Structural Engineer
ODEH ENGINEERS
1223 Mineral Spring Ave
North Providence, RI 02904
401-724-1771

Civil Engineer
WESTON & SAMPSON
1 Winners Circle, Suite 130
Albany, NY 12205
518-463-4400

Roof Consultant
WATSKY ASSOCIATES INC.
20 Madison Ave
Valhalla, NY 10595
914-948-3450

Acoustic Consultant
DP DESIGN
12 Cold Spring Street
Providence, RI
401-861-3218

AV Consultant
CAVANAUGH TOCCI
327 F Boston Post Road
Sudbury, MA 01776-3027
978-443-7871

SED #: 6618-0001-0005-032

PROJECT

Rye City School District

555 Theodore Fremd Ave, Rye, NY 10580

Rye High School & Middle School

1 Parsons Street, Rye, New York 10580

SECOND FLOOR CODE COMPLIANCE PLAN

PROJECTS 1, 2, 3 & 4

SEAL & SIGNATURE

DATE: 01/19/21
PROJECT No: 9200
DRAWING BY: Author
CHK BY: Checker
DWG No: X2-102

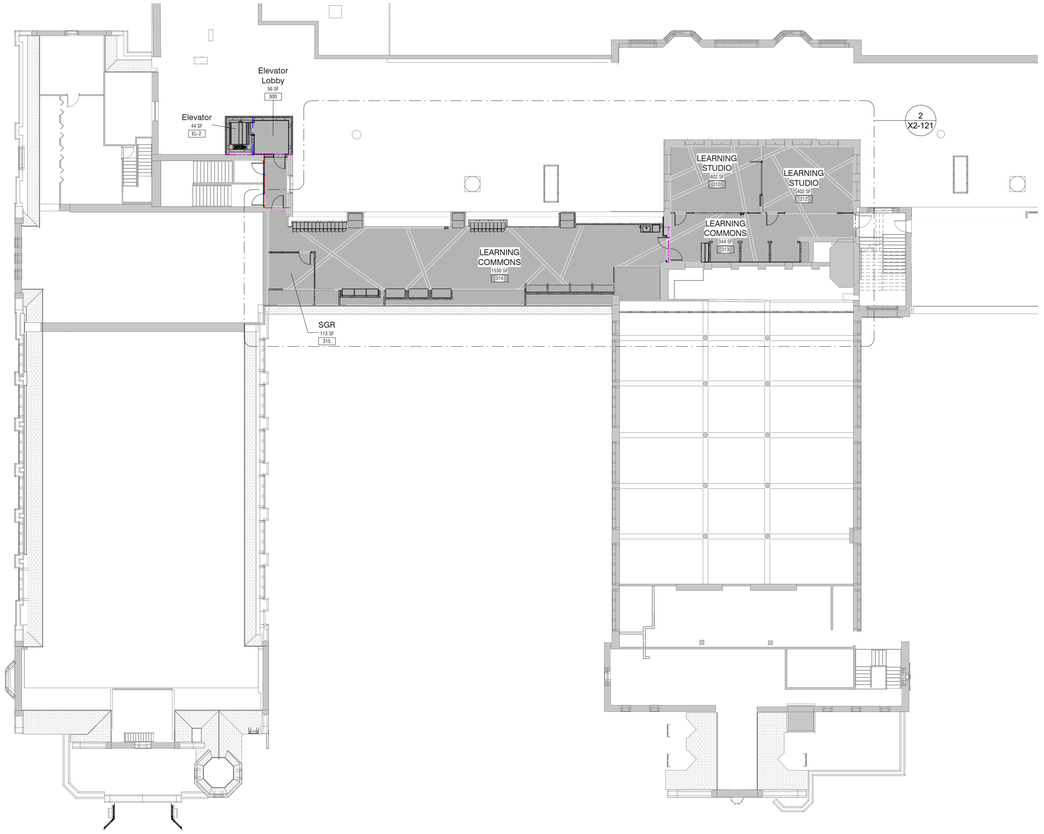

1 Third Floor Code Compliance Plan Phase 2

SCALE: 1/16" = 1'-0"

LEGEND

SCOPE OF WORK

LEGEND

- NEW 1-HR RATED FIRE PARTITION
- EXISTING 1-HR RATED FIRE PARTITION
- NEW 2-HR RATED FIRE BARRIER
- EXISTING 2-HR RATED FIRE BARRIER
- NEW 2-HR RATED FIRE WALL
- EXISTING 2-HR RATED FIRE WALL

NOTES

1. EXISTING PARTITIONS WITHIN SCOPE OF WORK TO BE ALTERED TO COMPLY WITH 1 HOUR OR 2 HOUR RATING TO UNDERSIDE OF DECK. ANY VOIDS TO BE FILLED SOLID WITH US GYP BD "THERMAFIBER" SAFING INSULATION.

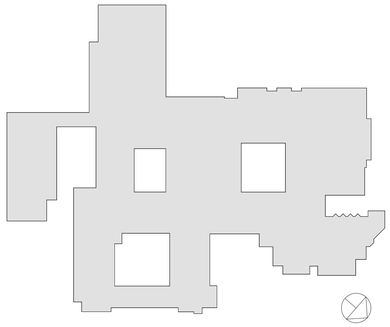

RYE HIGH SCHOOL & MIDDLE SCHOOL KEY PLAN

1" = 100'

Revision Schedule

No.	Description	Date
1	SED SUBMISSION	09/15/2020
2	SED SUBMISSION: Addendum #1	01/11/2021
3	ISSUED FOR BID	01/19/2021

Geddis Architects

Architecture. Planning. Interiors

71 Old Post Road
P.O. Box 1020
Southport, CT 06890
(203) 256-8700

Fielding International

Transforming Education by Design

259 Water Street Suite 1L
Warren , RI 02885 USA
+1 401-289-2789

BARILE GALLAGHER & ASSOCIATES

CONSULTING ENGINEERS

39 MARBLE AVENUE PLEASANTVILLE, NY 10570
914.328.6060 General@BGA-Eng.com www.BGA-Eng.com

Construction Manager
SAVIN ENGINEERS, P.C.
3 Campus Drive
Pleasantville, NY 10570
914-769-3200

Structural Engineer
ODEH ENGINEERS
1223 Mineral Spring Ave
North Providence, RI 02904
401-724-1771

Civil Engineer
WESTON & SAMPSON
1 Winners Circle, Suite 130
Albany, NY 12205
518-463-4400

Roof Consultant
WATSKY ASSOCIATES INC.
20 Madison Ave
Valhalla, NY 10595
914-948-3450

Acoustic Consultant
DP DESIGN
12 Cold Spring Street
Providence, RI
401-861-3218

AV Consultant
CAVANAUGH TOCCI
327 F Boston Post Road
Sudbury, MA 01776-3027
978-443-7871

SED #: 6618-0001-0005-032

PROJECT

Rye City School District

555 Theodore Fremd Ave, Rye, NY 10580

Rye High School & Middle School

1 Parsons Street, Rye, New York 10580

THIRD FLOOR CODE COMPLIANCE PLAN

PROJECTS 1 & 3

SEAL & SIGNATURE

DATE: 01/19/21
PROJECT No: 9200
DRAWING BY: Author
CHK BY: Checker
DWG No:
X2-103

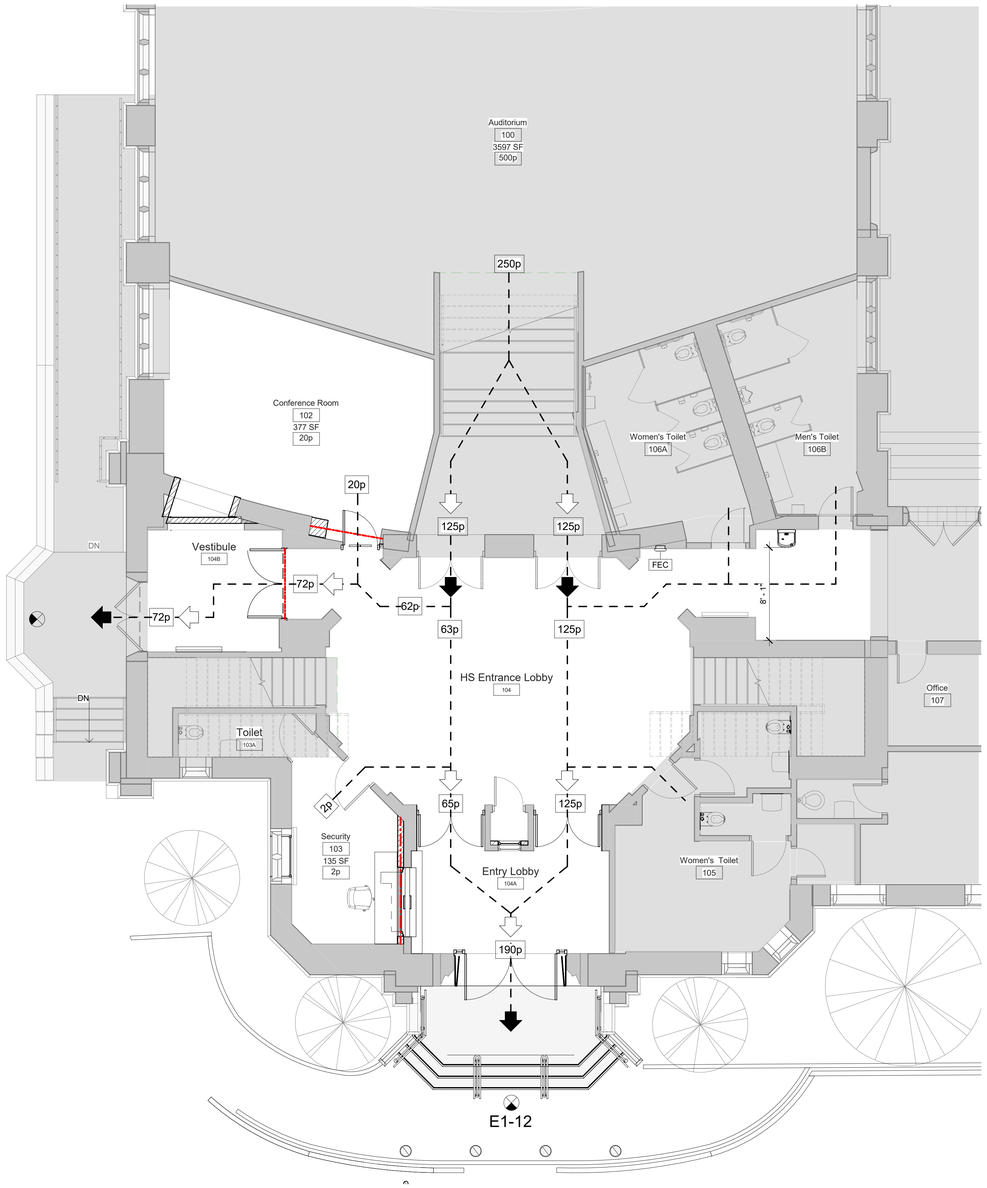

1 HS Entry - Phase 2 Life Safety Plan

SCALE: 3/16" = 1'-0"

PROJECT 1

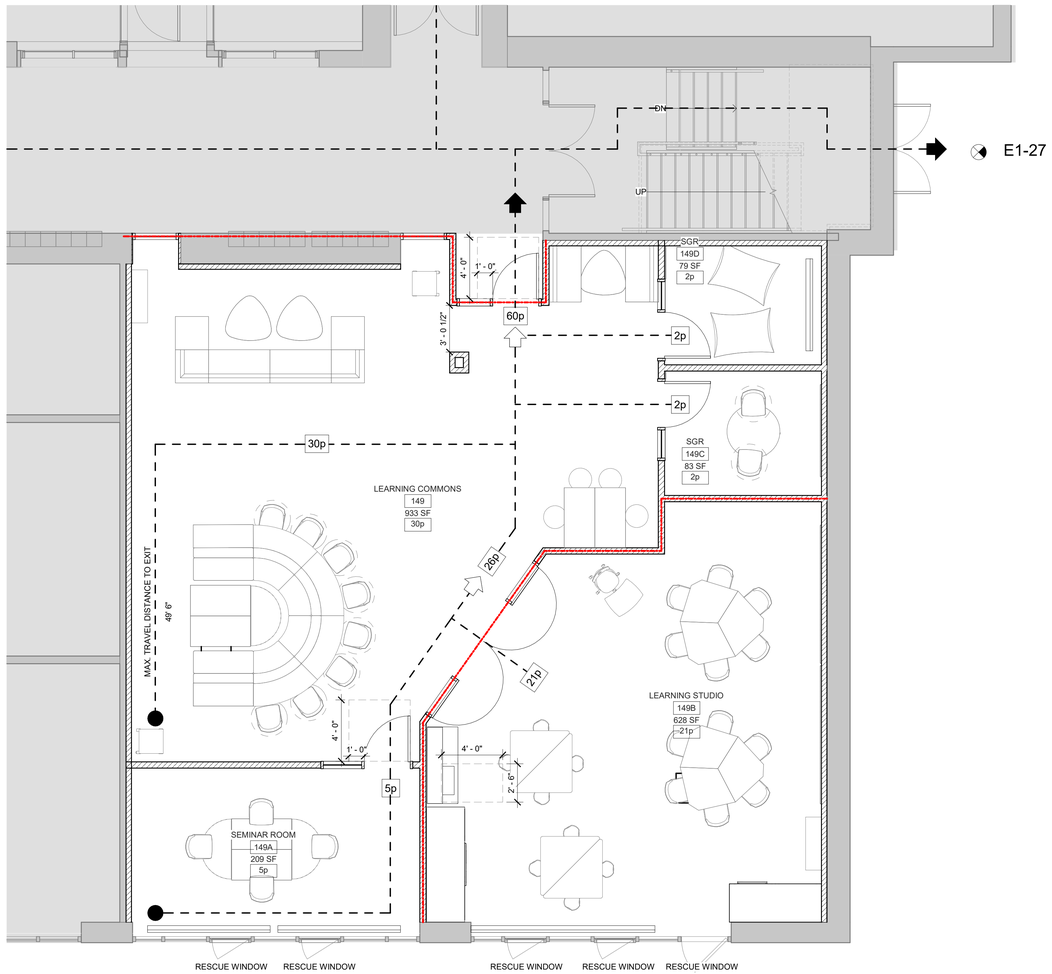

2 MS iLab -Phase 2 Life Safety Plan

SCALE: 1/4" = 1'-0"

PROJECT 2

LEGEND

- NEW 1-HR RATED FIRE PARTITION
- EXISTING 1-HR RATED FIRE PARTITION
- NEW 2-HR RATED FIRE BARRIER
- EXISTING 2-HR RATED FIRE BARRIER
- NEW 2-HR RATED FIRE WALL
- EXISTING 2-HR RATED FIRE WALL

CODE REQUIREMENT NOTES - HS ENTRY

- MAIN OCCUPANCY CATEGORY: "E" EDUCATION

- CONSTRUCTION TYPE: 2B - UNPROTECTED STRUCTURE

*PLEASE NOTE: OCCUPANCY FOR HS ENTRY SHOWN ON THE LIFE SAFETY PLAN ABOVE IS BASED ON FULL OCCUPANCY OF THE ADJACENT EXISTING AUDITORIUM ONLY, AS THERE IS NO SITUATION IN WHICH THE AUDITORIUM AND THE REST OF THE SCHOOL BUILDING WILL SIMULTANEOUSLY HAVE FULL OCCUPANCY. IMMEDIATE EGRESS FROM THE AUDITORIUM ASSUMES 4 EQUAL EXITS: (2) 5' 7" WIDE EXITS AT THE REAR NEAR THE HS ENTRY, AND (2) 5' 10" WIDE ACCESSIBLE EXITS ON THE SIDES NEAR THE FRONT OF THE AUDITORIUM. FOR THIS DRAWING, ONLY THE (2) EXITS NEAR THE HS ENTRY ARE SHOWN.

PLEASE SEE THE OVERALL FIRST FLOOR CODE COMPLIANCE PLAN ON SHEET X2-101 FOR THE TOTAL NUMBER OF BUILDING EXITS.

CODE REQUIREMENT NOTES - MS iLAB

- MAIN OCCUPANCY CATEGORY: "E" EDUCATION

- CONSTRUCTION TYPE: 2B - UNPROTECTED STRUCTURE

CAPACITY OF RENOVATED THIRD FLOOR:

LEARNING COMMONS - OPEN PLANNED CLASSROOM @ 30sf/p = 30 PERSONS
SMALL GROUP ROOM - OFFICE @ 50sf/p = 2 PERSONS
SMALL GROUP ROOM - READING ROOM @ 50sf/p = 2 PERSONS
LEARNING STUDIO - OPEN PLANNED CLASSROOM @ 30sf/p = 21 PERSONS
SEMINAR ROOM - OFFICE @ 50sf/p = 5 PERSONS

TOTAL ALLOWABLE OCCUPANCY OF RENOVATED AREA: 60 PERSONS

NOTES

1. EXISTING PARTITIONS WITHIN SCOPE OF WORK TO BE ALTERED TO COMPLY WITH 1 HOUR OR 2 HOUR RATING TO UNDERSIDE OF DECK. ANY VOIDS TO BE FILLED SOLID WITH US GYP BD "THERMAFIBER" SAFING INSULATION.

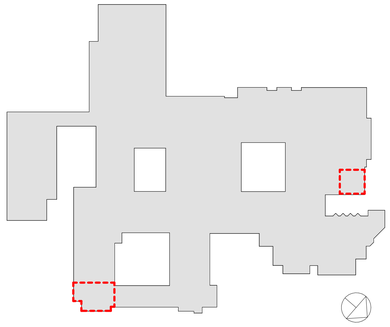

RYE HIGH SCHOOL & MIDDLE SCHOOL KEY PLAN

1" = 100'

Revision Schedule

No.	Description	Date
1	SED SUBMISSION	09/15/2020
2	SED SUBMISSION: Addendum #1	01/11/2021
3	ISSUED FOR BID	01/19/2021

Geddis Architects

Architecture. Planning. Interiors

71 Old Post Road
P.O. Box 1020
Southport, CT 06890
(203) 256-8700

Fielding International

Transforming Education by Design

259 Water Street Suite 1L
Warren , RI 02885 USA
+1 401-289-2789

BARILE GALLAGHER & ASSOCIATES

CONSULTING ENGINEERS

39 MARBLE AVENUE PLEASANTVILLE, NY 10570
914.328.6060 General@BGA-Eng.com www.BGA-Eng.com

Construction Manager
SAVIN ENGINEERS, P.C.
3 Campus Drive
Pleasantville, NY 10570
914-769-3200

Structural Engineer
ODEH ENGINEERS
1223 Mineral Spring Ave
North Providence, RI 02904
401-724-1771

Civil Engineer
WESTON & SAMPSON
1 Winners Circle, Suite 130
Albany, NY 12205
518-463-4400

Roof Consultant
WATSKY ASSOCIATES INC.
20 Madison Ave
Valhalla, NY 10595
914-948-3450

Acoustic Consultant
DP DESIGN
12 Cold Spring Street
Providence, RI
401-861-3218

AV Consultant
CAVANAUGH TOCCI
327 F Boston Post Road
Sudbury, MA 01776-3027
978-443-7871

SED #: 6618-0001-0005-032

PROJECT

Rye City School District

555 Theodore Fremd Ave, Rye, NY 10580

Rye High School & Middle School

1 Parsons Street, Rye, New York 10580

HIGH SCHOOL ENTRY and MS iLAB CODE COMPLIANCE PLAN

PROJECTS 1 & 2

SEAL & SIGNATURE

DATE: 07/15/20
PROJECT No: 9200
DRAWING BY: Author
CHK BY: Checker
DWG No:
X2-120

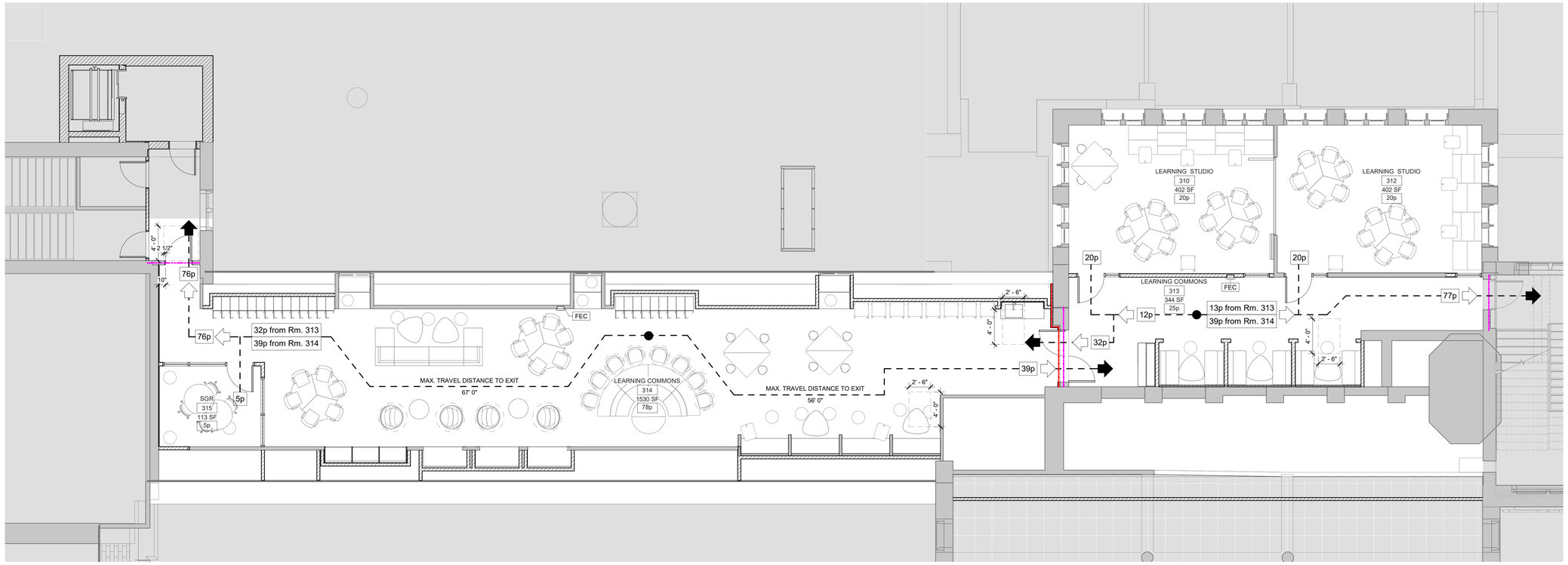

2 Third Floor Life Safety Plan Phase 2

SCALE: 3/16" = 1'-0"

PROJECT 3

LEGEND

- NEW 1-HR RATED FIRE PARTITION
- EXISTING 1-HR RATED FIRE PARTITION
- NEW 2-HR RATED FIRE BARRIER
- EXISTING 2-HR RATED FIRE BARRIER
- NEW 2-HR RATED FIRE WALL
- EXISTING 2-HR RATED FIRE WALL

CODE REQUIREMENT NOTES - THIRD FLOOR LEARNING COMMUNITY

- MAIN OCCUPANCY CATEGORY: "E" EDUCATION

- CONSTRUCTION TYPE: 2B - UNPROTECTED STRUCTURE

CAPACITY OF RENOVATED THIRD FLOOR:

LEARNING COMMONS - 78 PERSONS
SMALL GROUP ROOM - 5 PERSONS

LEARNING COMMONS - 25 PERSONS
LEARNING STUDIO - 20 PERSONS
LEARNING STUDIO - 20 PERSONS

TOTAL ALLOWABLE OCCUPANCY OF RENOVATED AREA: 153 PERSONS

NOTES

1. EXISTING PARTITIONS WITHIN SCOPE OF WORK TO BE ALTERED TO COMPLY WITH 1 HOUR OR 2 HOUR RATING TO UNDERSIDE OF DECK. ANY VOIDS TO BE FILLED SOLID WITH US GYP BD "THERMAFIBER" SAFING INSULATION.

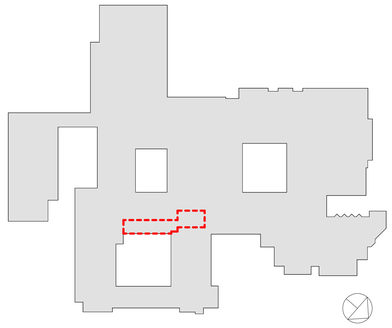

RYE HIGH SCHOOL & MIDDLE SCHOOL KEY PLAN

1" = 100'

Revision Schedule

No.	Description	Date
1	SED SUBMISSION	09/15/2020
2	SED SUBMISSION: Addendum #1	01/11/2021
3	ISSUED FOR BID	01/19/2021

Geddis Architects

Architecture. Planning. Interiors

71 Old Post Road
P.O. Box 1020
Southport, CT 06890
(203) 256-8700

Fielding International

Transforming Education by Design

259 Water Street Suite 1L
Warren , RI 02885 USA
+1 401-289-2789

BARILE GALLAGHER & ASSOCIATES

CONSULTING ENGINEERS

39 MARBLE AVENUE PLEASANTVILLE, NY 10570
914.328.6060 General@BGA-Eng.com www.BGA-Eng.com

Construction Manager
SAVIN ENGINEERS, P.C.
3 Campus Drive
Pleasantville, NY 10570
914-769-3200

Structural Engineer
ODEH ENGINEERS
1223 Mineral Spring Ave
North Providence, RI 02904
401-724-1771

Civil Engineer
WESTON & SAMPSON
1 Winners Circle, Suite 130
Albany, NY 12205
518-463-4400

Roof Consultant
WATSKY ASSOCIATES INC.
20 Madison Ave
Valhalla, NY 10595
914-948-3450

Acoustic Consultant
DP DESIGN
12 Cold Spring Street
Providence, RI
401-861-3218

AV Consultant
CAVANAUGH TOCCI
327 F Boston Post Road
Sudbury, MA 01776-3027
978-443-7871

SED #: 6618-0001-0005-032

PROJECT

Rye City School District

555 Theodore Fremd Ave, Rye, NY 10580

Rye High School & Middle School

1 Parsons Street, Rye, New York 10580

THIRD FLOOR LEARNING COMMUNITY CODE COMPLIANCE PLAN

PROJECT 3

SEAL & SIGNATURE

DATE: 07/15/20
PROJECT No: 9200
DRAWING BY: Author
CHK BY: Checker
DWG No:
X2-121

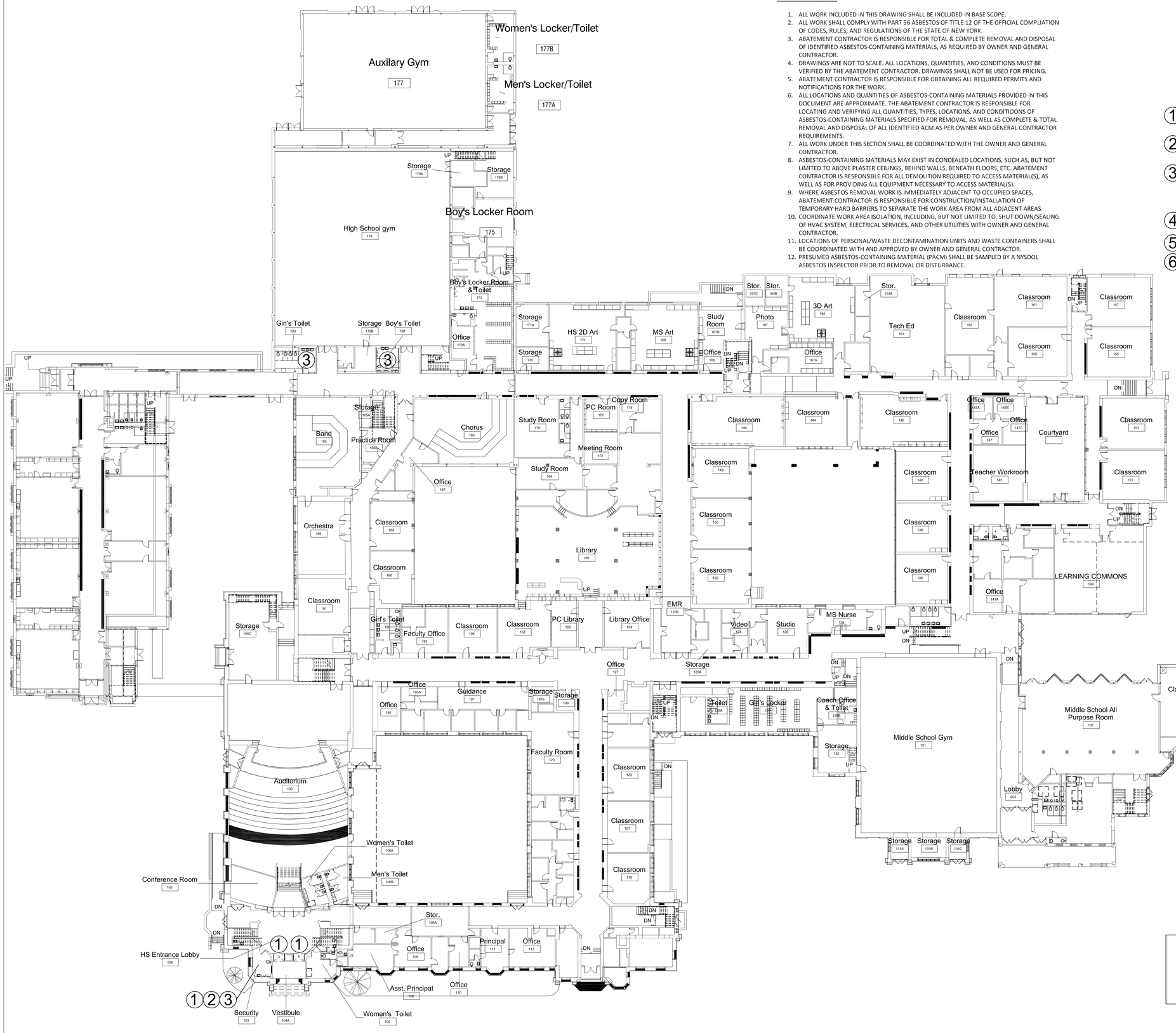

1 First Floor - Asbestos Abatement Plan

SCALE: 1" = 20'-0"

GENERAL NOTES:

1. ALL WORK INCLUDED IN THIS DRAWING SHALL BE INCLUDED IN BASE SCOPE.
2. ALL WORK SHALL COMPLY WITH PART 56 ASBESTOS OF TITLE 12 OF THE OFFICIAL COMPLIATION OF CODES, RULES, AND REGULATIONS OF THE STATE OF NEW YORK.
3. ABATEMENT CONTRACTOR IS RESPONSIBLE FOR TOTAL & COMPLETE REMOVAL AND DISPOSAL OF IDENTIFIED ASBESTOS-CONTAINING MATERIALS, AS REQUIRED BY OWNER AND GENERAL CONTRACTOR.
4. DRAWINGS ARE NOT TO SCALE. ALL LOCATIONS, QUANTITIES, AND CONDITIONS MUST BE VERIFIED BY THE ABATEMENT CONTRACTOR. DRAWINGS SHALL NOT BE USED FOR PRICING.
5. ABATEMENT CONTRACTOR IS RESPONSIBLE FOR OBTAINING ALL REQUIRED PERMITS AND NOTIFICATIONS FOR THE WORK.
6. ALL LOCATIONS AND QUANTITIES OF ASBESTOS-CONTAINING MATERIALS PROVIDED IN THIS DOCUMENT ARE APPROXIMATE. THE ABATEMENT CONTRACTOR IS RESPONSIBLE FOR LOCATING AND VERIFYING ALL QUANTITIES, TYPES, LOCATIONS, AND CONDITIOONS OF ASBESTOS-CONTAINING MATERIALS SPECIFIED FOR REMOVAL, AS WELL AS COMPLETE & TOTAL REMOVAL AND DISPOSAL OF ALL IDENTIFIED ACM AS PER OWNER AND GENERAL CONTRACTOR REQUIREMENTS.
7. ALL WORK UNDER THIS SECTION SHALL BE COORDINATED WITH THE OWNER AND GENERAL CONTRACTOR.
8. ASBESTOS-CONTAINING MATERIALS MAY EXIST IN CONCEALED LOCATIONS, SUCH AS, BUT NOT LIMITED TO ABOVE PLASTER CEILINGS, BEHIND WALLS, BENEATH FLOORS, ETC. ABATEMENT CONTRACTOR IS RESPONSIBLE FOR ALL DEMOLITION REQUIRED TO ACCESS MATERIAL(S), AS WELL AS FOR PROVIDING ALL EQUIPMENT NECESSARY TO ACCESS MATERIAL(S).
9. WHERE ASBESTOS REMOVAL WORK IS IMMEDIATELY ADJACENT TO OCCUPIED SPACES, ABATEMENT CONTRACTOR IS RESPONSIBLE FOR CONSTRUCTION/INSTALLATION OF TEMPORARY HARD BARRIERS TO SEPARATE THE WORK AREA FROM ALL ADJACENT AREAS.
10. COORDINATE WORK AREA ISOLATION, INCLUDING, BUT NOT LIMITED TO, SHUT DOWN/SEALING OF HVAC SYSTEM, ELECTRICAL SERVICES, AND OTHER UTILITIES WITH OWNER AND GENERAL CONTRACTOR.
11. LOCATIONS OF PERSONAL/WASTE DECONTAMINATION UNITS AND WASTE CONTAINERS SHALL BE COORDINATED WITH AND APPROVED BY OWNER AND GENERAL CONTRACTOR.
12. PRESUMED ASBESTOS-CONTAINING MATERIAL (PACM) SHALL BE SAMPLED BY A NYSDOL ASBESTOS INSPECTOR PRIOR TO REMOVAL OR DISTURBANCE.

HIGH SCHOOL/MIDDLE SCHOOL ACM NOTES:

(SEE SECTION 020800 FOR DETAILS & QUANTITIES)

NOTE TO CONTACTORS:

A. ACM PIPE INSULATION/FITTINGS EXISTS IN CONCEALED LOCATIONS, SUCH AS BUT NOT LIMITED TO ABOVE PLASTER/SHEETROCK CEILINGS, BEHIND PLASTER/SHEETROCK WALLS, WITHIN WET WALLS, CHASES, SOFFITS, AND PLENUMS. SHOULD THESE MATERIALS BE UNCOVERED AND DISTURBED DURING DEMOLITION, ALL WORK IN THE AREA MUST STOP AND THE UNCOVERED MATERIAL(S) MUST BE ABATED BEFORE WORK RESUMES IN THE SPACE(S).

B. ACM WATERPROOFING TAR EXISTS ON PERIMETER MASONRY WITHIN THE ORIGINAL BUILD OF THE SCHOOL ON ALL FLOORS. SHOULD THIS MATERIAL BE UNCOVERED AND DISTURBED DURING DEMOLITION, ALL WORK IN THE AREA MUST STOP AND THE UNCOVERED MATERIAL(S) MUST BE ABATED BEFORE WORK RESUMES IN THE SPACE(S).

ACM REMOVAL LEGEND:

1. REMOVE & DISPOSE OF DOOR FRAMES AND 1' OF ACM PLASTER SURROUNDING REMOVED FRAMES. PATCH OR REINSTALL MASONRY IN REMOVAL LOCATIONS TO FACILITATE NEW DOOR FRAME INSTALLATION (3 DOORS, APPROX 25 SF PLASTER REMOVAL PER LOCATION).
2. REMOVE & DISPOSE OF PLASTER WALL, WITH METAL LATHE, AND ALL WATERPROOFING TAR ON MASONRY WALL BEHIND THE PASTER/LATHE IN ACCORDANCE WITH DEMOLITION DETAILS ON DRAWING A2-511. COORDINATE REMOVAL LOCATION(S) WITH OWNER AND GENERAL CONTRACTOR (APPROX. 50 SF).
3. - REMOVE & DISPOSE OF RADIATOR/HEATER AND ASSOCIATED INSULATION (APPROX. 12 SF PER LOCATION)
   - REMOVE & DISPOSE OF MIRROR(S) AND ASSOCIATED MASTIC/GLUE/ADHESIVE (APPROX. 12 SF PER LOCATION)
   - REMOVE & DISPOSE OF ALL PIPE INSULATION/FITTINGS CONCEALED WITHIN PLASTER/CMU WALLS/CEILINGS/SOFFITS/CHASES/ETC. (APPROX. 40 LF PER LOCATION)
4. REMOVE & DISPOSE OF ACM FLOORING TO THE SUBSTRATE. REFER TO SECTION 020800 FOR LOCATIONS, QUANTITIES, AND LAYERING SYSTEMS.
5. REMOVE AND DISPOSE OF ACM FLASHING TAR (PERIMETER AND EQUIPMENT)
6. REMOVE AND DISPOSE OF ACM WINDOW CAULK

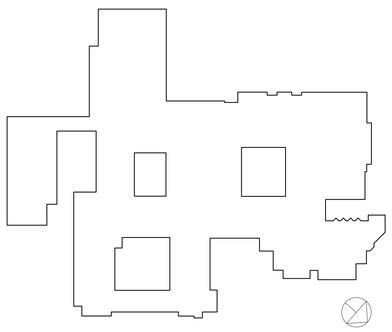

RYE HIGH SCHOOL & MIDDLE SCHOOL KEY PLAN

1" = 100'

Revision Schedule

No.	Description	Date
1	ISSUED FOR SED SUBMISSION	09/15/2020
2	BID ISSUE	01/19/2021

Geddis Architects

Architecture. Planning. Interiors

71 Old Post Road
P.O. Box 1020
Southport, CT 06890
(203) 256-8700

Fielding International

Transforming Education by Design

259 Water Street Suite 1L
Warren , RI 02885 USA
+1 401-289-2789

BARILE GALLAGHER & ASSOCIATES

CONSULTING ENGINEERS

39 MARBLE AVENUE PLEASANTVILLE, NY 10570
914.328.6060 General@BGA-Eng.com www.BGA-Eng.com

Construction Manager
SAVIN ENGINEERS, P.C.
3 Campus Drive
Pleasantville, NY 10570
914-769-3200

Structural Engineer
ODEH ENGINEERS
1223 Mineral Spring Ave
North Providence, RI 02904
401-724-1771

Civil Engineer
WESTON & SAMPSON
1 Winners Circle, Suite 130
Albany, NY 12205
518-463-4400

Acoustic Consultant
DP DESIGN
12 Cold Spring Street
Providence, RI
401-861-3218

Environmental Consultant
QUALITY ENVIRONMENTAL SOLUTIONS & TECHNOLOGIES, INC.
1376 Route 9
Wappingers Falls, NY 12590
845-298-6251

SED #: 66180001-0005-032

PROJECT

Rye City School District

555 Theodore Fremd Ave, Rye, NY 10580

Rye High School & Middle School

1 Parsons Street, Rye, New York 10580

FIRST FLOOR ASBESTOS ABATMENT

SEAL & SIGNATURE

STATE OF NEW YORK · NICHOLAS P. GALLO · 067737 · LICENSED PROFESSIONAL ENGINEER

DATE:	01/19/2021
PROJECT No:	9200
DRAWING BY:	JP
CHK BY:	AP
DWG No:	HSMS-ASB-101

GENERAL NOTES:

1. ALL WORK INCLUDED IN THIS DRAWING SHALL BE INCLUDED IN BASE SCOPE.
2. ALL WORK SHALL COMPLY WITH PART 56 ASBESTOS OF TITLE 12 OF THE OFFICIAL COMPLIATION OF CODES, RULES, AND REGULATIONS OF THE STATE OF NEW YORK.
3. ABATEMENT CONTRACTOR IS RESPONSIBLE FOR TOTAL & COMPLETE REMOVAL AND DISPOSAL OF IDENTIFIED ASBESTOS-CONTAINING MATERIALS, AS REQUIRED BY OWNER AND GENERAL CONTRACTOR.
4. DRAWINGS ARE NOT TO SCALE. ALL LOCATIONS, QUANTITIES, AND CONDITIONS MUST BE VERIFIED BY THE ABATEMENT CONTRACTOR. DRAWINGS SHALL NOT BE USED FOR PRICING.
5. ABATEMENT CONTRACTOR IS RESPONSIBLE FOR OBTAINING ALL REQUIRED PERMITS AND NOTIFICATIONS FOR THE WORK.
6. ALL LOCATIONS AND QUANTITIES OF ASBESTOS-CONTAINING MATERIALS PROVIDED IN THIS DOCUMENT ARE APPROXIMATE. THE ABATEMENT CONTRACTOR IS RESPONSIBLE FOR LOCATING AND VERIFYING ALL QUANTITIES, TYPES, LOCATIONS, AND CONDITIOONS OF ASBESTOS-CONTAINING MATERIALS SPECIFIED FOR REMOVAL, AS WELL AS COMPLETE & TOTAL REMOVAL AND DISPOSAL OF ALL IDENTIFIED ACM AS PER OWNER AND GENERAL CONTRACTOR REQUIREMENTS.
7. ALL WORK UNDER THIS SECTION SHALL BE COORDINATED WITH THE OWNER AND GENERAL CONTRACTOR.
8. ASBESTOS-CONTAINING MATERIALS MAY EXIST IN CONCEALED LOCATIONS, SUCH AS, BUT NOT LIMITED TO ABOVE PLASTER CEILINGS, BEHIND WALLS, BENEATH FLOORS, ETC. ABATEMENT CONTRACTOR IS RESPONSIBLE FOR ALL DEMOLITION REQUIRED TO ACCESS MATERIAL(S), AS WELL AS FOR PROVIDING ALL EQUIPMENT NECESSARY TO ACCESS MATERIAL(S).
9. WHERE ASBESTOS REMOVAL WORK IS IMMEDIATELY ADJACENT TO OCCUPIED SPACES, ABATEMENT CONTRACTOR IS RESPONSIBLE FOR CONSTRUCTION/INSTALLATION OF TEMPORARY HARD BARRIERS TO SEPARATE THE WORK AREA FROM ALL ADJACENT AREAS.
10. COORDINATE WORK AREA ISOLATION, INCLUDING, BUT NOT LIMITED TO, SHUT DOWN/SEALING OF HVAC SYSTEM, ELECTRICAL SERVICES, AND OTHER UTILITIES WITH OWNER AND GENERAL CONTRACTOR.
11. LOCATIONS OF PERSONAL/WASTE DECONTAMINATION UNITS AND WASTE CONTAINERS SHALL BE COORDINATED WITH AND APPROVED BY OWNER AND GENERAL CONTRACTOR.
12. PRESUMED ASBESTOS-CONTAINING MATERIAL (PACM) SHALL BE SAMPLED BY A NYSDOL ASBESTOS INSPECTOR PRIOR TO REMOVAL OR DISTURBANCE.

HIGH SCHOOL/MIDDLE SCHOOL ACM NOTES:

(SEE SECTION 020800 FOR DETAILS & QUANTITIES)

NOTE TO CONTACTORS:

A. ACM PIPE INSULATION/FITTINGS EXISTS IN CONCEALED LOCATIONS, SUCH AS BUT NOT LIMITED TO ABOVE PLASTER/SHEETROCK CEILINGS, BEHIND PLASTER/SHEETROCK WALLS, WITHIN WET WALLS, CHASES, SOFFITS, AND PLENUMS. SHOULD THESE MATERIALS BE UNCOVERED AND DISTURBED DURING DEMOLITION, ALL WORK IN THE AREA MUST STOP AND THE UNCOVERED MATERIAL(S) MUST BE ABATED BEFOR: WORK RESUMES IN THE SPACE(S).

B. ACM WATERPROOFING TAR EXISTS ON PERIMETER MASONRY WITHIN THE ORIGINAL BUILD OF THE SCHOOL ON ALL FLOORS. SHOULD THIS MATERIAL BE UNCOVERED AND DISTURBED DURING DEMOLITION, ALL WORK IN THE AREA MUST STOP AND THE UNCOVERED MATERIAL(S) MUST BE ABATED BEFORE WORK RESUMES IN THE SPACE(S).

ACM REMOVAL LEGEND:

1. REMOVE & DISPOSE OF DOOR FRAMES AND 1' OF ACM PLASTER SURROUNDING REMOVED FRAMES. PATCH OR REINSTALL MASONRY IN REMOVAL LOCATIONS TO FACILITATE NEW DOOR FRAME INSTALLATION (3 DOORS, APPROX 25 SF PLASTER REMOVAL PER LOCATION).
2. REMOVE & DISPOSE OF PLASTER WALL, WITH METAL LATHE, AND ALL WATERPROOFING TAR ON MASONRY WALL BEHIND THE PASTER/LATHE IN ACCORDANCE WITH DEMOLITION DETAILS ON DRAWING A2-511. COORDINATE REMOVAL LOCATION(S) WITH OWNER AND GENERAL CONTRACTOR (APPROX. 50 SF).
3. - REMOVE & DISPOSE OF RADIATOR/HEATER AND ASSOCIATED INSULATION (APPROX. 12 SF PER LOCATION)
   - REMOVE & DISPOSE OF MIRROR(S) AND ASSOCIATED MASTIC/GLUE/ADHESIVE (APPROX. 12 SF PER LOCATION)
   - REMOVE & DISPOSE OF ALL PIPE INSULATION/FITTINGS CONCEALED WITHIN PLASTER/CMU WALLS/CEILINGS/SOFFITS/CHASES/ETC. (APPROX. 40 LF PER LOCATION)
4. REMOVE & DISPOSE OF ACM FLOORING TO THE SUBSTRATE. REFER TO SECTION 020800 FOR LOCATIONS, QUANTITIES, AND LAYERING SYSTEMS.
5. REMOVE AND DISPOSE OF ACM FLASHING TAR (PERIMETER AND EQUIPMENT)
6. REMOVE AND DISPOSE OF ACM WINDOW CAULK

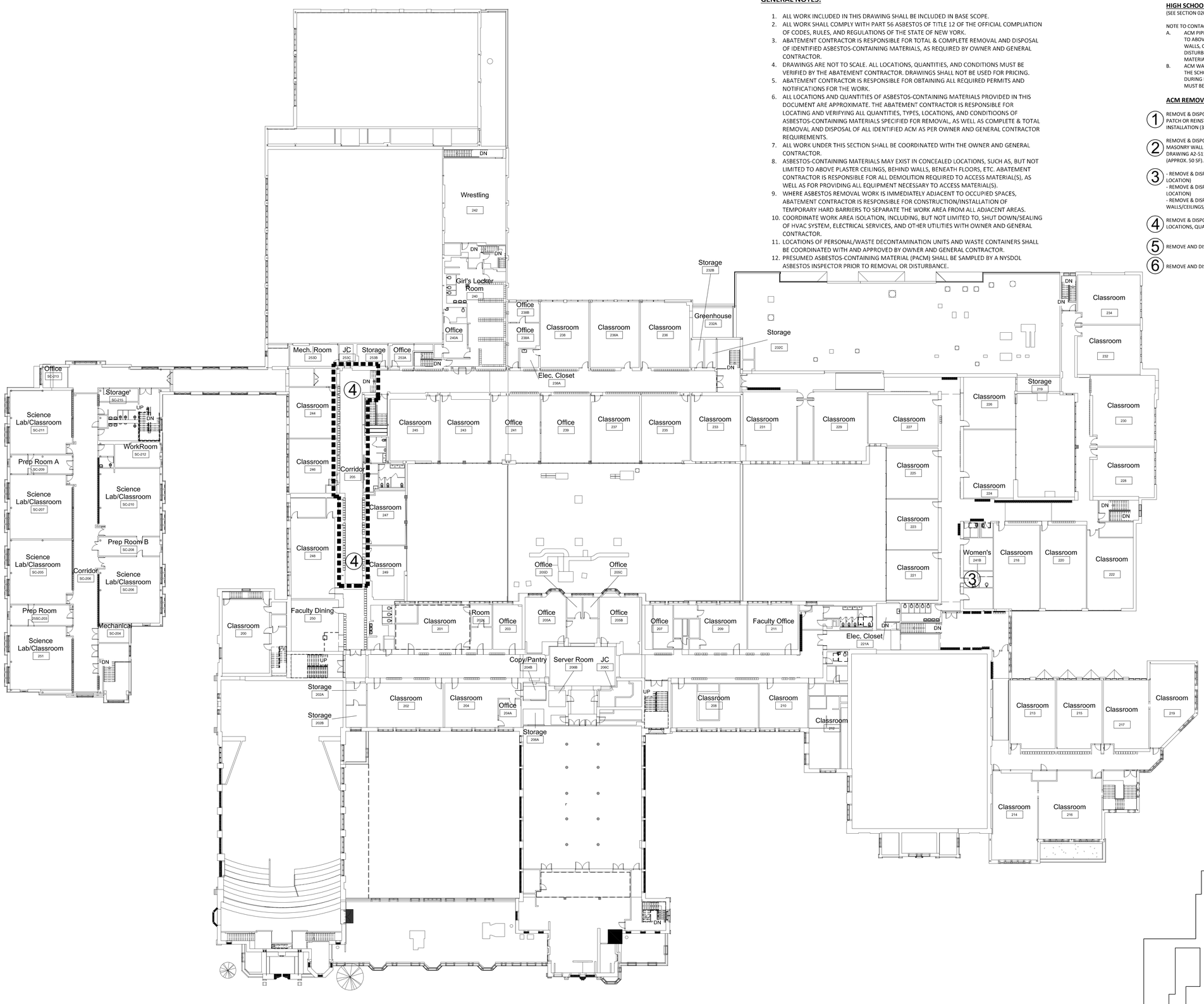

1 Second Floor Plan - Asbestos Abatement

SCALE: 1" = 20'-0"

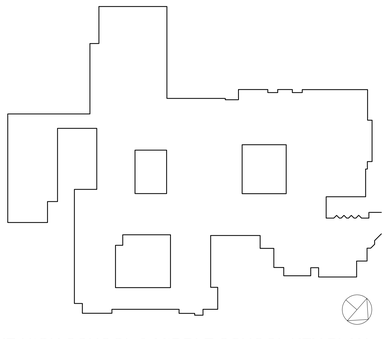

RYE HIGH SCHOOL & MIDDLE SCHOOL KEY PLAN

1" = 100'

Revision Schedule

No.	Description	Date
1	ISSUED FOR SED SUBMISSION	09/15/2020
2	BID ISSUE	01/19/2021

Geddis Architects

Architecture. Planning. Interiors

71 Old Post Road
P.O. Box 1020
Southport, CT 06890
(203) 256-8700

Fielding International

Transforming Education by Design

259 Water Street Suite 1L
Warren , RI 02885 USA
+1 401-289-2789

BARILE GALLAGHER & ASSOCIATES

CONSULTING ENGINEERS

39 MARBLE AVENUE PLEASANTVILLE, NY 10570
914.328.6060 General@BGA-Eng.com www.BGA-Eng.com

Construction Manager
SAVIN ENGINEERS, P.C.
3 Campus Drive
Pleasantville, NY 10570
914-769-3200

Structural Engineer
ODEH ENGINEERS
1223 Mineral Spring Ave
North Providence, RI 02904
401-724-1771

Civil Engineer
WESTON & SAMPSON
1 Winners Circle, Suite 130
Albany, NY 12205
518-463-4400

Acoustic Consultant
DP DESIGN
12 Cold Spring Street
Providence, RI
401-861-3218

Environmental Consultant
QUALITY ENVIRONMENTAL SOLUTIONS & TECHNOLOGIES, INC.
1376 Route 9
Wappingers Falls, NY 12590
845-298-6251

SED #: 66180001-0005-032

PROJECT

Rye City School District

555 Theodore Fremd Ave, Rye, NY 10580

Rye High School & Middle School

1 Parsons Street, Rye, New York 10580

SECOND FLOOR ASBESTOS ABATEMENT

SEAL & SIGNATURE

STATE OF NEW YORK

DATE:	01/19/2021
PROJECT No:	9200
DRAWING BY:	JP
CHK BY:	AP
DWG No:	HSMS-ASB-102

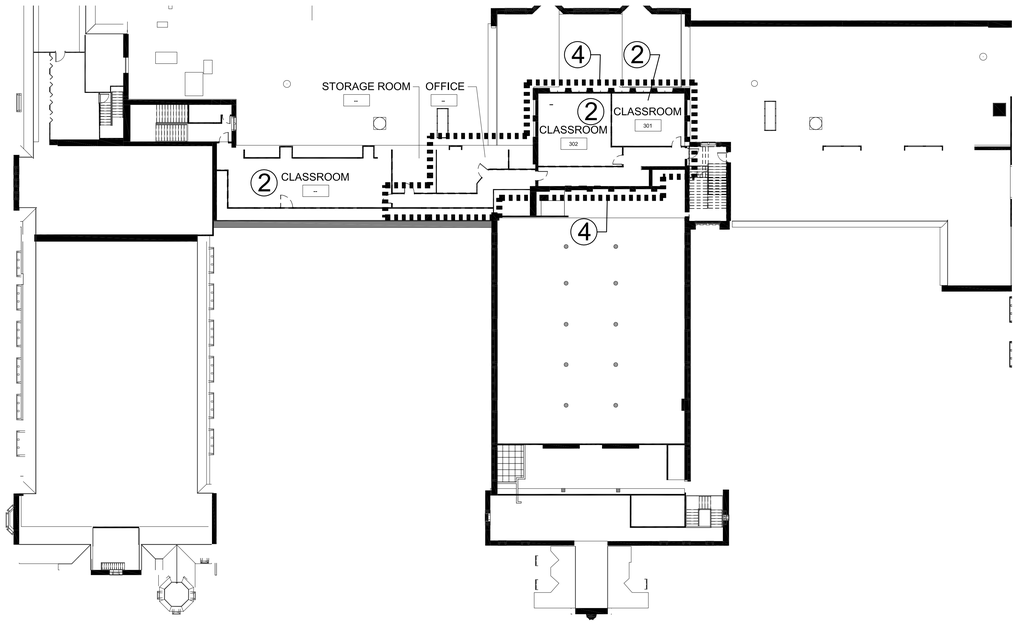

1 Third Floor Plan - Asbestos Abatement

SCALE: 1" = 20'-0"

GENERAL NOTES:

1. ALL WORK INCLUDED IN THIS DRAWING SHALL BE INCLUDED IN BASE SCOPE.
2. ALL WORK SHALL COMPLY WITH PART 56 ASBESTOS OF TITLE 12 OF THE OFFICIAL COMPLIATION OF CODES, RULES, AND REGULATIONS OF THE STATE OF NEW YORK.
3. ABATEMENT CONTRACTOR IS RESPONSIBLE FOR TOTAL & COMPLETE REMOVAL AND DISPOSAL OF IDENTIFIED ASBESTOS-CONTAINING MATERIALS, AS REQUIRED BY OWNER AND GENERAL CONTRACTOR.
4. DRAWINGS ARE NOT TO SCALE. ALL LOCATIONS, QUANTITIES, AND CONDITIONS MUST BE VERIFIED BY THE ABATEMENT CONTRACTOR. DRAWINGS SHALL NOT BE USED FOR PRICING.
5. ABATEMENT CONTRACTOR IS RESPONSIBLE FOR OBTAINING ALL REQUIRED PERMITS AND NOTIFICATIONS FOR THE WORK.
6. ALL LOCATIONS AND QUANTITIES OF ASBESTOS-CONTAINING MATERIALS PROVIDED IN THIS DOCUMENT ARE APPROXIMATE. THE ABATEMENT CONTRACTOR IS RESPONSIBLE FOR LOCATING AND VERIFYING ALL QUANTITIES, TYPES, LOCATIONS, AND CONDITIOONS OF ASBESTOS-CONTAINING MATERIALS SPECIFIED FOR REMOVAL, AS WELL AS COMPLETE & TOTAL REMOVAL AND DISPOSAL OF ALL IDENTIFIED ACM AS PER OWNER AND GENERAL CONTRACTOR REQUIREMENTS.
7. ALL WORK UNDER THIS SECTION SHALL BE COORDINATED WITH THE OWNER AND GENERAL CONTRACTOR.
8. ASBESTOS-CONTAINING MATERIALS MAY EXIST IN CONCEALED LOCATIONS, SUCH AS, BUT NOT LIMITED TO ABOVE PLASTER CEILINGS, BEHIND WALLS, BENEATH FLOORS, ETC. ABATEMENT CONTRACTOR IS RESPONSIBLE FOR ALL DEMOLITION REQUIRED TO ACCESS MATERIAL(S), AS WELL AS FOR PROVIDING ALL EQUIPMENT NECESSARY TO ACCESS MATERIAL(S).
9. WHERE ASBESTOS REMOVAL WORK IS IMMEDIATELY ADJACENT TO OCCUPIED SPACES, ABATEMENT CONTRACTOR IS RESPONSIBLE FOR CONSTRUCTION/INSTALLATION OF TEMPORARY HARD BARRIERS TO SEPARATE THE WORK AREA FROM ALL ADJACENT AREAS.
10. COORDINATE WORK AREA ISOLATION, INCLUDING, BUT NOT LIMITED TO, SHUT DOWN/SEALING OF HVAC SYSTEM, ELECTRICAL SERVICES, AND OTHER UTILITIES WITH OWNER AND GENERAL CONTRACTOR.
11. LOCATIONS OF PERSONAL/WASTE DECONTAMINATION UNITS AND WASTE CONTAINERS SHALL BE COORDINATED WITH AND APPROVED BY OWNER AND GENERAL CONTRACTOR.
12. PRESUMED ASBESTOS-CONTAINING MATERIAL (PACM) SHALL BE SAMPLED BY A NYSDOL ASBESTOS INSPECTOR PRIOR TO REMOVAL OR DISTURBANCE.

HIGH SCHOOL/MIDDLE SCHOOL ACM NOTES:

(SEE SECTION 020800 FOR DETAILS & QUANTITIES)

NOTE TO CONTACTORS:

A. ACM PIPE INSULATION/FITTINGS EXISTS IN CONCEALED LOCATIONS, SUCH AS BUT NOT LIMITED TO ABOVE PLASTER/SHEETROCK CEILINGS, BEHIND PLASTER/SHEETROCK WALLS, WITHIN WET WALLS, CHASES, SOFFITS, AND PLENUMS. SHOULD THESE MATERIALS BE UNCOVERED AND DISTURBED DURING DEMOLITION, ALL WORK IN THE AREA MUST STOP AND THE UNCOVERED MATERIAL(S) MUST BE ABATED BEFORE WORK RESUMES IN THE SPACE(S).

B. ACM WATERPROOFING TAR EXISTS ON PERIMETER MASONRY WITHIN THE ORIGINAL BUILD OF THE SCHOOL ON ALL FLOORS. SHOULD THIS MATERIAL BE UNCOVERED AND DISTURBED DURING DEMOLITION, ALL WORK IN THE AREA MUST STOP AND THE UNCOVERED MATERIAL(S) MUST BE ABATED BEFORE WORK RESUMES IN THE SPACE(S).

ACM REMOVAL LEGEND:

1. REMOVE & DISPOSE OF DOOR FRAMES AND 1' OF ACM PLASTER SURROUNDING REMOVED FRAMES. PATCH OR REINSTALL MASONRY IN REMOVAL LOCATIONS TO FACILITATE NEW DOOR FRAME INSTALLATION (3 DOORS, APPROX 25 SF PLASTER REMOVAL PER LOCATION).

2. REMOVE & DISPOSE OF PLASTER WALL, WITH METAL LATHE, AND ALL WATERPROOFING TAR ON MASONRY WALL BEHIND THE PASTER/LATHE IN ACCORDANCE WITH DEMOLITION DETAILS ON DRAWING A2-511. COORDINATE REMOVAL LOCATION(S) WITH OWNER AND GENERAL CONTRACTOR (APPROX. 50 SF).

3. - REMOVE & DISPOSE OF RADIATOR/HEATER AND ASSOCIATED INSULATION (APPROX. 12 SF PER LOCATION)
   - REMOVE & DISPOSE OF MIRROR(S) AND ASSOCIATED MASTIC/GLUE/ADHESIVE (APPROX. 12 SF PER LOCATION)
   - REMOVE & DISPOSE OF ALL PIPE INSULATION/FITTINGS CONCEALED WITHIN PLASTER/CMU WALLS/CEILINGS/SOFFITS/CHASES/ETC. (APPROX. 40 LF PER LOCATION)

4. REMOVE & DISPOSE OF ACM FLOORING TO THE SUBSTRATE. REFER TO SECTION 020800 FOR LOCATIONS, QUANTITIES, AND LAYERING SYSTEMS.

5. REMOVE AND DISPOSE OF ACM FLASHING TAR (PERIMETER AND EQUIPMENT)

6. REMOVE AND DISPOSE OF ACM WINDOW CAULK

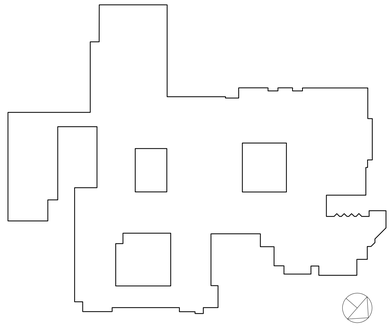

RYE HIGH SCHOOL & MIDDLE SCHOOL KEY PLAN

1" = 100'

Revision Schedule

No.	Description	Date
1	ISSUED FOR SED SUBMISSION	09/15/2020
2	BID ISSUE	01/19/2021

Geddis Architects

Architecture. Planning. Interiors

71 Old Post Road
P.O. Box 1020
Southport, CT 06890
(203) 256-8700

Fielding International

Transforming Education by Design

259 Water Street Suite 1L
Warren , RI 02885 USA
+1 401-289-2789

BARILE GALLAGHER & ASSOCIATES

CONSULTING ENGINEERS

39 MARBLE AVENUE PLEASANTVILLE, NY 10570
914.328.6060 General@BGA-Eng.com www.BGA-Eng.com

Construction Manager
SAVIN ENGINEERS, P.C.
3 Campus Drive
Pleasantville, NY 10570
914-769-3200

Structural Engineer
ODEH ENGINEERS
1223 Mineral Spring Ave
North Providence, RI 02904
401-724-1771

Civil Engineer
WESTON & SAMPSON
1 Winners Circle, Suite 130
Albany, NY 12205
518-463-4400

Acoustic Consultant
DP DESIGN
12 Cold Spring Street
Providence, RI
401-861-3218

Environmental Consultant
QUALITY ENVIRONMENTAL SOLUTIONS & TECHNOLOGIES, INC.
1376 Route 9
Wappingers Falls, NY 12590
845-298-6251

SED #: 66180001-0005-032

PROJECT

Rye City School District

555 Theodore Fremd Ave, Rye, NY 10580

Rye High School & Middle School

1 Parsons Street, Rye, New York 10580

THIRD FLOOR ASBESTOS ABATEMENT

SEAL & SIGNATURE

STATE OF NEW YORK
ANTHONY PASQUALE JR. ODEH
087321
LICENSED PROFESSIONAL ENGINEER

DATE:	01/19/2021
PROJECT No:	9200
DRAWING BY:	JP
CHK BY:	AP
DWG No:	HSMS-ASB-103

GENERAL NOTES:

1. ALL WORK INCLUDED IN THIS DRAWING SHALL BE INCLUDED IN BASE SCOPE.
2. ALL WORK SHALL COMPLY WITH PART 56 ASBESTOS OF TITLE 12 OF THE OFFICIAL COMPLIATION OF CODES, RULES, AND REGULATIONS OF THE STATE OF NEW YORK.
3. ABATEMENT CONTRACTOR IS RESPONSIBLE FOR TOTAL & COMPLETE REMOVAL AND DISPOSAL OF IDENTIFIED ASBESTOS-CONTAINING MATERIALS, AS REQUIRED BY OWNER AND GENERAL CONTRACTOR.
4. DRAWINGS ARE NOT TO SCALE. ALL LOCATIONS, QUANTITIES, AND CONDITIONS MUST BE VERIFIED BY THE ABATEMENT CONTRACTOR. DRAWINGS SHALL NOT BE USED FOR PRICING.
5. ABATEMENT CONTRACTOR IS RESPONSIBLE FOR OBTAINING ALL REQUIRED PERMITS AND NOTIFICATIONS FOR THE WORK.
6. ALL LOCATIONS AND QUANTITIES OF ASBESTOS-CONTAINING MATERIALS PROVIDED IN THIS DOCUMENT ARE APPROXIMATE. THE ABATEMENT CONTRACTOR IS RESPONSIBLE FOR LOCATING AND VERIFYING ALL QUANTITIES, TYPES, LOCATIONS, AND CONDITIOONS OF ASBESTOS-CONTAINING MATERIALS SPECIFIED FOR REMOVAL, AS WELL AS COMPLETE & TOTAL REMOVAL AND DISPOSAL OF ALL IDENTIFIED ACM AS PER OWNER AND GENERAL CONTRACTOR REQUIREMENTS.
7. ALL WORK UNDER THIS SECTION SHALL BE COORDINATED WITH THE OWNER AND GENERAL CONTRACTOR.
8. ASBESTOS-CONTAINING MATERIALS MAY EXIST IN CONCEALED LOCATIONS, SUCH AS, BUT NOT LIMITED TO ABOVE PLASTER CEILINGS, BEHIND WALLS, BENEATH FLOORS, ETC. ABATEMENT CONTRACTOR IS RESPONSIBLE FOR ALL DEMOLITION REQUIRED TO ACCESS MATERIAL(S), AS WELL AS FOR PROVIDING ALL EQUIPMENT NECESSARY TO ACCESS MATERIAL(S).
9. WHERE ASBESTOS REMOVAL WORK IS IMMEDIATELY ADJACENT TO OCCUPIED SPACES, ABATEMENT CONTRACTOR IS RESPONSIBLE FOR CONSTRUCTION/INSTALLATION OF TEMPORARY HARD BARRIERS TO SEPARATE THE WORK AREA FROM ALL ADJACENT AREAS.
10. COORDINATE WORK AREA ISOLATION, INCLUDING, BUT NOT LIMITED TO, SHUT DOWN/SEALING OF HVAC SYSTEM, ELECTRICAL SERVICES, AND OT·HER UTILITIES WITH OWNER AND GENERAL CONTRACTOR.
11. LOCATIONS OF PERSONAL/WASTE DECONTAMINATION UNITS AND WASTE CONTAINERS SHALL BE COORDINATED WITH AND APPROVED BY OWNER AND GENERAL CONTRACTOR.
12. PRESUMED ASBESTOS-CONTAINING MATERIAL (PACM) SHALL BE SAMPLED BY A NYSDOL ASBESTOS INSPECTOR PRIOR TO REMOVAL OR DISTURBANCE.

HIGH SCHOOL/MIDDLE SCHOOL ACM NOTES:

(SEE SECTION 020800 FOR DETAILS & QUANTITIES)

NOTE TO CONTACTORS:

A. ACM PIPE INSULATION/FITTINGS EXISTS IN CONCEALED LOCATIONS, SUCH AS BUT NOT LIMITED TO ABOVE PLASTER/SHEETROCK CEILINGS, BEHIND PLASTER/SHEETROCK WALLS, WITHIN WET WALLS, CHASES, SOFFITS, AND PLENUMS. SHOULD THESE MATERIALS BE UNCOVERED AND DISTURBED DURING DEMOLITION, ALL WORK IN THE AREA MUST STOP AND THE UNCOVERED MATERIAL(S) MUST BE ABATED BEFOR: WORK RESUMES IN THE SPACE(S).

B. ACM WATERPROOFING TAR EXISTS ON PERIMETER MASONRY WITHIN THE ORIGINAL BUILD OF THE SCHOOL ON ALL FLOORS. SHOULD THIS MATERIAL BE UNCOVERED AND DISTURBED DURING DEMOLITION, ALL WORK IN THE AREA MUST STOP AND THE UNCOVERED MATERIAL(S) MUST BE ABATED BEFORE WORK RESUMES IN THE SPACE(S).

ACM REMOVAL LEGEND:

1. REMOVE & DISPOSE OF DOOR FRAMES AND 1' OF ACM PLASTER SURROUNDING REMOVED FRAMES. PATCH OR REINSTALL MASONRY IN REMOVAL LOCATIONS TO FACILITATE NEW DOOR FRAME INSTALLATION (3 DOORS, APPROX 25 SF PLASTER REMOVAL PER LOCATION).
2. REMOVE & DISPOSE OF PLASTER WALL, WITH METAL LATHE, AND ALL WATERPROOFING TAR ON MASONRY WALL BEHIND THE PASTER/LATHE IN ACCORDANCE WITH DEMOLITION DETAILS ON DRAWING A2-511. COORDINATE REMOVAL LOCATION(S) WITH OWNER AND GENERAL CONTRACTOR (APPROX. 50 SF).
3. - REMOVE & DISPOSE OF RADIATOR/HEATER AND ASSOCIATED INSULATION (APPROX. 12 SF PER LOCATION)
   - REMOVE & DISPOSE OF MIRROR(S) AND ASSOCIATED MASTIC/GLUE/ADHESIVE (APPROX. 12 SF PER LOCATION)
   - REMOVE & DISPOSE OF ALL PIPE INSULATION/FITTINGS CONCEALED WITHIN PLASTER/CMU WALLS/CEILINGS/SOFFITS/CHASES/ETC. (APPROX. 40 LF PER LOCATION)
4. REMOVE & DISPOSE OF ACM FLOORING TO THE SUBSTRATE. REFER TO SECTION 020800 FOR LOCATIONS, QUANTITIES, AND LAYERING SYSTEMS.
5. REMOVE AND DISPOSE OF ACM FLASHING TAR (PERIMETER AND EQUIPMENT)
6. REMOVE AND DISPOSE OF ACM WINDOW CAULK

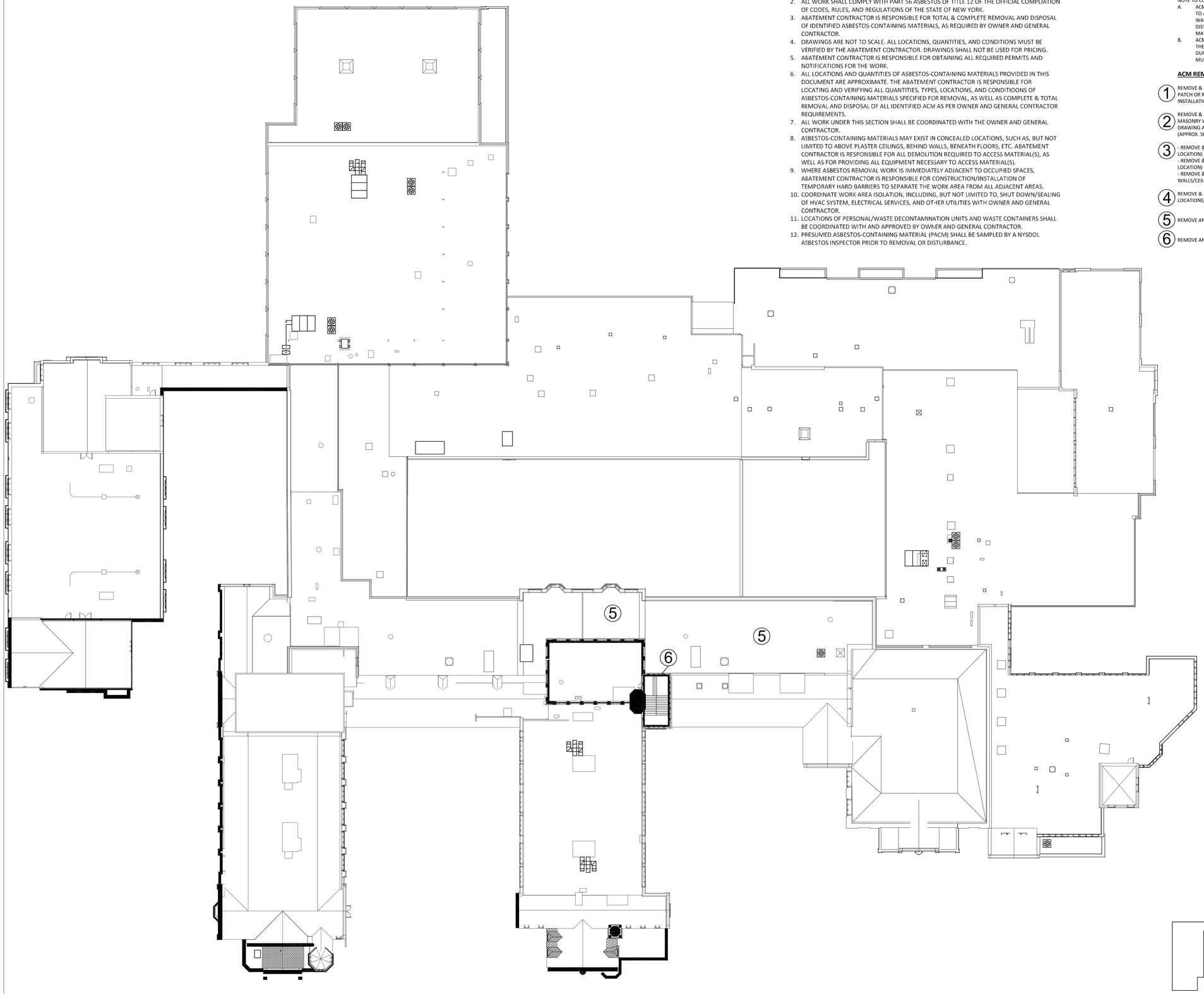

Roof - Asbestos Abatement Plan

1 SCALE: 1" = 20'-0"

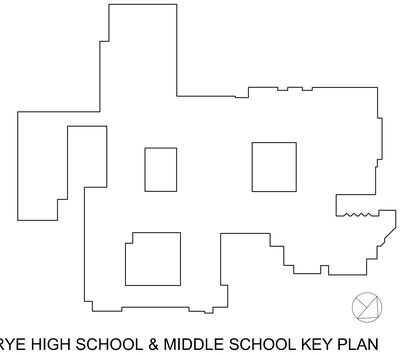

RYE HIGH SCHOOL & MIDDLE SCHOOL KEY PLAN

1" = 100'

Revision Schedule		
No.	Description	Date
1	ISSUED FOR SED SUBMISSION	09/15/2020
2	BID ISSUE	01/19/2021

Geddis Architects

Architecture. Planning. Interiors

71 Old Post Road
P.O. Box 1020
Southport, CT 06890
(203) 256-8700

Fielding International

Transforming Education by Design

259 Water Street Suite 1L
Warren , RI 02885 USA
+1 401-289-2789

BARILE GALLAGHER & ASSOCIATES

CONSULTING ENGINEERS

39 MARBLE AVENUE PLEASANTVILLE, NY 10570
914.328.6060 General@BGA-Eng.com www.BGA-Eng.com

Construction Manager
SAVIN ENGINEERS, P.C.
3 Campus Drive
Pleasantville, NY 10570
914-769-3200

Structural Engineer
ODEH ENGINEERS
1223 Mineral Spring Ave
North Providence, RI 02904
401-724-1771

Civil Engineer
WESTON & SAMPSON
1 Winners Circle, Suite 130
Albany, NY 12205
518-463-4400

Acoustic Consultant
DP DESIGN
12 Cold Spring Street
Providence, RI
401-861-3218

Environmental Consultant
QUALITY ENVIRONMENTAL SOLUTIONS & TECHNOLOGIES, INC.
1376 Route 9
Wappingers Falls, NY 12590
845-298-6251

SED #: 66180001-0005-032

PROJECT

Rye City School District

555 Theodore Fremd Ave, Rye, NY 10580

Rye High School & Middle School

1 Parsons Street, Rye, New York 10580

ROOF
ASBESTOS
ABATEMENT

SEAL & SIGNATURE

STATE OF NEW YORK · WILLIAM NICHOLAS BARILE · 067121 · LICENSED PROFESSIONAL ENGINEER

DATE:	01/19/2021
PROJECT No:	9200
DRAWING BY:	JP
CHK BY:	AP
DWG No:	HSMS-ASB-104

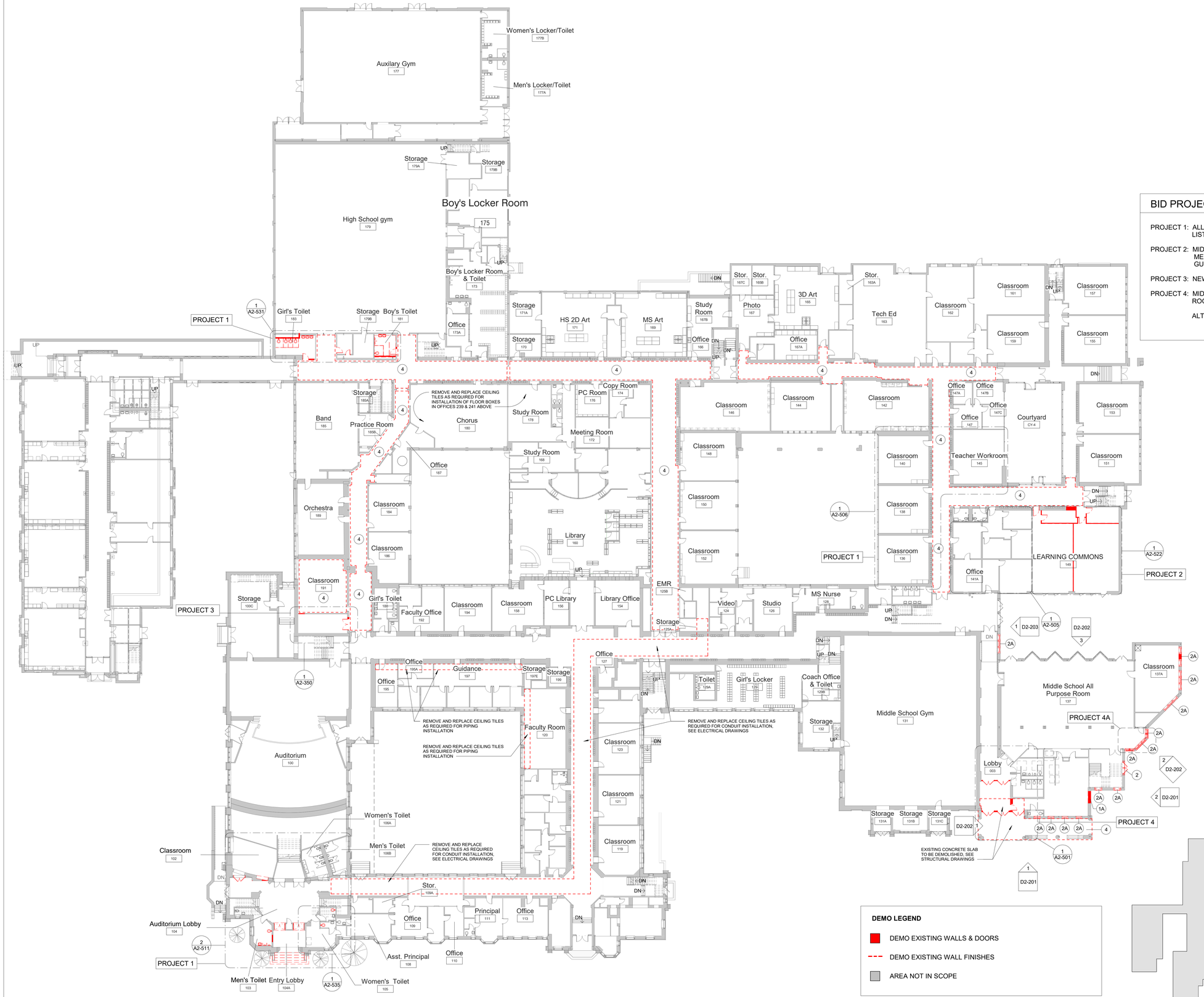

1 First Floor Plan-Phase 2 Demo

SCALE: 1" = 20'-0"

BID PROJECTS

PROJECT 1: ALL WORK NOT INCLUDED IN PROJECTS 2, 3 & 4 LISTED BELOW

PROJECT 2: MIDDLE SCHOOL I-LAB & UPGRADE TO 2ND FLOOR MECHANICAL ROOM INCLUDING 1ST FLOOR GUIDANCE CEILING WORK

PROJECT 3: NEW ELEVATOR & 3RD FLOOR LEARNING COMMONS

PROJECT 4: MIDDLE SCHOOL MASONRY RESTORATION AND ROOF REPLACEMENT

ALTERNATE 4A: MIDDLE SCHOOL MASONRY RESTORATION - TOWER VENEER REPLACEMENT & NEW WINDOWS

Demolition Keynote Legend Phase 2- skinny table

Key Value	Keynote Text
1	REMOVE EXISTING MASONRY/GYP. BD/TILE WALL ASSEMBLY.
1A	REMOVE EXISTING MASONRY/GYP. BD/TILE WALL ASSEMBLY TO CREATE A DOOR OPENING. SEE DOOR SCHEDULE.
1B	REMOVE EXISTING GYP. BD./ TILE ON TAG SIDE OF THE WALL. EXISTING STUDS TO REMAIN.
1C	REMOVE EXISTING MASONRY/GYP. BD/TILE WALL ASSEMBLY TO CREATE A WINDOW OPENING. SEE WINDOW TYPES.
1D	EXISTING STONE VENEER/PRECAST/LIMESTONE TO BE REMOVED AND STORED TO BE RE-INSTALLED. SEE DEMO AND PROPOSED DRAWINGS FOR EXTENT OF WORK.
2	REMOVE EXISTING DOOR, FRAME AND ASSOCIATED HARDWARE.
2A	REMOVE EXISTING EXTERIOR WINDOW, FRAME AND ASSOCIATED HARDWARE.
2B	REMOVE EXISTING INTERIOR WINDOW, FRAME AND ASSOCIATED HARDWARE.
2C	REMOVE EXISTING EXTERIOR LOUVER, FRAME, SILL & ACCOCIATED HARDWARE
3	REMOVE EXISTING FLOORING, BASE, ADHESIVE AND ALL APPLIED ACCESSORIES. FLASH PATCH AS REQUIRED TO ACHIEVE SMOOTH AND LEVEL SUBSTRATE PER MANUF. SPEC. FOR NEW FLOORING. PITCH TO NEW FLOOR DRAINS.
4	REMOVE EXISTING GYP. BD. CEILINGS, CEILING GRID, TILES & SOFFITS BELOW STRUCTURAL DECK. REMOVE EXISTING LIGHT FIXTURES AND DEVICES.
5	REMOVE EXISTING PLUMBING FIXTURES, TOILET PARTITIONS & ASSOCIATED PLUMBING AND ACCESSORIES.
6	REMOVE EXISTING MILLWORK COUNTER, CABINETS AND SHELVING.
6A	REMOVE EXISTING LOCKERS AND ASSOCIATED HARDWARE.

DEMO LEGEND

- DEMO EXISTING WALLS & DOORS
- DEMO EXISTING WALL FINISHES
- AREA NOT IN SCOPE

KEYNOTES

1. APPROVED IN PHASE 1, SED #6618001-0005-031 ON 03/16/20

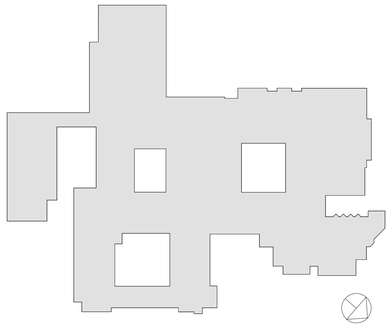

RYE HIGH SCHOOL & MIDDLE SCHOOL KEY PLAN

1" = 100'

Revision Schedule

No.	Description	Date
1	SED SUBMISSION	09/15/2020
3	ISSUED FOR BID	01/19/2021

Geddis Architects

Architecture. Planning. Interiors

71 Old Post Road
P.O. Box 1020
Southport, CT 06890
(203) 256-8700

Fielding International

Transforming Education by Design

259 Water Street Suite 1L
Warren , RI 02885 USA
+1 401-289-2789

BARILE GALLAGHER & ASSOCIATES

CONSULTING ENGINEERS

39 MARBLE AVENUE PLEASANTVILLE, NY 10570
914.328.6060 General@BGA-Eng.com www.BGA-Eng.com

Construction Manager
SAVIN ENGINEERS, P.C.
3 Campus Drive
Pleasantville, NY 10570
914-769-3200

Structural Engineer
ODEH ENGINEERS
1223 Mineral Spring Ave
North Providence, RI 02904
401-724-1771

Civil Engineer
WESTON & SAMPSON
1 Winners Circle, Suite 130
Albany, NY 12205
518-463-4400

Roof Consultant
WATSKY ASSOCIATES INC.
20 Madison Ave
Valhalla, NY 10595
914-948-3450

Acoustic Consultant
DP DESIGN
12 Cold Spring Street
Providence, RI
401-861-3218

AV Consultant
CAVANAUGH TOCCI
327 F Boston Post Road
Sudbury, MA 01776-3027
978-443-7871

SED #: 6618-0001-0005-032

PROJECT

Rye City School District

555 Theodore Fremd Ave, Rye, NY 10580

Rye High School & Middle School

1 Parsons Street, Rye, New York 10580

FIRST FLOOR DEMOLITION PLAN

PROJECTS 1, 2, 3, 4 & 4A

SEAL & SIGNATURE

DATE: 01/19/21
PROJECT No: 9200
DRAWING BY: Author
CHK BY: Checker
DWG No: D2-101

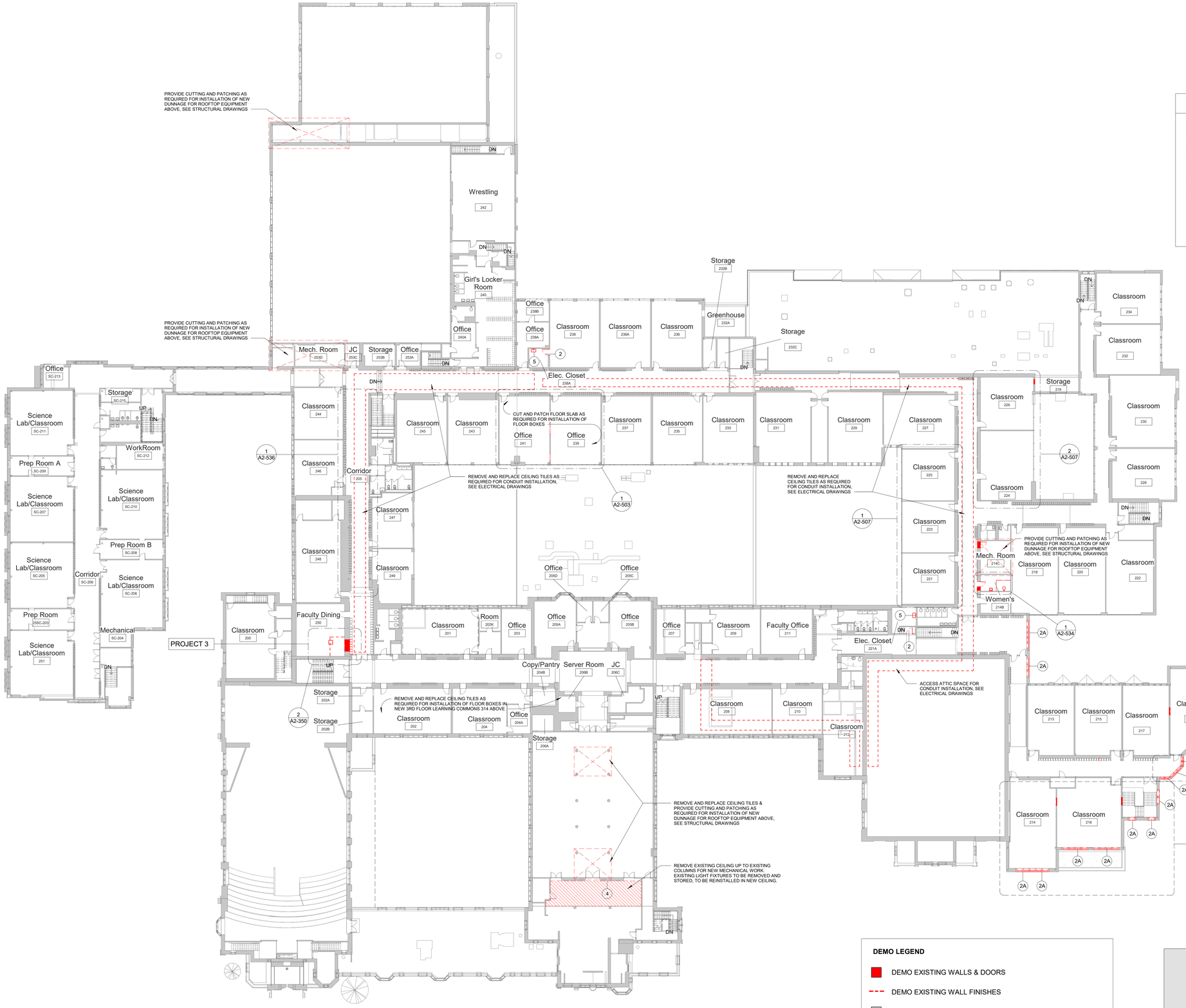

1 Second Floor Plan-Phase 2 Demo

SCALE: 1" = 20'-0"

BID PROJECTS

PROJECT 1: ALL WORK NOT INCLUDED IN PROJECTS 2, 3 & 4 LISTED BELOW

PROJECT 2: MIDDLE SCHOOL I-LAB & UPGRADE TO 2ND FLOOR MECHANICAL ROOM INCLUDING 1ST FLOOR GUIDANCE CEILING WORK

PROJECT 3: NEW ELEVATOR & 3RD FLOOR LEARNING COMMONS

PROJECT 4: MIDDLE SCHOOL MASONRY RESTORATION AND ROOF REPLACEMENT

ALTERNATE 4A: MIDDLE SCHOOL MASONRY RESTORATION - TOWER VENEER REPLACEMENT & NEW WINDOWS

Demolition Keynote Legend Phase 2- skinny table

Key Value	Keynote Text
1	REMOVE EXISTING MASONRY/GYP. BD/TILE WALL ASSEMBLY.
1A	REMOVE EXISTING MASONRY/GYP. BD/TILE WALL ASSEMBLY TO CREATE A DOOR OPENING. SEE DOOR SCHEDULE.
1B	REMOVE EXISTING GYP. BD./ TILE ON TAG SIDE OF THE WALL. EXISTING STUDS TO REMAIN.
1C	REMOVE EXISTING MASONRY/GYP. BD/TILE WALL ASSEMBLY TO CREATE A WINDOW OPENING. SEE WINDOW TYPES.
1D	EXISTING STONE VENEER/PRECAST/LIMESTONE TO BE REMOVED AND STORED TO BE RE-INSTALLED. SEE DEMO AND PROPOSED DRAWINGS FOR EXTENT OF WORK.
2	REMOVE EXISTING DOOR, FRAME AND ASSOCIATED HARDWARE.
2A	REMOVE EXISTING EXTERIOR WINDOW, FRAME AND ASSOCIATED HARDWARE.
2B	REMOVE EXISTING INTERIOR WINDOW, FRAME AND ASSOCIATED HARDWARE.
2C	REMOVE EXISTING EXTERIOR LOUVER, FRAME, SILL & ACCOCIATED HARDWARE
3	REMOVE EXISTING FLOORING, BASE, ADHESIVE AND ALL APPLIED ACCESSORIES. FLASH PATCH AS REQUIRED TO ACHIEVE SMOOTH AND LEVEL SUBSTRATE PER MANUF. SPEC. FOR NEW FLOORING. PITCH TO NEW FLOOR DRAINS.
4	REMOVE EXISTING GYP. BD. CEILINGS, CEILING GRID, TILES & SOFFITS BELOW STRUCTURAL DECK. REMOVE EXISTING LIGHT FIXTURES AND DEVICES.
5	REMOVE EXISTING PLUMBING FIXTURES, TOILET PARTITIONS & ASSOCIATED PLUMBING AND ACCESSORIES.
6	REMOVE EXISTING MILLWORK COUNTER, CABINETS AND SHELVING.
6A	REMOVE EXISTING LOCKERS AND ASSOCIATED HARDWARE.

DEMO LEGEND

- DEMO EXISTING WALLS & DOORS
- DEMO EXISTING WALL FINISHES
- AREA NOT IN SCOPE

KEYNOTES

1. APPROVED IN PHASE 1, SED #6618001-0005-031 ON 03/16/20

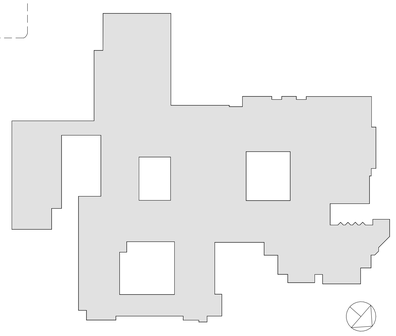

RYE HIGH SCHOOL & MIDDLE SCHOOL KEY PLAN

1" = 100'

Revision Schedule

No.	Description	Date
	SD - ISSUED FOR PRICING	2020/02/24
1	SED SUBMISSION	09/15/2020
3	ISSUED FOR BID	01/19/2021

Geddis Architects

Architecture. Planning. Interiors

71 Old Post Road
P.O. Box 1020
Southport, CT 06890
(203) 256-8700

Fielding International

Transforming Education by Design

259 Water Street Suite 1L
Warren , RI 02885 USA
+1 401-289-2789

BARILE GALLAGHER & ASSOCIATES

CONSULTING ENGINEERS

39 MARBLE AVENUE PLEASANTVILLE, NY 10570
914.328.6060 General@BGA-Eng.com www.BGA-Eng.com

Construction Manager
SAVIN ENGINEERS, P.C.
3 Campus Drive
Pleasantville, NY 10570
914-769-3200

Structural Engineer
ODEH ENGINEERS
1223 Mineral Spring Ave
North Providence, RI 02904
401-724-1771

Civil Engineer
WESTON & SAMPSON
1 Winners Circle, Suite 130
Albany, NY 12205
518-463-4400

Roof Consultant
WATSKY ASSOCIATES INC.
20 Madison Ave
Valhalla, NY 10595
914-948-3450

Acoustic Consultant
DP DESIGN
12 Cold Spring Street
Providence, RI
401-861-3218

AV Consultant
CAVANAUGH TOCCI
327 F Boston Post Road
Sudbury, MA 01776-3027
978-443-7871

SED #: 6618-0001-0005-032

PROJECT

Rye City School District

555 Theodore Fremd Ave, Rye, NY 10580

Rye High School & Middle School

1 Parsons Street, Rye, New York 10580

SECOND FLOOR DEMOLITION PLAN

PROJECTS 1, 2, 3, 4 & 4A

SEAL & SIGNATURE

DATE: 01/19/21
PROJECT No: 9200
DRAWING BY: Author
CHK BY: Checker
DWG No: D2-102

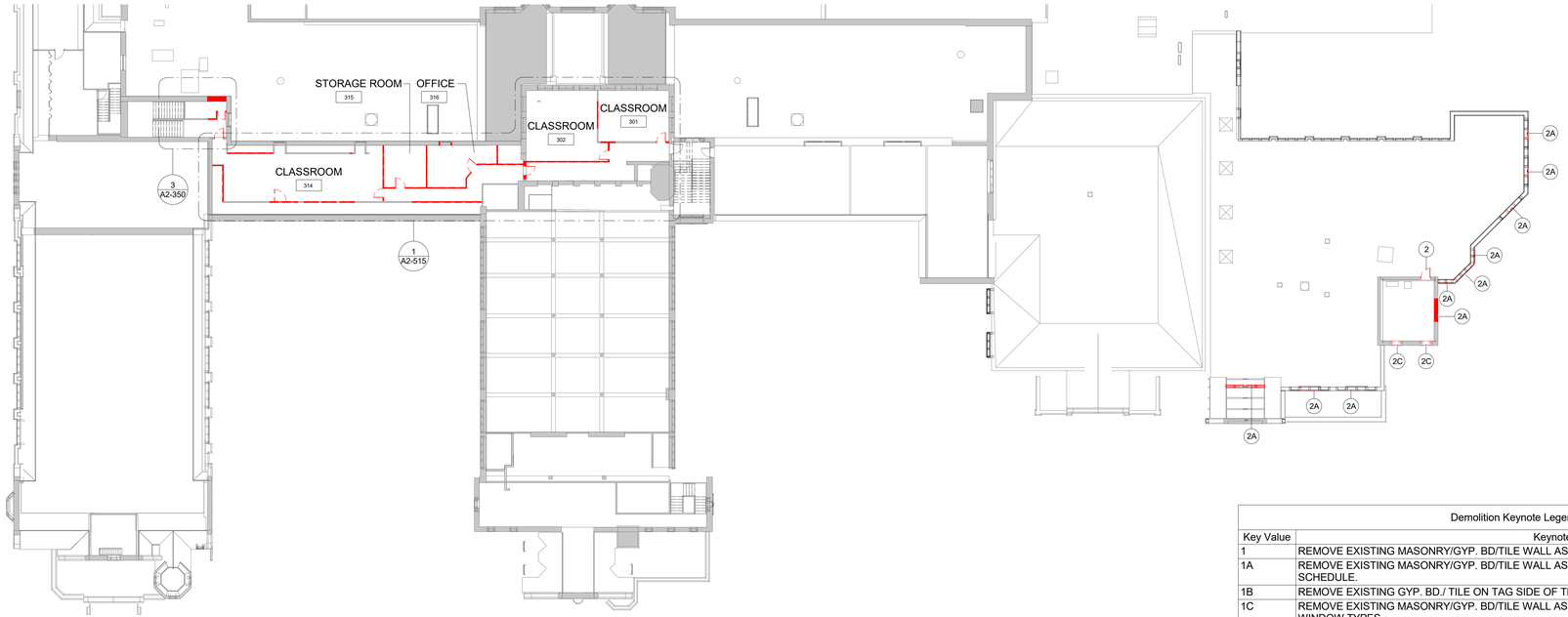

1 Third Floor - Phase 2 Demo

PROJECT 3

SCALE: 1" = 20'-0"

Demolition Keynote Legend Phase 2	
Key Value	Keynote Text
1	REMOVE EXISTING MASONRY/GYP. BD/TILE WALL ASSEMBLY.
1A	REMOVE EXISTING MASONRY/GYP. BD/TILE WALL ASSEMBLY TO CREATE A DOOR OPENING. SEE DOOR SCHEDULE.
1B	REMOVE EXISTING GYP. BD./ TILE ON TAG SIDE OF THE WALL. EXISTING STUDS TO REMAIN.
1C	REMOVE EXISTING MASONRY/GYP. BD/TILE WALL ASSEMBLY TO CREATE A WINDOW OPENING. SEE WINDOW TYPES.
1D	EXISTING STONE VENEER/PRECAST/LIMESTONE TO BE REMOVED AND STORED TO BE RE-INSTALLED. SEE DEMO AND PROPOSED DRAWINGS FOR EXTENT OF WORK.
2	REMOVE EXISTING DOOR, FRAME AND ASSOCIATED HARDWARE.
2A	REMOVE EXISTING EXTERIOR WINDOW, FRAME AND ASSOCIATED HARDWARE.
2B	REMOVE EXISTING INTERIOR WINDOW, FRAME AND ASSOCIATED HARDWARE.
2C	REMOVE EXISTING EXTERIOR LOUVER, FRAME, SILL & ACCOCIATED HARDWARE
3	REMOVE EXISTING FLOORING, BASE, ADHESIVE AND ALL APPLIED ACCESSORIES. FLASH PATCH AS REQUIRED TO ACHIEVE SMOOTH AND LEVEL SUBSTRATE PER MANUF. SPEC. FOR NEW FLOORING. PITCH TO NEW FLOOR DRAINS.
4	REMOVE EXISTING GYP. BD. CEILINGS, CEILING GRID, TILES & SOFFITS BELOW STRUCTURAL DECK. REMOVE EXISTING LIGHT FIXTURES AND DEVICES.
5	REMOVE EXISTING PLUMBING FIXTURES, TOILET PARTITIONS & ASSOCIATED PLUMBING AND ACCESSORIES.
6	REMOVE EXISTING MILLWORK COUNTER, CABINETS AND SHELVING.
6A	REMOVE EXISTING LOCKERS AND ASSOCIATED HARDWARE.

DEMO LEGEND

- DEMO EXISTING WALLS & DOORS
- DEMO EXISTING WALL FINISHES
- AREA NOT IN SCOPE

BID PROJECTS

PROJECT 1: ALL WORK NOT INCLUDED IN PROJECTS 2, 3 & 4 LISTED BELOW

PROJECT 2: MIDDLE SCHOOL I-LAB & UPGRADE TO 2ND FLOOR MECHANICAL ROOM INCLUDING 1ST FLOOR GUIDANCE CEILING WORK

PROJECT 3: NEW ELEVATOR & 3RD FLOOR LEARNING COMMONS

PROJECT 4: MIDDLE SCHOOL MASONRY RESTORATION AND ROOF REPLACEMENT

ALTERNATE 4A: MIDDLE SCHOOL MASONRY RESTORATION - TOWER VENEER REPLACEMENT & NEW WINDOWS

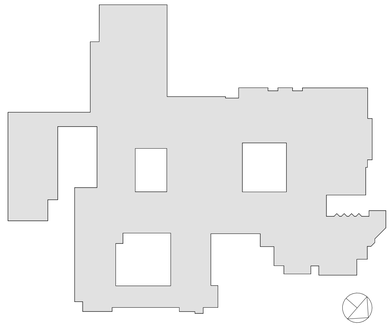

RYE HIGH SCHOOL & MIDDLE SCHOOL KEY PLAN

1" = 100'

Revision Schedule

No.	Description	Date
1	SED SUBMISSION	09/15/2020
3	ISSUED FOR BID	01/19/2021

Geddis Architects

Architecture. Planning. Interiors

71 Old Post Road
P.O. Box 1020
Southport, CT 06890
(203) 256-8700

Fielding International

Transforming Education by Design

259 Water Street Suite 1L
Warren , RI 02885 USA
+1 401-289-2789

BARILE GALLAGHER & ASSOCIATES

CONSULTING ENGINEERS

39 MARBLE AVENUE PLEASANTVILLE, NY 10570
914.328.6060 General@BGA-Eng.com www.BGA-Eng.com

Construction Manager
SAVIN ENGINEERS, P.C.
3 Campus Drive
Pleasantville, NY 10570
914-769-3200

Structural Engineer
ODEH ENGINEERS
1223 Mineral Spring Ave
North Providence, RI 02904
401-724-1771

Civil Engineer
WESTON & SAMPSON
1 Winners Circle, Suite 130
Albany, NY 12205
518-463-4400

Roof Consultant
WATSKY ASSOCIATES INC.
20 Madison Ave
Valhalla, NY 10595
914-948-3450

Acoustic Consultant
DP DESIGN
12 Cold Spring Street
Providence, RI
401-861-3218

AV Consultant
CAVANAUGH TOCCI
327 F Boston Post Road
Sudbury, MA 01776-3027
978-443-7871

SED #: 6618-0001-0005-032

PROJECT

Rye City School District

555 Theodore Fremd Ave, Rye, NY 10580

Rye High School & Middle School

1 Parsons Street, Rye, New York 10580

THIRD FLOOR DEMOLITION PLAN

PROJECT 3

SEAL & SIGNATURE

DATE: 01/19/21
PROJECT No: 9200
DRAWING BY: Author
CHK BY: Checker
DWG No:
D2-103

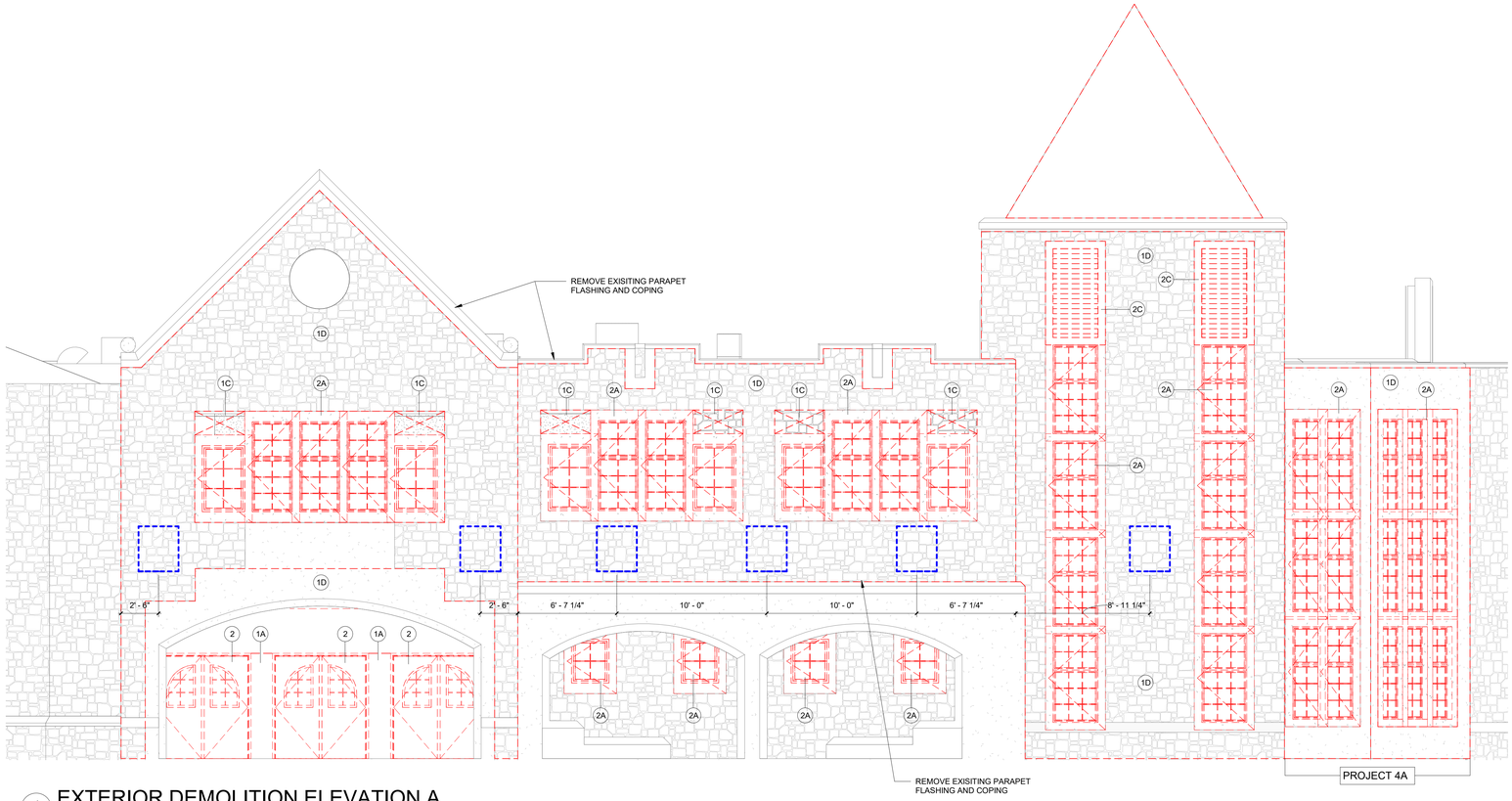

1 EXTERIOR DEMOLITION ELEVATION A

SCALE: 1/4" = 1'-0"

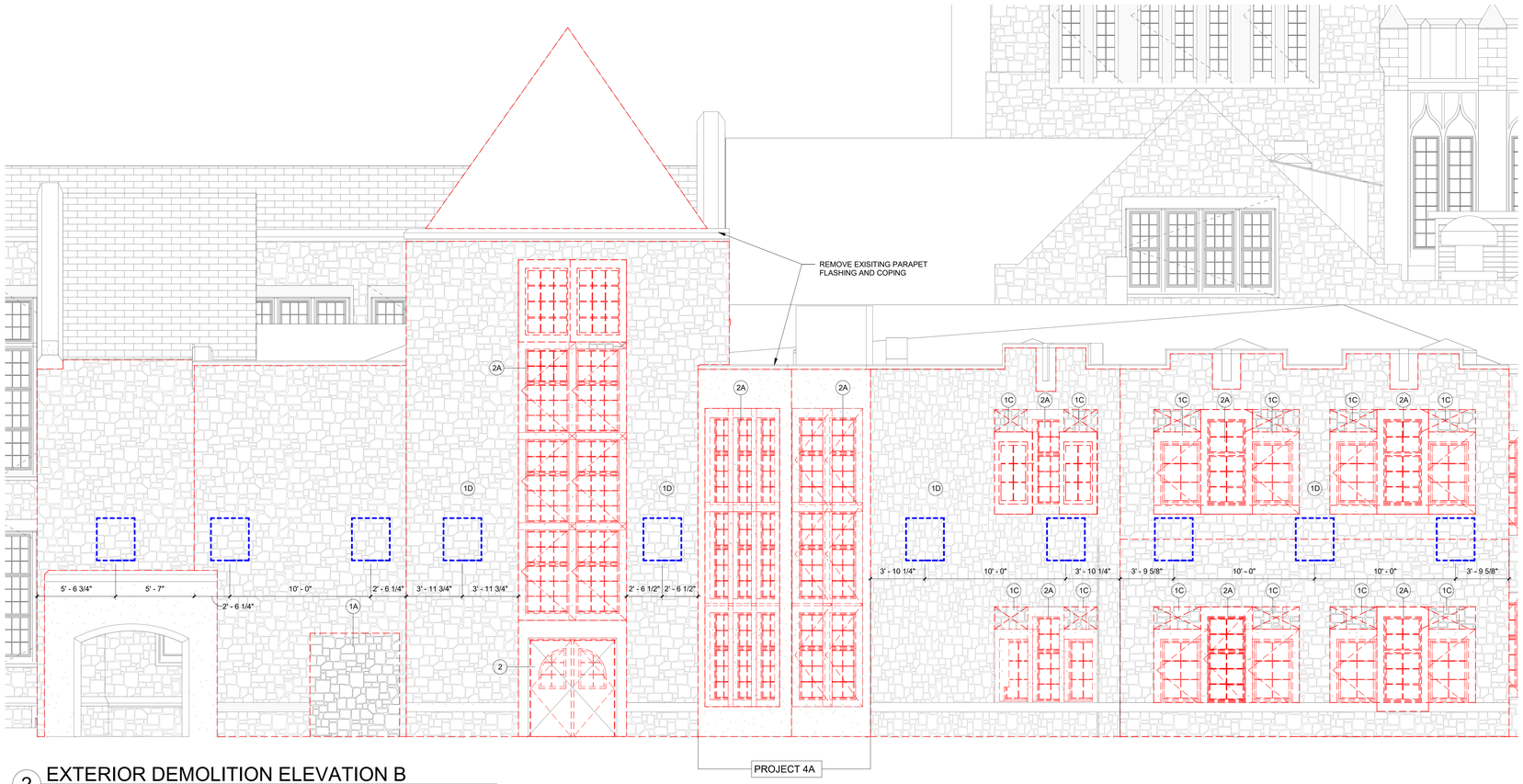

2 EXTERIOR DEMOLITION ELEVATION B

SCALE: 1/4" = 1'-0"

Demolition Keynote Legend Phase 2- skinny table	
Key Value	Keynote Text
1	REMOVE EXISTING MASONRY/GYP. BD/TILE WALL ASSEMBLY.
1A	REMOVE EXISTING MASONRY/GYP. BD/TILE WALL ASSEMBLY TO CREATE A DOOR OPENING. SEE DOOR SCHEDULE.
1B	REMOVE EXISTING GYP. BD./ TILE ON TAG SIDE OF THE WALL. EXISTING STUDS TO REMAIN.
1C	REMOVE EXISTING MASONRY/GYP. BD/TILE WALL ASSEMBLY TO CREATE A WINDOW OPENING. SEE WINDOW TYPES.
1D	EXISTING STONE VENEER/PRECAST/LIMESTONE TO BE REMOVED AND STORED TO BE RE-INSTALLED. SEE DEMO AND PROPOSED DRAWINGS FOR EXTENT OF WORK.
2	REMOVE EXISTING DOOR, FRAME AND ASSOCIATED HARDWARE.
2A	REMOVE EXISTING EXTERIOR WINDOW, FRAME AND ASSOCIATED HARDWARE.
2B	REMOVE EXISTING INTERIOR WINDOW, FRAME AND ASSOCIATED HARDWARE.
2C	REMOVE EXISTING EXTERIOR LOUVER, FRAME, SILL & ACCOCIATED HARDWARE
3	REMOVE EXISTING FLOORING, BASE, ADHESIVE AND ALL APPLIED ACCESSORIES. FLASH PATCH AS REQUIRED TO ACHIEVE SMOOTH AND LEVEL SUBSTRATE PER MANUF. SPEC. FOR NEW FLOORING. PITCH TO NEW FLOOR DRAINS.
4	REMOVE EXISTING GYP. BD. CEILINGS, CEILING GRID, TILES & SOFFITS BELOW STRUCTURAL DECK. REMOVE EXISTING LIGHT FIXTURES AND DEVICES.
5	REMOVE EXISTING PLUMBING FIXTURES, TOILET PARTITIONS & ASSOCIATED PLUMBING AND ACCESSORIES.
6	REMOVE EXISTING MILLWORK COUNTER, CABINETS AND SHELVING.
6A	REMOVE EXISTING LOCKERS AND ASSOCIATED HARDWARE.

LEGEND

- LOCATION FOR 2'-8" X 3'-0" OPENINGS IN EXISTING DENSGLASS SHEATHING ALONG SECOND FLOOR SLAB LEVEL TO DETERMINE EXTENT OF WATER DAMAGE TO THE EXISTING METAL STUDS, OPENINGS TO BE EVERY 10'-0" O.C. SEE DEMOLITION ELEVATIONS FOR LOCATIONS
- METAL FLASHING LOCATION
- EXISTING GRANITE VENEER, PRECAST CONCRETE/LIMESTONE TO REMAIN IN PLACE

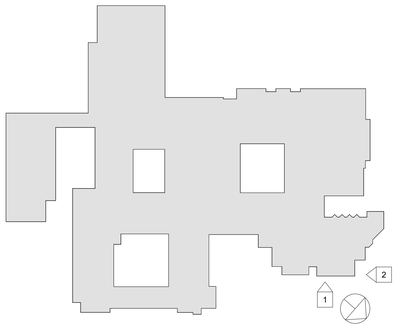

RYE HIGH SCHOOL & MIDDLE SCHOOL KEY PLAN

1" = 100'

Revision Schedule

No.	Description	Date
1	SED SUBMISSION	09/15/2020
3	ISSUED FOR BID	01/19/2021

Geddis Architects

Architecture. Planning. Interiors

71 Old Post Road
P.O. Box 1020
Southport, CT 06890
(203) 256-8700

Fielding International

Transforming Education by Design

259 Water Street Suite 1L
Warren , RI 02885 USA
+1 401-289-2789

BARILE GALLAGHER & ASSOCIATES

CONSULTING ENGINEERS

39 MARBLE AVENUE PLEASANTVILLE, NY 10570
914.328.6060 General@BGA-Eng.com www.BGA-Eng.com

Construction Manager
SAVIN ENGINEERS, P.C.
3 Campus Drive
Pleasantville, NY 10570
914-769-3200

Structural Engineer
ODEH ENGINEERS
1223 Mineral Spring Ave
North Providence, RI 02904
401-724-1771

Civil Engineer
WESTON & SAMPSON
1 Winners Circle, Suite 130
Albany, NY 12205
518-463-4400

Roof Consultant
WATSKY ASSOCIATES INC.
20 Madison Ave
Valhalla, NY 10595
914-948-3450

Acoustic Consultant
DP DESIGN
12 Cold Spring Street
Providence, RI
401-861-3218

AV Consultant
CAVANAUGH TOCCI
327 F Boston Post Road
Sudbury, MA 01776-3027
978-443-7871

SED #: 6618-0001-0005-032

PROJECT

Rye City School District

555 Theodore Fremd Ave, Rye, NY 10580

Rye High School & Middle School

1 Parsons Street, Rye, New York 10580

EXTERIOR DEMOLITION ELEVATIONS

PROJECTS 1, 4 & 4A

SEAL & SIGNATURE

DATE: 01/19/21
PROJECT No: 9200
DRAWING BY: Author
CHK BY: Checker
DWG No:
D2-201

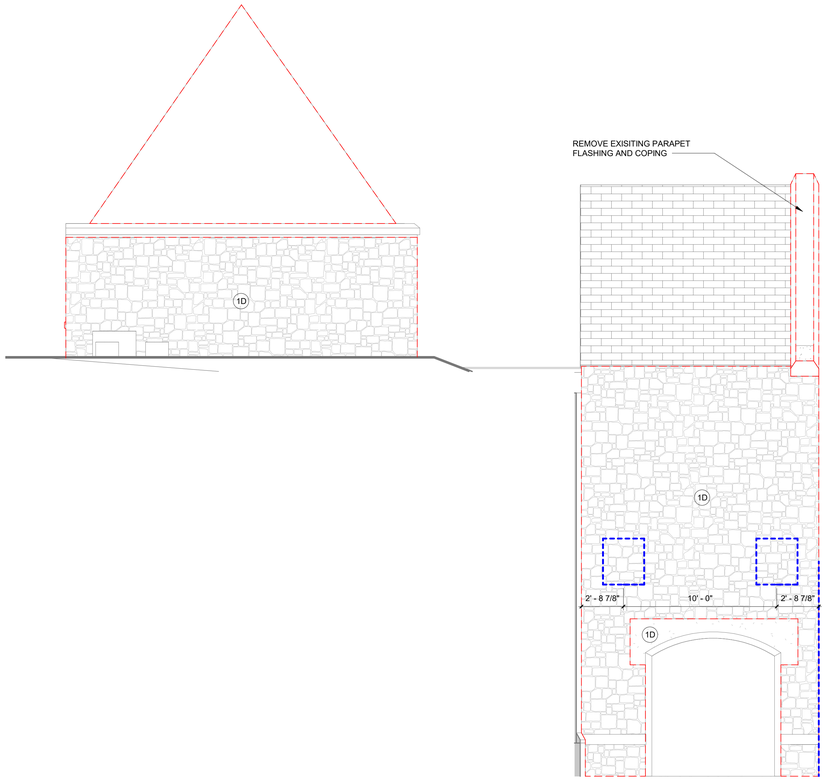

1 EXTERIOR DEMOLITION ELEVATION C

SCALE: 1/4" = 1'-0"

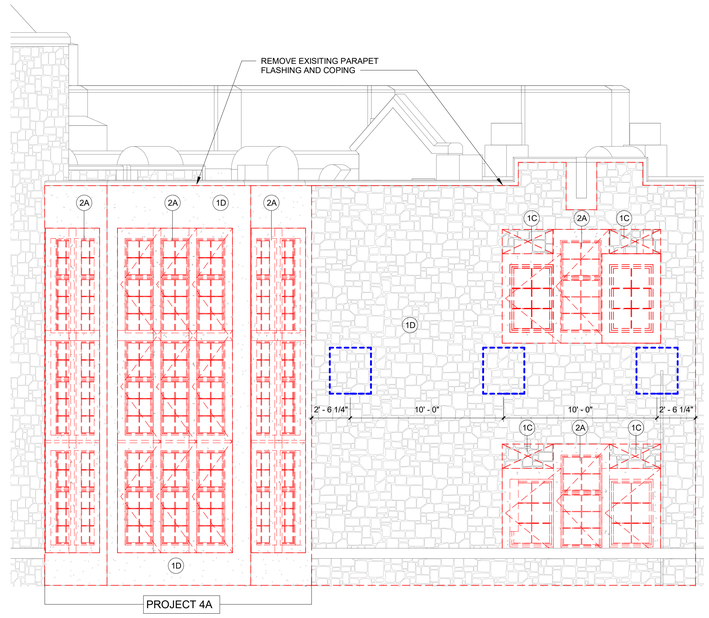

2 EXTERIOR DEMOLITION ELEVATION D

SCALE: 1/4" = 1'-0"

3 EXTERIOR DEMOLITION ELEVATION E

SCALE: 1/4" = 1'-0"

Demolition Keynote Legend Phase 2- skinny table	
Key Value	Keynote Text
1	REMOVE EXISTING MASONRY/GYP. BD/TILE WALL ASSEMBLY.
1A	REMOVE EXISTING MASONRY/GYP. BD/TILE WALL ASSEMBLY TO CREATE A DOOR OPENING. SEE DOOR SCHEDULE.
1B	REMOVE EXISTING GYP. BD./ TILE ON TAG SIDE OF THE WALL. EXISTING STUDS TO REMAIN.
1C	REMOVE EXISTING MASONRY/GYP. BD/TILE WALL ASSEMBLY TO CREATE A WINDOW OPENING. SEE WINDOW TYPES.
1D	EXISTING STONE VENEER/PRECAST/LIMESTONE TO BE REMOVED AND STORED TO BE RE-INSTALLED. SEE DEMO AND PROPOSED DRAWINGS FOR EXTENT OF WORK.
2	REMOVE EXISTING DOOR, FRAME AND ASSOCIATED HARDWARE.
2A	REMOVE EXISTING EXTERIOR WINDOW, FRAME AND ASSOCIATED HARDWARE.
2B	REMOVE EXISTING INTERIOR WINDOW, FRAME AND ASSOCIATED HARDWARE.
2C	REMOVE EXISTING EXTERIOR LOUVER, FRAME, SILL & ACCOCIATED HARDWARE
3	REMOVE EXISTING FLOORING, BASE, ADHESIVE AND ALL APPLIED ACCESSORIES. FLASH PATCH AS REQUIRED TO ACHIEVE SMOOTH AND LEVEL SUBSTRATE PER MANUF. SPEC. FOR NEW FLOORING. PITCH TO NEW FLOOR DRAINS.
4	REMOVE EXISTING GYP. BD. CEILINGS, CEILING GRID, TILES & SOFFITS BELOW STRUCTURAL DECK. REMOVE EXISTING LIGHT FIXTURES AND DEVICES.
5	REMOVE EXISTING PLUMBING FIXTURES, TOILET PARTITIONS & ASSOCIATED PLUMBING AND ACCESSORIES.
6	REMOVE EXISTING MILLWORK COUNTER, CABINETS AND SHELVING.
6A	REMOVE EXISTING LOCKERS AND ASSOCIATED HARDWARE.

LEGEND

- LOCATION FOR 2'-8" X 3'-0" OPENINGS IN EXISTING DENSGLASS SHEATHING ALONG SECOND FLOOR SLAB LEVEL TO DETERMINE EXTENT OF WATER DAMAGE TO THE EXISTING METAL STUDS, OPENINGS TO BE EVERY 10'-0" O.C. SEE DEMOLITION ELEVATIONS FOR LOCATIONS
- METAL FLASHING LOCATION
- EXISTING GRANITE VENEER, PRECAST CONCRETE/LIMESTONE TO REMAIN IN PLACE

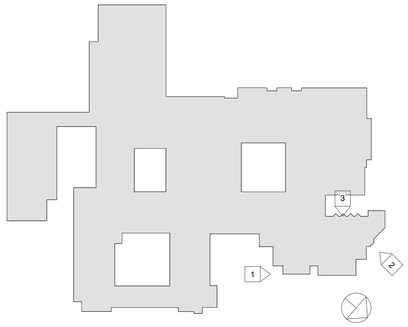

RYE HIGH SCHOOL & MIDDLE SCHOOL KEY PLAN

1" = 100'

Revision Schedule

No.	Description	Date
1	SED SUBMISSION	09/15/2020
3	ISSUED FOR BID	01/19/2021

Geddis Architects

Architecture. Planning. Interiors

71 Old Post Road
P.O. Box 1020
Southport, CT 06890
(203) 256-8700

Fielding International

Transforming Education by Design

259 Water Street Suite 1L
Warren , RI 02885 USA
+1 401-289-2789

BARILE GALLAGHER & ASSOCIATES

CONSULTING ENGINEERS

39 MARBLE AVENUE PLEASANTVILLE, NY 10570
914.328.6060 General@BGA-Eng.com www.BGA-Eng.com

Construction Manager
SAVIN ENGINEERS, P.C.
3 Campus Drive
Pleasantville, NY 10570
914-769-3200

Structural Engineer
ODEH ENGINEERS
1223 Mineral Spring Ave
North Providence, RI 02904
401-724-1771

Civil Engineer
WESTON & SAMPSON
1 Winners Circle, Suite 130
Albany, NY 12205
518-463-4400

Roof Consultant
WATSKY ASSOCIATES INC.
20 Madison Ave
Valhalla, NY 10595
914-948-3450

Acoustic Consultant
DP DESIGN
12 Cold Spring Street
Providence, RI
401-861-3218

AV Consultant
CAVANAUGH TOCCI
327 F Boston Post Road
Sudbury, MA 01776-3027
978-443-7871

SED #: 6618-0001-0005-032

PROJECT

Rye City School District

555 Theodore Fremd Ave, Rye, NY 10580

Rye High School & Middle School

1 Parsons Street, Rye, New York 10580

EXTERIOR DEMOLITION ELEVATIONS

PROJECTS 1, 4 & 4A

SEAL & SIGNATURE

DATE: 01/19/21
PROJECT No: 9200
DRAWING BY: Author
CHK BY: Checker
DWG No: D2-202

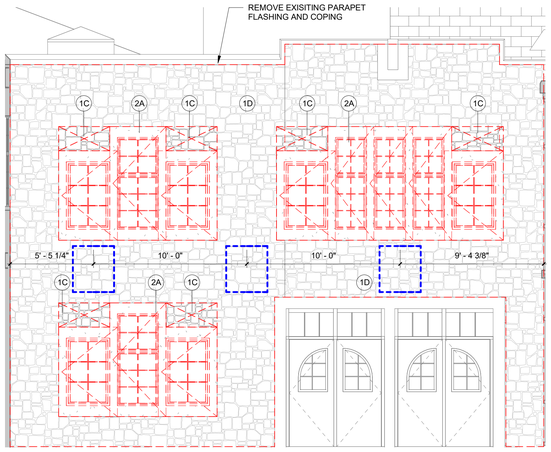

1 EXTERIOR DEMOLITION ELEVATION F

SCALE: 1/4" = 1'-0"

Demolition Keynote Legend Phase 2- skinny table	
Key Value	Keynote Text
1	REMOVE EXISTING MASONRY/GYP. BD/TILE WALL ASSEMBLY.
1A	REMOVE EXISTING MASONRY/GYP. BD/TILE WALL ASSEMBLY TO CREATE A DOOR OPENING. SEE DOOR SCHEDULE.
1B	REMOVE EXISTING GYP. BD./ TILE ON TAG SIDE OF THE WALL. EXISTING STUDS TO REMAIN.
1C	REMOVE EXISTING MASONRY/GYP. BD/TILE WALL ASSEMBLY TO CREATE A WINDOW OPENING. SEE WINDOW TYPES.
1D	EXISTING STONE VENEER/PRECAST/LIMESTONE TO BE REMOVED AND STORED TO BE RE-INSTALLED. SEE DEMO AND PROPOSED DRAWINGS FOR EXTENT OF WORK.
2	REMOVE EXISTING DOOR, FRAME AND ASSOCIATED HARDWARE.
2A	REMOVE EXISTING EXTERIOR WINDOW, FRAME AND ASSOCIATED HARDWARE.
2B	REMOVE EXISTING INTERIOR WINDOW, FRAME AND ASSOCIATED HARDWARE.
2C	REMOVE EXISTING EXTERIOR LOUVER, FRAME, SILL & ACCOCIATED HARDWARE
3	REMOVE EXISTING FLOORING, BASE, ADHESIVE AND ALL APPLIED ACCESSORIES. FLASH PATCH AS REQUIRED TO ACHIEVE SMOOTH AND LEVEL SUBSTRATE PER MANUF. SPEC. FOR NEW FLOORING. PITCH TO NEW FLOOR DRAINS.
4	REMOVE EXISTING GYP. BD. CEILINGS, CEILING GRID, TILES & SOFFITS BELOW STRUCTURAL DECK. REMOVE EXISTING LIGHT FIXTURES AND DEVICES.
5	REMOVE EXISTING PLUMBING FIXTURES, TOILET PARTITIONS & ASSOCIATED PLUMBING AND ACCESSORIES.
6	REMOVE EXISTING MILLWORK COUNTER, CABINETS AND SHELVING.
6A	REMOVE EXISTING LOCKERS AND ASSOCIATED HARDWARE.

LEGEND

- LOCATION FOR 2'-8" X 3'-0" OPENINGS IN EXISTING DENSGLASS SHEATHING ALONG SECOND FLOOR SLAB LEVEL TO DETERMINE EXTENT OF WATER DAMAGE TO THE EXISTING METAL STUDS, OPENINGS TO BE EVERY 10'-0" O.C. SEE DEMOLITION ELEVATIONS FOR LOCATIONS
- METAL FLASHING LOCATION
- EXISTING GRANITE VENEER, PRECAST CONCRETE/LIMESTONE TO REMAIN IN PLACE

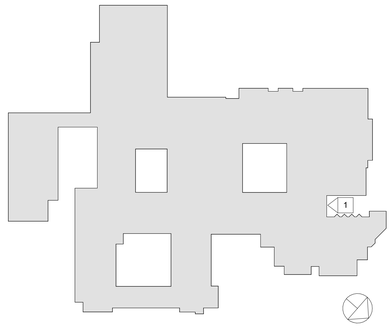

RYE HIGH SCHOOL & MIDDLE SCHOOL KEY PLAN

1" = 100'

Revision Schedule

No.	Description	Date
1	SED SUBMISSION	09/15/2020
3	ISSUED FOR BID	01/19/2021

Geddis Architects

Architecture. Planning. Interiors

71 Old Post Road
P.O. Box 1020
Southport, CT 06890
(203) 256-8700

Fielding International

Transforming Education by Design

259 Water Street Suite 1L
Warren , RI 02885 USA
+1 401-289-2789

BARILE GALLAGHER & ASSOCIATES

CONSULTING ENGINEERS

39 MARBLE AVENUE PLEASANTVILLE, NY 10570
914.328.6060 General@BGA-Eng.com www.BGA-Eng.com

Construction Manager
SAVIN ENGINEERS, P.C.
3 Campus Drive
Pleasantville, NY 10570
914-769-3200

Structural Engineer
ODEH ENGINEERS
1223 Mineral Spring Ave
North Providence, RI 02904
401-724-1771

Civil Engineer
WESTON & SAMPSON
1 Winners Circle, Suite 130
Albany, NY 12205
518-463-4400

Roof Consultant
WATSKY ASSOCIATES INC.
20 Madison Ave
Valhalla, NY 10595
914-948-3450

Acoustic Consultant
DP DESIGN
12 Cold Spring Street
Providence, RI
401-861-3218

AV Consultant
CAVANAUGH TOCCI
327 F Boston Post Road
Sudbury, MA 01776-3027
978-443-7871

SED #: 6618-0001-0005-032

PROJECT

Rye City School District

555 Theodore Fremd Ave, Rye, NY 10580

Rye High School & Middle School

1 Parsons Street, Rye, New York 10580

EXTERIOR DEMOLITION ELEVATIONS

PROJECT 4

SEAL & SIGNATURE

DATE: 01/19/21
PROJECT No: 9200
DRAWING BY: Author
CHK BY: Checker
DWG No:
D2-203

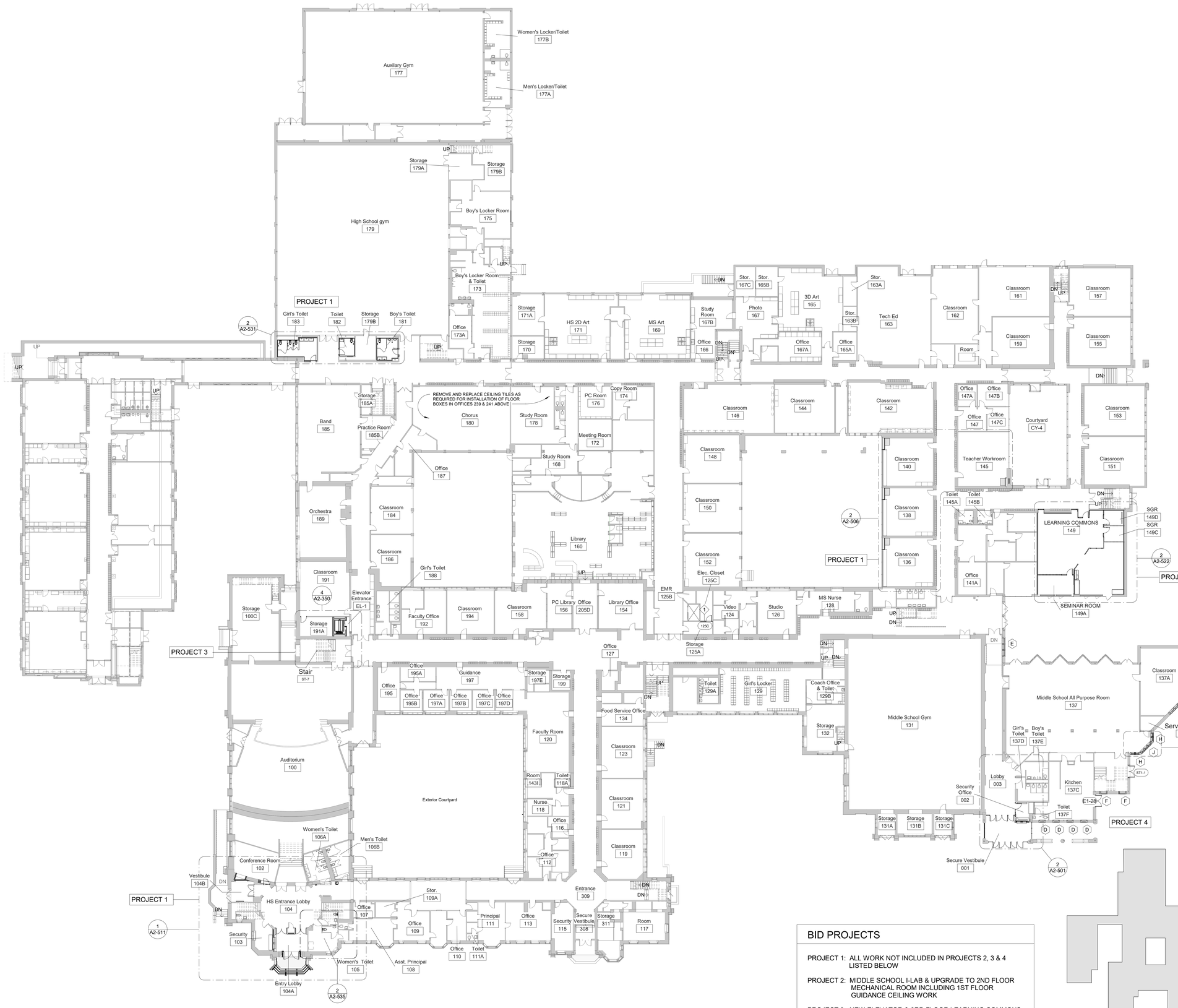

1 First Floor Plan-Phase 2

SCALE: 1" = 20'-0"

BID PROJECTS

PROJECT 1: ALL WORK NOT INCLUDED IN PROJECTS 2, 3 & 4 LISTED BELOW

PROJECT 2: MIDDLE SCHOOL I-LAB & UPGRADE TO 2ND FLOOR MECHANICAL ROOM INCLUDING 1ST FLOOR GUIDANCE CEILING WORK

PROJECT 3: NEW ELEVATOR & 3RD FLOOR LEARNING COMMONS

PROJECT 4: MIDDLE SCHOOL MASONRY RESTORATION AND ROOF REPLACEMENT

ALTERNATE 4A: MIDDLE SCHOOL MASONRY RESTORATION - TOWER VENEER REPLACEMENT & NEW WINDOWS

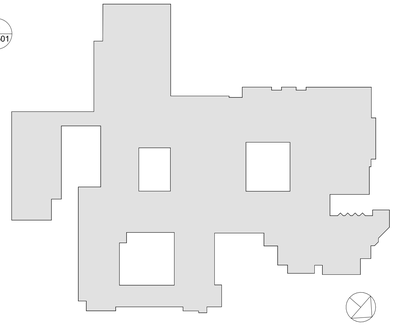

RYE HIGH SCHOOL & MIDDLE SCHOOL KEY PLAN

1" = 100'

Revision Schedule

No.	Description	Date
1	SED SUBMISSION	09/15/2020
3	ISSUED FOR BID	01/19/2021

Geddis Architects

Architecture. Planning. Interiors

71 Old Post Road
P.O. Box 1020
Southport, CT 06890
(203) 256-8700

Fielding International

Transforming Education by Design

259 Water Street Suite 1L
Warren , RI 02885 USA
+1 401-289-2789

BARILE GALLAGHER & ASSOCIATES

CONSULTING ENGINEERS

39 MARBLE AVENUE PLEASANTVILLE, NY 10570
914.328.6060 General@BGA-Eng.com www.BGA-Eng.com

Construction Manager
SAVIN ENGINEERS, P.C.
3 Campus Drive
Pleasantville, NY 10570
914-769-3200

Structural Engineer
ODEH ENGINEERS
1223 Mineral Spring Ave
North Providence, RI 02904
401-724-1771

Civil Engineer
WESTON & SAMPSON
1 Winners Circle, Suite 130
Albany, NY 12205
518-463-4400

Roof Consultant
WATSKY ASSOCIATES INC.
20 Madison Ave
Valhalla, NY 10595
914-948-3450

Acoustic Consultant
DP DESIGN
12 Cold Spring Street
Providence, RI
401-861-3218

AV Consultant
CAVANAUGH TOCCI
327 F Boston Post Road
Sudbury, MA 01776-3027
978-443-7871

SED #: 6618-0001-0005-032

PROJECT

Rye City School District

555 Theodore Fremd Ave, Rye, NY 10580

Rye High School & Middle School

1 Parsons Street, Rye, New York 10580

HIGH SCHOOL & MIDDLE SCHOOL FIRST FLOOR PLAN

PROJECTS 1, 2, 3, 4 & 4A

SEAL & SIGNATURE

DATE: 01/19/21
PROJECT No: 9200
DRAWING BY: Author
CHK BY: Checker
DWG No: A2-101

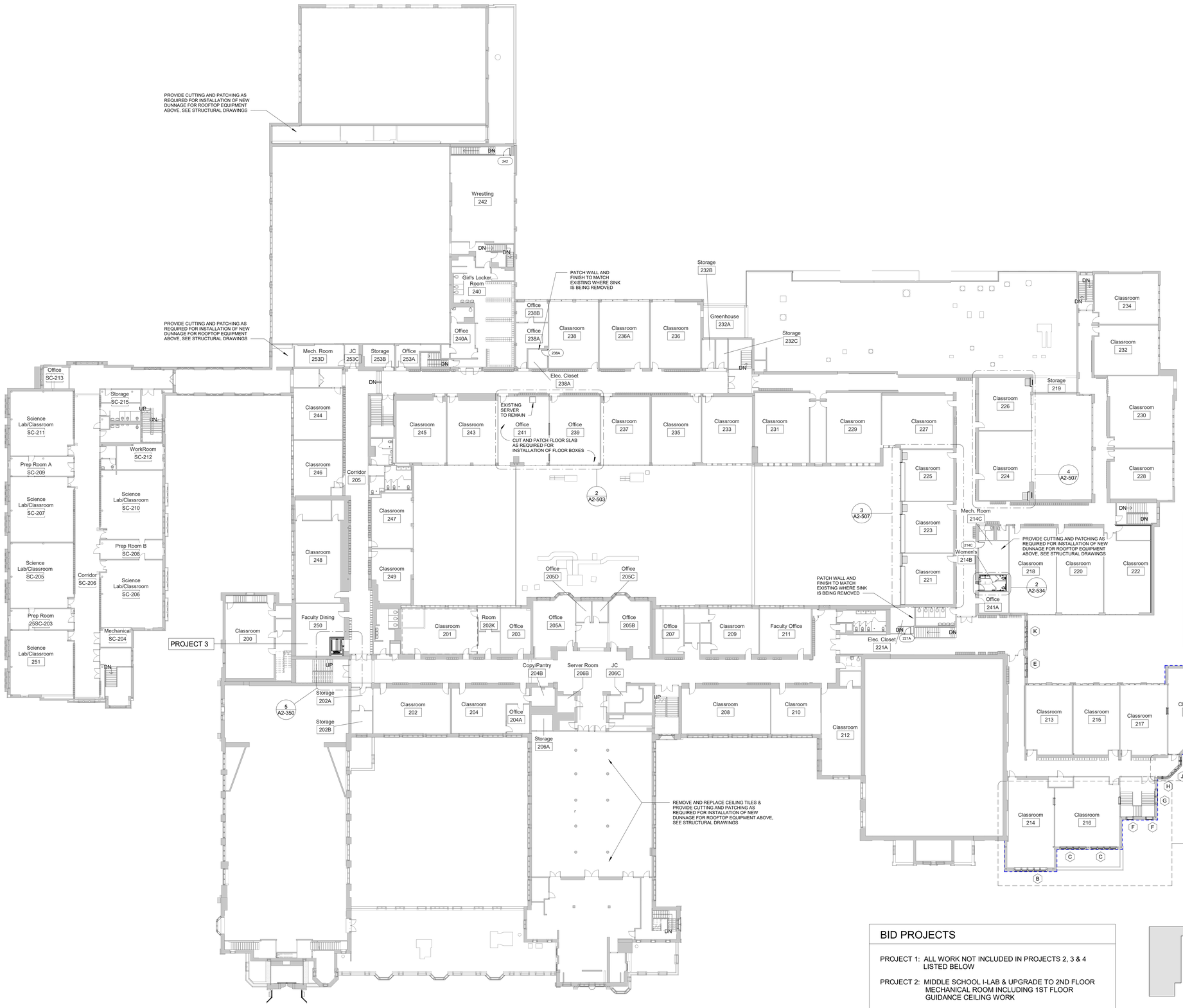

1 Second Floor Plan-Phase 2

SCALE: 1" = 20'-0"

LEGEND

- LOCATION FOR 2'-8" X 3'-0" OPENINGS IN EXISTING DENSGLASS SHEATHING ALONG SECOND FLOOR SLAB LEVEL TO DETERMINE EXTENT OF WATER DAMAGE TO THE EXISTING METAL STUDS, OPENINGS TO BE EVERY 10'-0" O.C. SEE DEMOLITION ELEVATIONS FOR LOCATIONS
- METAL FLASHING LOCATION
- EXISTING GRANITE VENEER, PRECAST CONCRETE/LIMESTONE TO REMAIN IN PLACE

BID PROJECTS

PROJECT 1: ALL WORK NOT INCLUDED IN PROJECTS 2, 3 & 4 LISTED BELOW

PROJECT 2: MIDDLE SCHOOL I-LAB & UPGRADE TO 2ND FLOOR MECHANICAL ROOM INCLUDING 1ST FLOOR GUIDANCE CEILING WORK

PROJECT 3: NEW ELEVATOR & 3RD FLOOR LEARNING COMMONS

PROJECT 4: MIDDLE SCHOOL MASONRY RESTORATION AND ROOF REPLACEMENT

ALTERNATE 4A: MIDDLE SCHOOL MASONRY RESTORATION - TOWER VENEER REPLACEMENT & NEW WINDOWS

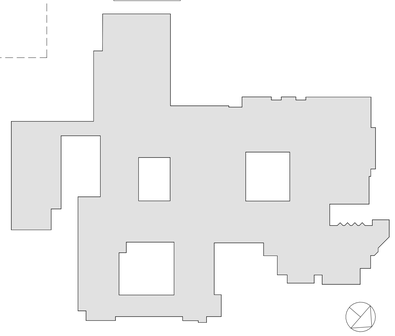

RYE HIGH SCHOOL & MIDDLE SCHOOL KEY PLAN

1" = 100'

Revision Schedule

No.	Description	Date
1	SED SUBMISSION	09/15/2020
3	ISSUED FOR BID	01/19/2021

Geddis Architects

Architecture. Planning. Interiors

71 Old Post Road
P.O. Box 1020
Southport, CT 06890
(203) 256-8700

Fielding International

Transforming Education by Design

259 Water Street Suite 1L
Warren , RI 02885 USA
+1 401-289-2789

BARILE GALLAGHER & ASSOCIATES

CONSULTING ENGINEERS

39 MARBLE AVENUE PLEASANTVILLE, NY 10570
914.328.6060 General@BGA-Eng.com www.BGA-Eng.com

Construction Manager
SAVIN ENGINEERS, P.C.
3 Campus Drive
Pleasantville, NY 10570
914-769-3200

Structural Engineer
ODEH ENGINEERS
1223 Mineral Spring Ave
North Providence, RI 02904
401-724-1771

Civil Engineer
WESTON & SAMPSON
1 Winners Circle, Suite 130
Albany, NY 12205
518-463-4400

Roof Consultant
WATSKY ASSOCIATES INC.
20 Madison Ave
Valhalla, NY 10595
914-948-3450

Acoustic Consultant
DP DESIGN
12 Cold Spring Street
Providence, RI
401-861-3218

AV Consultant
CAVANAUGH TOCCI
327 F Boston Post Road
Sudbury, MA 01776-3027
978-443-7871

SED #: 6618-0001-0005-032

PROJECT

Rye City School District

555 Theodore Fremd Ave, Rye, NY 10580

Rye High School & Middle School

1 Parsons Street, Rye, New York 10580

HIGH SCHOOL & MIDDLE SCHOOL SECOND FLOOR PLAN

PROJECT 1, 2, 3, 4 & 4A

SEAL & SIGNATURE

DATE: 01/19/21
PROJECT No: 9200
DRAWING BY: Author
CHK BY: Checker
DWG No:
A2-102

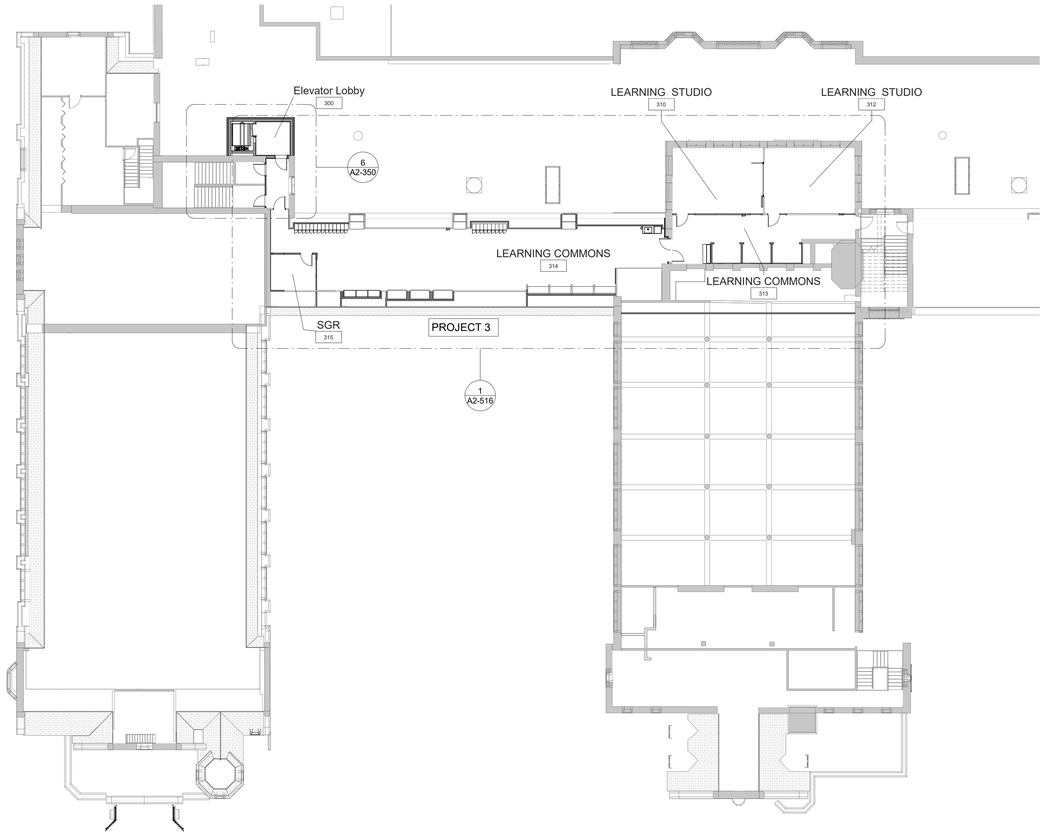

1 Third Floor - Phase 2

SCALE: 1/16" = 1'-0"

BID PROJECTS

PROJECT 1: ALL WORK NOT INCLUDED IN PROJECTS 2, 3 & 4 LISTED BELOW

PROJECT 2: MIDDLE SCHOOL I-LAB & UPGRADE TO 2ND FLOOR MECHANICAL ROOM INCLUDING 1ST FLOOR GUIDANCE CEILING WORK

PROJECT 3: NEW ELEVATOR & 3RD FLOOR LEARNING COMMONS

PROJECT 4: MIDDLE SCHOOL MASONRY RESTORATION AND ROOF REPLACEMENT

ALTERNATE 4A: MIDDLE SCHOOL MASONRY RESTORATION - TOWER VENEER REPLACEMENT & NEW WINDOWS

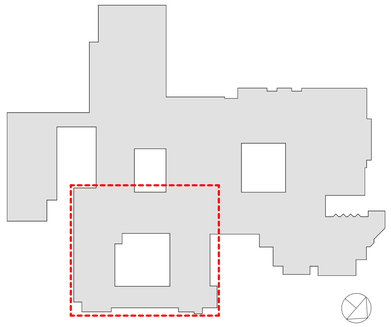

RYE HIGH SCHOOL & MIDDLE SCHOOL KEY PLAN

1" = 100'

Revision Schedule

No.	Description	Date
1	SED SUBMISSION	09/15/2020
3	ISSUED FOR BID	01/19/2021

Geddis Architects

Architecture. Planning. Interiors

71 Old Post Road
P.O. Box 1020
Southport, CT 06890
(203) 256-8700

Fielding International

Transforming Education by Design

259 Water Street Suite 1L
Warren , RI 02885 USA
+1 401-289-2789

BARILE GALLAGHER & ASSOCIATES

CONSULTING ENGINEERS
39 MARBLE AVE PLEASANTVILLE, NY 10570
914.328.6060 GENERAL@BGA-ENG.com www.BGA-ENG.com

Construction Manager
SAVIN ENGINEERS, P.C.
3 Campus Drive
Pleasantville, NY 10570
914-769-3200

Structural Engineer
ODEH ENGINEERS
1223 Mineral Spring Ave
North Providence, RI 02904
401-724-1771

Civil Engineer
WESTON & SAMPSON
1 Winners Circle, Suite 130
Albany, NY 12205
518-463-4400

Roof Consultant
WATSKY ASSOCIATES INC.
20 Madison Ave
Valhalla, NY 10595
914-948-3450

Acoustic Consultant
DP DESIGN
12 Cold Spring Street
Providence, RI
401-861-3218

AV Consultant
CAVANAUGH TOCCI
327 F Boston Post Road
Sudbury, MA 01776-3027
978-443-7871

SED #: 6618-0001-0005-032

PROJECT

Rye City School District

555 Theodore Fremd Ave, Rye, NY 10580

Rye High School & Middle School

1 Parsons Street, Rye, New York 10580

HIGH SCHOOL & MIDDLE SCHOOL THIRD FLOOR PLAN

PROJECTS 1 & 3

SEAL & SIGNATURE

DATE: 01/19/21
PROJECT No: 9200
DRAWING BY: Author
CHK BY: Checker
DWG No:
A2-103

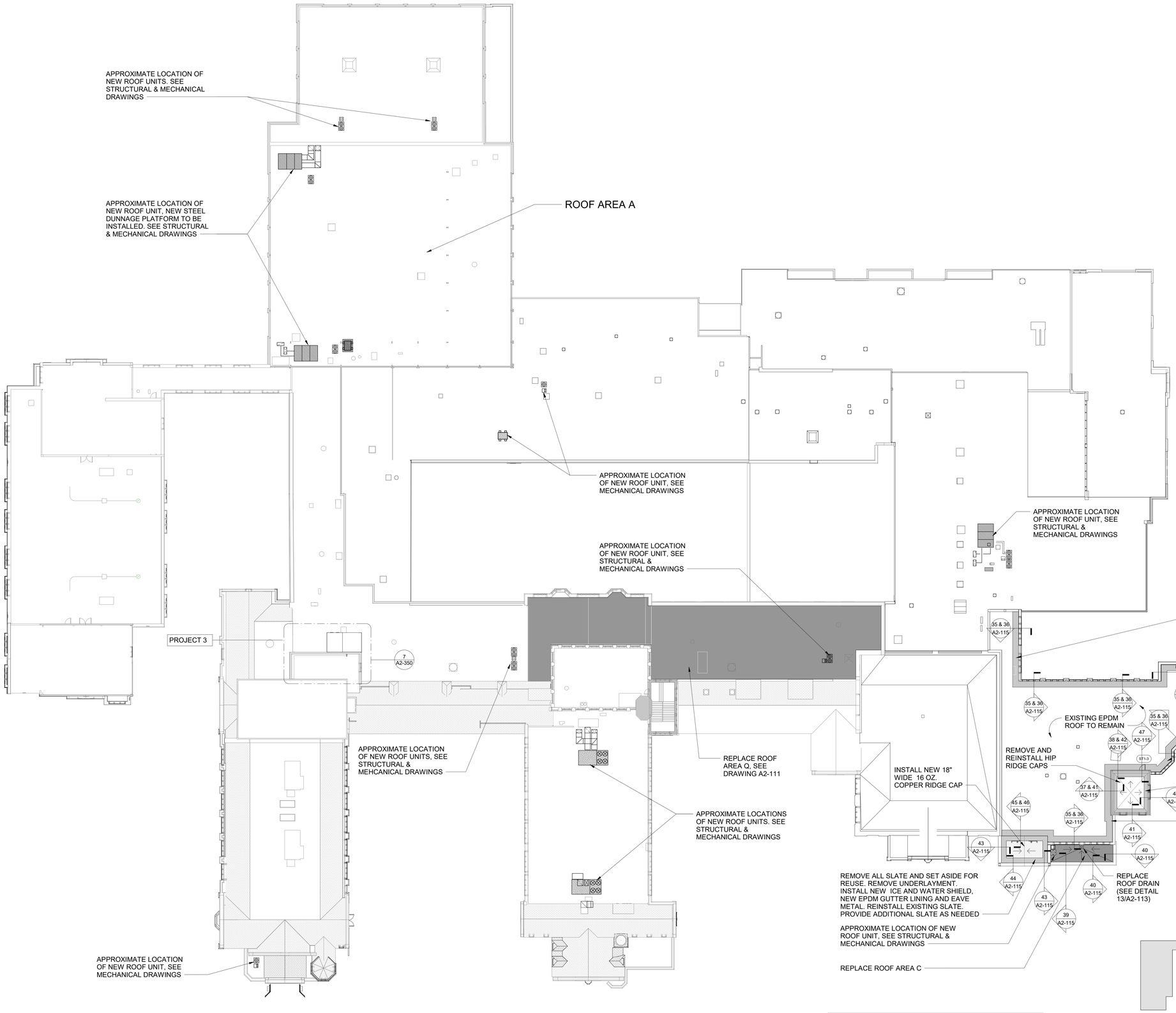

1 Roof Plan - Phase 2

SCALE: 1" = 20'-0"

LEGEND - ROOF SCOPE

ROOF REPLACEMENT AREA

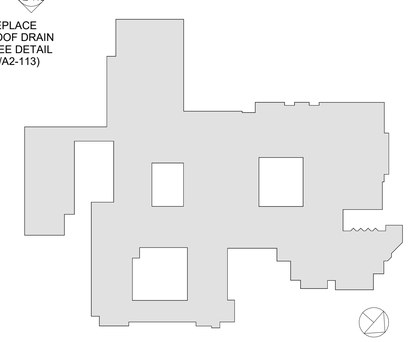

RYE HIGH SCHOOL & MIDDLE SCHOOL KEY PLAN

1" = 100'

Revision Schedule

No.	Description	Date
1	SED SUBMISSION	09/15/2020
3	ISSUED FOR BID	01/19/2021

Geddis Architects

Architecture. Planning. Interiors

71 Old Post Road
P.O. Box 1020
Southport, CT 06890
(203) 256-8700

Fielding International

Transforming Education by Design

259 Water Street Suite 1L
Warren , RI 02885 USA
+1 401-289-2789

BARILE GALLAGHER & ASSOCIATES

CONSULTING ENGINEERS
39 MARBLE AVE PLEASANTVILLE, NY 10570
914.328.6060 GENERAL@BGA-ENG.com www.BGA-ENG.com

Construction Manager
SAVIN ENGINEERS, P.C.
3 Campus Drive
Pleasantville, NY 10570
914-769-3200

Structural Engineer
ODEH ENGINEERS
1223 Mineral Spring Ave
North Providence, RI 02904
401-724-1771

Civil Engineer
WESTON & SAMPSON
1 Winners Circle, Suite 130
Albany, NY 12205
518-463-4400

Roof Consultant
WATSKY ASSOCIATES INC.
20 Madison Ave
Valhalla, NY 10595
914-948-3450

Acoustic Consultant
DP DESIGN
12 Cold Spring Street
Providence, RI
401-861-3218

AV Consultant
CAVANAUGH TOCCI
327 F Boston Post Road
Sudbury, MA 01776-3027
978-443-7871

SED #: 6618-0001-0005-032

PROJECT

Rye City School District

555 Theodore Fremd Ave, Rye, NY 10580

Rye High School & Middle School

1 Parsons Street, Rye, New York 10580

ROOF PLAN

PROJECTS 3 & 4

SEAL & SIGNATURE

DATE: 01/19/21
PROJECT No: 9200
DRAWING BY: Author
CHK BY: Checker
DWG No: A2-110

LEGEND

- A — ROOF AREA DESIGNATION
- ROOF DRAIN (SEE DETAIL 13/A2-113)
- EXHAUST FAN (SEE DETAIL 14/A2-113)
- LP — LOUVERED PENTHOUSE (SEE DETAIL 15/A2-113)
- V — VENT PIPE (SEE DETAIL 16/A2-113)
- T — VENTILATOR (SEE DETAIL 17/A2-113)
- A — ATTIC VENT (SEE DETAIL 17/A2-113)
- OS — OVERFLOW SCUPPER (SEE DETAIL 18/A2-113)
- LEADER HEAD & LEADER (SEE DETAIL 19/A2-113)
- ABANDONED SKYLIGHT (SEE DETAIL 20/A2-113)
- SD — SATELLITE DISH (SEE NOTE 4)
- PP — PORTAL PLUS CURB (SEE NOTE 8 & DET. 21/A2-113)
- NEW ROOF ACCESS LADDER (SEE DET. 22/A2-113)
- S — SCUPPER (SEE DET. 34/A2-114)
- NEW CU — NEW CONDENSING UNIT (SEE NOTE 9)
- ROOF SLOPE DESIGNATION
- TAPERED ISOCYANURATE INSULATION MINIMUM 5-1/2" THICK, SLOPE 1/4" /FT
- CRICKET- SLOPE 1/4" /FT
- WALKWAY PADS (SEE NOTE 10)

CODE COMPLIANCE REQUIREMENTS:

1. INSTALL NEW ROOFING TO MEET THE FOLLOWING MINIMUM REQUIREMENTS:
   A. NEW YORK STATE UNIFORM FIRE PREVENTION AND BUILDING CODE, WHICH INCLUDES BY REFERENCE THE NEW YORK STATE ENERGY CONSERVATION CODE.

   B. UNDERWRITERS LABORATORIES INC. CLASS A EXTERNAL FIRE RATING FOR ROOF ASSEMBLIES TESTED IN ACCORDANCE WITH ASTM E 108 OR UL 790.

   C. UNDERWRITERS LABORATORIES INC. STANDARD 1256 FOR ROOF ASSEMBLIES WITH FOAM INSULATION.

2. INSTALL ROOFING TO COMPLY WITH THE WIND UPLIFT REQUIREMENTS OF THE NY STATE UNIFORM FIRE PREVENTION AND BUILDING CODE, BASED ON THIS CRITERIA:
   RISK CATEGORY III
   BASIC WIND SPEED 130 MPH
   EXPOSURE CATEGORY B
   BUILDING HEIGHT 30 FT.

3. INSTALL ROOFING AS INDICATED TO RESIST THE FOLLOWING UPLIFT LOADS, CALCULATED IN ACCORDANCE WITH ASCE 7 USING A SAFETY FACTOR OF 2:
   FIELD ZONE: 60 PSF
   PERIMETER ZONE: 100 PSF
   CORNER ZONE: 150 PSF

4. FABRICATE AND INSTALL ROOF PERIMETER FLASHINGS THAT COMPLY WITH THE NY STATE UNIFORM FIRE PREVENTION AND BUILDING CODE AND WITH ANSI/SPRI ES-1 "WIND STANDARD FOR EDGE SYSTEMS USED WITH LOW SLOPE ROOFING SYSTEMS", ON A BUILDING USING THE CRITERIA DESCRIBED ABOVE.

5. FABRICATE AND INSTALL WOOD BLOCKING COMPONENTS TO RESIST A FORCE OF 275 POUNDS PER LINEAL FOOT APPLIED IN ANY DIRECTION.

DECK TYPE CHART & INSULATION REQUIREMENTS

ROOF AREA	DECK TYPE	STARTING THICKNESS OF NEW INSULATION	MINIMUM R-VALUE OF NEW INSULATION	AVERAGE THICKNESS OF NEW INSULATION	AVERAGE R-VALUE OF NEW INSULATION
E1	METAL	5.5"	30	6.5"	38
E2	METAL	5.5"	30	6.5"	38
Q	CONCRETE	5.5"	30	5.5"	32.2

NOTES:

1. INSTALL INSULATION WITH A MINIMUM R-VALUE OF 30 FOR CONTINUOUS INSULATION ENTIRELY ABOVE THE DECK, TO MEET THE NYS ENERGY CONSERVATION CONSTRUCTION CODE, INCLUDING THE INTERNATIONAL ENERGY CONSERVATION CODE AND THE NY STATE SUPPLEMENT, FOR A BUILDING IN CLIMATE ZONE 4
2. ON ROOF AREAS 'E1' AND 'E2' INSTALL TAPERED ISOCYANURATE INSULATION' SLOPING 1/4"/FT, MINIMUM THICKNESS 5-1/2".
3. ON ROOF AREA 'Q' INSTALL 3 INCH THICK LAYER OF FLAT ISOCYANURATE INSULATION OVER A 2-1/2 INCH THICK LAYER OF FLAT ISOCYANURATE INULATION.
4. INSTALL ISOCYANURATE INSULATION CRICKETS UNDER THE INSULATION.
5. INSTALL A 1/4" THICK GYPSUM COVER BOARD OVER THE INSULATION.

ROOF PROTECTION NOTES:

1. AVOID WALKING ON NEW AND EXISTING N.I.C. ROOF AREAS.

2. DO NOT STORE MATERIAL OR EQUIPMENT, AND DO NOT PILE DEBRIS ON NEW ROOF AREAS.

3. INSTALL 1 INCH THICK EXTRUDED POLYSTYRENE INSULATION OVER 6 MIL FIRE RETARDANT POLYETHYLENE, COVERED WITH 2x10 WOOD PLANKS TO PROTECT ROOFING WHERE CONSTRUCTION WORK AND TRAFFIC WILL OCCUR.

4. NEATLY CUT AND POSITION ROOF PROTECTION COMPONENTS TO FIT WITHIN 1/2 INCH OF ROOF PENETRATIONS, EAVES AND CHANGE IN ELEVATION WALLS.

5. DO NOT COVER THE ROOF DRAINS. MAINTAIN THE ROOF DRAIN STRAINERS VISIBLE AND CLEAR AT ALL TIMES.

GENERAL NOTES:

1. DIMENSIONS AND CONDITIONS ON THE ROOF PLAN AND DETAILS ARE APPROXIMATE AND SHALL BE CONFIRMED BY THE CONTRACTOR.

2. ONLY CERTAIN FASTENERS ARE SHOWN ON THE DRAWINGS, REFER TO THE SPECIFICATIONS FOR ADDITIONAL FASTENER REQUIREMENTS.

3. TEST EACH DRAIN LINE IN THE AREA BEING REPLACED WITH A RUNNING HOSE FOR AT LEAST ONE HOUR PRIOR TO STARTING ANY OTHER WORK ON SITE. PROVIDE A WRITTEN REPORT OF ANY CLOGGED LINES TO THE OWNER.
   A. CLOGGED DRAIN LINES REPORTED TO THE OWNER BEFORE WORK STARTS WILL BE CLEANED BY THE OWNER.
   B. COVER & PROTECT ALL DRAIN OPENINGS AT THE BEGINNING OF EACH WORK DAY. REMOVE THE COVERS AT THE END OF EACH DAY AND BEFORE PRECIPITATION OCCURS.
   C. PERFORM WHATEVER WORK IS REQUIRED SO ALL DRAIN LINES ARE CLEAN AND FREE FLOWING UPON COMPLETION OF THE PROJECT.

4. REMOVE AND RESET EXISTING ACTIVE SATELLITE ANTENNAS ON 2 X 2 FOOT X 2 INCH THICK CONCRETE PAVERS SET ON WALKWAY PADS. REMOVE ABANDONED SATELLITE ANTENNAS.

5. WIRE BRUSH, PRIME & PAINT ALL ROOF TOP EQUIPMENT HOUSINGS AND THE VENT PIPES IN AREA BEING REPLACED. DO NOT PAINT OVER EQUIPMENT NAME PLATES AND LABELS.

6. REPAIR EXHAUST EQUIPMENT HOUSINGS IN AREA BEING REPLACED SO THEY ARE WATERTIGHT; REPLACE ANY MISSING PIECES.

7. INSTALL NEW FLASHINGS AT ALL NEW EQUIPMENT CURBS AND PENETRATION ON EXISTING ROOFS, SEE ROOFING DETAILS AND MECHANICAL DRAWINGS.

8. INSTALL NEW PORTAL PLUS CURBS (SEE DET. 21/A2-113) AT ALL NEW EQUIPMENT PIPING AND CONDUIT PENETRATIONS, INCLUDING AT PENETRATION THROUGH EXISTING ROOFS.

9. INSTALL NEW CONDENSING UNITS ON 2 X 2 FOOT X 2 INCH THICK CONCRETE PAVERS SET ON WALKWAY PADS.

10. INSTALL NEW WALKWAY PADS WHERE SHOWN ON THE ROOF PLAN AND AROUND ALL NEW EQUIPMENT BEING INSTALLED ON THE EXISTING ROOFS.

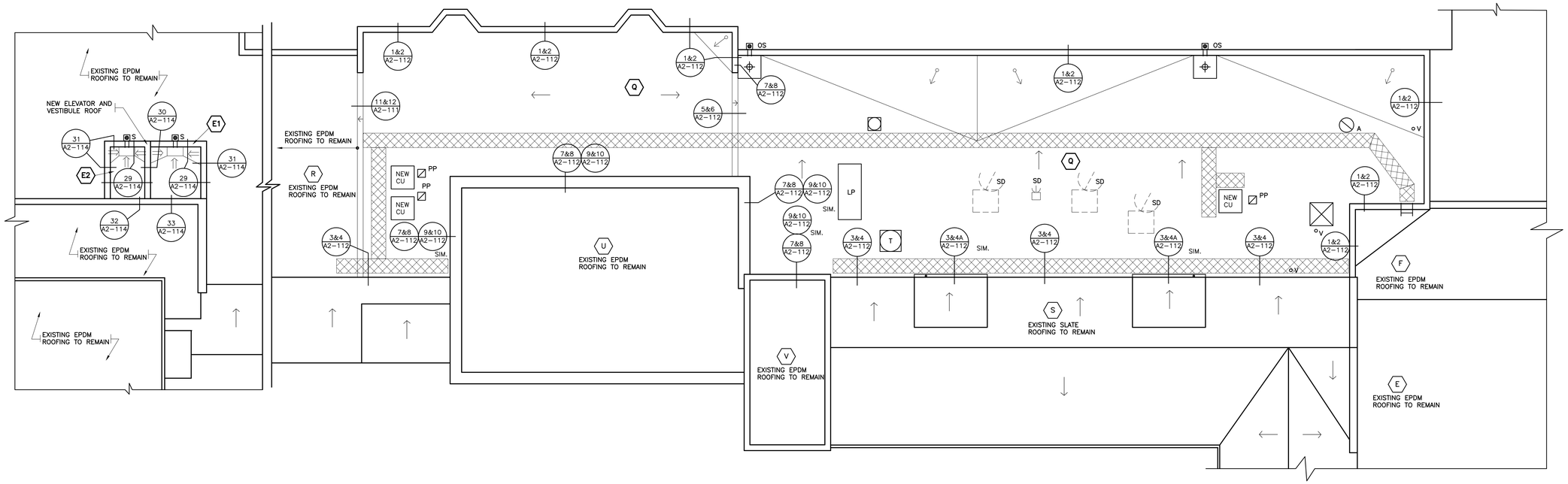

PARTIAL ROOF PLAN

0 2' 4' 8'

PROJECT NORTH

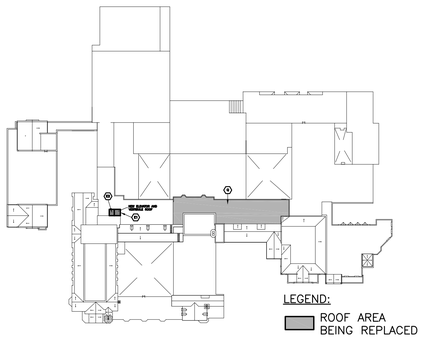

KEY PLAN

N.T.S.

PROJECT NORTH

Revision Schedule

No.	Description	Date
1	SED SUBMISSION	09/15/2020
3	ISSUED FOR BID	01/19/2021

Geddis Architects
Architecture. Planning. Interiors
71 Old Post Road
P.O. Box 1020
Southport, CT 06890
(203) 256-8700

Fielding International
Transforming Education by Design
259 Water Street Suite 1L
Warren , RI 02885 USA
+1 401-289-2789

BARILE GALLAGHER & ASSOCIATES
CONSULTING ENGINEERS
39 MARBLE AVENUE PLEASANTVILLE, NY 10570
914.328.6060 General@BGA-Eng.com www.BGA-Eng.com

Construction Manager
SAVIN ENGINEERS, P.C.
3 Campus Drive
Pleasantville, NY 10570
914-769-3200

Structural Engineer
ODEH ENGINEERS
1223 Mineral Spring Ave
North Providence, RI 02904
401-724-1771

Civil Engineer
WESTON & SAMPSON
1 Winners Circle, Suite 130
Albany, NY 12205
518-463-4400

Roof Consultant
WATSKY ASSOCIATES INC.
20 Madison Ave
Valhalla, NY 10595
914-948-3450

Acoustic Consultant
DP DESIGN
12 Cold Spring Street
Providence, RI
401-861-3218

AV Consultant
CAVANAUGH TOCCI
327 F Boston Post Road
Sudbury, MA 01776-3027
978-443-7871

SED #: 6618-0001-0005-032

PROJECT

Rye City School District

555 Theodore Fremd Ave, Rye, NY 10580

Rye High School & Middle School

1 Parsons Street, Rye, New York 10580

PARTIAL ROOF PLAN

PROJECT 4

SEAL & SIGNATURE

DATE: 01/19/21
PROJECT No: 9200
DRAWING BY: Author
CHK BY: Checker
DWG No: A2-111

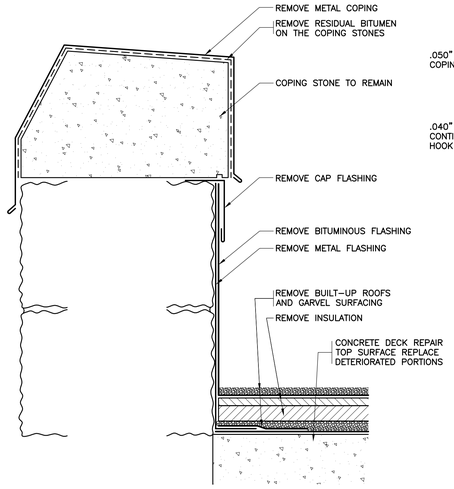

1 EXISTING PARAPET
SCALE: 3"=1'-0"

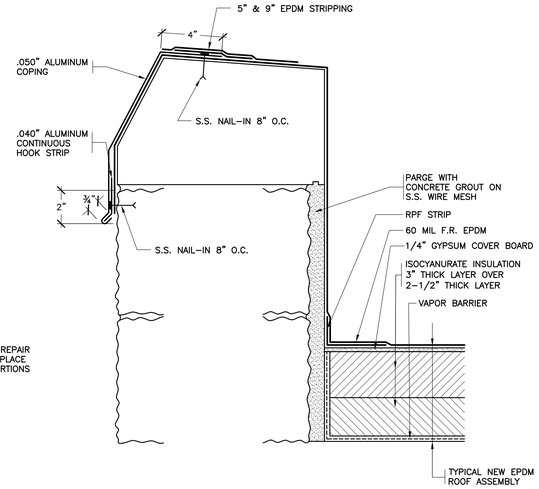

2 REVISED PARAPET
SCALE: 3"=1'-0"

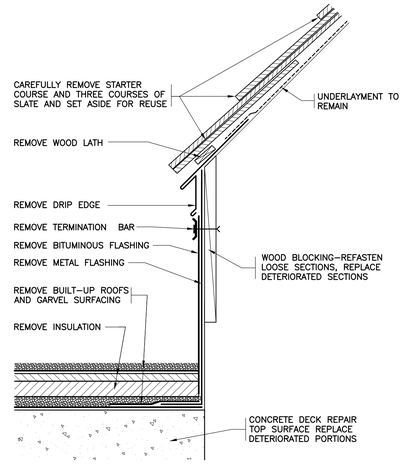

3 EXISTING BASE @ SLATE ROOF
SCALE: 3"=1'-0"

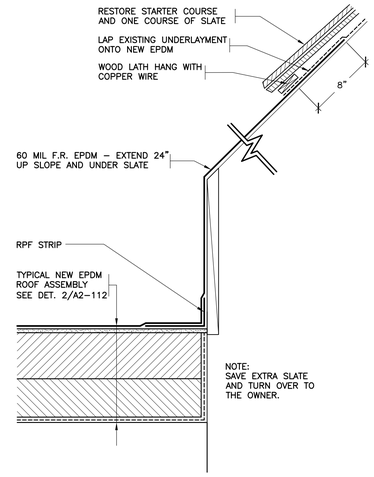

4 REVISED BASE @ SLATE ROOF
SCALE: 3"=1'-0"

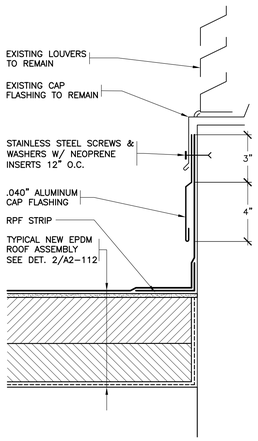

4A REVISED BASE @ DORMER LOUVERS
SCALE: 3"=1'-0"

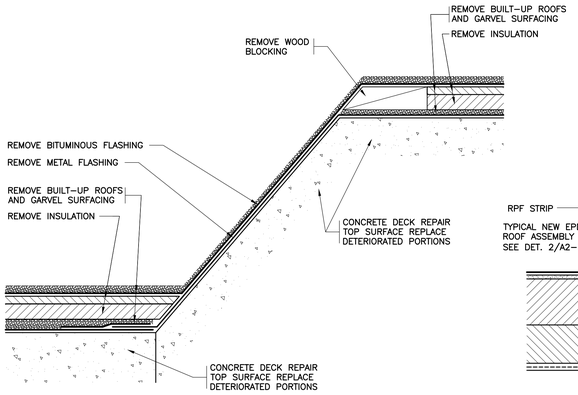

5 EXISTING TRANSITION
SCALE: 3"=1'-0"

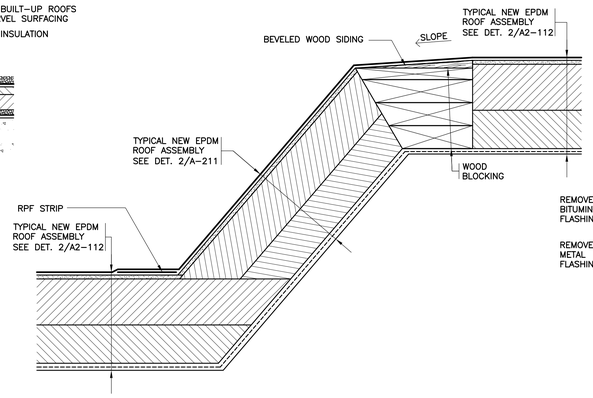

6 REVISED TRANSITION
SCALE: 3"=1'-0"

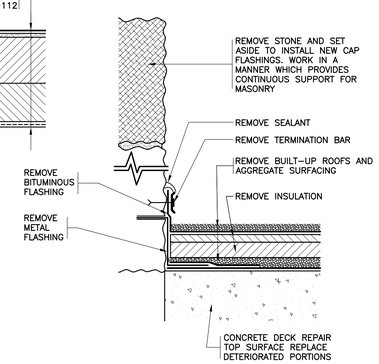

7 EXISTING BASE
SCALE: 3"=1'-0"

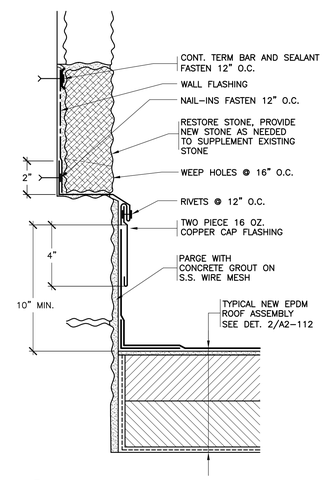

8 REVISED BASE
SCALE: 3"=1'-0"

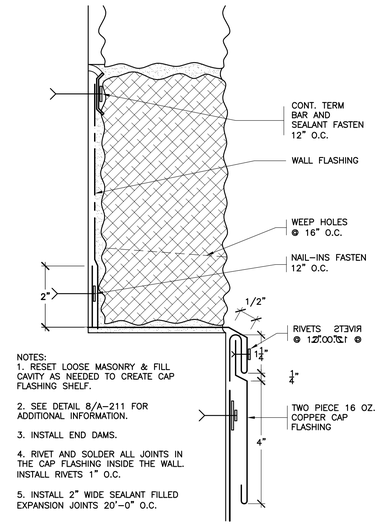

NOTES:
1. RESET LOOSE MASONRY & FILL CAVITY AS NEEDED TO CREATE CAP FLASHING SHELF.
2. SEE DETAIL 8/A-211 FOR ADDITIONAL INFORMATION.
3. INSTALL END DAMS.
4. RIVET AND SOLDER ALL JOINTS IN THE CAP FLASHING INSIDE THE WALL. INSTALL RIVETS 1" O.C.
5. INSTALL 2" WIDE SEALANT FILLED EXPANSION JOINTS 20'-0" O.C.

8A REVISED CAP FLASHING
SCALE: 6"=1'-0"

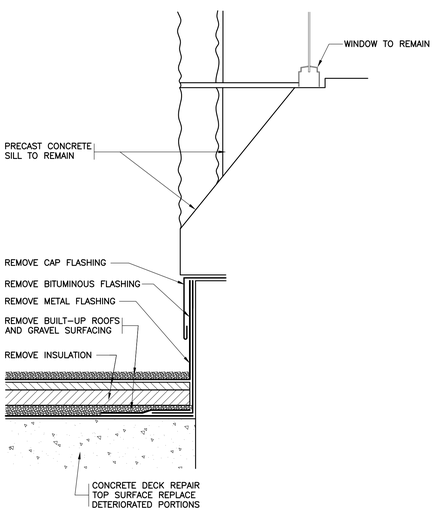

9 EXISTING BASE @ WINDOW
SCALE: 3"=1'-0"

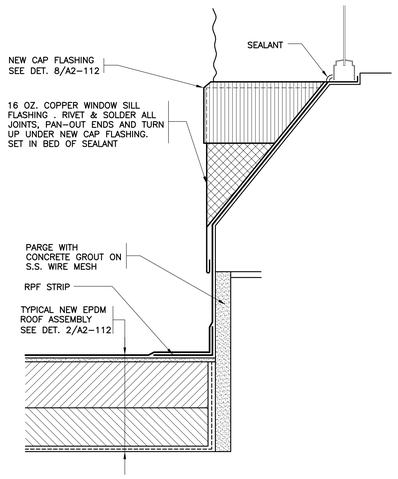

10 REVISED BASE @ WINDOW
SCALE: 3"=1'-0"

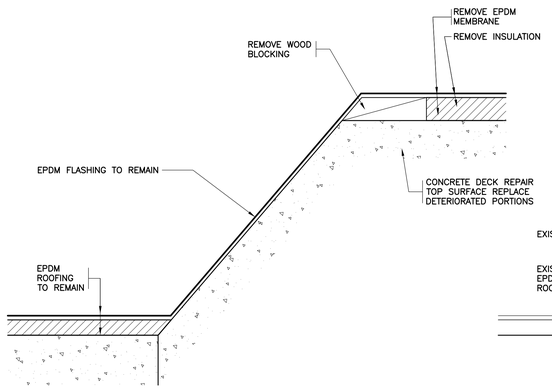

11 EXISTING TRANSITION AT EXISTING EPDM ROOF
SCALE: 3"=1'-0"

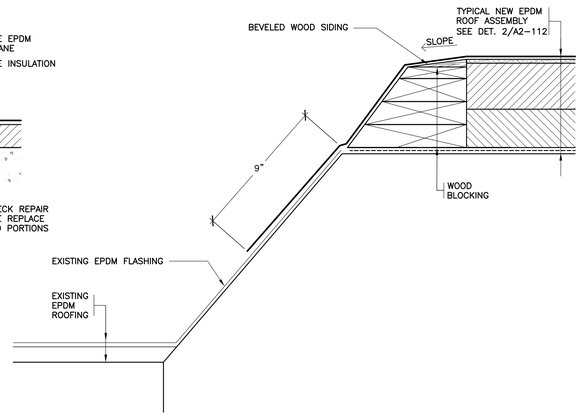

12 REVISED TRANSITION AT EXISTING EPDM ROOF
SCALE: 3"=1'-0"

Revision Schedule

No.	Description	Date
1	SED SUBMISSION	09/15/2020
3	ISSUED FOR BID	01/19/2021

Geddis Architects
Architecture. Planning. Interiors
71 Old Post Road
P.O. Box 1020
Southport, CT 06890
(203) 256-8700

Fielding International
Transforming Education by Design
259 Water Street Suite 1L
Warren , RI 02885 USA
+1 401-289-2789

BARILE GALLAGHER & ASSOCIATES
CONSULTING ENGINEERS
39 MARBLE AVENUE PLEASANTVILLE, NY 10570
914.328.6060 General@BGA-Eng.com www.BGA-Eng.com

Construction Manager
SAVIN ENGINEERS, P.C.
3 Campus Drive
Pleasantville, NY 10570
914-769-3200

Structural Engineer
ODEH ENGINEERS
1223 Mineral Spring Ave
North Providence, RI 02904
401-724-1771

Civil Engineer
WESTON & SAMPSON
1 Winners Circle, Suite 130
Albany, NY 12205
518-463-4400

Roof Consultant
WATSKY ASSOCIATES INC.
20 Madison Ave
Valhalla, NY 10595
914-948-3450

Acoustic Consultant
DP DESIGN
12 Cold Spring Street
Providence, RI
401-861-3218

AV Consultant
CAVANAUGH TOCCI
327 F Boston Post Road
Sudbury, MA 01776-3027
978-443-7871

SED #: 6618-0001-0005-032

PROJECT
Rye City School District
555 Theodore Fremd Ave, Rye, NY 10580

Rye High School & Middle School
1 Parsons Street, Rye, New York 10580

ROOF DETAILS

PROJECT 4

SEAL & SIGNATURE

DATE: 01/19/21
PROJECT No: 9200
DRAWING BY: Author
CHK BY: Checker
DWG No: A2-112

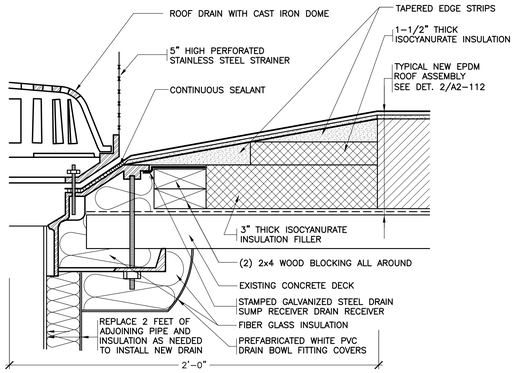

NOTES:
1. REMOVE EXISTING ROOF DRAINS AND RELATED FLASHINGS.

2. INSTALL TAPERED EDGE STRIPS & INSULATION FILLERS TO CREATE A MINIMUM 4 FT. x 4 FT. SQUARE SUMP AT EACH DRAIN.

13 REVISED ROOF DRAIN
SCALE: 3"=1'-0"

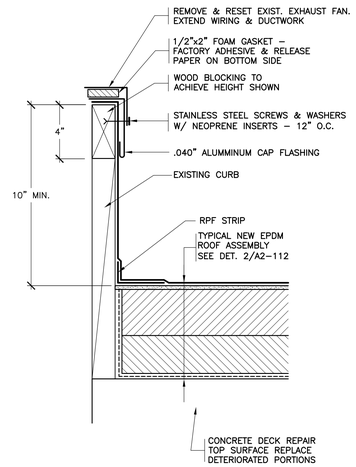

14 REVISED EXHAUST FAN
SCALE: 3"=1'-0"

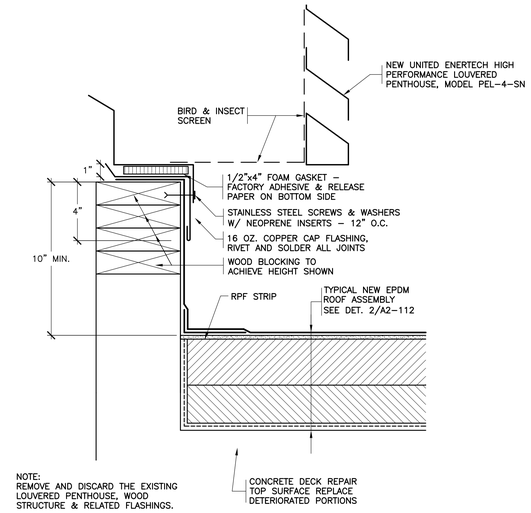

NOTE:
REMOVE AND DISCARD THE EXISTING LOUVERED PENTHOUSE, WOOD STRUCTURE & RELATED FLASHINGS.

15 REVISED LOUVERED PENTHOUSE
SCALE: 3"=1'-0"

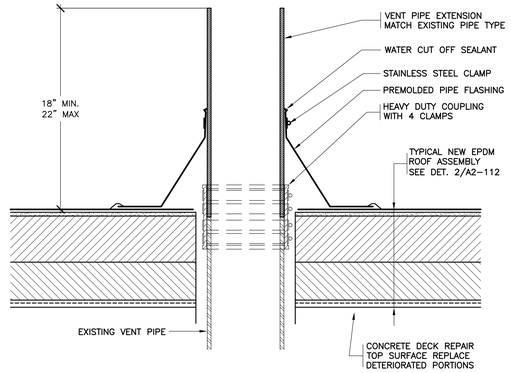

NOTES:
1. REMOVE ALL EXISTING FLASHINGS.

2. REMOVE KENNEDY COUPLINGS AND EXTEND VENT PIPES TO MEET MIN. HEIGHT REQUIREMENT.

3. INSTALL PREMOLDED PIPE FLASHINGS WHENEVER POSSIBLE. WHEN PREMOLDED PIPE FLASHINGS CANNOT BE INSTALLED USE FIELD WRAPPED FLASHINGS.

16 REVISED VENT PIPE
SCALE: 3"=1'-0"

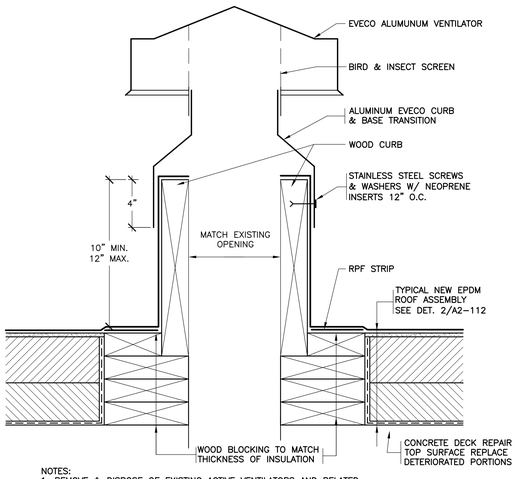

NOTES:
1. REMOVE & DISPOSE OF EXISTING ACTIVE VENTILATORS AND RELATED FLASHINGS, AND INSTALL NEW EVECO VENTILATOR.

2. REMOVE ABANDONED VENTILATORS AND RELATED FLASHINGS, AND INFILL THE DECK OPENING IN ACCORDANCE WITH DET. 20/HS-5.

17 NEW EVECO VENTILATORS
SCALE: 3"=1'-0"

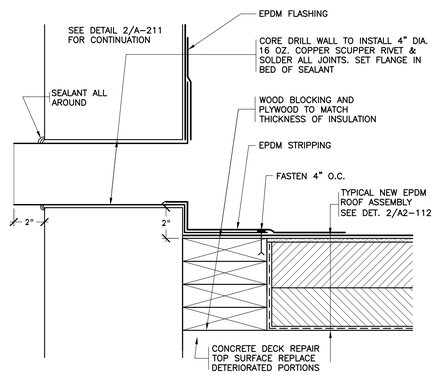

NOTE:
REUSE EXISTING OVERFLOW SCUPPER OPENINGS IF POSSIBLE. IF NEW OPENINGS ARE REQUIRED REFILL THE OLD SCUPPER OPENING WITH MATCHING MASONRY WHICH INCLUDES THE REMOVAL AND REPLACEMENT OF ANY CUT OR DRILLED BRICKS ON THE EXTERIOR OF THE PARAPET.

18 NEW OVERFLOW SCUPPER
SCALE: 3"=1'-0"

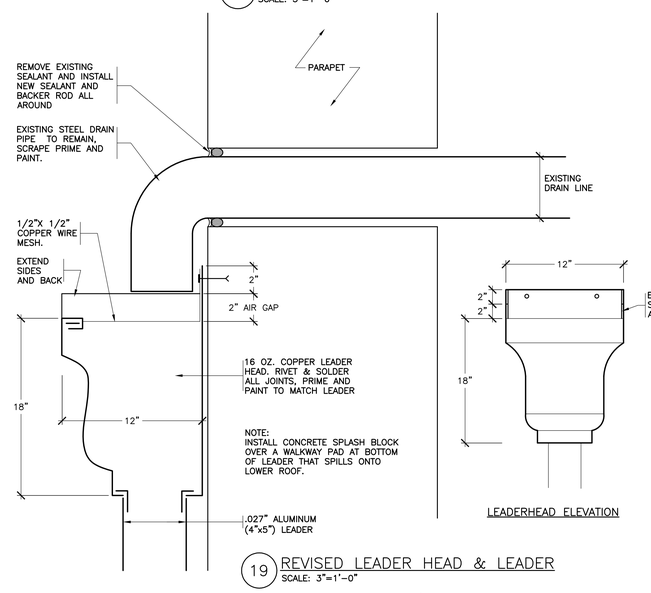

19 REVISED LEADER HEAD & LEADER
SCALE: 3"=1'-0"

LEADERHEAD ELEVATION

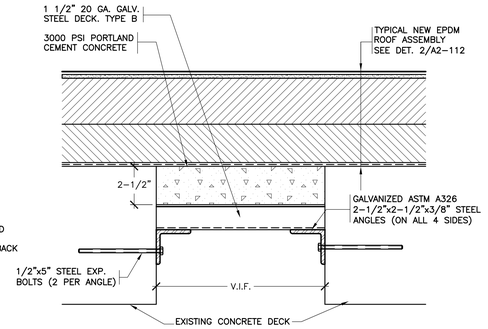

NOTES:
1. REMOVE EXISTING ABANDONED EQUIPMENT, SKYLIGHT, CONCRETE CURB, AND RELATED FLASHINGS.

2. FASTEN DECK TO STEEL ANGLES WITH SELF DRILLING SCREWS – 12" O.C.

20 CONCRETE DECK INFILL
SCALE: 3"=1'-0"

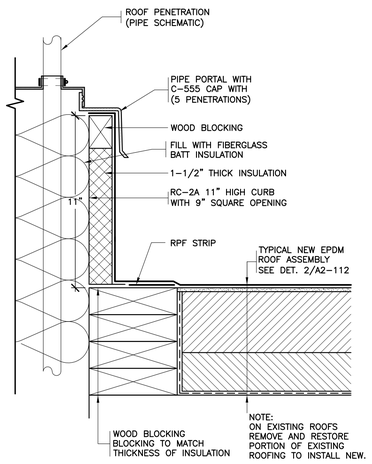

21 NEW PIPE PORTAL CURB
SCALE: 3"=1'-0"

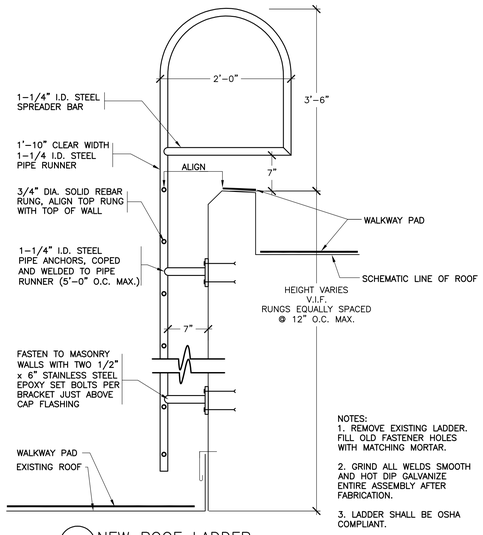

NOTES:
1. REMOVE EXISTING LADDER. FILL OLD FASTENER HOLES WITH MATCHING MORTAR.

2. GRIND ALL WELDS SMOOTH AND HOT DIP GALVANIZE ENTIRE ASSEMBLY AFTER FABRICATION.

3. LADDER SHALL BE OSHA COMPLIANT.

22 NEW ROOF LADDER
NOT TO SCALE

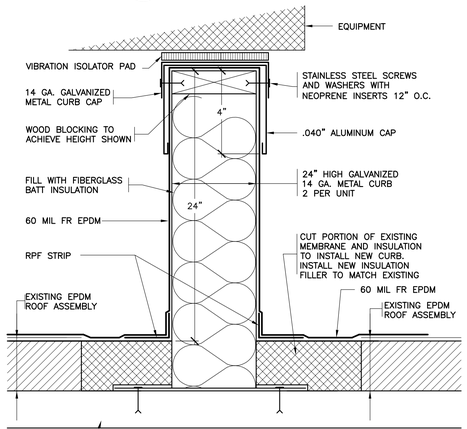

NOTE:
ALL WORK ON THE EXISTING ROOF MUST BE PERFORMED BY AN AUTHORIZED EXISTING ROOF MANUFACTURER APPLICATOR USING AUTHORIZED ROOF PRODUCTS TO MAINTAIN THE EXISTING WARRANTY.

23 NEW EQUIPMENT SUPPORT RAIL ON EXISTING ROOF
SCALE: 3"=1'-0"

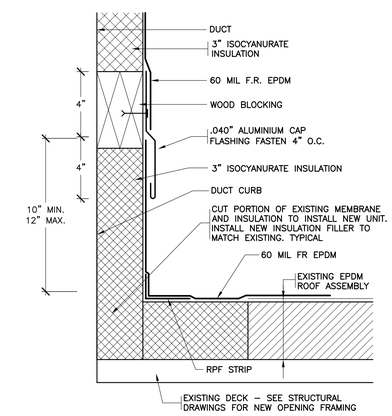

NOTES:
1. ALL WORK ON THE EXISTING ROOF MUST BE PERFORMED BY AN AUTHORIZED EXISTING ROOF MANUFACTURER APPLICATOR USING AUTHORIZED ROOF PRODUCTS TO MAINTAIN THE EXISTING WARRANTY.

2. INSTALL NEW 3" THICK ISOCYANURATE INSULATION ON THE SIDES AND BOTTOM OF THE DUCTS, AND TAPERED INSULATION SLOPING 1/8" PER FOOT, MINIMUM 3" THICK ON TOP OF THE DUCTS. SET THE INSULATION IN FOAM INSULATION ADHESIVE. COVER THE INSULATION WITH FULLY ADHERED EPDM.

3. INSTALL DUCTS A MINIMUM OF 2'-0" ABOVE THE EXISTING ROOF MEMBRANE.

24 NEW DUCT CURB ON EXISTING ROOF
SCALE: N.T.S.

Revision Schedule

No.	Description	Date
1	SED SUBMISSION	09/15/2020
3	ISSUED FOR BID	01/19/2021

Geddis Architects
Architecture. Planning. Interiors
71 Old Post Road
P.O. Box 1020
Southport, CT 06890
(203) 256-8700

Fielding International
Transforming Education by Design
259 Water Street Suite 1L
Warren , RI 02885 USA
+1 401-289-2789

BARILE GALLAGHER & ASSOCIATES
CONSULTING ENGINEERS
39 MARBLE AVENUE PLEASANTVILLE, NY 10570
914.328.6060 General@BGA-Eng.com www.BGA-Eng.com

Construction Manager
SAVIN ENGINEERS, P.C.
3 Campus Drive
Pleasantville, NY 10570
914-769-3200

Structural Engineer
ODEH ENGINEERS
1223 Mineral Spring Ave
North Providence, RI 02904
401-724-1771

Civil Engineer
WESTON & SAMPSON
1 Winners Circle, Suite 130
Albany, NY 12205
518-463-4400

Roof Consultant
WATSKY ASSOCIATES INC.
20 Madison Ave
Valhalla, NY 10595
914-948-3450

Acoustic Consultant
DP DESIGN
12 Cold Spring Street
Providence, RI
401-861-3218

AV Consultant
CAVANAUGH TOCCI
327 F Boston Post Road
Sudbury, MA 01776-3027
978-443-7871

SED #: 6618-0001-0005-032

PROJECT
Rye City School District
555 Theodore Fremd Ave, Rye, NY 10580

Rye High School & Middle School
1 Parsons Street, Rye, New York 10580

ROOF DETAILS

PROJECT 4

SEAL & SIGNATURE

DATE: 01/19/21
PROJECT No: 9200
DRAWING BY: Author
CHK BY: Checker
DWG No:
A2-113

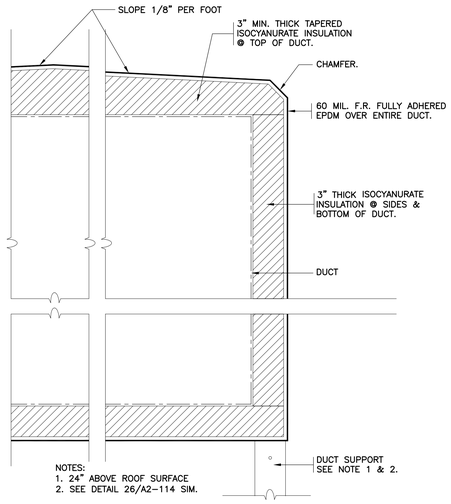

NOTES:
1. 24" ABOVE ROOF SURFACE
2. SEE DETAIL 26/A2-114 SIM.

25 NEW DUCT WATERPROOFING
NOT TO SCALE

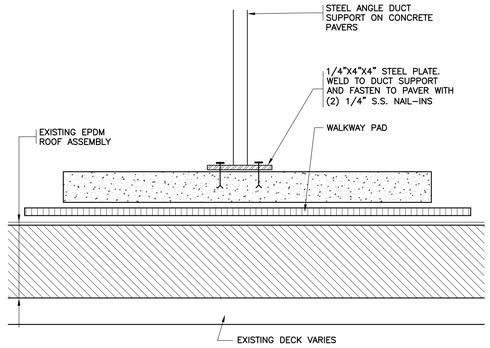

26 NEW DUCT SUPPORT ON EXISTING ROOF
SCALE: 3"=1'-0"

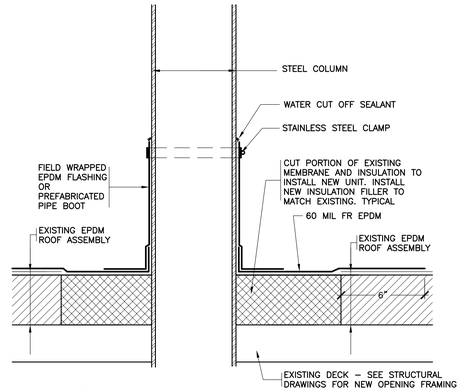

NOTE:
ALL WORK ON THE EXISTING ROOF MUST BE PERFORMED BY AN AUTHORIZED EXISTING ROOF MANUFACTURER APPLICATOR USING AUTHORIZED ROOF PRODUCTS TO MAINTAIN THE EXISTING WARRANTY.

27 NEW EQUIPMENT STEEL DUNNAGE COLUMN
SCALE: 3"=1'-0"

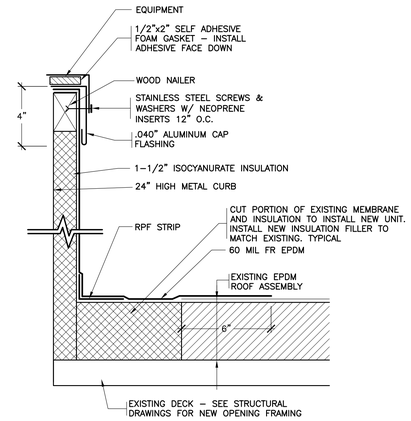

NOTE:
ALL WORK ON THE EXISTING ROOF MUST BE PERFORMED BY AN AUTHORIZED EXISTING ROOF MANUFACTURER APPLICATOR USING AUTHORIZED ROOF PRODUCTS TO MAINTAIN THE EXISTING WARRANTY.

28 NEW EQUIPMENT CURB ON EXISTING ROOF
SCALE: 3"=1'-0"

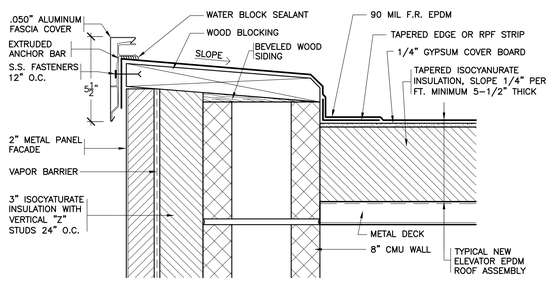

29 NEW ELEVATOR EAVE
NOT TO SCALE

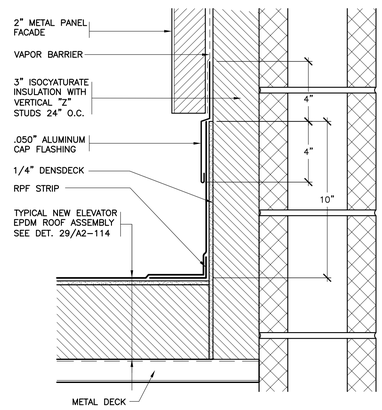

30 BASE AT NEW ELEVATOR
NOT TO SCALE

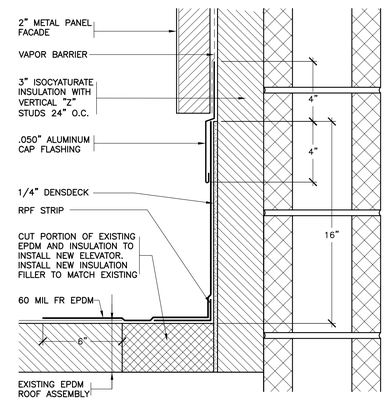

31 NEW ELEVATOR BASE AT EXISTING ROOF
NOT TO SCALE

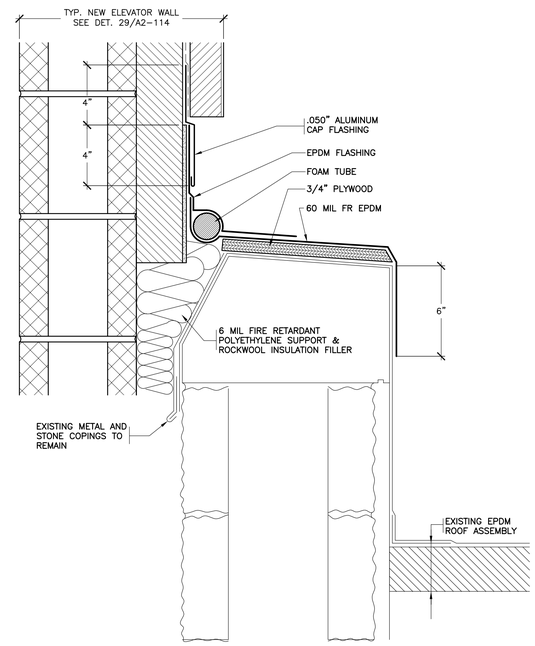

32 NEW ELEVATOR EXPANSION JOINT AT EXISTING ROOF
NOT TO SCALE

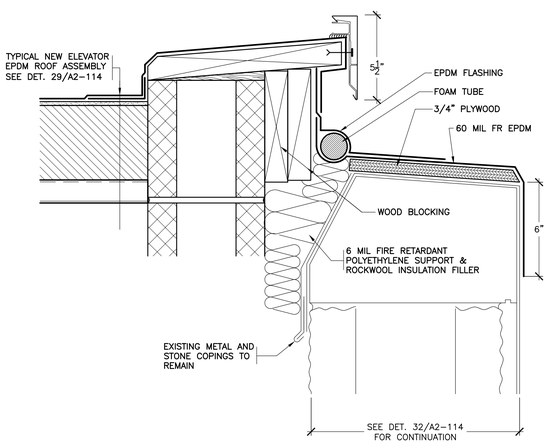

33 NEW ELEVATOR EXPANSION JOINT AT EXISTING ROOF
NOT TO SCALE

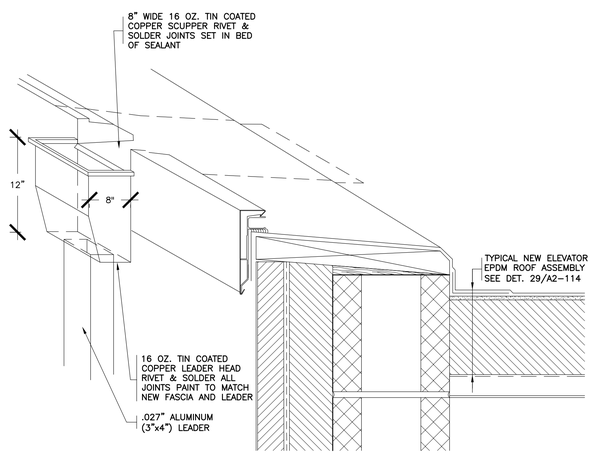

34 NEW ELEVATOR SCUPPER
NOT TO SCALE

Revision Schedule

No.	Description	Date
1	SED SUBMISSION	09/15/2020
3	ISSUED FOR BID	01/19/2021

Geddis Architects
Architecture. Planning. Interiors
71 Old Post Road
P.O. Box 1020
Southport, CT 06890
(203) 256-8700

Fielding International
Transforming Education by Design
259 Water Street Suite 1L
Warren , RI 02885 USA
+1 401-289-2789

BARILE GALLAGHER & ASSOCIATES
CONSULTING ENGINEERS
39 MARBLE AVENUE PLEASANTVILLE, NY 10570
914.328.6060 General@BGA-Eng.com www.BGA-Eng.com

Construction Manager
SAVIN ENGINEERS, P.C.
3 Campus Drive
Pleasantville, NY 10570
914-769-3200

Structural Engineer
ODEH ENGINEERS
1223 Mineral Spring Ave
North Providence, RI 02904
401-724-1771

Civil Engineer
WESTON & SAMPSON
1 Winners Circle, Suite 130
Albany, NY 12205
518-463-4400

Roof Consultant
WATSKY ASSOCIATES INC.
20 Madison Ave
Valhalla, NY 10595
914-948-3450

Acoustic Consultant
DP DESIGN
12 Cold Spring Street
Providence, RI
401-861-3218

AV Consultant
CAVANAUGH TOCCI
327 F Boston Post Road
Sudbury, MA 01776-3027
978-443-7871

SED #: 6618-0001-0005-032

PROJECT
Rye City School District
555 Theodore Fremd Ave, Rye, NY 10580

Rye High School & Middle School
1 Parsons Street, Rye, New York 10580

ROOF DETAILS

PROJECT 4

SEAL & SIGNATURE

DATE: 01/19/21
PROJECT No: 9200
DRAWING BY: Author
CHK BY: Checker
DWG No:
A2-114

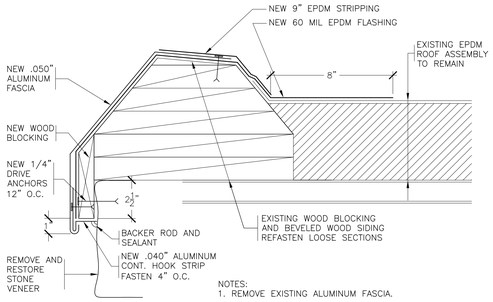

NOTES:
1. REMOVE EXISTING ALUMINUM FASCIA.

2. ALL WORK ON THE EXISTING ROOF MUST BE PERFORMED BY AN AUTHORIZED FIRESTONE BUILDING PRODUCTS APPLICATOR USING FIRESTONE PRODUCTS TO MAINTAIN THE EXISTING WARRANTY.

35 REVISED EAVE
NOT TO SCALE

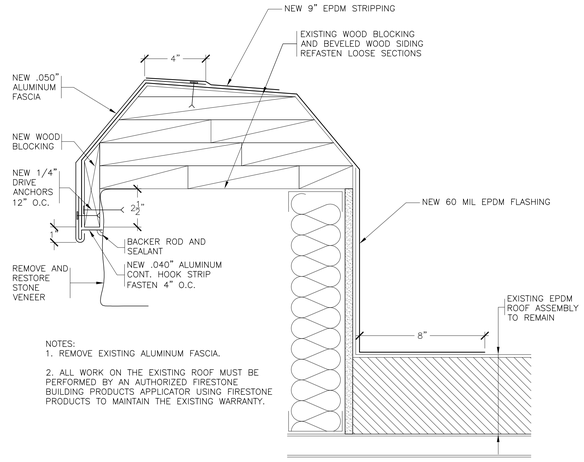

NOTES:
1. REMOVE EXISTING ALUMINUM FASCIA.

2. ALL WORK ON THE EXISTING ROOF MUST BE PERFORMED BY AN AUTHORIZED FIRESTONE BUILDING PRODUCTS APPLICATOR USING FIRESTONE PRODUCTS TO MAINTAIN THE EXISTING WARRANTY.

36 REVISED PARAPET
NOT TO SCALE

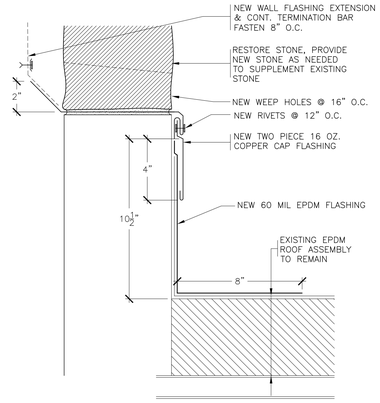

NOTES:
1. REMOVE EXISTING CAP FLASHING.

2. ALL WORK ON THE EXISTING ROOF MUST BE PERFORMED BY AN AUTHORIZED FIRESTONE BUILDING PRODUCTS APPLICATOR USING FIRESTONE PRODUCTS TO MAINTAIN THE EXISTING WARRANTY.

3. SEE DET. 8A/A2-112 FOR ADDITIONAL INFORMATION.

37 REVISED BASE AT STAIR TOWER STONE WALL
SCALE: 3"=1'-0"

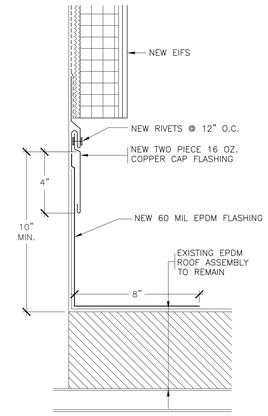

NOTES:
1. REMOVE EXISTING CAP FLASHING.

2. ALL WORK ON THE EXISTING ROOF MUST BE PERFORMED BY AN AUTHORIZED FIRESTONE BUILDING PRODUCTS APPLICATOR USING FIRESTONE PRODUCTS TO MAINTAIN THE EXISTING WARRANTY.

3. SEE DET. 8A/A2-112 FOR ADDITIONAL INFORMATION.

38 REVISED BASE AT STAIR TOWER STUCCO WALL
SCALE: 3"=1'-0"

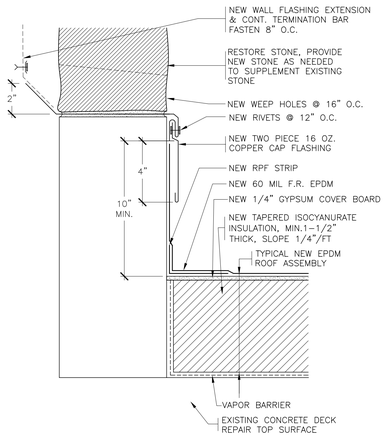

NOTES:
1. REMOVE EXISTING ROOFING AND CAP FLASHING.

2. SEE DET. 8A/A2-112 FOR ADDITIONAL INFORMATION.

39 REVISED BASE AT ENTRANCE ROOF
SCALE: 3"=1'-0"

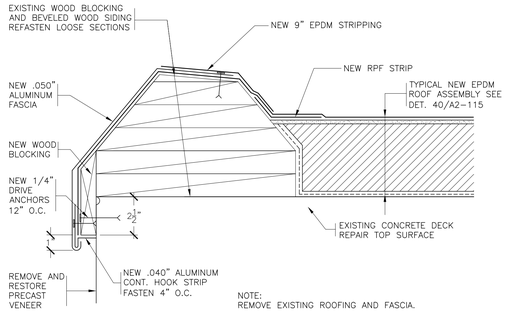

NOTE:
REMOVE EXISTING ROOFING AND FASCIA.

40 REVISED ENTRANCE ROOF EAVE
NOT TO SCALE

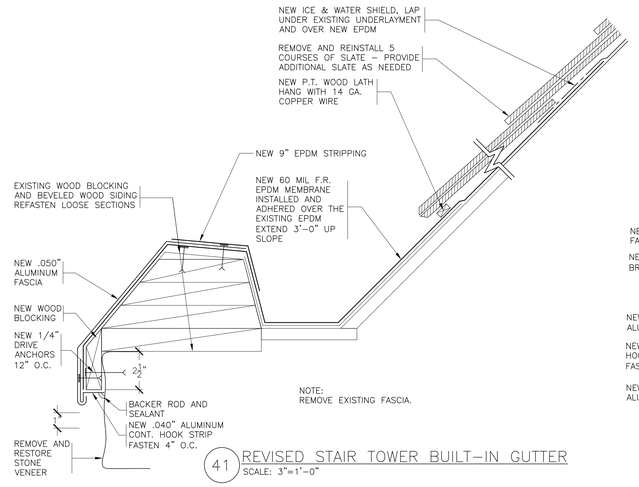

NOTE:
REMOVE EXISTING FASCIA.

41 REVISED STAIR TOWER BUILT-IN GUTTER
SCALE: 3"=1'-0"

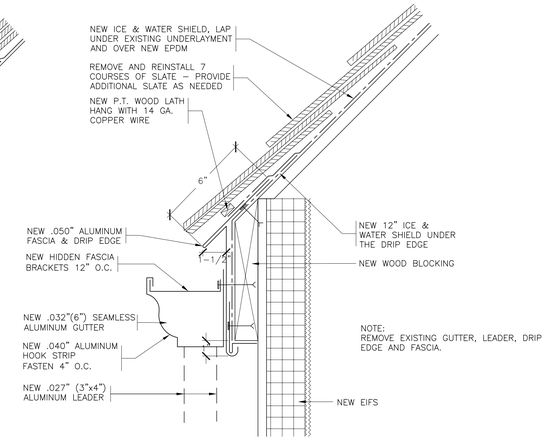

NOTE:
REMOVE EXISTING GUTTER, LEADER, DRIP EDGE AND FASCIA.

42 REVISED STAIR TOWER GUTTER
SCALE: 3"=1'-0"

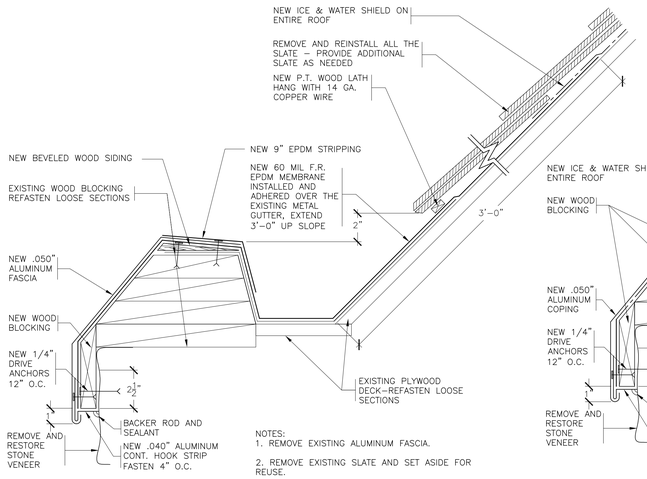

NOTES:
1. REMOVE EXISTING ALUMINUM FASCIA.

2. REMOVE EXISTING SLATE AND SET ASIDE FOR REUSE.

3. REMOVE EXISTING UNDERLAYMENTS.

43 REVISED STAIR TOWER BUILT-IN GUTTER
SCALE: 3"=1'-0"

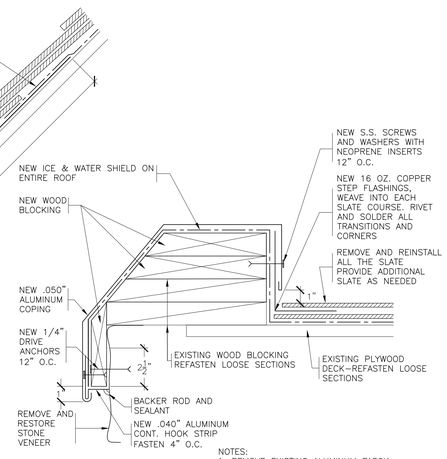

NOTES:
1. REMOVE EXISTING ALUMINUM FASCIA.

2. REMOVE EXISTING SLATE AND SET ASIDE FOR REUSE.

3. REMOVE EXISTING UNDERLAYMENTS.

44 REVISED RAKE
SCALE: 3"=1'-0"

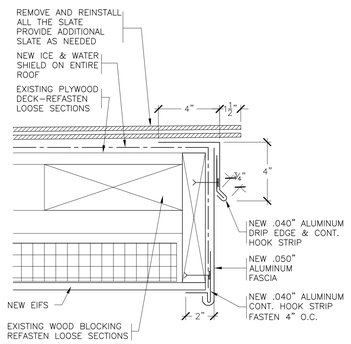

NOTES:
1. REMOVE EXISTING ALUMINUM FASCIA.

2. REMOVE EXISTING SLATE AND SET ASIDE FOR REUSE.

3. REMOVE EXISTING UNDERLAYMENTS.

45 REVISED RAKE
SCALE: 3"=1'-0"

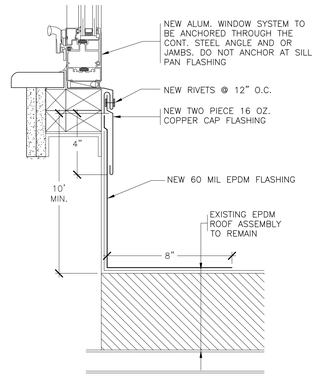

NOTES:
1. REMOVE EXISTING WINDOWS AND CAP FLASHINGS.

2. ALL WORK ON THE EXISTING ROOF MUST BE PERFORMED BY AN AUTHORIZED FIRESTONE BUILDING PRODUCTS APPLICATOR USING FIRESTONE PRODUCTS TO MAINTAIN THE EXISTING WARRANTY.

3. SEE DET. 8A/A2-112 FOR ADDITIONAL INFORMATION.

46 REVISED BASE AT WINDOW
SCALE: 3"=1'-0"

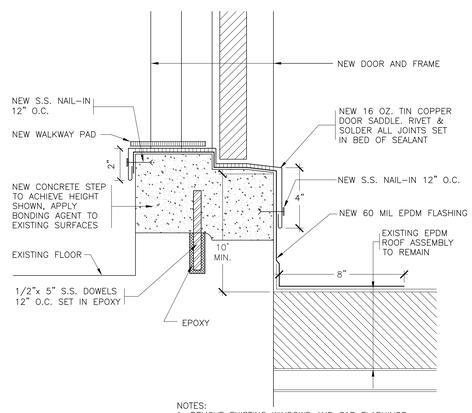

NOTES:
1. REMOVE EXISTING WINDOWS AND CAP FLASHINGS.

2. ALL WORK ON THE EXISTING ROOF MUST BE PERFORMED BY AN AUTHORIZED FIRESTONE BUILDING PRODUCTS APPLICATOR USING FIRESTONE PRODUCTS TO MAINTAIN THE EXISTING WARRANTY.

3. SEE DET. 8A/A2-112 FOR ADDITIONAL INFORMATION.

47 REVISED DOOR FLASHING
SCALE: 3"=1'-0"

Revision Schedule

No.	Description	Date
3	ISSUED FOR BID	01/19/2021

Geddis Architects
Architecture. Planning. Interiors
71 Old Post Road
P.O. Box 1020
Southport, CT 06890
(203) 256-8700

Fielding International
Transforming Education by Design
259 Water Street Suite 1L
Warren , RI 02885 USA
+1 401-289-2789

BARILE GALLAGHER & ASSOCIATES
CONSULTING ENGINEERS
39 MARBLE AVENUE PLEASANTVILLE, NY 10570
914.328.6060 General@BGA-Eng.com www.BGA-Eng.com

Construction Manager
SAVIN ENGINEERS, P.C.
3 Campus Drive
Pleasantville, NY 10570
914-769-3200

Structural Engineer
ODEH ENGINEERS
1223 Mineral Spring Ave
North Providence, RI 02904
401-724-1771

Civil Engineer
WESTON & SAMPSON
1 Winners Circle, Suite 130
Albany, NY 12205
518-463-4400

Roof Consultant
WATSKY ASSOCIATES INC.
20 Madison Ave
Valhalla, NY 10595
914-948-3450

Acoustic Consultant
DP DESIGN
12 Cold Spring Street
Providence, RI
401-861-3218

AV Consultant
CAVANAUGH TOCCI
327 F Boston Post Road
Sudbury, MA 01776-3027
978-443-7871

SED #: 6618-0001-0005-032

PROJECT
Rye City School District
555 Theodore Fremd Ave, Rye, NY 10580

Rye High School & Middle School
1 Parsons Street, Rye, New York 10580

ROOF DETAILS

PROJECT 4

SEAL & SIGNATURE

DATE: 01/22/21
PROJECT No: 9200
DRAWING BY: Author
CHK BY: Checker
DWG No:
A2-115

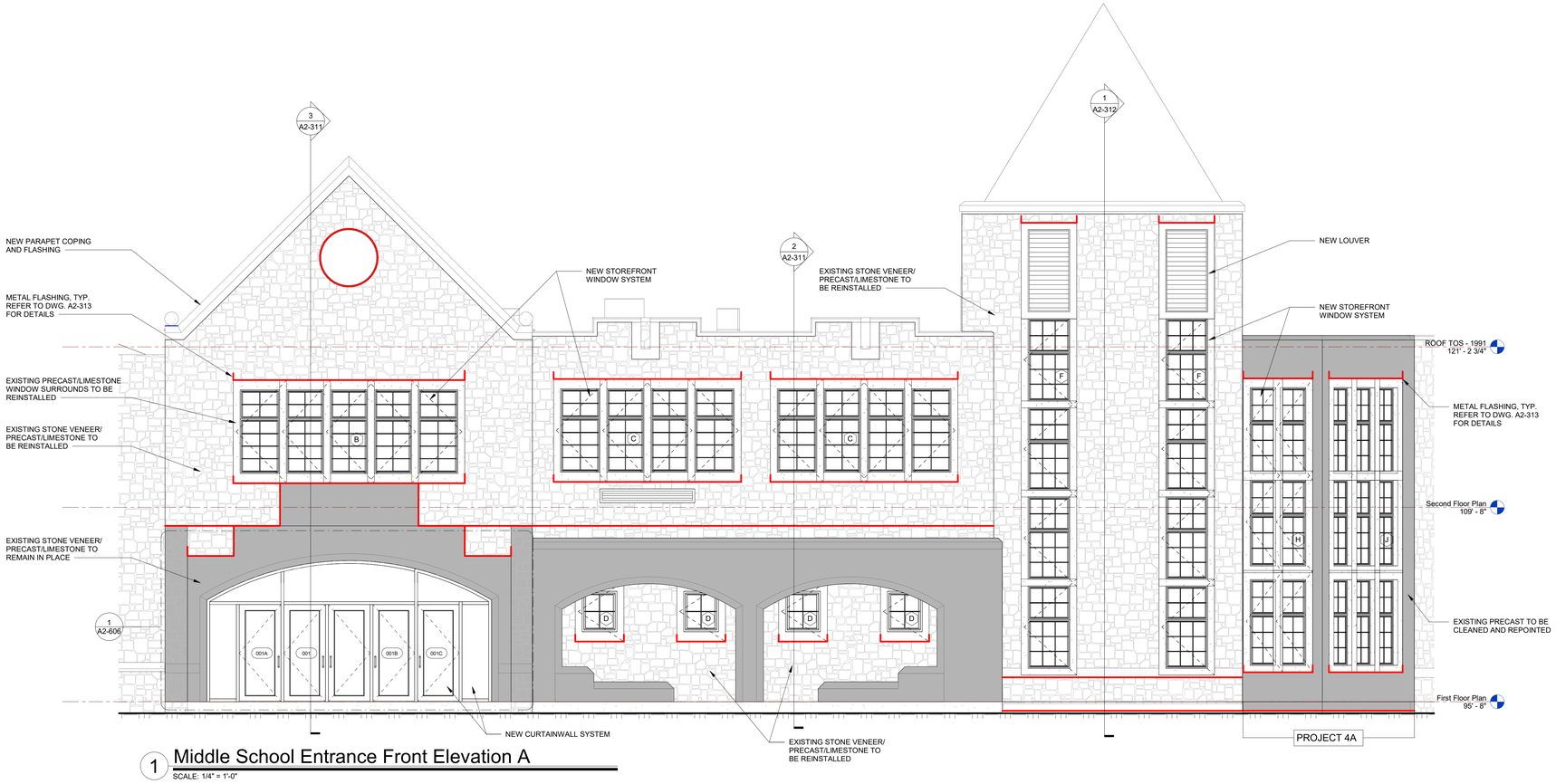

1 Middle School Entrance Front Elevation A

SCALE: 1/4" = 1'-0"

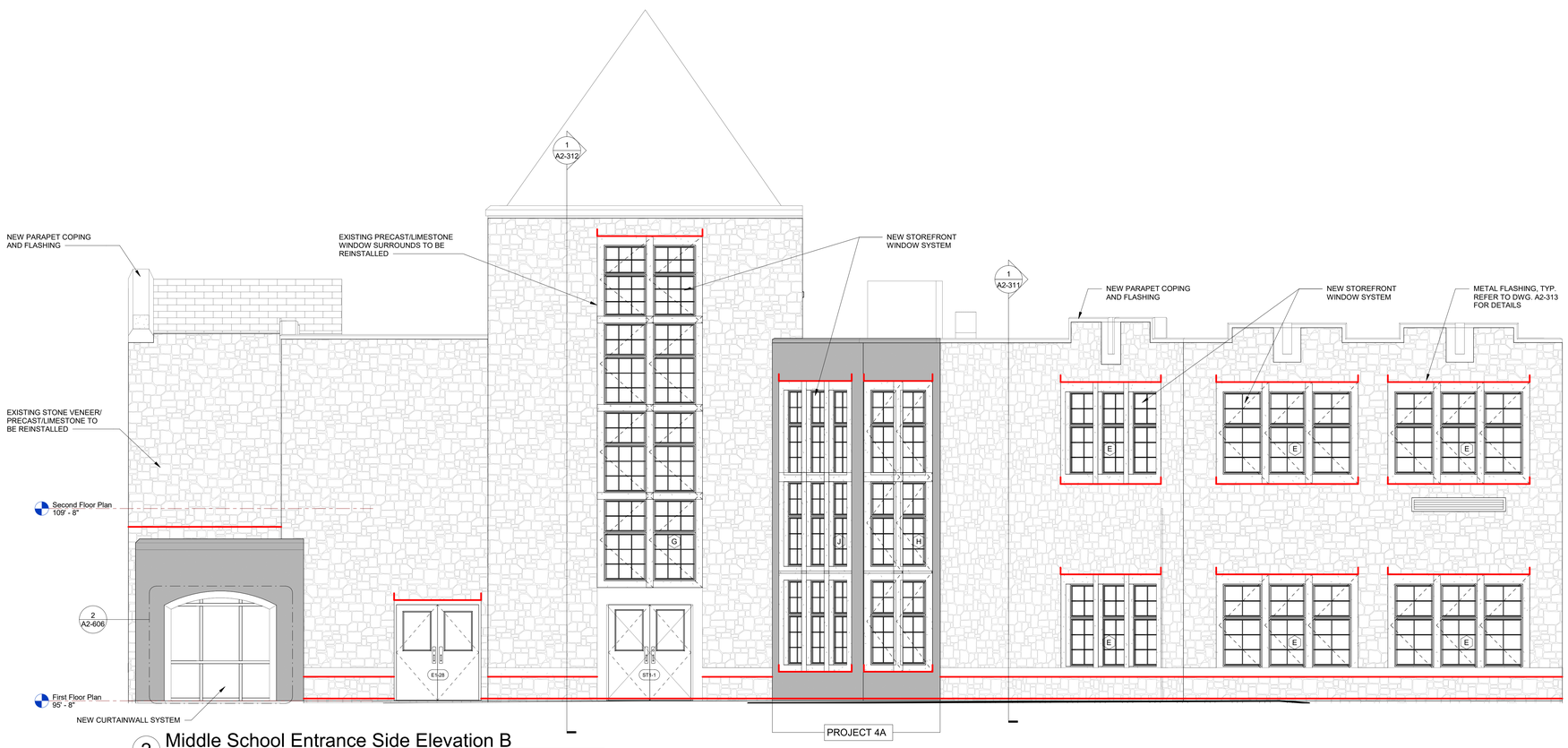

2 Middle School Entrance Side Elevation B

SCALE: 1/4" = 1'-0"

LEGEND

- LOCATION FOR 2'-8" X 3'-0" OPENINGS IN EXISTING DENSGLASS SHEATHING ALONG SECOND FLOOR SLAB LEVEL TO DETERMINE EXTENT OF WATER DAMAGE TO THE EXISTING METAL STUDS, OPENINGS TO BE EVERY 10'-0" O.C. SEE DEMOLITION ELEVATIONS FOR LOCATIONS
- METAL FLASHING LOCATION
- EXISTING GRANITE VENEER, PRECAST CONCRETE/LIMESTONE TO REMAIN IN PLACE

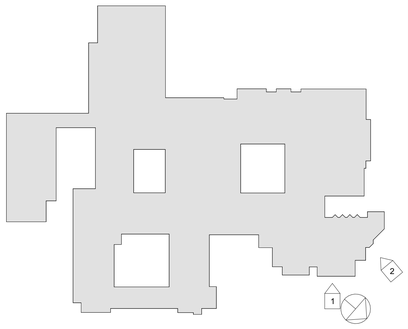

RYE HIGH SCHOOL & MIDDLE SCHOOL KEY PLAN

1" = 100'

Revision Schedule

No.	Description	Date
1	SED SUBMISSION	09/15/2020
3	ISSUED FOR BID	01/19/2021

Geddis Architects
Architecture. Planning. Interiors
71 Old Post Road
P.O. Box 1020
Southport, CT 06890
(203) 256-8700

Fielding International
Transforming Education by Design
259 Water Street Suite 1L
Warren , RI 02885 USA
+1 401-289-2789

BARILE GALLAGHER & ASSOCIATES
CONSULTING ENGINEERS
39 MARBLE AVE PLEASANTVILLE, NY 10570
914.328.6060 GENERAL@BGA-ENG.com www.BGA-ENG.com

Construction Manager
SAVIN ENGINEERS, P.C.
3 Campus Drive
Pleasantville, NY 10570
914-769-3200

Structural Engineer
ODEH ENGINEERS
1223 Mineral Spring Ave
North Providence, RI 02904
401-724-1771

Civil Engineer
WESTON & SAMPSON
1 Winners Circle, Suite 130
Albany, NY 12205
518-463-4400

Roof Consultant
WATSKY ASSOCIATES INC.
20 Madison Ave
Valhalla, NY 10595
914-948-3450

Acoustic Consultant
DP DESIGN
12 Cold Spring Street
Providence, RI
401-861-3218

AV Consultant
CAVANAUGH TOCCI
327 F Boston Post Road
Sudbury, MA 01776-3027
978-443-7871

SED #: 6618-0001-0005-032

PROJECT

Rye City School District

555 Theodore Fremd Ave, Rye, NY 10580

Rye High School & Middle School

1 Parsons Street, Rye, New York 10580

EXTERIOR ELEVATIONS

PROJECTS 1, 4 & 4A

SEAL & SIGNATURE

DATE: 01/19/21
PROJECT No: 9200
DRAWING BY: Author
CHK BY: Checker
DWG No: A2-201

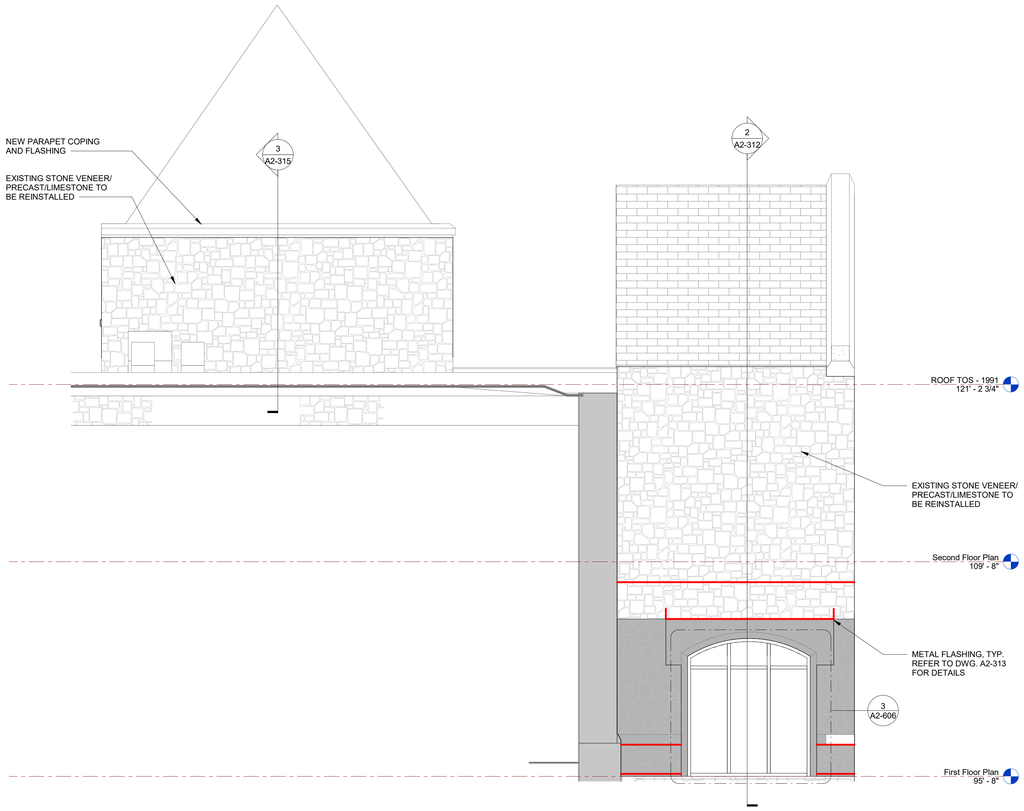

1 Middle School Entrance Elevation C

SCALE: 1/4" = 1'-0"

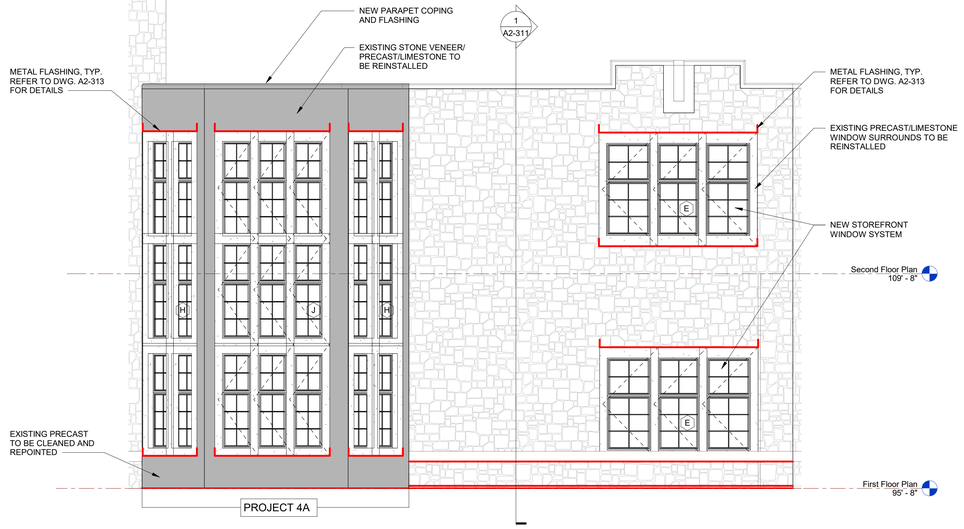

2 Middle School Exterior Elevation D

SCALE: 1/4" = 1'-0"

3 Middle School Exterior Elevation E

SCALE: 1/4" = 1'-0"

LEGEND

- LOCATION FOR 2'-8" X 3'-0" OPENINGS IN EXISTING DENSGLASS SHEATHING ALONG SECOND FLOOR SLAB LEVEL TO DETERMINE EXTENT OF WATER DAMAGE TO THE EXISTING METAL STUDS, OPENINGS TO BE EVERY 10'-0" O.C. SEE DEMOLITION ELEVATIONS FOR LOCATIONS
- METAL FLASHING LOCATION
- EXISTING GRANITE VENEER, PRECAST CONCRETE/LIMESTONE TO REMAIN IN PLACE

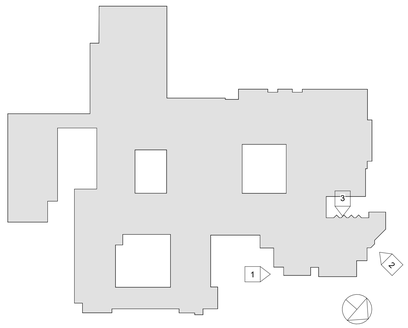

RYE HIGH SCHOOL & MIDDLE SCHOOL KEY PLAN

1" = 100'

Revision Schedule

No.	Description	Date
1	SED SUBMISSION	09/15/2020
3	ISSUED FOR BID	01/19/2021

Geddis Architects

Architecture. Planning. Interiors

71 Old Post Road
P.O. Box 1020
Southport, CT 06890
(203) 256-8700

Fielding International

Transforming Education by Design

259 Water Street Suite 1L
Warren , RI 02885 USA
+1 401-289-2789

BARILE GALLAGHER & ASSOCIATES

CONSULTING ENGINEERS

39 MARBLE AVENUE PLEASANTVILLE, NY 10570
914.328.6060 General@BGA-Eng.com www.BGA-Eng.com

Construction Manager
SAVIN ENGINEERS, P.C.
3 Campus Drive
Pleasantville, NY 10570
914-769-3200

Structural Engineer
ODEH ENGINEERS
1223 Mineral Spring Ave
North Providence, RI 02904
401-724-1771

Civil Engineer
WESTON & SAMPSON
1 Winners Circle, Suite 130
Albany, NY 12205
518-463-4400

Roof Consultant
WATSKY ASSOCIATES INC.
20 Madison Ave
Valhalla, NY 10595
914-948-3450

Acoustic Consultant
DP DESIGN
12 Cold Spring Street
Providence, RI
401-861-3218

AV Consultant
CAVANAUGH TOCCI
327 F Boston Post Road
Sudbury, MA 01776-3027
978-443-7871

SED #: 6618-0001-0005-032

PROJECT

Rye City School District

555 Theodore Fremd Ave, Rye, NY 10580

Rye High School & Middle School

1 Parsons Street, Rye, New York 10580

EXTERIOR ELEVATIONS

PROJECTS 1, 4 & 4A

SEAL & SIGNATURE

DATE: 01/19/21
PROJECT No: 9200
DRAWING BY: Author
CHK BY: Checker
DWG No: A2-202

1 Middle School Exterior Elevation F

SCALE: 1/4" = 1'-0"

2 Middle School Entrance Flashing

SCALE: NTS



3 Middle School Entrance Flashing

SCALE: NTS

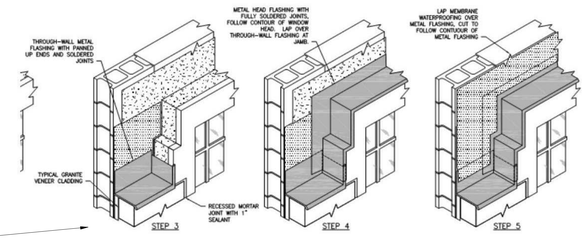

4 TYPICAL FLASHING SKETCH

SCALE: NTS

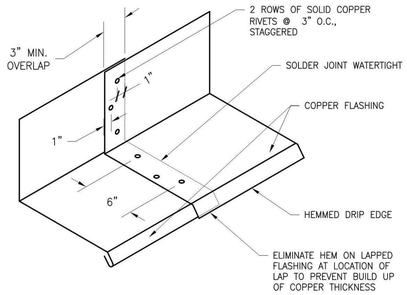

5 RIVETED AND SOLDERED FLASHING JOINT

SCALE: NTS

LEGEND

- LOCATION FOR 2'-8" X 3'-0" OPENINGS IN EXISTING DENSGLASS SHEATHING ALONG SECOND FLOOR SLAB LEVEL TO DETERMINE EXTENT OF WATER DAMAGE TO THE EXISTING METAL STUDS, OPENINGS TO BE EVERY 10'-0" O.C. SEE DEMOLITION ELEVATIONS FOR LOCATIONS
- METAL FLASHING LOCATION
- EXISTING GRANITE VENEER, PRECAST CONCRETE/LIMESTONE TO REMAIN IN PLACE

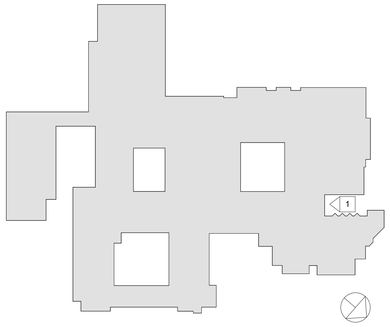

RYE HIGH SCHOOL & MIDDLE SCHOOL KEY PLAN

1" = 100'

Revision Schedule

No.	Description	Date
1	SED SUBMISSION	09/15/2020
3	ISSUED FOR BID	01/19/2021

Geddis Architects

Architecture. Planning. Interiors

71 Old Post Road
P.O. Box 1020
Southport, CT 06890
(203) 256-8700

Fielding International

Transforming Education by Design

259 Water Street Suite 1L
Warren , RI 02885 USA
+1 401-289-2789

BARILE GALLAGHER & ASSOCIATES

CONSULTING ENGINEERS

39 MARBLE AVENUE PLEASANTVILLE, NY 10570
914.328.6060 General@BGA-Eng.com www.BGA-Eng.com

Construction Manager
SAVIN ENGINEERS, P.C.
3 Campus Drive
Pleasantville, NY 10570
914-769-3200

Structural Engineer
ODEH ENGINEERS
1223 Mineral Spring Ave
North Providence, RI 02904
401-724-1771

Civil Engineer
WESTON & SAMPSON
1 Winners Circle, Suite 130
Albany, NY 12205
518-463-4400

Roof Consultant
WATSKY ASSOCIATES INC.
20 Madison Ave
Valhalla, NY 10595
914-948-3450

Acoustic Consultant
DP DESIGN
12 Cold Spring Street
Providence, RI
401-861-3218

AV Consultant
CAVANAUGH TOCCI
327 F Boston Post Road
Sudbury, MA 01776-3027
978-443-7871

SED #: 6618-0001-0005-032

PROJECT

Rye City School District

555 Theodore Fremd Ave, Rye, NY 10580

Rye High School & Middle School

1 Parsons Street, Rye, New York 10580

EXTERIOR ELEVATIONS

PROJECT 4

SEAL & SIGNATURE

DATE: 01/19/21
PROJECT No: 9200
DRAWING BY: Author
CHK BY: Checker
DWG No: A2-203

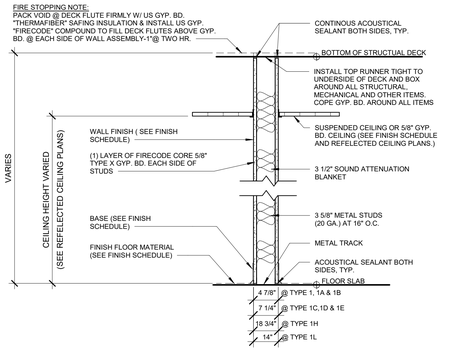

ONE HOUR RATED PARTITION

1 3 5/8" METAL STUDS AT 16" O.C. GYPSUM BOARD TYPE "X" EACH SIDE (1 HOUR RATED - UL DESIGN # U419) WITH 49 STC RATING

1A SIMILAR TO 1 WITH 5/8" CEMENT BOARD IN LIEU OF GYP. BD. ON TOILET SIDE (1 HOUR RATED - UL DESIGN # U433)

1B SIMILAR TO 1 WITH 5/8" CEMENT BOARD EACH SIDE (1 HOUR RATED - UL DESIGN # U433)

1C 6" METAL STUDS AT 16" O.C. GYPSUM BOARD EACH SIDE (1 HOUR RATED - UL DESIGN # U419) WITH 56 STC RATING

1D SIMILAR TO 1C WITH 5/8" CEMENT BOARD IN LIEU OF GYP. BD. ON TOILET SIDE (1 HOUR RATED - UL DESIGN # U433)

1E SIMILAR TO 1C WITH 5/8" CEMENT BOARD IN LIEU OF GYP. BD. ON EACH SIDE (1 HOUR RATED - UL DESIGN # U433)

1F SIMILAR TO 1 WITH 5/8" GYPSUM BOARD ON ONE SIDE

1G SIMILAR TO 1 WITH 2 LAYERS TYPE "X" GYP. BD. EACH SIDE (UL DESIGN # U419) WITH 52 STC RATING

1H 3 5/8" METAL STUDS AT 16" O.C. GYPSUM BOARD TYPE "X" EACH SIDE (UL DESIGN # U419) WITH 49 STC RATING

1L 3 5/8" METAL STUDS AT 16" O.C. GYPSUM BOARD TYPE "X" EACH SIDE (UL DESIGN # U419) WITH 49 STC RATING

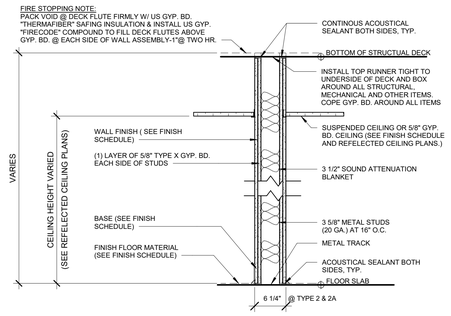

TWO HOUR RATED PARTITION

2 2 HR. RATED - 3 5/8" METAL STUDS AT 16" O.C 2 LAYERS TYPE "X" GYP. BD. EACH SIDE (UL DESIGN # U411)

2A SIMILAR TO 2A WITH 1 LAYER OF TYPE "X" GYP. BD. AND ONE LAYER OF 5/8" CEMENT BOARD IN LIEU OF 2 LAYERS OF GYP. BD. ON TOILET SIDE. (UL DESIGN # U411)

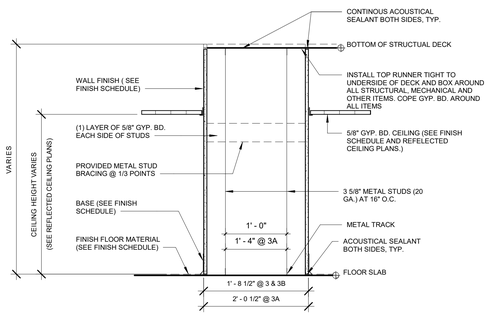

PLUMBING CHASE PARTITION

3 3 5/8" METAL STUDS AT 16" O.C. WITH 5/8" CEMENT BOARD EACH SIDE

3A 3 5/8" METAL STUDS AT 16" O.C. WITH 5/8" CEMENT BOARD EACH SIDE

3B SIMILAR TO 3 WITH 5/8 GYPSUM BOARD EACH SIDE

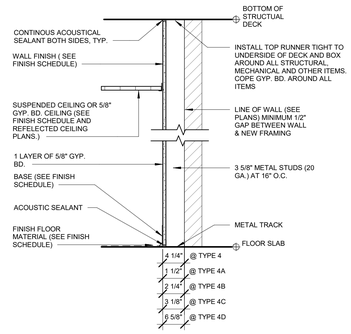

WALL FURRING

4 3 5/8" METAL STUDS AT 16" O.C.

4A 7/8" METAL HAT CHANNELS AT 16" O.C.

4B 1 5/8" METAL STUDS AT 16" O.C.

4C 2 1/2" METAL STUDS AT 16" O.C.

4D 6" METAL STUDS AT 16" O.C.

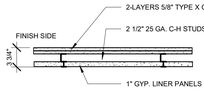

SHAFT WALL PARTITION

5 2-HR. RATED SHAFT WALL (UL DESIGN # U438)

5A 1-HR. RATED SHAFT WALL SIMILAR TO TYPE 5 WITH (1) LAYER TYPE X GYP. BD. ON FINISH SIDE (UL DESIGN # U415)

NOTE:
2 HR RATED SHAFTS REQUIRED FOR BUILDINGS OVER 4 STORIES

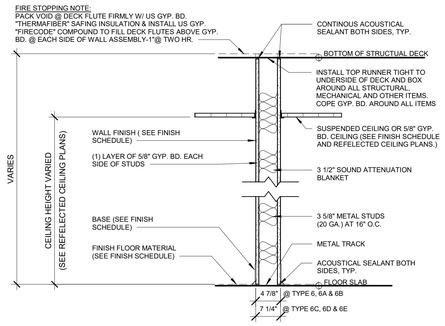

NON-RATED PARTITION

6 3 5/8" METAL STUDS AT 16" O.C. GYPSUM BOARD TYPE "X" EACH SIDE

6A SIMILAR TO 1 WITH 5/8" CEMENT BOARD IN LIEU OF GYP. BD. ON TOILET SIDE

6B SIMILAR TO 1 WITH 5/8" CEMENT BOARD EACH SIDE

6C 6" METAL STUDS AT 16" O.C. GYPSUM BOARD EACH SIDE

6D SIMILAR TO 1C WITH 5/8" CEMENT BOARD IN LIEU OF GYP. BD. ON TOILET SIDE

6E SIMILAR TO 1C WITH 5/8" CEMENT BOARD IN LIEU OF GYP. BD. ON EACH SIDE

6F SIMILAR TO 1 WITH 5/8" GYPSUM BOARD ONLY ON EXTERIOR SIDE

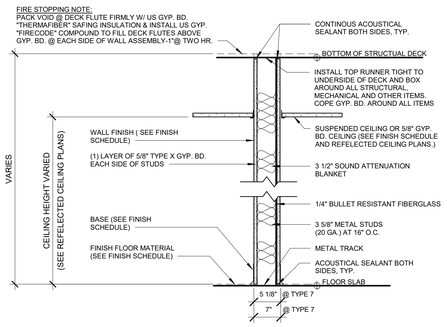

BULLET RESISTANT PARTITION

7 1 HR. RATED - 3 5/8" METAL STUDS AT 16" O.C 1 LAYERS TYPE "X" GYP. BD. EACH SIDE (UL DESIGN # 752)

7A 1 HR. RATED - 6" METAL STUDS AT 16" O.C 1 LAYERS TYPE "X" GYP. BD. EACH SIDE (UL DESIGN # 752)

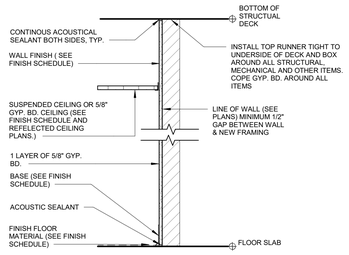

8 1 LAYER 5/8" GYP APPLIED DIRECTLY OVER EXISTING WALL FINISH ON TAG SIDE OF WALL

8A 1 LAYER 5/8" GYP ATTACHED TO EXISTING WALL FRAMING ON TAG SIDE OF WALL

8B 1 LAYER 5/8" GYP APPLIED DIRECTLY OVER EXISTING WALL FINSH EACH SIDE

8C 1 LAYER 5/8" GYP ATTACHED TO EXISTING WALL FRAMING EACH SIDE

8D 2 LAYERS 5/8" GYP ATTACHED TO EXISTING WALL FRAMING ON TAG SIDE OF WALL

8E 2 LAYERS 5/8" GYP ATTACHED TO EXISTING WALL FRAMING EACH SIDE

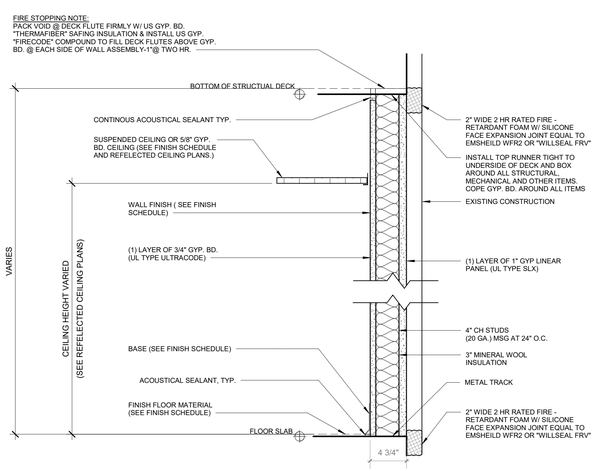

9 3 3/4" 2 HR SHAFT WALL (UL DESIGN # U415)

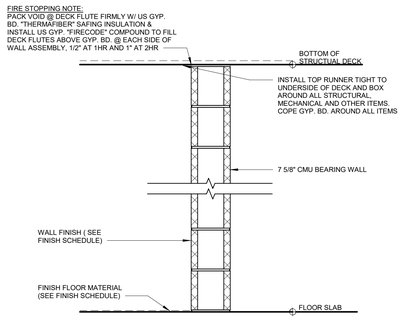

10 2-HR - 3 5/8" METAL STUD FURRING AT 16" O.C. ONE (UL DESIGN # U906)

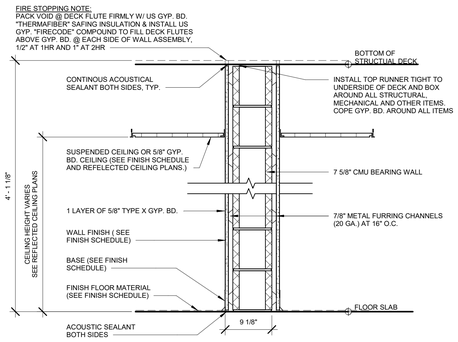

11 2-HR - 7/8" METAL FURRING CHANNEL AT 16" O.C. ONE SIDE (UL DESIGN # U906)

11A 2-HR - 7/8" METAL FURRING CHANNEL AT 16" O.C. BOTH SIDES (UL DESIGN # U906)

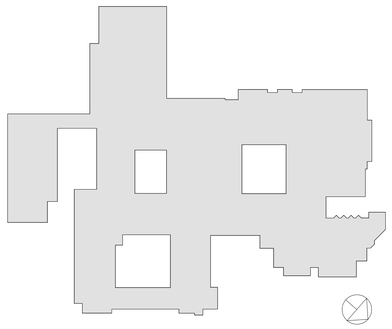

RYE HIGH SCHOOL & MIDDLE SCHOOL KEY PLAN

1" = 100'

Revision Schedule

No.	Description	Date
1	SED SUBMISSION	09/15/2020
3	ISSUED FOR BID	01/19/2021

Geddis Architects
Architecture. Planning. Interiors
71 Old Post Road
P.O. Box 1020
Southport, CT 06890
(203) 256-8700

Fielding International
Transforming Education by Design
259 Water Street Suite 1L
Warren , RI 02885 USA
+1 401-289-2789

BARILE GALLAGHER & ASSOCIATES
CONSULTING ENGINEERS
39 MARBLE AVENUE PLEASANTVILLE, NY 10570
914.328.6060 General@BGA-Eng.com www.BGA-Eng.com

Construction Manager
SAVIN ENGINEERS, P.C.
3 Campus Drive
Pleasantville, NY 10570
914-769-3200

Structural Engineer
ODEH ENGINEERS
1223 Mineral Spring Ave
North Providence, RI 02904
401-724-1771

Civil Engineer
WESTON & SAMPSON
1 Winners Circle, Suite 130
Albany, NY 12205
518-463-4400

Roof Consultant
WATSKY ASSOCIATES INC.
20 Madison Ave
Valhalla, NY 10595
914-948-3450

Acoustic Consultant
DP DESIGN
12 Cold Spring Street
Providence, RI
401-861-3218

AV Consultant
CAVANAUGH TOCCI
327 F Boston Post Road
Sudbury, MA 01776-3027
978-443-7871

SED #: 6618-0001-0005-032

PROJECT

Rye City School District

555 Theodore Fremd Ave, Rye, NY 10580

Rye High School & Middle School

1 Parsons Street, Rye, New York 10580

WALL TYPES

PROJECTS 1, 2, 3 & 4

SEAL & SIGNATURE

DATE: 01/19/21
PROJECT No: 9200
DRAWING BY: Author
CHK BY: Checker
DWG No: A2-300

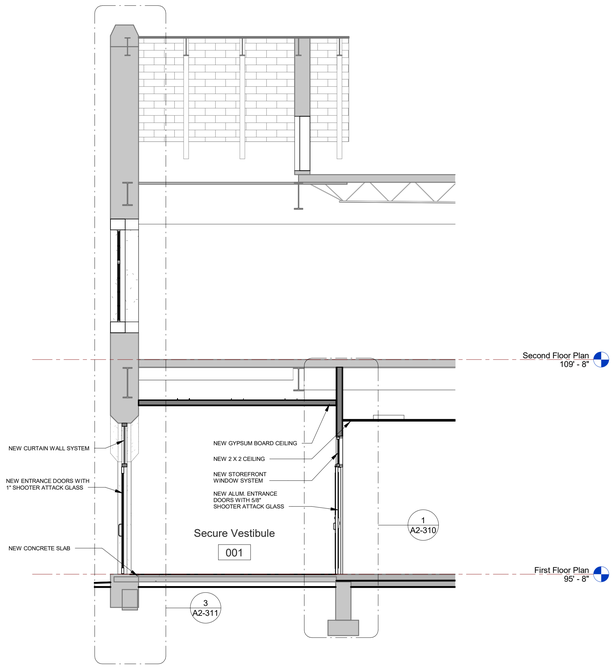

1 Middle School Entrance Section 1

SCALE: 1/4" = 1'-0"

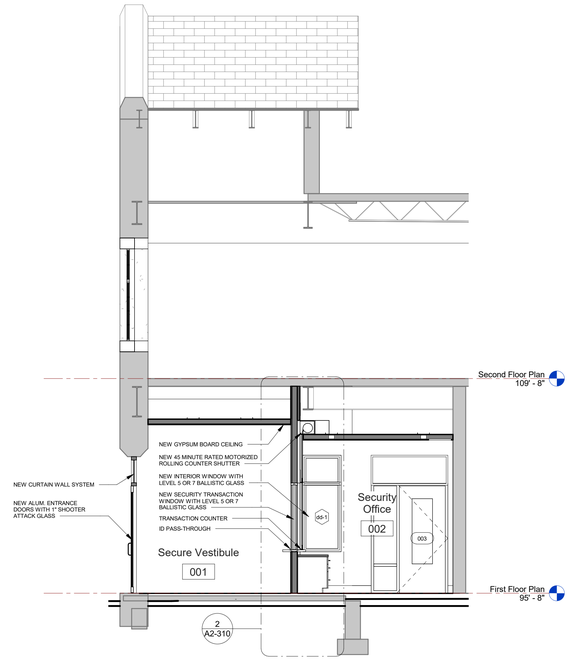

2 Middle School Entrance Section 2

SCALE: 1/4" = 1'-0"

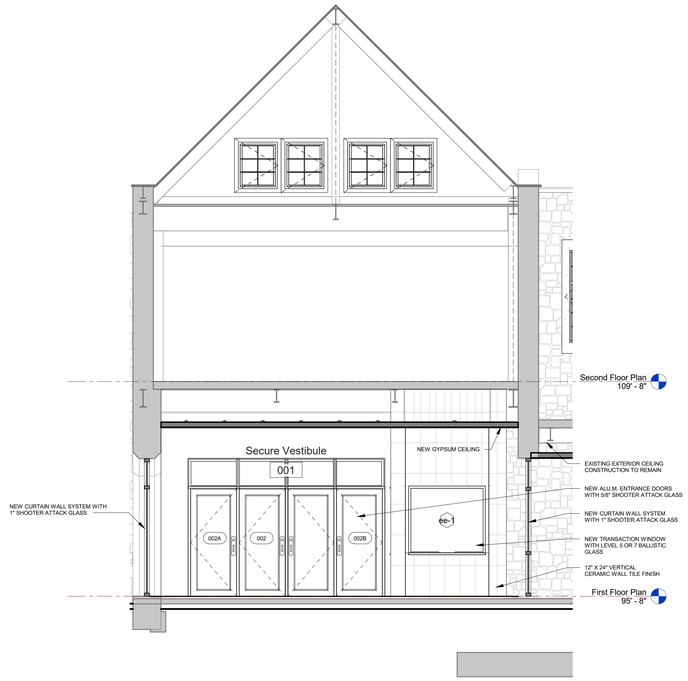

3 Middle School Entrance Section 3

SCALE: 1/4" = 1'-0"

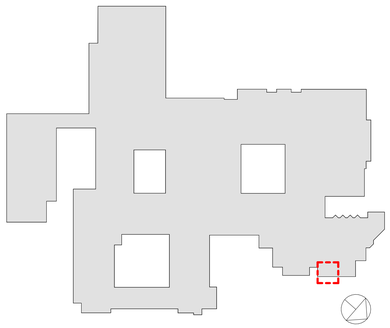

RYE HIGH SCHOOL & MIDDLE SCHOOL KEY PLAN

1" = 100'

Revision Schedule

No.	Description	Date
1	SED SUBMISSION	09/15/2020
2	SED SUBMISSION: Addendum #1	01/11/2021
3	ISSUED FOR BID	01/19/2021

Geddis Architects

Architecture. Planning. Interiors

71 Old Post Road
P.O. Box 1020
Southport, CT 06890
(203) 256-8700

Fielding International

Transforming Education by Design

259 Water Street Suite 1L
Warren , RI 02885 USA
+1 401-289-2789

BARILE GALLAGHER & ASSOCIATES

CONSULTING ENGINEERS

39 MARBLE AVENUE PLEASANTVILLE, NY 10570
914.328.6060 General@BGA-Eng.com www.BGA-Eng.com

Construction Manager
SAVIN ENGINEERS, P.C.
3 Campus Drive
Pleasantville, NY 10570
914-769-3200

Structural Engineer
ODEH ENGINEERS
1223 Mineral Spring Ave
North Providence, RI 02904
401-724-1771

Civil Engineer
WESTON & SAMPSON
1 Winners Circle, Suite 130
Albany, NY 12205
518-463-4400

Roof Consultant
WATSKY ASSOCIATES INC.
20 Madison Ave
Valhalla, NY 10595
914-948-3450

Acoustic Consultant
DP DESIGN
12 Cold Spring Street
Providence, RI
401-861-3218

AV Consultant
CAVANAUGH TOCCI
327 F Boston Post Road
Sudbury, MA 01776-3027
978-443-7871

SED #: 6618-0001-0005-032

PROJECT

Rye City School District

555 Theodore Fremd Ave, Rye, NY 10580

Rye High School & Middle School

1 Parsons Street, Rye, New York 10580

MIDDLE SCHOOL ENTRANCE SECTIONS

PROJECT 1

SEAL & SIGNATURE

DATE: 01/19/21
PROJECT No: 9200
DRAWING BY: Author
CHK BY: Checker
DWG No:
A2-301

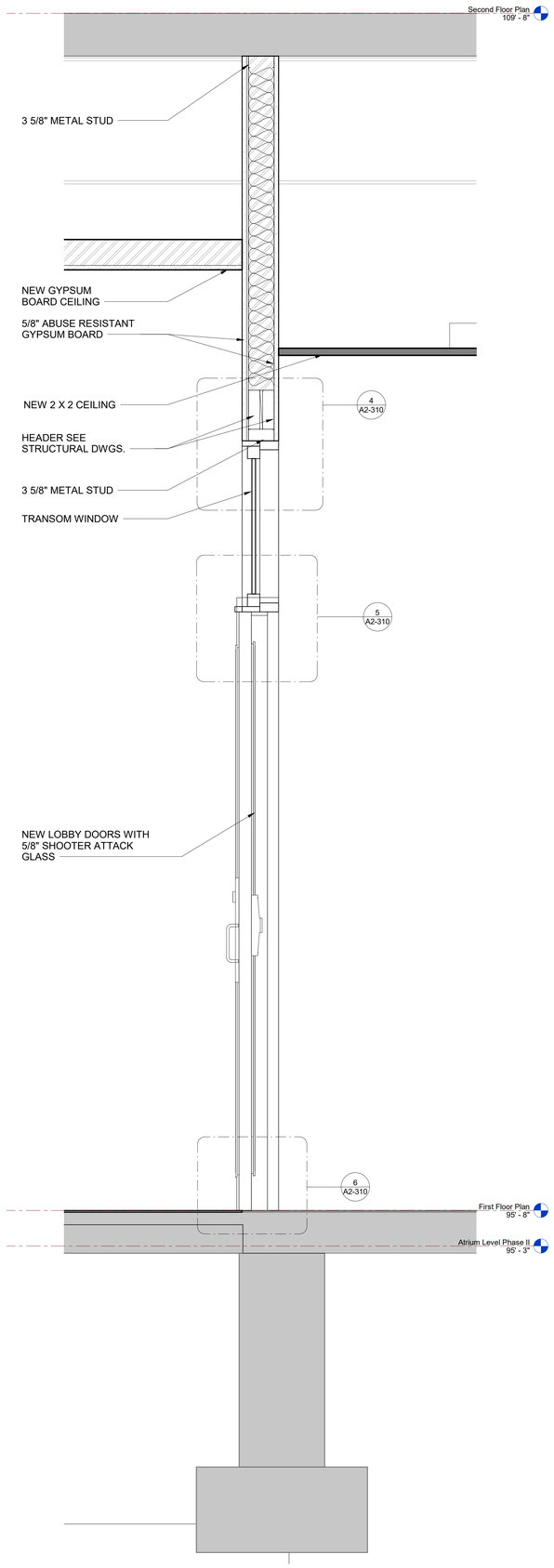

1 Middle School Secure Vestibule Wall Section #

SCALE: 1 1/2" = 1'-0"

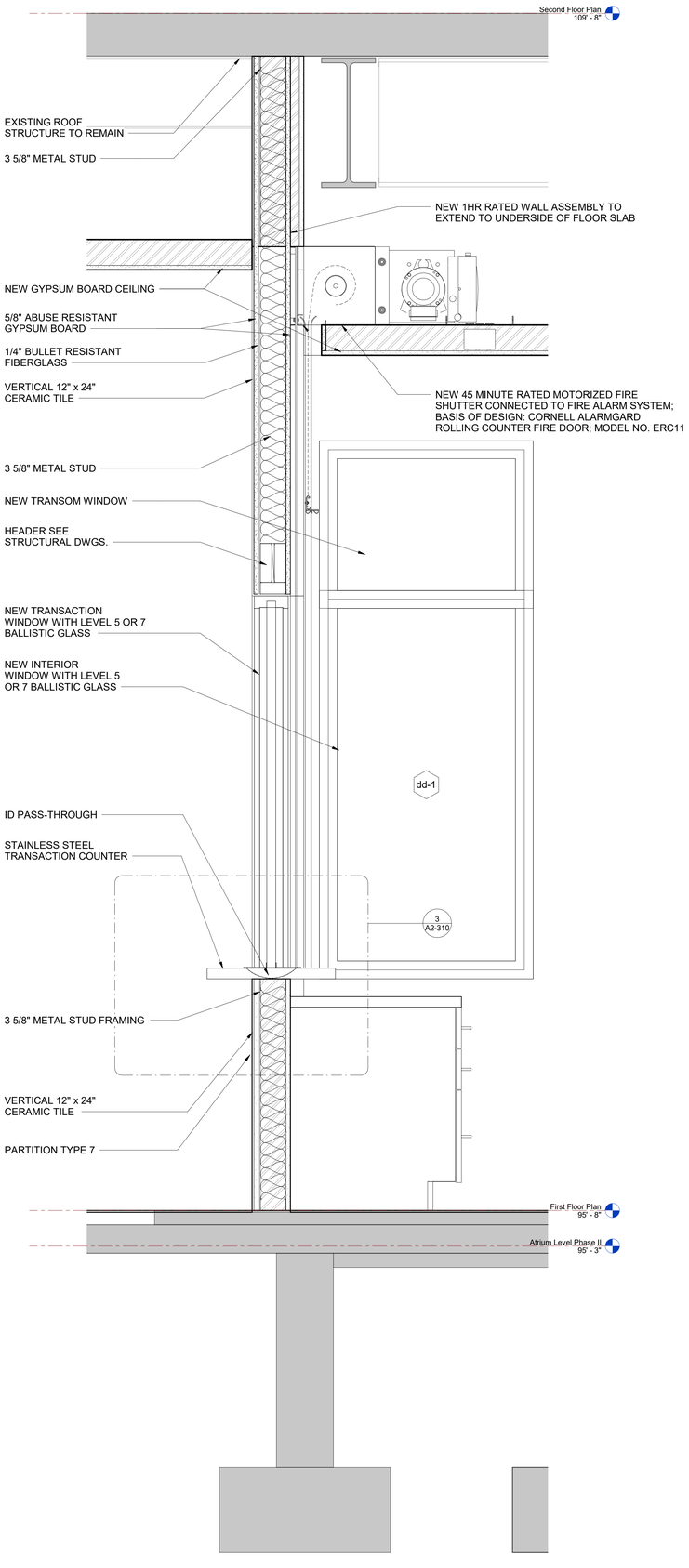

2 Middle School Security Office Wall Section 1

SCALE: 1 1/2" = 1'-0"

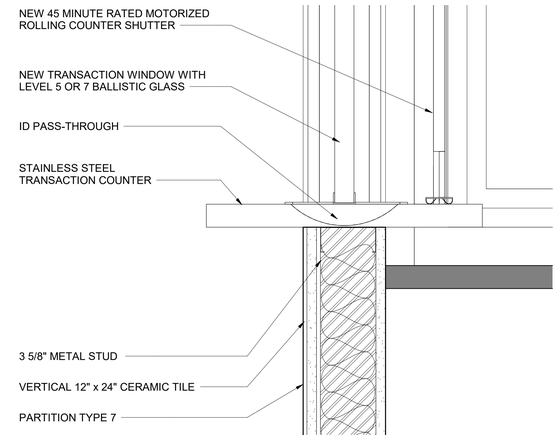

3 Middle School Transcation Window Sill Detail

SCALE: 3" = 1'-0"

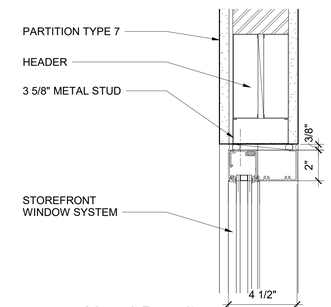

4 Head Detail

SCALE: 3" = 1'-0"

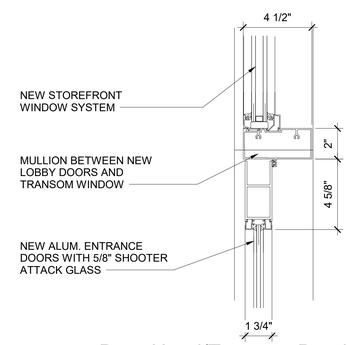

5 Door Head/Transom Detail

SCALE: 3" = 1'-0"

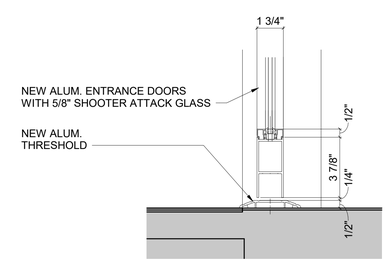

6 Door Bottom Stile Detail

SCALE: 3" = 1'-0"

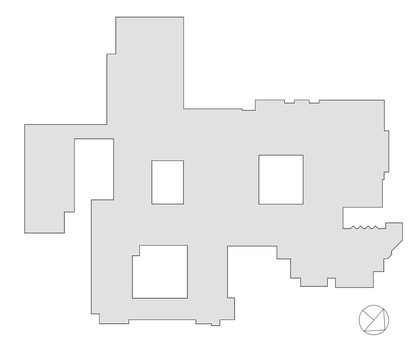

RYE HIGH SCHOOL & MIDDLE SCHOOL KEY PLAN

1" = 100'

Revision Schedule

No.	Description	Date
1	SED SUBMISSION	09/15/2020
2	SED SUBMISSION: Addendum #1	01/11/2021
3	ISSUED FOR BID	01/19/2021

Geddis Architects

Architecture. Planning. Interiors

71 Old Post Road
P.O. Box 1020
Southport, CT 06890
(203) 256-8700

Fielding International

Transforming Education by Design

259 Water Street Suite 1L
Warren , RI 02885 USA
+1 401-289-2789

BARILE GALLAGHER & ASSOCIATES

CONSULTING ENGINEERS

39 MARBLE AVENUE PLEASANTVILLE, NY 10570
914.328.6060 General@BGA-Eng.com www.BGA-Eng.com

Construction Manager
SAVIN ENGINEERS, P.C.
3 Campus Drive
Pleasantville, NY 10570
914-769-3200

Structural Engineer
ODEH ENGINEERS
1223 Mineral Spring Ave
North Providence, RI 02904
401-724-1771

Civil Engineer
WESTON & SAMPSON
1 Winners Circle, Suite 130
Albany, NY 12205
518-463-4400

Roof Consultant
WATSKY ASSOCIATES INC.
20 Madison Ave
Valhalla, NY 10595
914-948-3450

Acoustic Consultant
DP DESIGN
12 Cold Spring Street
Providence, RI
401-861-3218

AV Consultant
CAVANAUGH TOCCI
327 F Boston Post Road
Sudbury, MA 01776-3027
978-443-7871

SED #: 6618-0001-0005-032

PROJECT

Rye City School District

555 Theodore Fremd Ave, Rye, NY 10580

Rye High School & Middle School

1 Parsons Street, Rye, New York 10580

MIDDLE SCHOOL WALL SECTIONS & DETAILS

PROJECT 1

SEAL & SIGNATURE

DATE: 01/19/21
PROJECT No: 9200
DRAWING BY: Author
CHK BY: Checker
DWG No:
A2-310

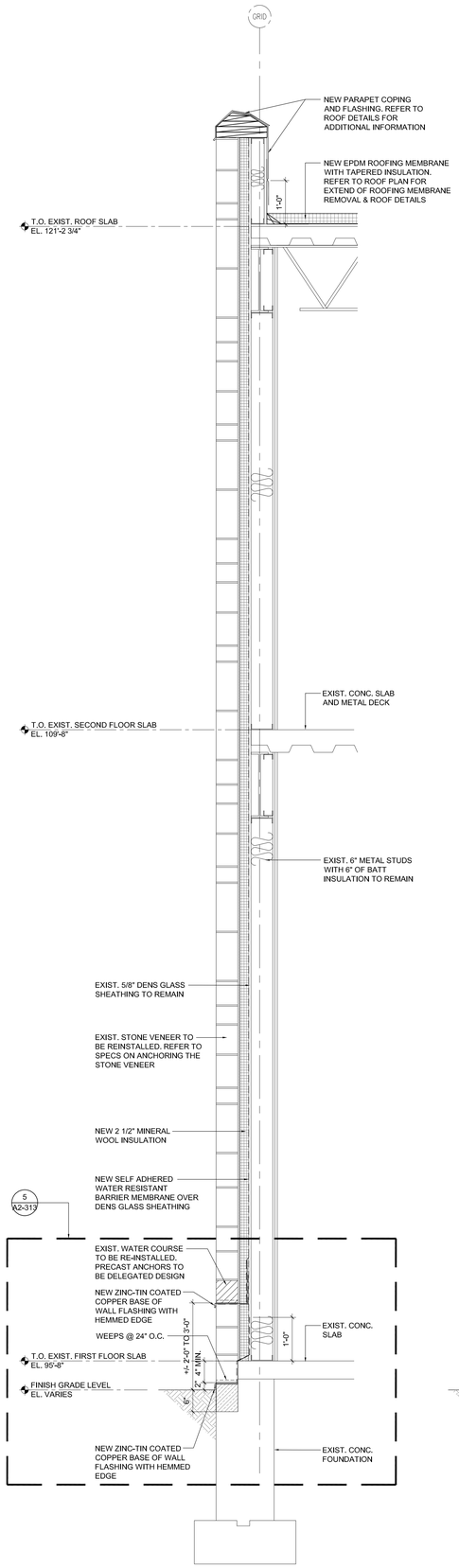

1 TYP. WALL SECTION

SCALE: 3/4"=1'-0"

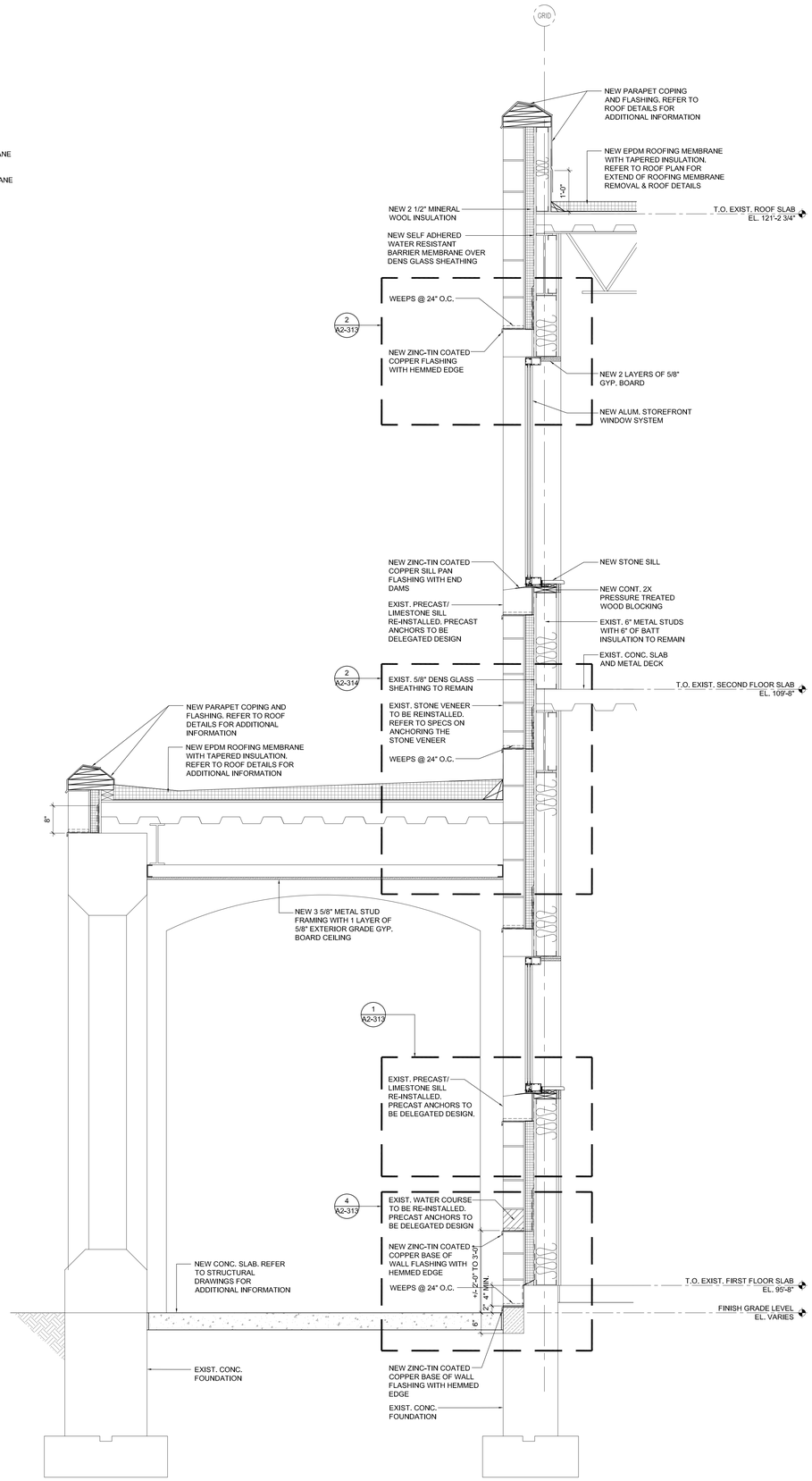

2 WALL SECTION AT OPEN ENTRANCE VESTIBULE

SCALE: 3/4"=1'-0"

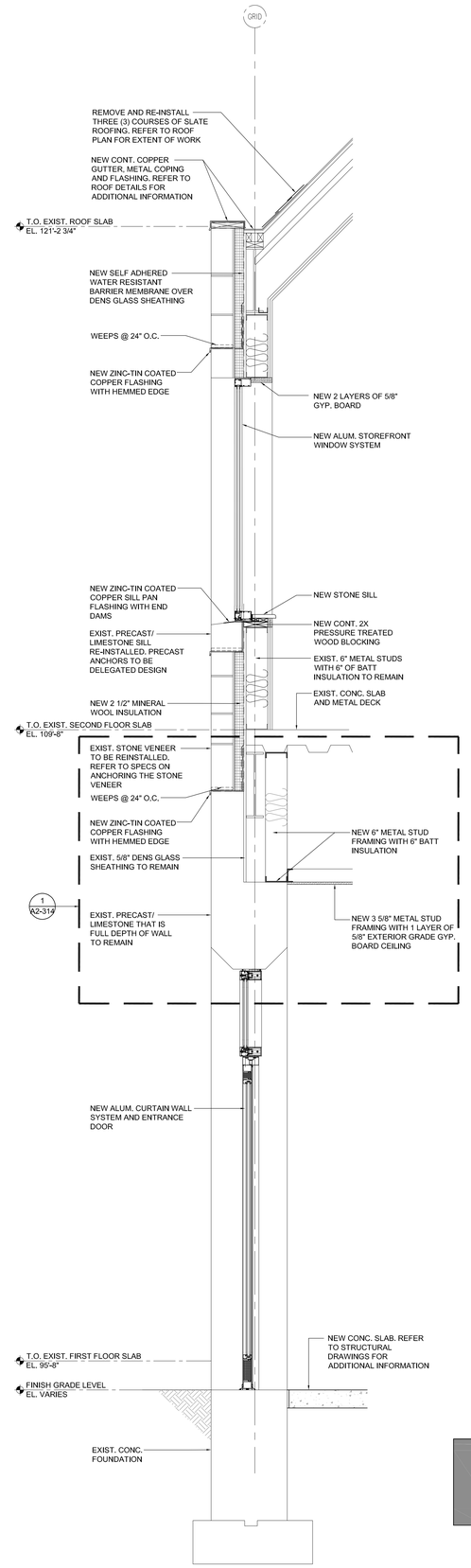

3 WALL SECTION AT ENCLOSED ENTRANCE VESTIBULE

SCALE: 3/4"=1'-0"

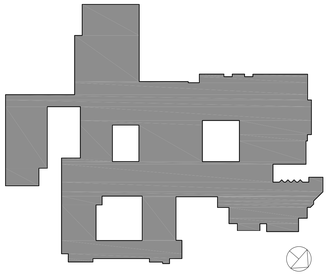

RYE HIGH SCHOOL & MIDDLE SCHOOL KEY PLAN

1" = 100'

Revision Schedule

No.	Description	Date
1	SED SUBMISSION	09/15/2020
3	ISSUED FOR BID	01/19/2021

Geddis Architects

Architecture. Planning. Interiors

71 Old Post Road
P.O. Box 1020
Southport, CT 06890
(203) 256-8700

Fielding International

Transforming Education by Design

259 Water Street Suite 1L
Warren , RI 02885 USA
+1 401-289-2789

BARILE GALLAGHER & ASSOCIATES

CONSULTING ENGINEERS

39 MARBLE AVENUE PLEASANTVILLE, NY 10570
914.328.6060 General@BGA-Eng.com www.BGA-Eng.com

Construction Manager
SAVIN ENGINEERS, P.C.
3 Campus Drive
Pleasantville, NY 10570
914-769-3200

Structural Engineer
ODEH ENGINEERS
1223 Mineral Spring Ave
North Providence, RI 02904
401-724-1771

Civil Engineer
WESTON & SAMPSON
1 Winners Circle, Suite 130
Albany, NY 12205
518-463-4400

Roof Consultant
WATSKY ASSOCIATES INC.
20 Madison Ave
Valhalla, NY 10595
914-948-3450

Acoustic Consultant
DP DESIGN
12 Cold Spring Street
Providence, RI
401-861-3218

AV Consultant
CAVANAUGH TOCCI
327 F Boston Post Road
Sudbury, MA 01776-3027
978-443-7871

SED #: 6618-0001-0005-032

PROJECT

Rye City School District

555 Theodore Fremd Ave, Rye, NY 10580

Rye High School & Middle School

1 Parsons Street, Rye, New York 10580

MIDDLE SCHOOL WALL SECTIONS

PROJECT 1

SEAL & SIGNATURE

DATE: 01/19/21
PROJECT No: 9200
DRAWING BY: Author
CHK BY: Checker
DWG No:
A2-311

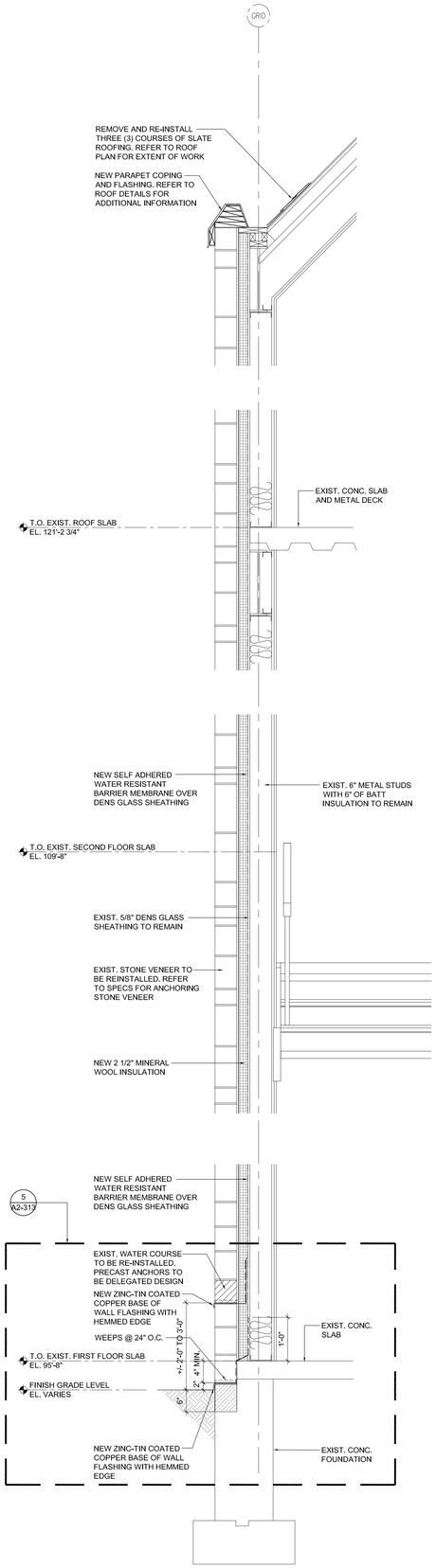

1 WALL SECTION AT STAIR TOWER

SCALE: 3/4"=1'-0"

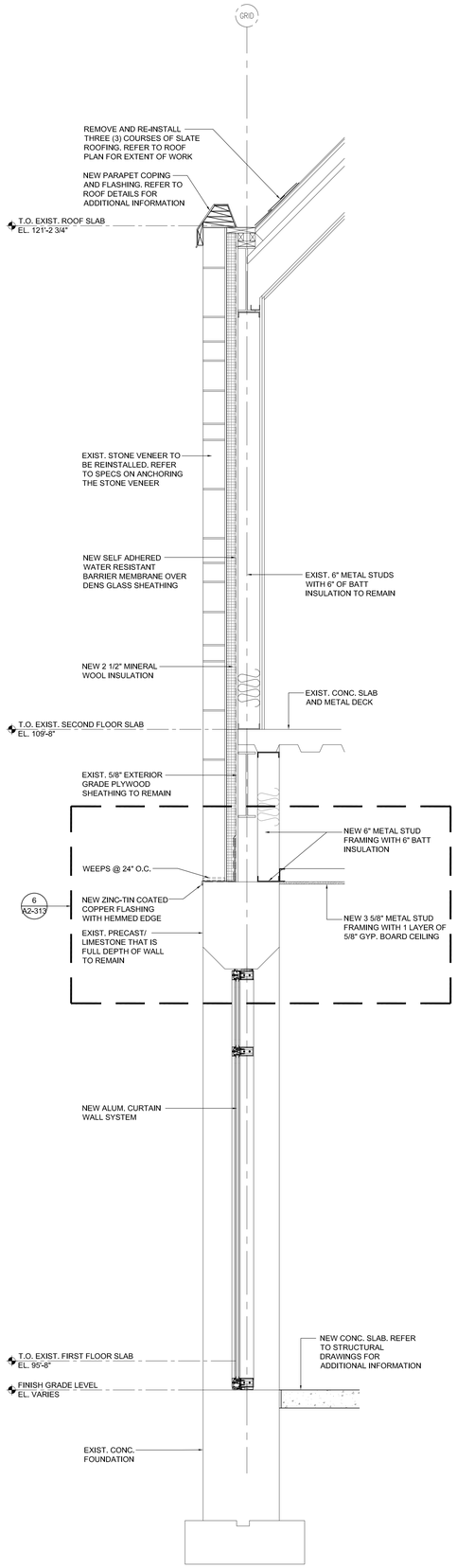

2 WALL SECTION AT ENCLOSED ENTRANCE VESTIBULE

SCALE: 3/4"=1'-0"

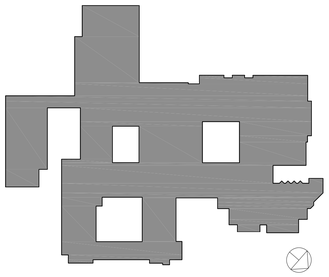

RYE HIGH SCHOOL & MIDDLE SCHOOL KEY PLAN

1" = 100'

Revision Schedule

No.	Description	Date
1	SED SUBMISSION	09/15/2020
3	ISSUED FOR BID	01/19/2021

Geddis Architects

Architecture. Planning. Interiors

71 Old Post Road
P.O. Box 1020
Southport, CT 06890
(203) 256-8700

Fielding International

Transforming Education by Design

259 Water Street Suite 1L
Warren , RI 02885 USA
+1 401-289-2789

BARILE GALLAGHER & ASSOCIATES

CONSULTING ENGINEERS

39 MARBLE AVENUE PLEASANTVILLE, NY 10570
914.328.6060 General@BGA-Eng.com www.BGA-Eng.com

Construction Manager
SAVIN ENGINEERS, P.C.
3 Campus Drive
Pleasantville, NY 10570
914-769-3200

Structural Engineer
ODEH ENGINEERS
1223 Mineral Spring Ave
North Providence, RI 02904
401-724-1771

Civil Engineer
WESTON & SAMPSON
1 Winners Circle, Suite 130
Albany, NY 12205
518-463-4400

Roof Consultant
WATSKY ASSOCIATES INC.
20 Madison Ave
Valhalla, NY 10595
914-948-3450

Acoustic Consultant
DP DESIGN
12 Cold Spring Street
Providence, RI
401-861-3218

AV Consultant
CAVANAUGH TOCCI
327 F Boston Post Road
Sudbury, MA 01776-3027
978-443-7871

SED #: 6618-0001-0005-032

PROJECT

Rye City School District

555 Theodore Fremd Ave, Rye, NY 10580

Rye High School & Middle School

1 Parsons Street, Rye, New York 10580

MIDDLE SCHOOL WALL SECTIONS

PROJECT 4

SEAL & SIGNATURE

DATE: 01/19/21
PROJECT No: 9200
DRAWING BY: Author
CHK BY: Checker
DWG No: A2-312

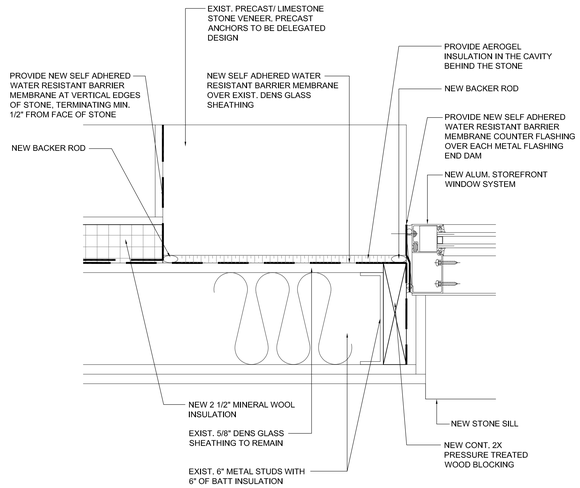

3 JAMB DETAIL AT STOREFRONT WINDOW

SCALE: 3" = 1'-0"

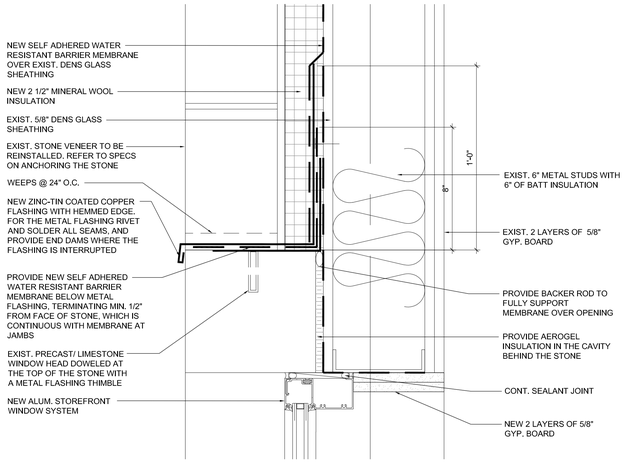

2 HEAD DETAIL AT STOREFRONT WINDOW

SCALE: 3" = 1'-0"

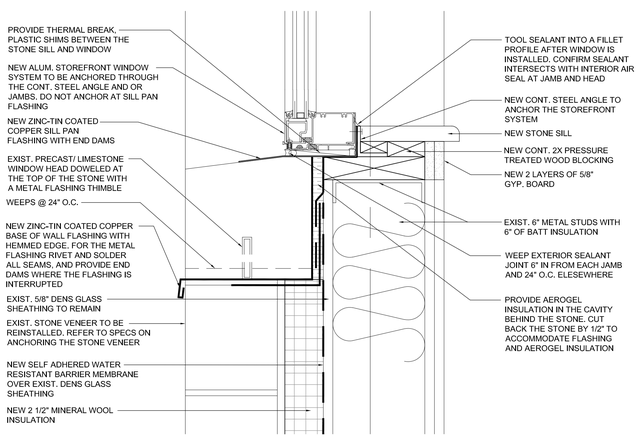

1 SILL DETAIL AT STOREFRONT WINDOW

SCALE: 3" = 1'-0"

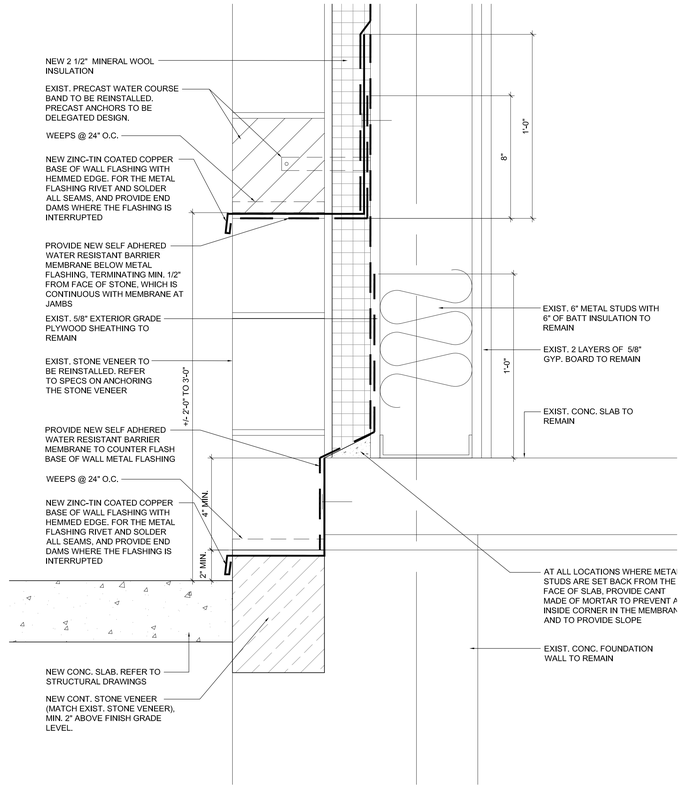

4 DETAIL AT WALL BASE

SCALE: 3" = 1'-0"

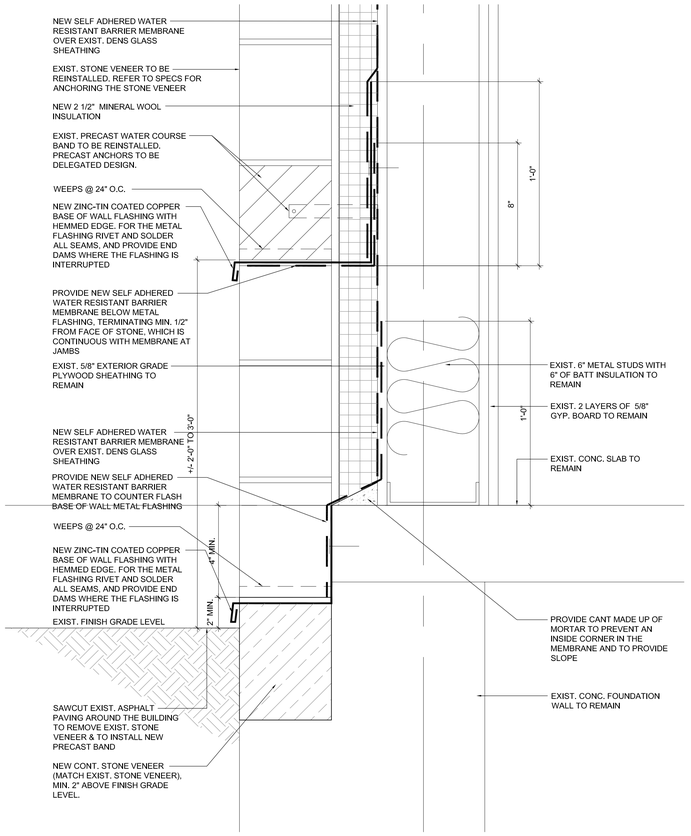

5 DETAIL AT WALL BASE

SCALE: 3" = 1'-0"

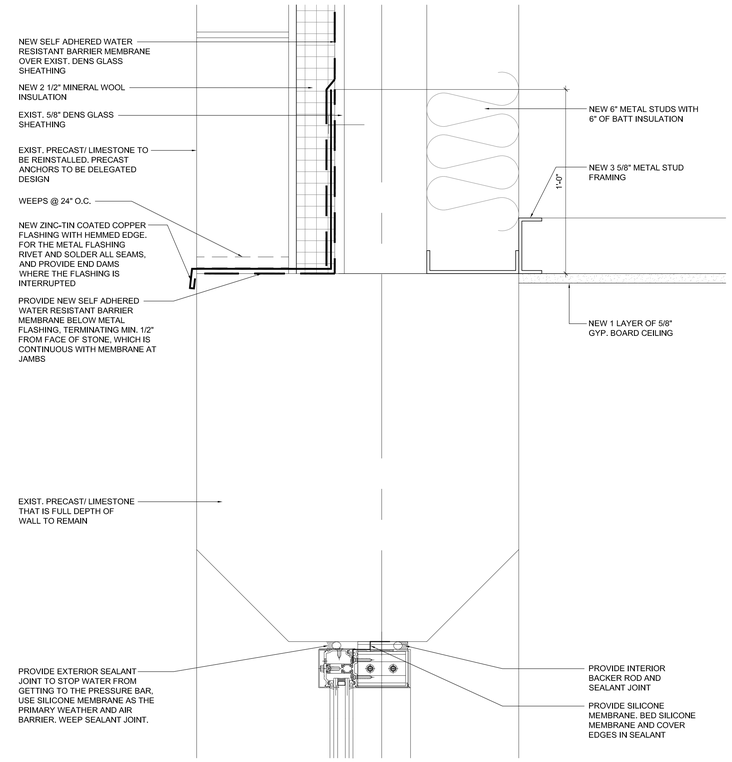

6 HEAD DETAIL AT CURTAIN WALL SYSTEM

SCALE: 3" = 1'-0"

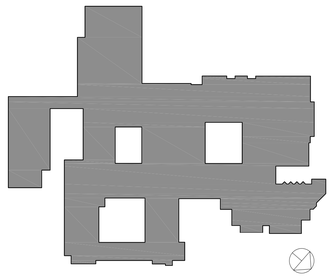

RYE HIGH SCHOOL & MIDDLE SCHOOL KEY PLAN

1" = 100'

Revision Schedule

No.	Description	Date
1	SED SUBMISSION	09/15/2020
3	ISSUED FOR BID	01/19/2021

Geddis Architects

Architecture. Planning. Interiors

71 Old Post Road
P.O. Box 1020
Southport, CT 06890
(203) 256-8700

Fielding International

Transforming Education by Design

259 Water Street Suite 1L
Warren , RI 02885 USA
+1 401-289-2789

BARILE GALLAGHER & ASSOCIATES

CONSULTING ENGINEERS

39 MARBLE AVENUE PLEASANTVILLE, NY 10570
914.328.6060 General@BGA-Eng.com www.BGA-Eng.com

Construction Manager
SAVIN ENGINEERS, P.C.
3 Campus Drive
Pleasantville, NY 10570
914-769-3200

Structural Engineer
ODEH ENGINEERS
1223 Mineral Spring Ave
North Providence, RI 02904
401-724-1771

Civil Engineer
WESTON & SAMPSON
1 Winners Circle, Suite 130
Albany, NY 12205
518-463-4400

Roof Consultant
WATSKY ASSOCIATES INC.
20 Madison Ave
Valhalla, NY 10595
914-948-3450

Acoustic Consultant
DP DESIGN
12 Cold Spring Street
Providence, RI
401-861-3218

AV Consultant
CAVANAUGH TOCCI
327 F Boston Post Road
Sudbury, MA 01776-3027
978-443-7871

SED #: 6618-0001-0005-032

PROJECT

Rye City School District

555 Theodore Fremd Ave, Rye, NY 10580

Rye High School & Middle School

1 Parsons Street, Rye, New York 10580

STOREFRONT SYSTEM DETAILS

PROJECT 4

SEAL & SIGNATURE

DATE: 01/19/21
PROJECT No: 9200
DRAWING BY: Author
CHK BY: Checker
DWG No: A2-313

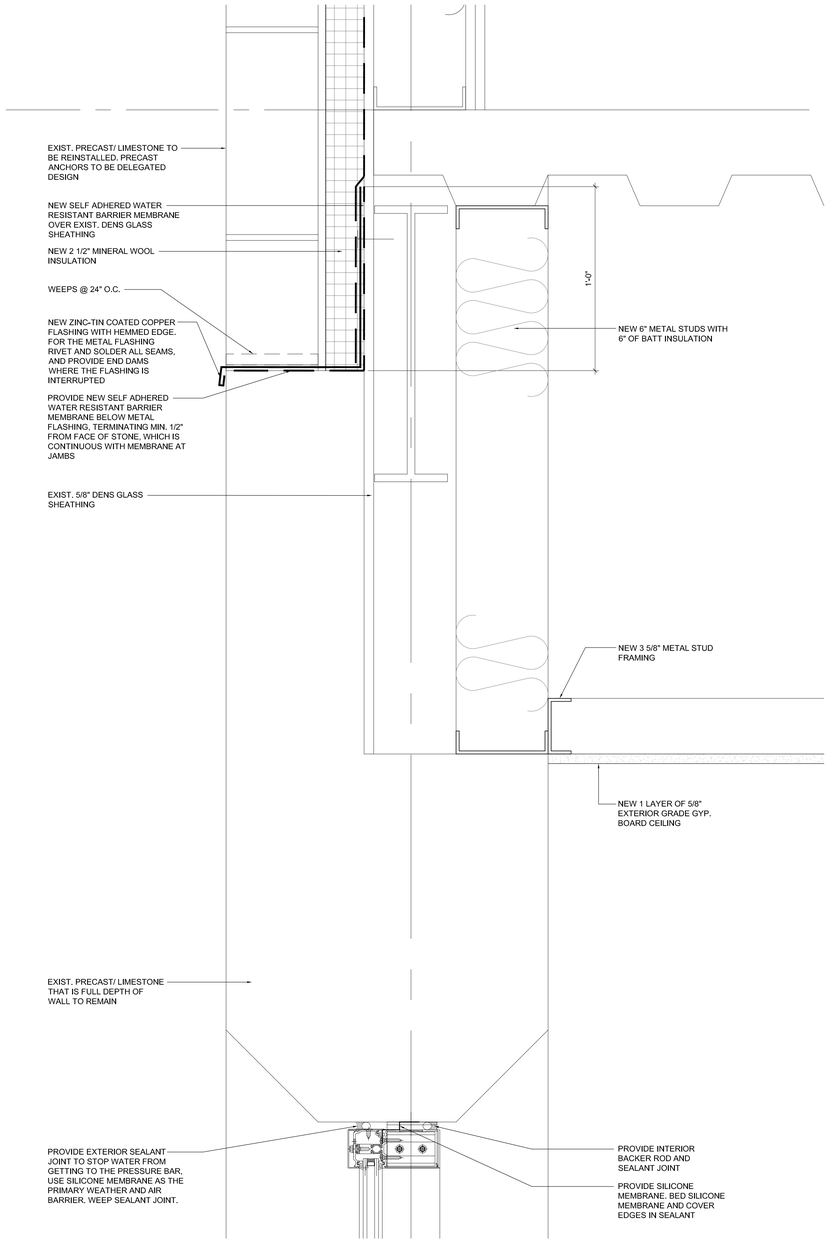

1 HEAD DETAIL AT CURTAIN WALL SYSTEM

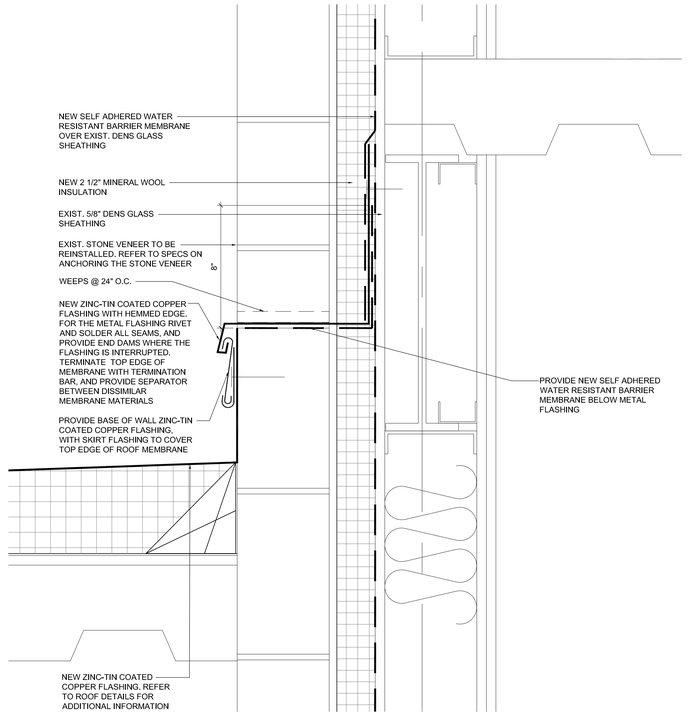

2 DETAIL AT OPEN ENTRANCE VESTIBULE

SCALE: 3" = 1'-0"

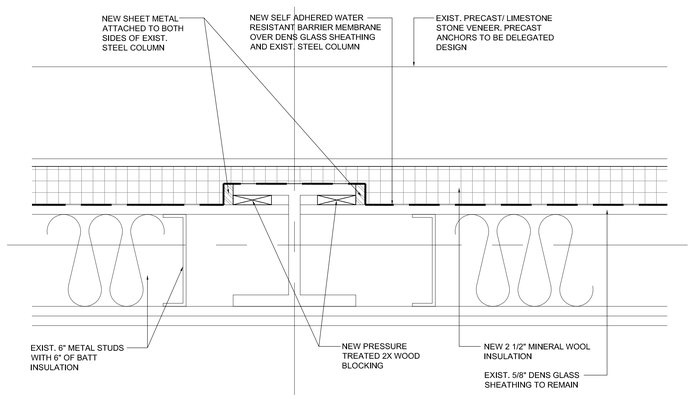

3 TYP. EXTERIOR WALL DETAIL AT COLUMN

SCALE: 3" = 1'-0"

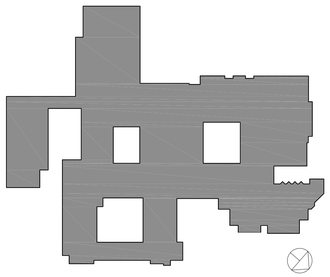

RYE HIGH SCHOOL & MIDDLE SCHOOL KEY PLAN

1" = 100'

Revision Schedule

No.	Description	Date
3	ISSUED FOR BID	01/19/2021

Geddis Architects

Architecture. Planning. Interiors

71 Old Post Road
P.O. Box 1020
Southport, CT 06890
(203) 256-8700

Fielding International

Transforming Education by Design

259 Water Street Suite 1L
Warren , RI 02885 USA
+1 401-289-2789

BARILE GALLAGHER & ASSOCIATES

CONSULTING ENGINEERS

39 MARBLE AVENUE PLEASANTVILLE, NY 10570
914.328.6060 General@BGA-Eng.com www.BGA-Eng.com

Construction Manager
SAVIN ENGINEERS, P.C.
3 Campus Drive
Pleasantville, NY 10570
914-769-3200

Structural Engineer
ODEH ENGINEERS
1223 Mineral Spring Ave
North Providence, RI 02904
401-724-1771

Civil Engineer
WESTON & SAMPSON
1 Winners Circle, Suite 130
Albany, NY 12205
518-463-4400

Roof Consultant
WATSKY ASSOCIATES INC.
20 Madison Ave
Valhalla, NY 10595
914-948-3450

Acoustic Consultant
DP DESIGN
12 Cold Spring Street
Providence, RI
401-861-3218

AV Consultant
CAVANAUGH TOCCI
327 F Boston Post Road
Sudbury, MA 01776-3027
978-443-7871

SED #: 6618-0001-0005-032

PROJECT

Rye City School District

555 Theodore Fremd Ave, Rye, NY 10580

Rye High School & Middle School

1 Parsons Street, Rye, New York 10580

STOREFRONT SYSTEM & COLUMN DETAILS

PROJECT 1

SEAL & SIGNATURE

DATE: 01/19/21
PROJECT No: 9200
DRAWING BY: Author
CHK BY: Checker
DWG No: A2-314

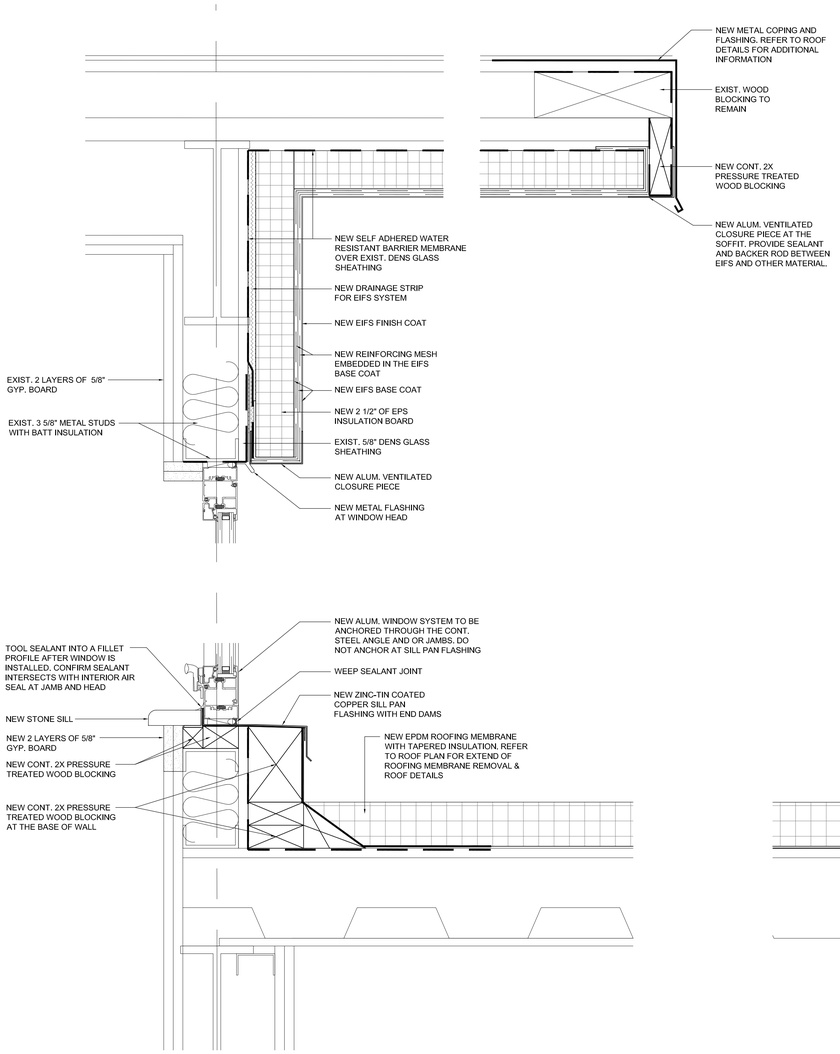

DETAIL AT CLERESTORY WINDOW

1 SCALE: 3" = 1'-0"

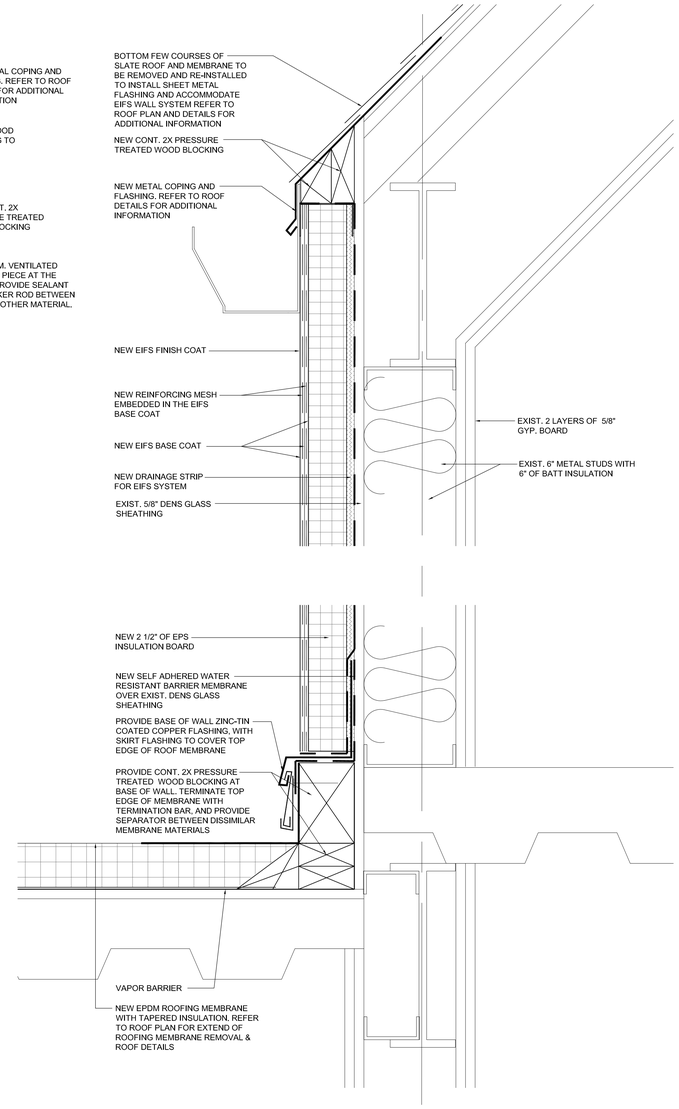

DETAIL AT STAIR TOWER WITH EIFS CLADDING SYSTEM

2 SCALE: 3" = 1'-0"

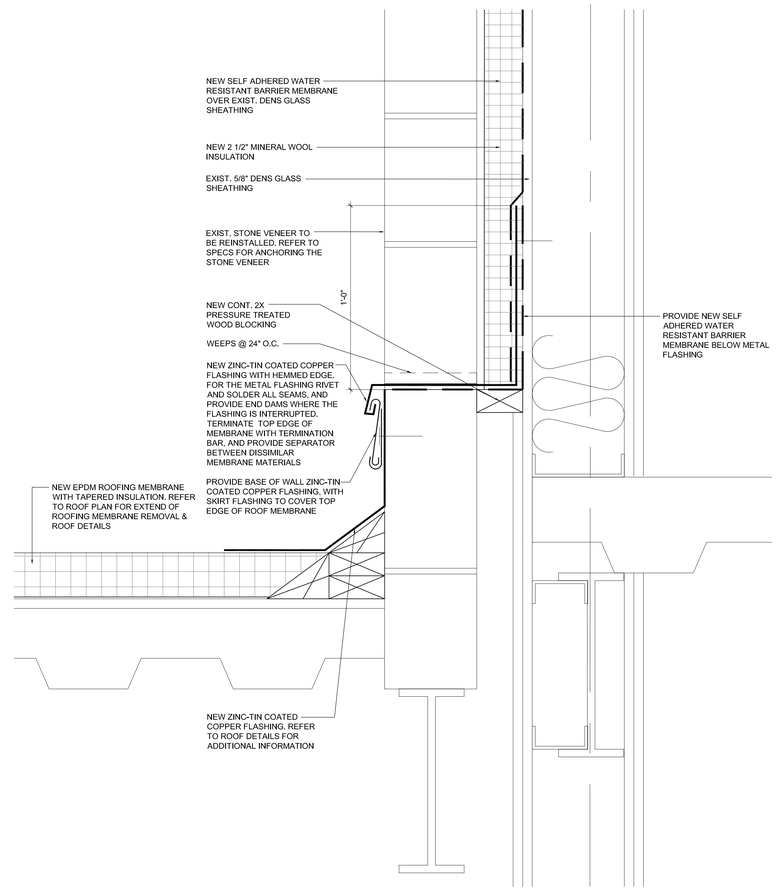

DETAIL AT STAIR TOWER WITH MASONRY

3 SCALE: 3" = 1'-0"

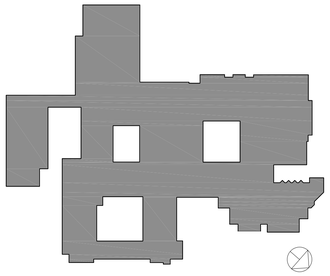

RYE HIGH SCHOOL & MIDDLE SCHOOL KEY PLAN

1" = 100'

Revision Schedule

No.	Description	Date
3	ISSUED FOR BID	01/19/2021

Geddis Architects

Architecture. Planning. Interiors

71 Old Post Road
P.O. Box 1020
Southport, CT 06890
(203) 256-8700

Fielding International

Transforming Education by Design

259 Water Street Suite 1L
Warren , RI 02885 USA
+1 401-289-2789

BARILE GALLAGHER & ASSOCIATES

CONSULTING ENGINEERS

39 MARBLE AVENUE PLEASANTVILLE, NY 10570
914.328.6060 General@BGA-Eng.com www.BGA-Eng.com

Construction Manager
SAVIN ENGINEERS, P.C.
3 Campus Drive
Pleasantville, NY 10570
914-769-3200

Structural Engineer
ODEH ENGINEERS
1223 Mineral Spring Ave
North Providence, RI 02904
401-724-1771

Civil Engineer
WESTON & SAMPSON
1 Winners Circle, Suite 130
Albany, NY 12205
518-463-4400

Roof Consultant
WATSKY ASSOCIATES INC.
20 Madison Ave
Valhalla, NY 10595
914-948-3450

Acoustic Consultant
DP DESIGN
12 Cold Spring Street
Providence, RI
401-861-3218

AV Consultant
CAVANAUGH TOCCI
327 F Boston Post Road
Sudbury, MA 01776-3027
978-443-7871

SED #: 6618-0001-0005-032

PROJECT

Rye City School District

555 Theodore Fremd Ave, Rye, NY 10580

Rye High School & Middle School

1 Parsons Street, Rye, New York 10580

DETAILS AT CLERESTORY AND STAIR TOWER

PROJECT 1

SEAL & SIGNATURE

DATE: 01/19/21
PROJECT No: 9200
DRAWING BY: Author
CHK BY: Checker
DWG No:
A2-315

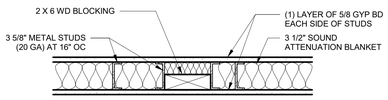

1 BLOCKING DETAIL FOR NEW WALLS

SCALE: 1 1/2" = 1'-0"

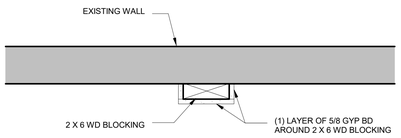

2 BLOCKING DETAIL FOR EXISTING WALLS

SCALE: 1 1/2" = 1'-0"

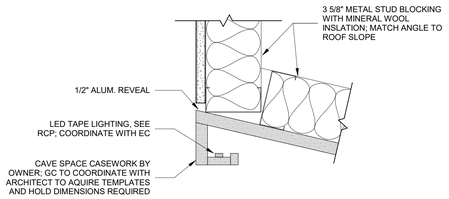

6 Cave Space - Head Detail

SCALE: 3" = 1'-0"

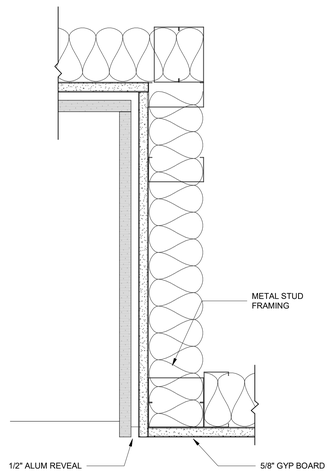

4 Storage cubbies - Jamb Detail

SCALE: 3" = 1'-0"

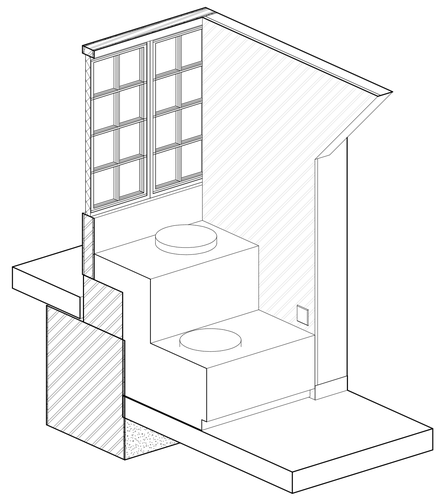

8 Window Seat - Axon

SCALE:

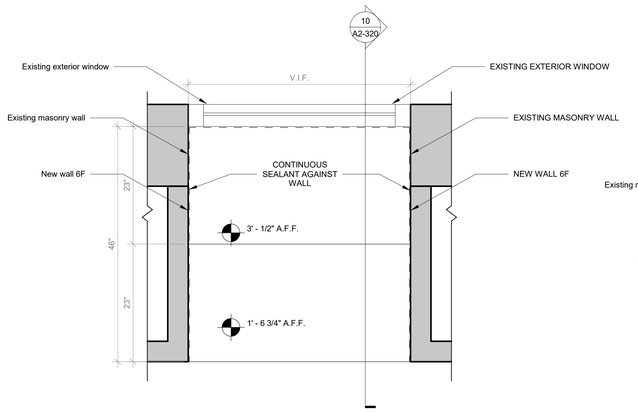

9 Window seat - Floor Plan

SCALE: 1" = 1'-0"

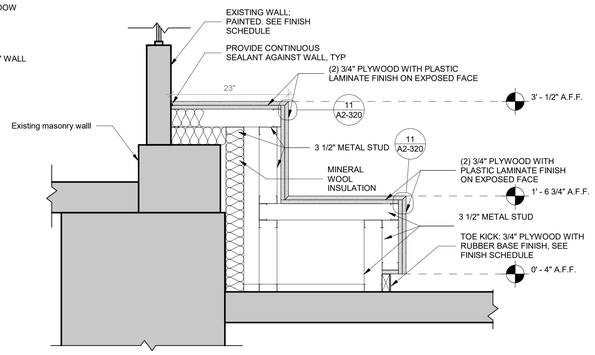

10 Window seat - Section A

SCALE: 1" = 1'-0"

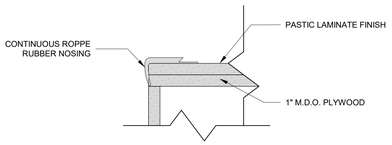

11 Window seat - Nosing

SCALE: 3" = 1'-0"

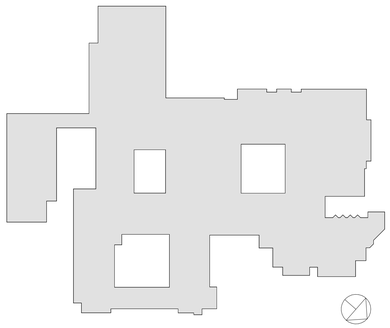

RYE HIGH SCHOOL & MIDDLE SCHOOL KEY PLAN

1" = 100'

Revision Schedule

No.	Description	Date
1	SED SUBMISSION	09/15/2020
2	SED SUBMISSION: Addendum #1	01/11/2021
3	ISSUED FOR BID	01/19/2021

Geddis Architects
Architecture. Planning. Interiors
71 Old Post Road
P.O. Box 1020
Southport, CT 06890
(203) 256-8700

Fielding International
Transforming Education by Design
259 Water Street Suite 1L
Warren , RI 02885 USA
+1 401-289-2789

BARILE GALLAGHER & ASSOCIATES
CONSULTING ENGINEERS
39 MARBLE AVENUE PLEASANTVILLE, NY 10570
914.328.6060 General@BGA-Eng.com www.BGA-Eng.com

Construction Manager
SAVIN ENGINEERS, P.C.
3 Campus Drive
Pleasantville, NY 10570
914-769-3200

Structural Engineer
ODEH ENGINEERS
1223 Mineral Spring Ave
North Providence, RI 02904
401-724-1771

Civil Engineer
WESTON & SAMPSON
1 Winners Circle, Suite 130
Albany, NY 12205
518-463-4400

Roof Consultant
WATSKY ASSOCIATES INC.
20 Madison Ave
Valhalla, NY 10595
914-948-3450

Acoustic Consultant
DP DESIGN
12 Cold Spring Street
Providence, RI
401-861-3218

AV Consultant
CAVANAUGH TOCCI
327 F Boston Post Road
Sudbury, MA 01776-3027
978-443-7871

SED #: 6618-0001-0005-032

PROJECT

Rye City School District

555 Theodore Fremd Ave, Rye, NY 10580

Rye High School & Middle School

1 Parsons Street, Rye, New York 10580

THIRD FLOOR LEARNING COMMUNITY SECTION DETAILS

PROJECT 3

SEAL & SIGNATURE

DATE: 05/19/20
PROJECT No: 9200
DRAWING BY: Author
CHK BY: Checker
DWG No: A2-320

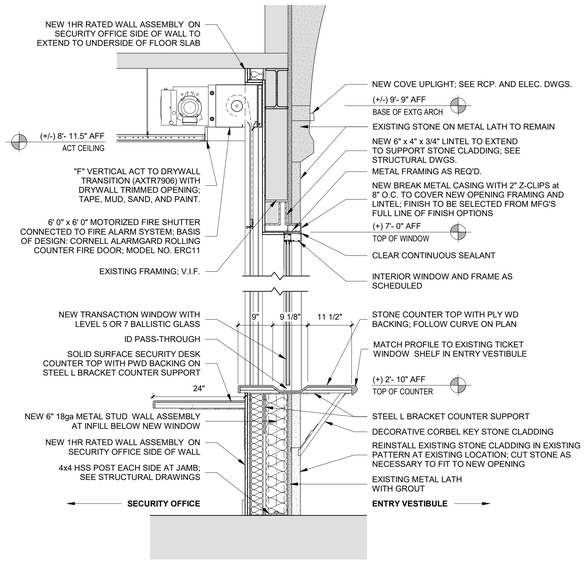

1 HS Entrance Security Window Section
SCALE: 3/4" = 1'-0"

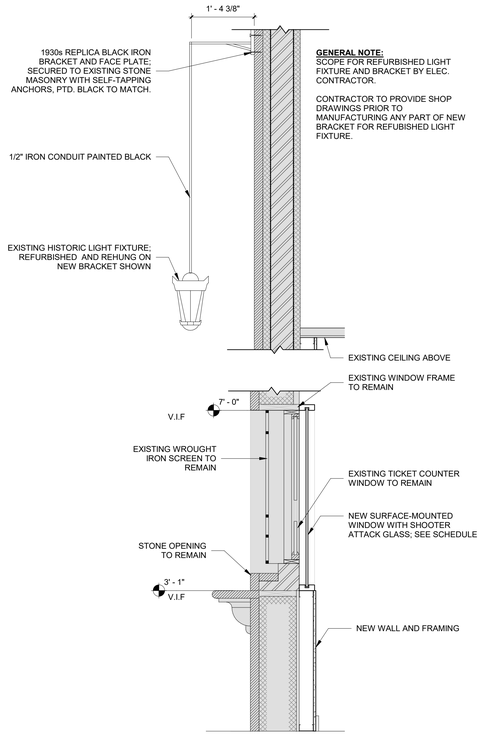

2 HS Entry Vestibule Section Ticket Booth
SCALE: 3/4" = 1'-0"

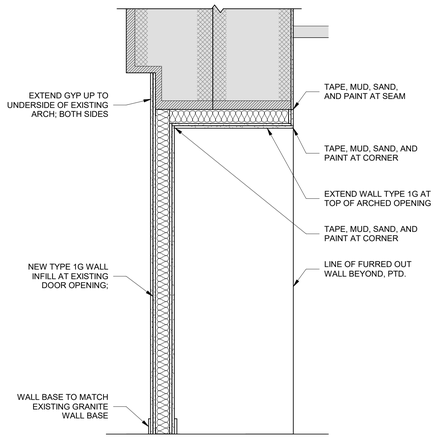

3 HS Entry Wall Infill
SCALE: 3/4" = 1'-0"

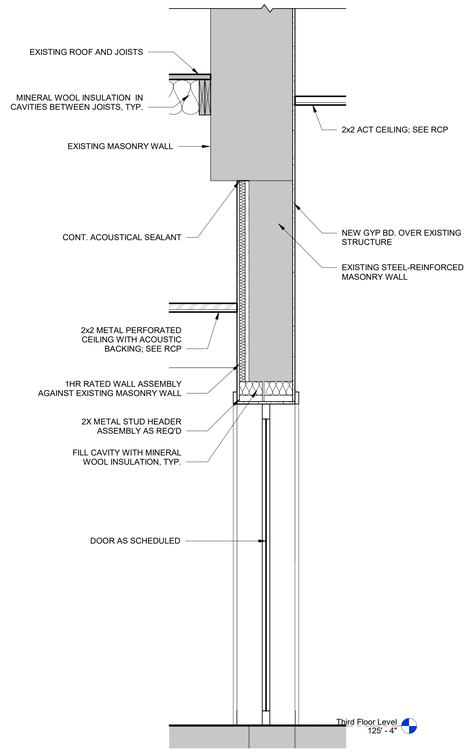

9 Third Floor Wall section at Door 314A
SCALE: 3/4" = 1'-0"

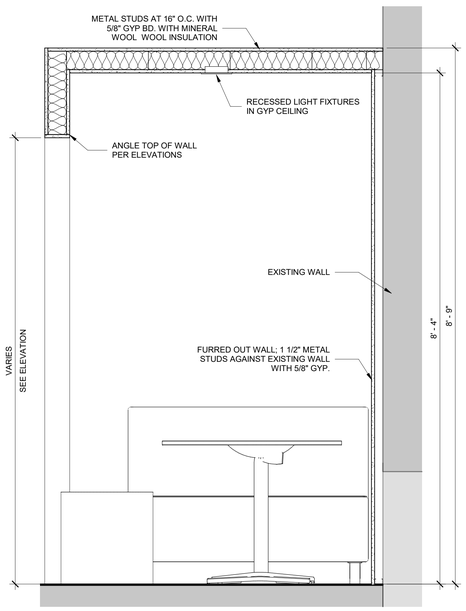

4 HS Third Floor Booth Seating Detail
SCALE: 1" = 1'-0"

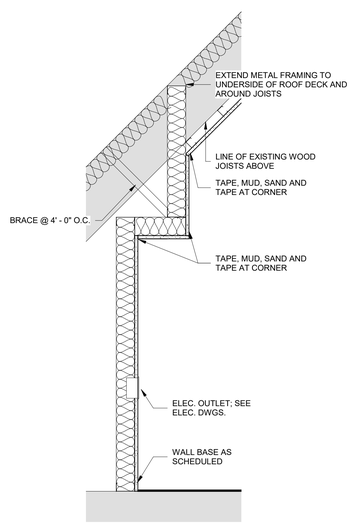

5 HS Third Floor Caddy Storage Section
SCALE: 1" = 1'-0"

Revision Schedule

No.	Description	Date
1	SED SUBMISSION	09/15/2020
2	SED SUBMISSION: Addendum #1	01/11/2021
3	ISSUED FOR BID	01/19/2021

Geddis Architects
Architecture. Planning. Interiors
71 Old Post Road
P.O. Box 1020
Southport, CT 06890
(203) 256-8700

Fielding International
Transforming Education by Design
259 Water Street Suite 1L
Warren , RI 02885 USA
+1 401-289-2789

BARILE GALLAGHER & ASSOCIATES
CONSULTING ENGINEERS
39 MARBLE AVENUE PLEASANTVILLE, NY 10570
914.328.6060 General@BGA-Eng.com www.BGA-Eng.com

Construction Manager
SAVIN ENGINEERS, P.C.
3 Campus Drive
Pleasantville, NY 10570
914-769-3200

Structural Engineer
ODEH ENGINEERS
1223 Mineral Spring Ave
North Providence, RI 02904
401-724-1771

Civil Engineer
WESTON & SAMPSON
1 Winners Circle, Suite 130
Albany, NY 12205
518-463-4400

Roof Consultant
WATSKY ASSOCIATES INC.
20 Madison Ave
Valhalla, NY 10595
914-948-3450

Acoustic Consultant
DP DESIGN
12 Cold Spring Street
Providence, RI
401-861-3218

AV Consultant
CAVANAUGH TOCCI
327 F Boston Post Road
Sudbury, MA 01776-3027
978-443-7871

SED #: 6618-0001-0005-032

PROJECT
Rye City School District
555 Theodore Fremd Ave, Rye, NY 10580

Rye High School & Middle School
1 Parsons Street, Rye, New York 10580

THIRD FLOOR LEARNING COMMUNITY AND HS ENTRY DETAILS

PROJECT 1 & 3

SEAL & SIGNATURE

DATE: 08/27/20
PROJECT No: 9200
DRAWING BY: Author
CHK BY: Checker
DWG No:
A2-321

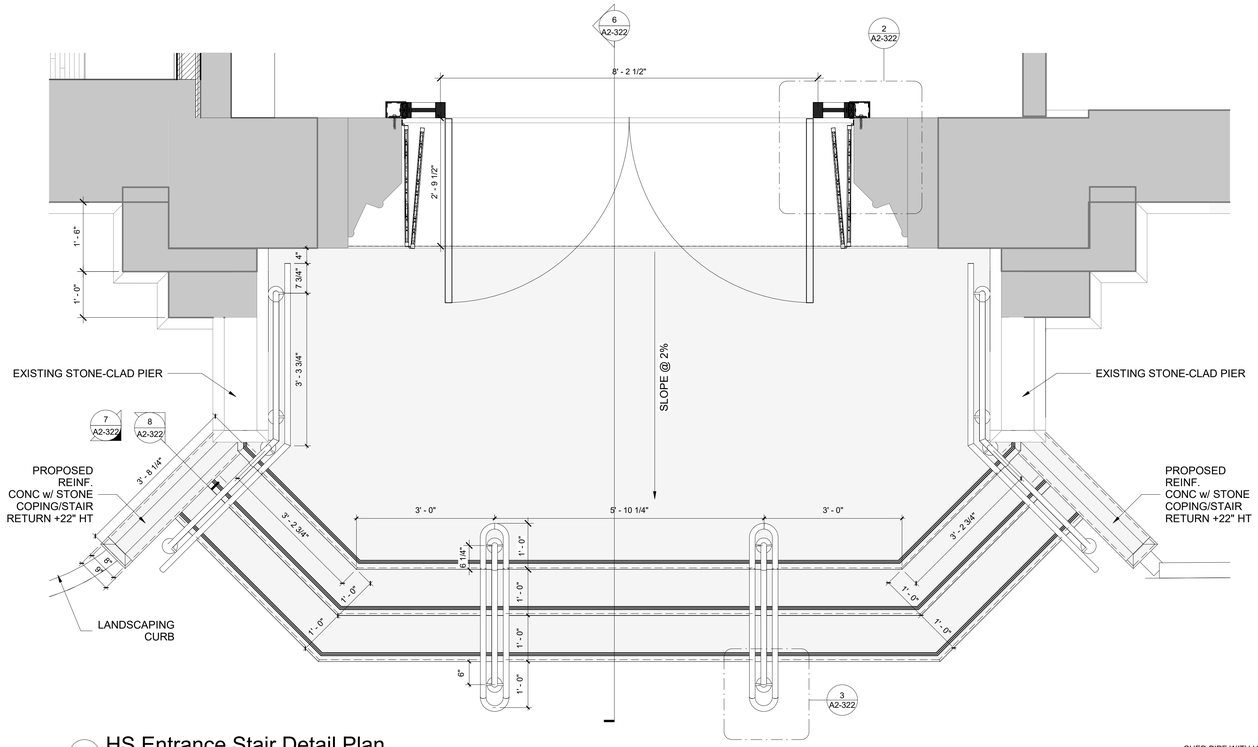

1 HS Entrance Stair Detail Plan

SCALE: 3/4" = 1'-0"

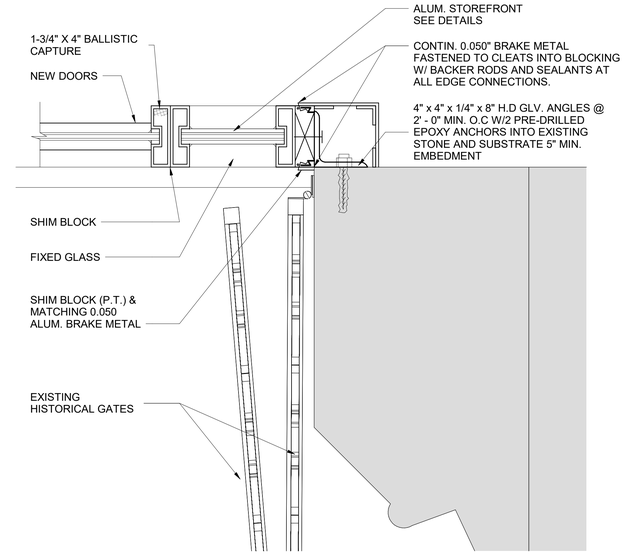

2 HS Entrance Entry JAMB

SCALE: 3" = 1'-0"

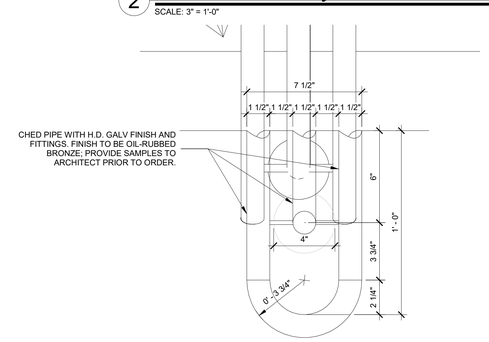

3 HS Entrance Stair Handrail Detail

SCALE: 3" = 1'-0"

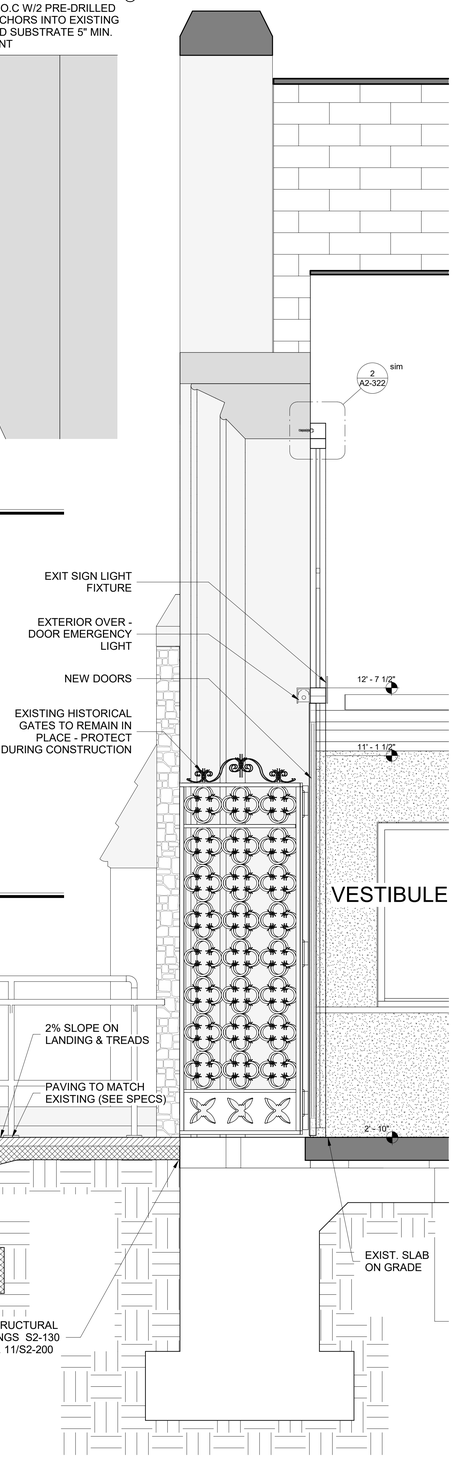

6 High School Entry Vestibule Wall Section

SCALE: 3/4" = 1'-0"

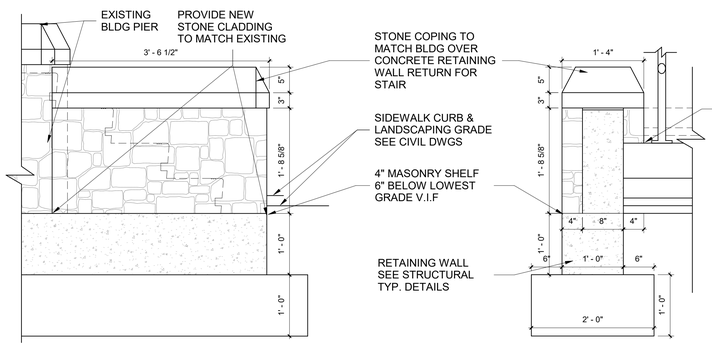

7 PARTIAL ELEVATION

SCALE: 1" = 1'-0"

8 SECTION

SCALE: 1" = 1'-0"

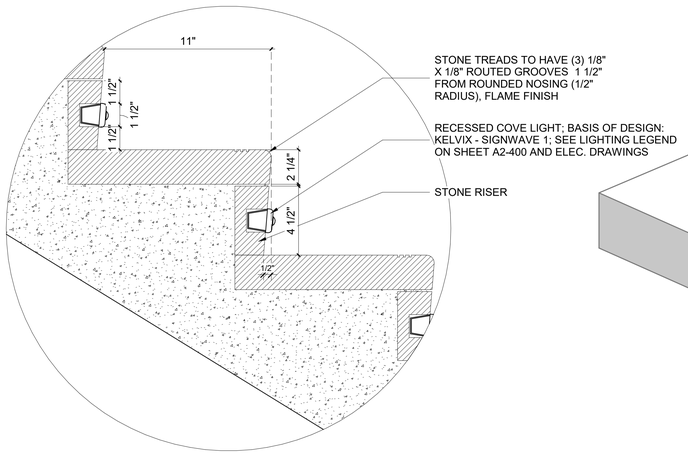

4 HS Entrance Stair Riser Detail

SCALE: 3" = 1'-0"

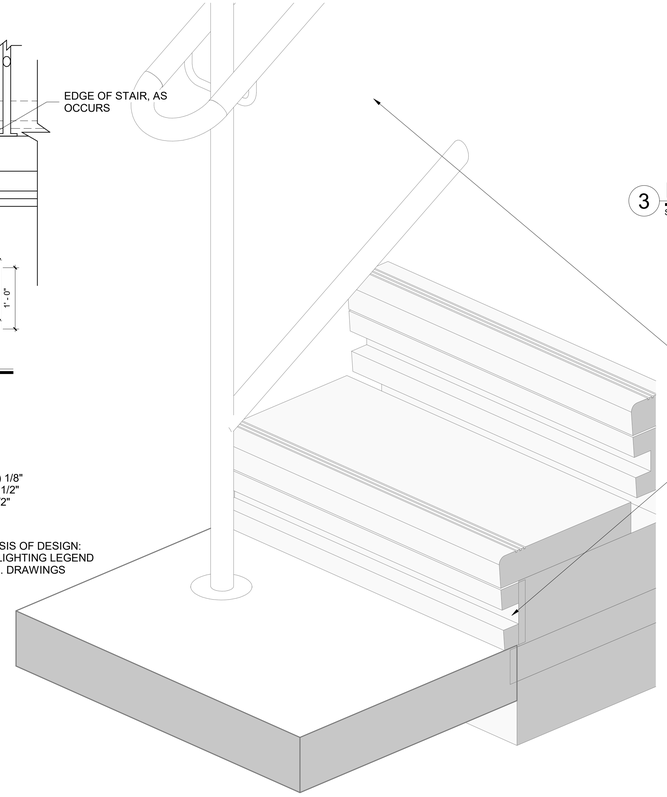

5 HS Entrance Stair 3D View Handrail

N.T.S.

GENERAL NOTE:
REFER TO STRUCTURAL DRAWINGS FOR CONCRETE STAIR AND FOUNDATION TIE-INS

Revision Schedule

No.	Description	Date
1	SED SUBMISSION	09/15/2020
2	SED SUBMISSION: Addendum #1	01/11/2021
3	ISSUED FOR BID	01/19/2021

Geddis Architects
Architecture. Planning. Interiors
71 Old Post Road
P.O. Box 1020
Southport, CT 06890
(203) 256-8700

Fielding International
Transforming Education by Design
259 Water Street Suite 1L
Warren , RI 02885 USA
+1 401-289-2789

BARILE GALLAGHER & ASSOCIATES
CONSULTING ENGINEERS
39 MARBLE AVENUE PLEASANTVILLE, NY 10570
914.328.6060 General@BGA-Eng.com www.BGA-Eng.com

Construction Manager
SAVIN ENGINEERS, P.C.
3 Campus Drive
Pleasantville, NY 10570
914-769-3200

Structural Engineer
ODEH ENGINEERS
1223 Mineral Spring Ave
North Providence, RI 02904
401-724-1771

Civil Engineer
WESTON & SAMPSON
1 Winners Circle, Suite 130
Albany, NY 12205
518-463-4400

Roof Consultant
WATSKY ASSOCIATES INC.
20 Madison Ave
Valhalla, NY 10595
914-948-3450

Acoustic Consultant
DP DESIGN
12 Cold Spring Street
Providence, RI
401-861-3218

AV Consultant
CAVANAUGH TOCCI
327 F Boston Post Road
Sudbury, MA 01776-3027
978-443-7871

SED #: 6618-0001-0005-032

PROJECT

Rye City School District

555 Theodore Fremd Ave, Rye, NY 10580

Rye High School & Middle School

1 Parsons Street, Rye, New York 10580

HIGH SCHOOL ENTRANCE DETAILS

PROJECT 1

SEAL & SIGNATURE

DATE: 05/05/20
PROJECT No: 9200
DRAWING BY: Author
CHK BY: Checker
DWG No: A2-322

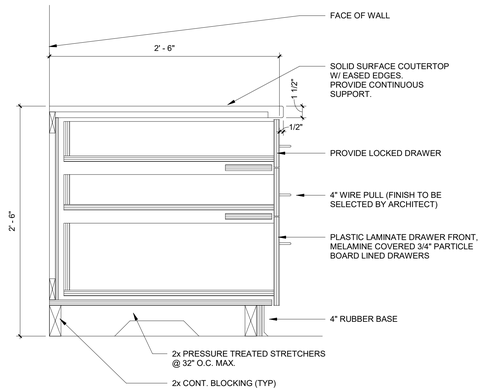

1 Security Desk with Base Cabinet Section

SCALE: 1 1/2" = 1'-0"

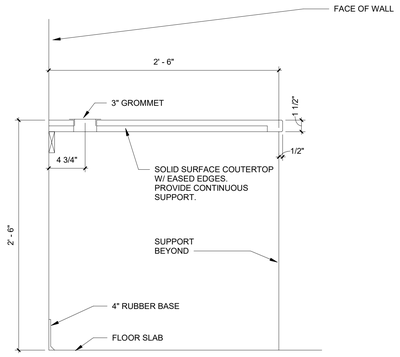

2 Security Desk Section

SCALE: 1 1/2" = 1'-0"

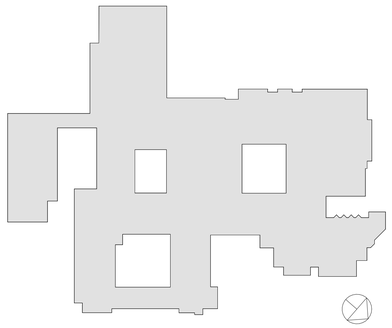

RYE HIGH SCHOOL & MIDDLE SCHOOL KEY PLAN

1" = 100'

Revision Schedule

No.	Description	Date
1	SED SUBMISSION	09/15/2020
3	ISSUED FOR BID	01/19/2021

Geddis Architects

Architecture. Planning. Interiors

71 Old Post Road
P.O. Box 1020
Southport, CT 06890
(203) 256-8700

Fielding International

Transforming Education by Design

259 Water Street Suite 1L
Warren , RI 02885 USA
+1 401-289-2789

BARILE GALLAGHER & ASSOCIATES

CONSULTING ENGINEERS

39 MARBLE AVENUE PLEASANTVILLE, NY 10570
914.328.6060 General@BGA-Eng.com www.BGA-Eng.com

Construction Manager
SAVIN ENGINEERS, P.C.
3 Campus Drive
Pleasantville, NY 10570
914-769-3200

Structural Engineer
ODEH ENGINEERS
1223 Mineral Spring Ave
North Providence, RI 02904
401-724-1771

Civil Engineer
WESTON & SAMPSON
1 Winners Circle, Suite 130
Albany, NY 12205
518-463-4400

Roof Consultant
WATSKY ASSOCIATES INC.
20 Madison Ave
Valhalla, NY 10595
914-948-3450

Acoustic Consultant
DP DESIGN
12 Cold Spring Street
Providence, RI
401-861-3218

AV Consultant
CAVANAUGH TOCCI
327 F Boston Post Road
Sudbury, MA 01776-3027
978-443-7871

SED #: 6618-0001-0005-032

PROJECT

Rye City School District

555 Theodore Fremd Ave, Rye, NY 10580

Rye High School & Middle School

1 Parsons Street, Rye, New York 10580

MIDDLE SCHOOL SECURITY OFFICE CASEWORK

PROJECT 1

SEAL & SIGNATURE

DATE: 09/10/20
PROJECT No: 9200
DRAWING BY: Author
CHK BY: Checker
DWG No:
A2-323

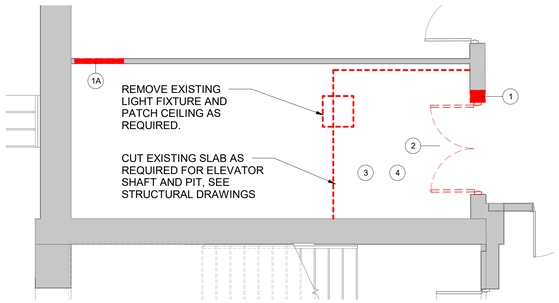

1 First Floor Elevator Demolition Plan

SCALE: 1/4" = 1'-0"

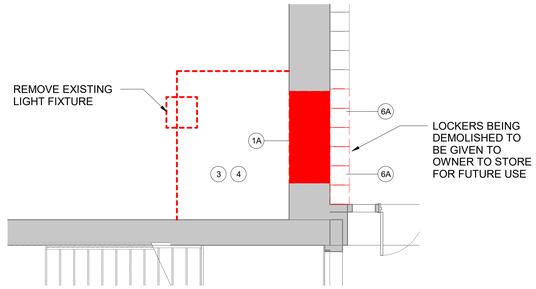

2 Second Floor Elevator Demolition Plan

SCALE: 1/4" = 1'-0"

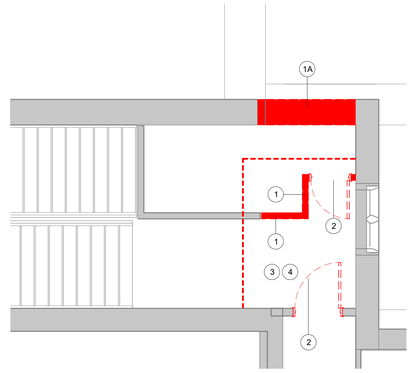

3 Third Floor Elevator Demolition Plan

SCALE: 1/4" = 1'-0"

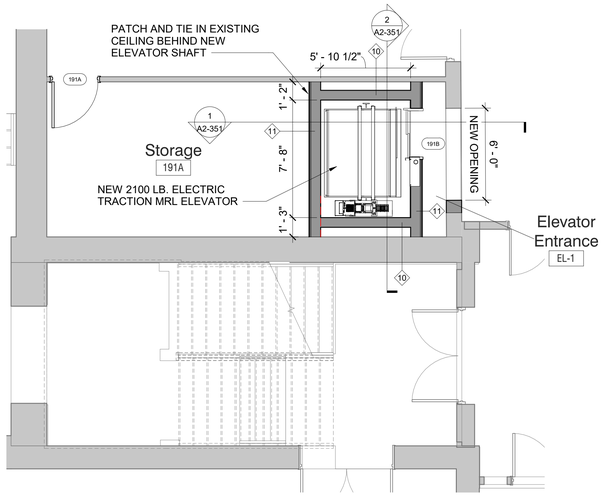

4 First Floor Elevator Plan

SCALE: 1/4" = 1'-0"

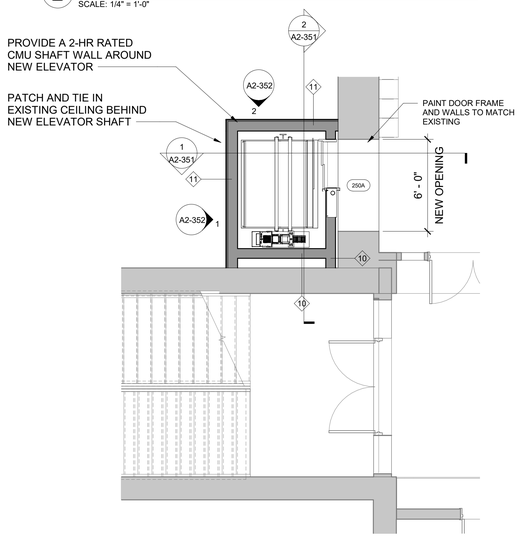

5 Second Floor Elevator Plan

SCALE: 1/4" = 1'-0"

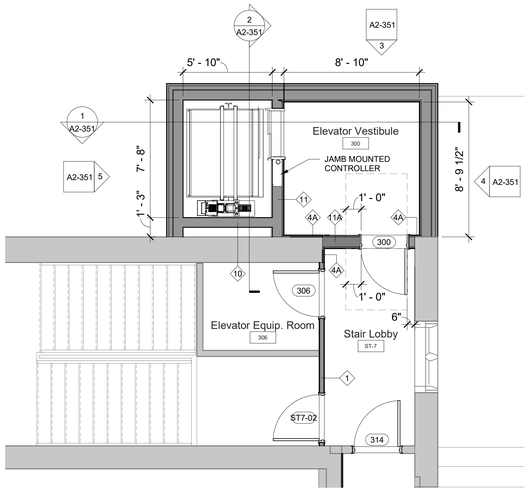

6 Third Floor Elevator Plan

SCALE: 1/4" = 1'-0"

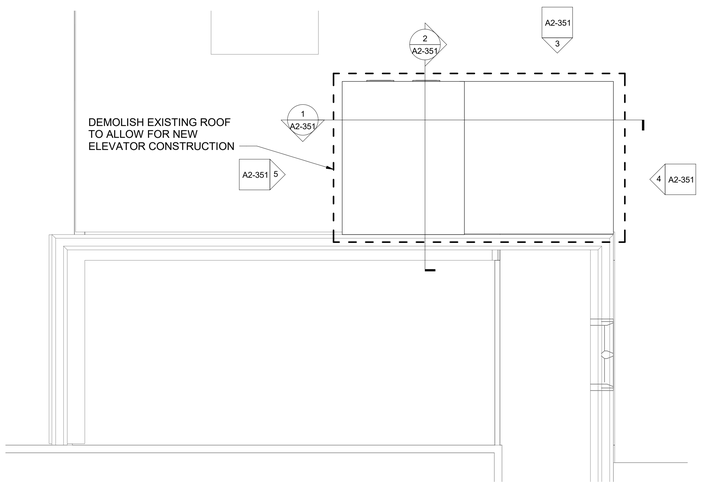

7 Elevator Roof Plan

SCALE: 1/4" = 1'-0"

Demolition Keynote Legend Phase 2	
Key Value	Keynote Text
1	REMOVE EXISTING MASONRY/GYP. BD/TILE WALL ASSEMBLY.
1A	REMOVE EXISTING MASONRY/GYP. BD/TILE WALL ASSEMBLY TO CREATE A DOOR OPENING. SEE DOOR SCHEDULE.
1B	REMOVE EXISTING GYP. BD./ TILE ON TAG SIDE OF THE WALL. EXISTING STUDS TO REMAIN.
1C	REMOVE EXISTING MASONRY/GYP. BD/TILE WALL ASSEMBLY TO CREATE A WINDOW OPENING. SEE WINDOW TYPES.
1D	EXISTING STONE VENEER/PRECAST/LIMESTONE TO BE REMOVED AND STORED TO BE RE-INSTALLED. SEE DEMO AND PROPOSED DRAWINGS FOR EXTENT OF WORK.
2	REMOVE EXISTING DOOR, FRAME AND ASSOCIATED HARDWARE.
2A	REMOVE EXISTING EXTERIOR WINDOW, FRAME AND ASSOCIATED HARDWARE.
2B	REMOVE EXISTING INTERIOR WINDOW, FRAME AND ASSOCIATED HARDWARE.
2C	REMOVE EXISTING EXTERIOR LOUVER, FRAME, SILL & ACCOCIATED HARDWARE
3	REMOVE EXISTING FLOORING, BASE, ADHESIVE AND ALL APPLIED ACCESSORIES. FLASH PATCH AS REQUIRED TO ACHIEVE SMOOTH AND LEVEL SUBSTRATE PER MANUF. SPEC. FOR NEW FLOORING. PITCH TO NEW FLOOR DRAINS.
4	REMOVE EXISTING GYP. BD. CEILINGS, CEILING GRID, TILES & SOFFITS BELOW STRUCTURAL DECK. REMOVE EXISTING LIGHT FIXTURES AND DEVICES.
5	REMOVE EXISTING PLUMBING FIXTURES, TOILET PARTITIONS & ASSOCIATED PLUMBING AND ACCESSORIES.
6	REMOVE EXISTING MILLWORK COUNTER, CABINETS AND SHELVING.
6A	REMOVE EXISTING LOCKERS AND ASSOCIATED HARDWARE.

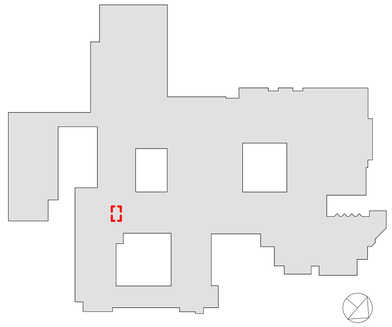

RYE HIGH SCHOOL & MIDDLE SCHOOL KEY PLAN

1" = 100'

Revision Schedule

No.	Description	Date
1	SED SUBMISSION	09/15/2020
2	SED SUBMISSION: Addendum #1	01/11/2021
3	ISSUED FOR BID	01/19/2021

Geddis Architects

Architecture. Planning. Interiors

71 Old Post Road
P.O. Box 1020
Southport, CT 06890
(203) 256-8700

Fielding International

Transforming Education by Design

259 Water Street Suite 1L
Warren , RI 02885 USA
+1 401-289-2789

BARILE GALLAGHER & ASSOCIATES

CONSULTING ENGINEERS

39 MARBLE AVENUE PLEASANTVILLE, NY 10570
914.328.6060 General@BGA-Eng.com www.BGA-Eng.com

Construction Manager
SAVIN ENGINEERS, P.C.
3 Campus Drive
Pleasantville, NY 10570
914-769-3200

Structural Engineer
ODEH ENGINEERS
1223 Mineral Spring Ave
North Providence, RI 02904
401-724-1771

Civil Engineer
WESTON & SAMPSON
1 Winners Circle, Suite 130
Albany, NY 12205
518-463-4400

Roof Consultant
WATSKY ASSOCIATES INC.
20 Madison Ave
Valhalla, NY 10595
914-948-3450

Acoustic Consultant
DP DESIGN
12 Cold Spring Street
Providence, RI
401-861-3218

AV Consultant
CAVANAUGH TOCCI
327 F Boston Post Road
Sudbury, MA 01776-3027
978-443-7871

SED #: 6618-0001-0005-032

PROJECT

Rye City School District

555 Theodore Fremd Ave, Rye, NY 10580

Rye High School & Middle School

1 Parsons Street, Rye, New York 10580

ELEVATOR DEMOLITION AND FLOOR PLANS

PROJECT 3

SEAL & SIGNATURE

DATE: 01/19/21
PROJECT No: 9200
DRAWING BY: Author
CHK BY: Checker
DWG No:
A2-350

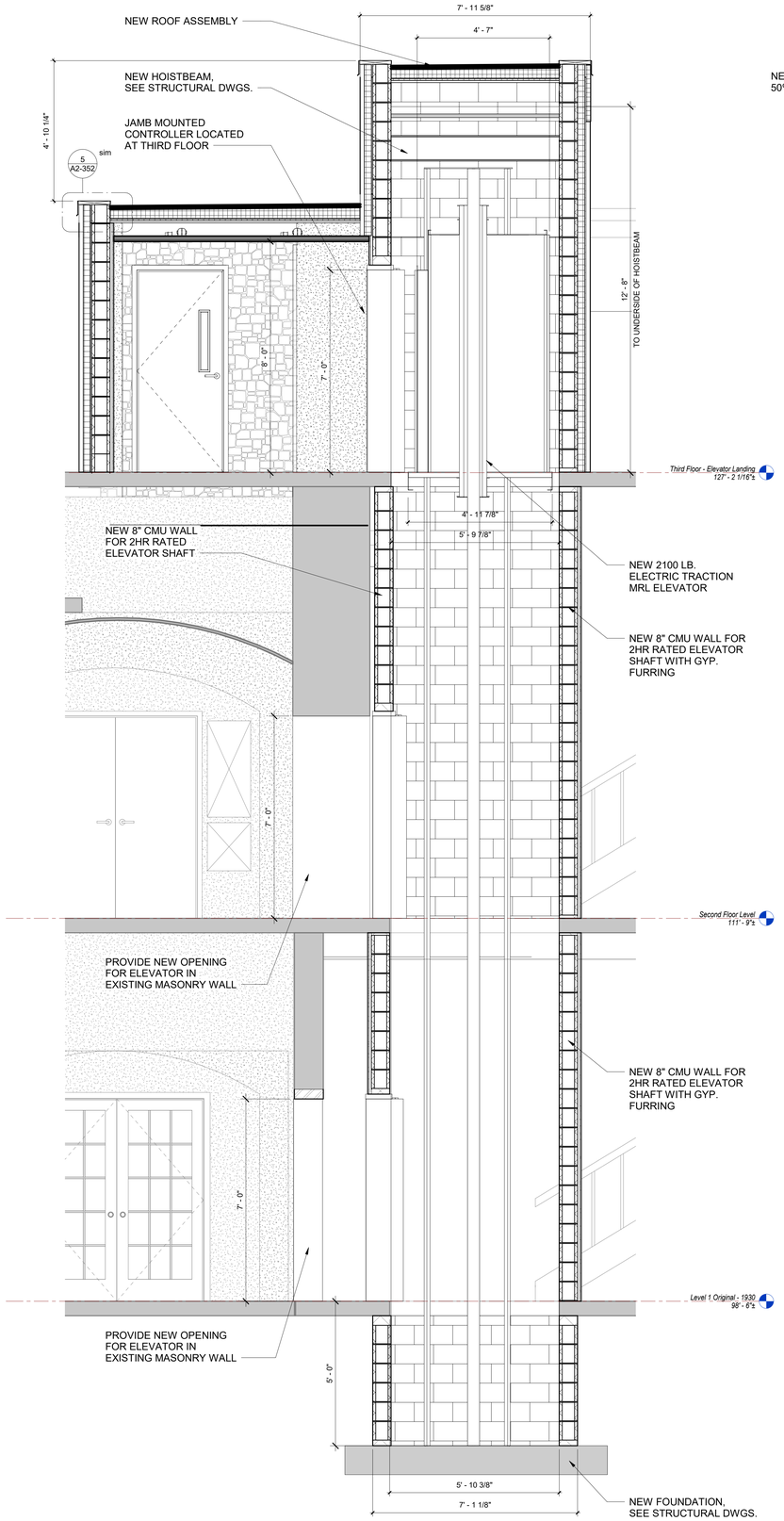

1 Elevator Section 1

SCALE: 1/2" = 1'-0"

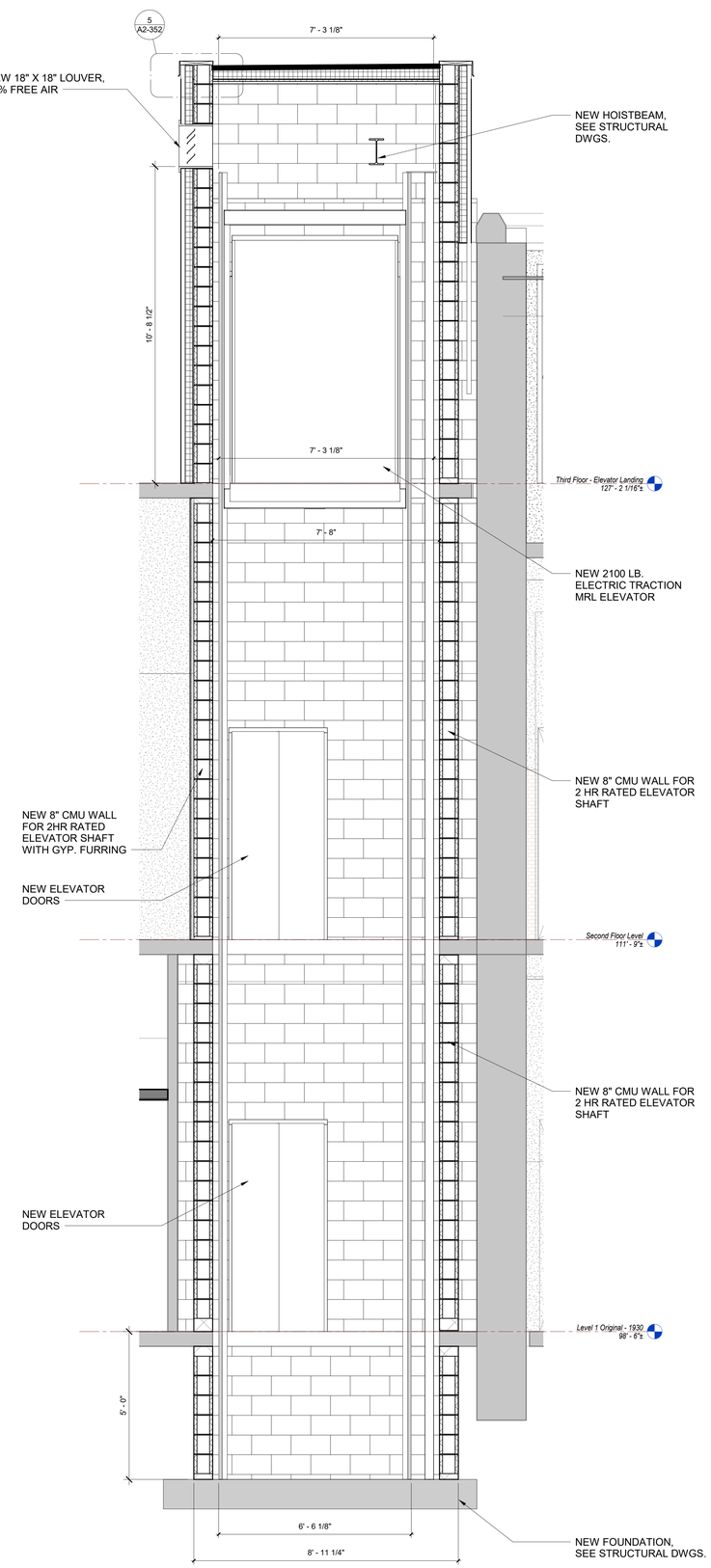

2 Elevator Section 2

SCALE: 1/2" = 1'-0"

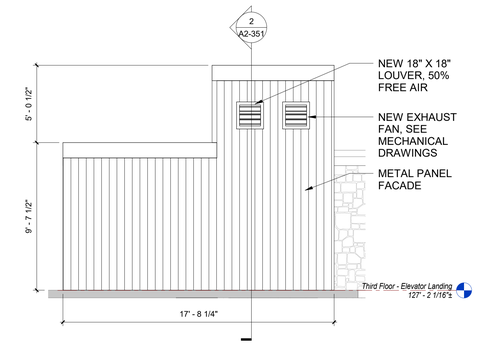

3 Elevator Exterior Elevation A

SCALE: 1/4" = 1'-0"

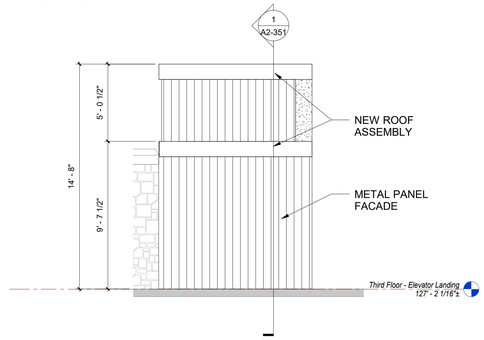

4 Elevator Exterior Elevation B

SCALE: 1/4" = 1'-0"

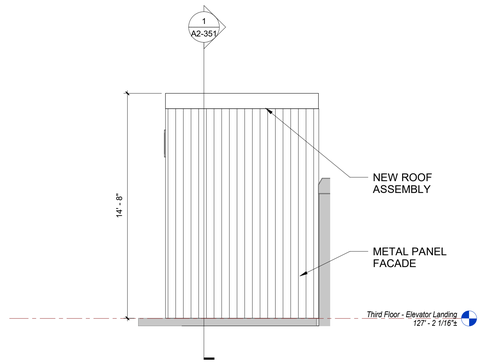

5 Elevator Exterior Elevation C

SCALE: 1/4" = 1'-0"

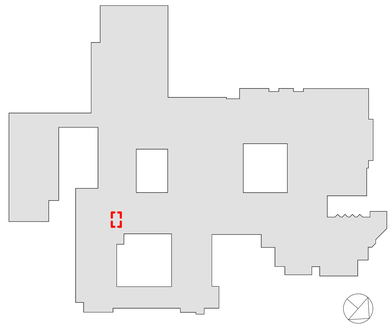

RYE HIGH SCHOOL & MIDDLE SCHOOL KEY PLAN

1" = 100'

Revision Schedule

No.	Description	Date
1	SED SUBMISSION	09/15/2020
3	ISSUED FOR BID	01/19/2021

Geddis Architects

Architecture. Planning. Interiors

71 Old Post Road
P.O. Box 1020
Southport, CT 06890
(203) 256-8700

Fielding International

Transforming Education by Design

259 Water Street Suite 1L
Warren , RI 02885 USA
+1 401-289-2789

BARILE GALLAGHER & ASSOCIATES

CONSULTING ENGINEERS

39 MARBLE AVENUE PLEASANTVILLE, NY 10570
914.328.6060 General@BGA-Eng.com www.BGA-Eng.com

Construction Manager
SAVIN ENGINEERS, P.C.
3 Campus Drive
Pleasantville, NY 10570
914-769-3200

Structural Engineer
ODEH ENGINEERS
1223 Mineral Spring Ave
North Providence, RI 02904
401-724-1771

Civil Engineer
WESTON & SAMPSON
1 Winners Circle, Suite 130
Albany, NY 12205
518-463-4400

Roof Consultant
WATSKY ASSOCIATES INC.
20 Madison Ave
Valhalla, NY 10595
914-948-3450

Acoustic Consultant
DP DESIGN
12 Cold Spring Street
Providence, RI
401-861-3218

AV Consultant
CAVANAUGH TOCCI
327 F Boston Post Road
Sudbury, MA 01776-3027
978-443-7871

SED #: 6618-0001-0005-032

PROJECT

Rye City School District

555 Theodore Fremd Ave, Rye, NY 10580

Rye High School & Middle School

1 Parsons Street, Rye, New York 10580

ELEVATOR SECTIONS

PROJECT 3

SEAL & SIGNATURE

DATE: 01/19/21
PROJECT No: 9200
DRAWING BY: Author
CHK BY: Checker
DWG No: A2-351

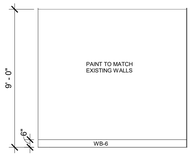

1 Wall of Room 250 - A
SCALE: 1/4" = 1'-0"

2 Wall of Room 250 - B
SCALE: 1/4" = 1'-0"

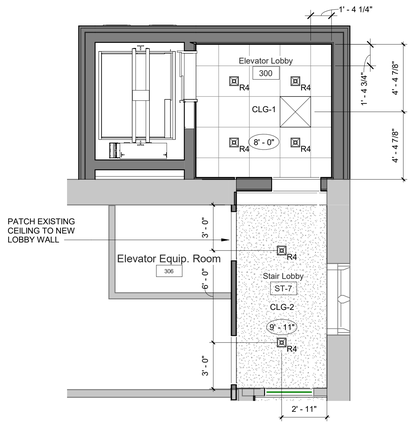

3 Third Floor Elevator Lobby RCP
SCALE: 1/4" = 1'-0"

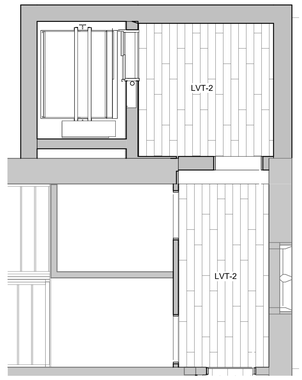

4 Third Floor Elevator Lobby Floor Finish Plan
SCALE: 1/4" = 1'-0"

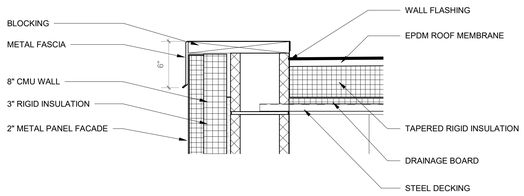

5 Elevator Roof Section Detail
SCALE: 1 1/2" = 1'-0"

NOTES

1. SEE DRAWING A2-400 FOR CEILING FIXTURE AND MATERIAL LEGENDS.

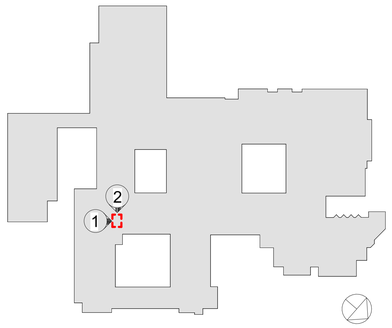

RYE HIGH SCHOOL & MIDDLE SCHOOL KEY PLAN
1" = 100'

Revision Schedule

No.	Description	Date
1	SED SUBMISSION	09/15/2020
3	ISSUED FOR BID	01/19/2021

Geddis Architects
Architecture. Planning. Interiors
71 Old Post Road
P.O. Box 1020
Southport, CT 06890
(203) 256-8700

Fielding International
Transforming Education by Design
259 Water Street Suite 1L
Warren , RI 02885 USA
+1 401-289-2789

BARILE GALLAGHER & ASSOCIATES
CONSULTING ENGINEERS
39 MARBLE AVENUE PLEASANTVILLE, NY 10570
914.328.6060 General@BGA-Eng.com www.BGA-Eng.com

Construction Manager
SAVIN ENGINEERS, P.C.
3 Campus Drive
Pleasantville, NY 10570
914-769-3200

Structural Engineer
ODEH ENGINEERS
1223 Mineral Spring Ave
North Providence, RI 02904
401-724-1771

Civil Engineer
WESTON & SAMPSON
1 Winners Circle, Suite 130
Albany, NY 12205
518-463-4400

Roof Consultant
WATSKY ASSOCIATES INC.
20 Madison Ave
Valhalla, NY 10595
914-948-3450

Acoustic Consultant
DP DESIGN
12 Cold Spring Street
Providence, RI
401-861-3218

AV Consultant
CAVANAUGH TOCCI
327 F Boston Post Road
Sudbury, MA 01776-3027
978-443-7871

SED #: 6618-0001-0005-032

PROJECT
Rye City School District
555 Theodore Fremd Ave, Rye, NY 10580

Rye High School & Middle School
1 Parsons Street, Rye, New York 10580

ELEVATOR VESTIBULE REFLECTED CEILING PLAN & INTERIOR ELEVATIONS

PROJECT 3

SEAL & SIGNATURE

DATE: 01/19/21
PROJECT No: 9200
DRAWING BY: Author
CHK BY: Checker
DWG No:
A2-352

CEILING FIXTURE LEGEND

ARCHITECTURAL LIGHTING

R1 — **RECESSED 2'X2' LIGHT:**
BASIS OF DESIGN: LITHONIA LIGHTING EPANL LED FLAT PANEL
EPANL 2X2 4000LM 80CRI 35K MIN1 ZT MVOLT WITH DGA22 DRYWALL ADAPTER

R2 — **RECESSED 2'X2' LIGHT:**
BASIS OF DESIGN: MARK ARCHITECTURAL LIGHTING WHSPR LED TOFFER
WHSPR 2X2 4800LM 35K 90CRI MIN1 MVOLT

R4 — **RECESSED 6" SQUARE LIGHT:**
BASIS OF DESIGN: PATHWAY LIGHTING CALIBER PLUS 6" LED SQUARE SERIES
6SQLBV-10-35K-EX-W50-DA-6SQLBVSCL

R4B — **RECESSED 6" SQUARE LIGHT:**
BASIS OF DESIGN: PATHWAY LIGHTING CALIBER PLUS 6" LED SQUARE SERIES
6SQLBV-20-35K-EX-W50-DA-6SQLBVSCL

R5 — **RECESSED 6" SQUARE IMPACT RESISTANT LIGHT:**
BASIS OF DESIGN: PATHWAY LIGHTING CALIBER PLUS 6" LED SQUARE SERIES
6SQLBV-10-35K-E-X-L-DA-6SQLBVL8SCLPF WITH IMPACT RESISTANT LENS

R8 — **RECESSED DIRECTIONAL LIGHT:**
BASIS OF DESIGN: LUMENWERX - VOILA 4" ROUND DOWNLIGHT.
VO4RR-OF-ADJ-UNV-14W-D1-VO4-SW-60-2-80-35-LS-VO4RR-SDL-SR-TMW-TRM-TMW

R9 — **CEILING GRID RECESSED LINEAR LIGHT:**
BASIS OF DESIGN: T-BAR FLEX 15/16" BLOCK CLEAR DIFFUSING LENS
TBFL MW 22 24 D A W

R10 — **RECESSED STAIR LIGHTING:**
BASIS OF DESIGN: KELVIX - SIGNWAVE 1 (INDOOR/OUTDOOR) SW-1 FLEXIBLE LIGHTING SYSTEM
SW1-see plan-35K-as needed; SEE DETAILS FOR HS ENTRY STAIRS

P1 — **8' DIRECT/INDIRECT LINEAR PENDANT WITH LOUVERS:**
BASIS OF DESIGN: AXIS STENCIL D/I PENDANT
AXIS STLDI-SLI-500-DML-600-8-80-35-W-UNV
ALTERNATE: MARK ARCHITECTURAL LIGHTING SLOT 1
S4LID LCB 6FT MSL8 80CRI 35K 800LMF I80CRI I35K I800LMF
BW MIN1 SCT LVRRA SLV F1 36A RDCY SLVCY WCRD

P2 — **6' DIRECT/INDIRECT LINEAR PENDANT WITH LOUVERS:**
BASIS OF DESIGN: AXIS STENCIL D/I PENDANT
AXIS STLDI-SLI-500-DML-600-6-80-35-W-UNV
ALTERNATE: MARK ARCHITECTURAL LIGHTING SLOT 1
S4LID LCB 4FT MSL8 80CRI 35K 800LMF I80CRI I35K I800LMF
BW MIN1 SCT LVRRA SLV F1 36A RDCY SLVCY WCRD

P3 — **4' DIRECT/INDIRECT LINEAR PENDANT WITH LOUVERS:**
BASIS OF DESIGN: AXIS STENCIL D/I PENDANT
AXIS STLDI-SLI-500-DML-600-4-80-35-W-UNV
ALTERNATE: MARK ARCHITECTURAL LIGHTING SLOT 1
S1LI LLP 12FT MSL12 I90CRI I35K I1200LMF BW MIN1
MVOLT WHT WEC ZT F1/36A RDCY WHTCY WCRD

P4 — **CONTINUOUS INDIRECT/DIRECT LINEAR PENDANT WITH ACRYLIC DIFFUSER:**
BASIS OF DESIGN: MARK ARCHITECTURAL LIGHTING SLOT 1 LED - DIRECT/INDIRECT PENDANT PATTERNS
S1LIDP-OPP-see plan-90CRI-35K-200LMF-I90CRI-I35K-I400LMF-BW-MIN1-- QCGFW--WHT- - - -36A-RDCY-WHTCY-WCRD

P5-W — **ACCENT PENDANT WHITE:**
BROWNLEE LIGHTING - INNIE LED.
2680-20-tbd-45W-tbd-SSM-NT-35K

P5-B — **ACCENT PENDANT BLUE:**
BROWNLEE LIGHTING - INNIE LED.
2680-20-tbd-45W-tbd-SSM-NT-35K

P5-G — **ACCENT PENDANT GREEN:**
BROWNLEE LIGHTING - INNIE LED.
2680-20-tbd-45W-tbd-SSM-NT-35K

P6 — **GLASS CYLINDER PENDANT:**
ACUITY BRANDS - HEALTHCARE LIGHTING - POPS SINGLE PENDANT
HPP1-9ST-MVOLT-CYL-LRG-35K-ZT-MIN5-INT-BA

WM1 — **WALL MOUNTED INDIRECT LED LIGHT:** (LENGTHS PER PLAN - V.I.F)
BASIS OF DESIGN: MARK ARCHITECTURAL LIGHTING SLOT 1 LED - INDIRECT WALL
S1WI-LLP-8FT-MSL8-I90CRI-I35K-I400LMF-MIN1-MVOLT-WHT-ZT-DCF

WM2 — **LED SURFACE LIGHTING:**
BASIS OF DESIGN: LLI ARCHITECTURAL LIGHTING ANGLED EXTRUSION + LED TAPELIGHT
LLI-ANG-S-F-4.4W- -35K-24V-see plans and details for dimensions

WM3 — **EXTERIOR OVER DOOR EMERGENCY LIGHT:**
BASIS OF DESIGN: LUMINAIRE LED - BLADE BLD - VANDAL RESISTENT MULLION-MOUNT LED
BLD-48IN-MIN1- - -800LM-35K- -DP-BRZ

WM4 — **WALL MOUNTED UP-DOWN SCONCE:**
BASIS OF DESIGN: ACUITY BRANDS - CLIFF 3418
3418-LED-35-80- -DV-BLKE-FRO

WM5 — **WALL MOUNTED DIRECT INDIRECT COVE LIGHT:**
BASIS OF DESIGN: KELVIX LED TAPE LIGHTING WITH EXTRUDED ALUMINUM MOUNTING
SEE DETAIL ON SHEET A2-513

CEILING FINISHES LEGEND

CEILING MATERIAL

CLG-1 — **2X2 ACOUSTIC CEILING TILE**
ARMSTRONG OPTIMA 2x2 CEILING TILE WITH PRELUDE 15/16" SUSPENSION SYSTEM - WHITE

CLG-2 — PAINTED GYP BOARD

CLG-3 — **2X2 METAL CEILING TILE**
ARMSTRONG METALWORKS TEGULAR 2x2 CEILING TILE WITH PRELUDE 15/16" SUSPENSION SYSTEM
WHITE WITH MICRO PERFORATIONS AND BLACK ACOUSTIC BACKER

CLG-4 — USG SHEETROCK BRAND EXTERIOR GYPSUM CEILING BOARD

K-13 ACOUSTICAL SPRAY
2" THICK ON ALL STRUCTURE & UNDERSIDE OF FLOOR/ROOF DECK

EXTRUDED ALUMINUM TRIM
ARMSTRONG 8" AXIOM TRIM

ACOUSTIC CEILING FIXTURES

C-1 — **RECTANGULAR ACOUSTIC CLOUD:**
BASIS OF DESIGN: ARMSTRONG SOUNDSCAPE SHAPES
SMALL RECTANGLE 48" x 72" x 2"
COLOR: PURE WHITE

C-2 — **SQUARE ACOUSTIC CLOUD:**
BASIS OF DESIGN: ARMSTRONG SOUNDSCAPE SHAPES
SQUARE 48" x 48" x 2"
COLOR: PURE WHITE

A/V FIXTURES - COORDINATE WITH OWNER'S A/V CONTRACTOR

THIS DRAWING SHOWN FOR ARCHITECTURAL COORDINATION PURPOSES ONLY. SEE ELECTRICAL DRAWINGS. OWNER'S AV DRAWINGS CAN BE PROVIDED UPON REQUEST. ALL POWER, DATA, COPPER WIRE FOR TELECOIL LOOP SYSTEM, AND A/V CONDUIT TO BE BY ELECTRICAL CONTRACTOR.

PROJECTORS AND DISPLAYS

FP — **WALL-MOUNTED LCD DISPLAY (BY OWNER):**
BASIS OF DESIGN: SHARP, & CHIEF MANUFACTURING. PROVIDE BLOCKING.

SPEAKERS

S2 — **CEILING-RECESSED AUDIO SPEAKER (BY OWNER):**
BASIS OF DESIGN: COMMUNITY D6 - WHITE. PROVIDE BLOCKING.

L — **CEILING-MOUNTED LINEAR ARRAY SPEAKER (BY OWNER):**
BASIS OF DESIGN: INNOVEX FLEX FOCUS FF-V2.6
PROVIDE BLOCKING.

(ELEV.) (PLAN) — **WALL MOUNTED SPEAKER (BY OWNER):**
BASIS OF DESIGN: INNOVEX MICRO - FOCUS 2.1.
PROVIDE BLOCKING.(SEE INTERIOR ELEVATIONS AND RCP)

ACCESSORIES

(RCP) (PLAN) — **AV EQUIPMENT CEILING RACK (BY OWNER) :**
BASIS OF DESIGN: ATLAS CR222-NR.
PROVIDE BLOCKING.(SEE INTERIOR ELEVATIONS AND RCP)

(ELEV.) (PLAN) — **WALL MOUNTED DIGITAL CLOCK:**
BASIS OF DESIGN: ATLAS IED IP DUAL SIDED LCD WITH SPEAKERS
PROVIDE BLOCKING. (SEE INTERIOR ELEVATIONS AND COORDINATE w/ POWER PLAN)

(ELEV.) (PLAN) — **IP PHONE:**
BASIS OF DESIGN: CISCO.
PROVIDE BLOCKING. (SEE INTERIOR ELEVATIONS AND COORDINATE w/ POWER PLAN)

(ELEV.) (PLAN) — **TOUCH CONTROL PANEL (BY OWNER)**
EXTRON MLC PLUS 100. (SEE INTERIOR ELEVATIONS AND POWER & TECH PLAN)

TELECOIL LOOP :
BY ELECTRICAL CONTRACTOR. AUDIO INDUCTION LOOP AIDS ASSISTIVE LISTENING TECHNOLOGY. CONSISTS OF PHYSICAL CABLE LOOPS PLACED AROUND DESIGNATED SPACES. (SEE ELECTRICAL DRAWINGS)

GENERAL NOTE:

CEILING CONTRACTOR TO OWN CEILING CUT OUTS FOR A/V CEILING RECESSED SPEAKERS. COORDINATE WITH OWNER'S AV CONTRACTOR AND DO NOT CUT HOLES UNTIL THE SPEAKERS ARE ON SITE AND COORDINATION DRAWING AND DOCUMENTS ARE APPROVED.

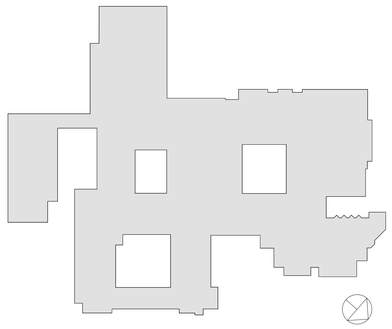

RYE HIGH SCHOOL & MIDDLE SCHOOL KEY PLAN
1" = 100'

Revision Schedule

No.	Description	Date
1	SED SUBMISSION	09/15/2020
3	ISSUED FOR BID	01/19/2021

Geddis Architects
Architecture. Planning. Interiors
71 Old Post Road
P.O. Box 1020
Southport, CT 06890
(203) 256-8700

Fielding International
Transforming Education by Design
259 Water Street Suite 1L
Warren , RI 02885 USA
+1 401-289-2789

BARILE GALLAGHER & ASSOCIATES
CONSULTING ENGINEERS
39 MARBLE AVENUE PLEASANTVILLE, NY 10570
914.328.6060 General@BGA-Eng.com www.BGA-Eng.com

Construction Manager
SAVIN ENGINEERS, P.C.
3 Campus Drive
Pleasantville, NY 10570
914-769-3200

Structural Engineer
ODEH ENGINEERS
1223 Mineral Spring Ave
North Providence, RI 02904
401-724-1771

Civil Engineer
WESTON & SAMPSON
1 Winners Circle, Suite 130
Albany, NY 12205
518-463-4400

Roof Consultant
WATSKY ASSOCIATES INC.
20 Madison Ave
Valhalla, NY 10595
914-948-3450

Acoustic Consultant
DP DESIGN
12 Cold Spring Street
Providence, RI
401-861-3218

AV Consultant
CAVANAUGH TOCCI
327 F Boston Post Road
Sudbury, MA 01776-3027
978-443-7871

SED #: 6618-0001-0005-032

PROJECT
Rye City School District
555 Theodore Fremd Ave, Rye, NY 10580

Rye High School & Middle School
1 Parsons Street, Rye, New York 10580

CEILING FIXTURE AND MATERIAL LEGENDS

PROJECTS 1, 2, & 3

SEAL & SIGNATURE

DATE: 01/19/21
PROJECT No: 9200
DRAWING BY: Author
CHK BY: Checker
DWG No: A2-400

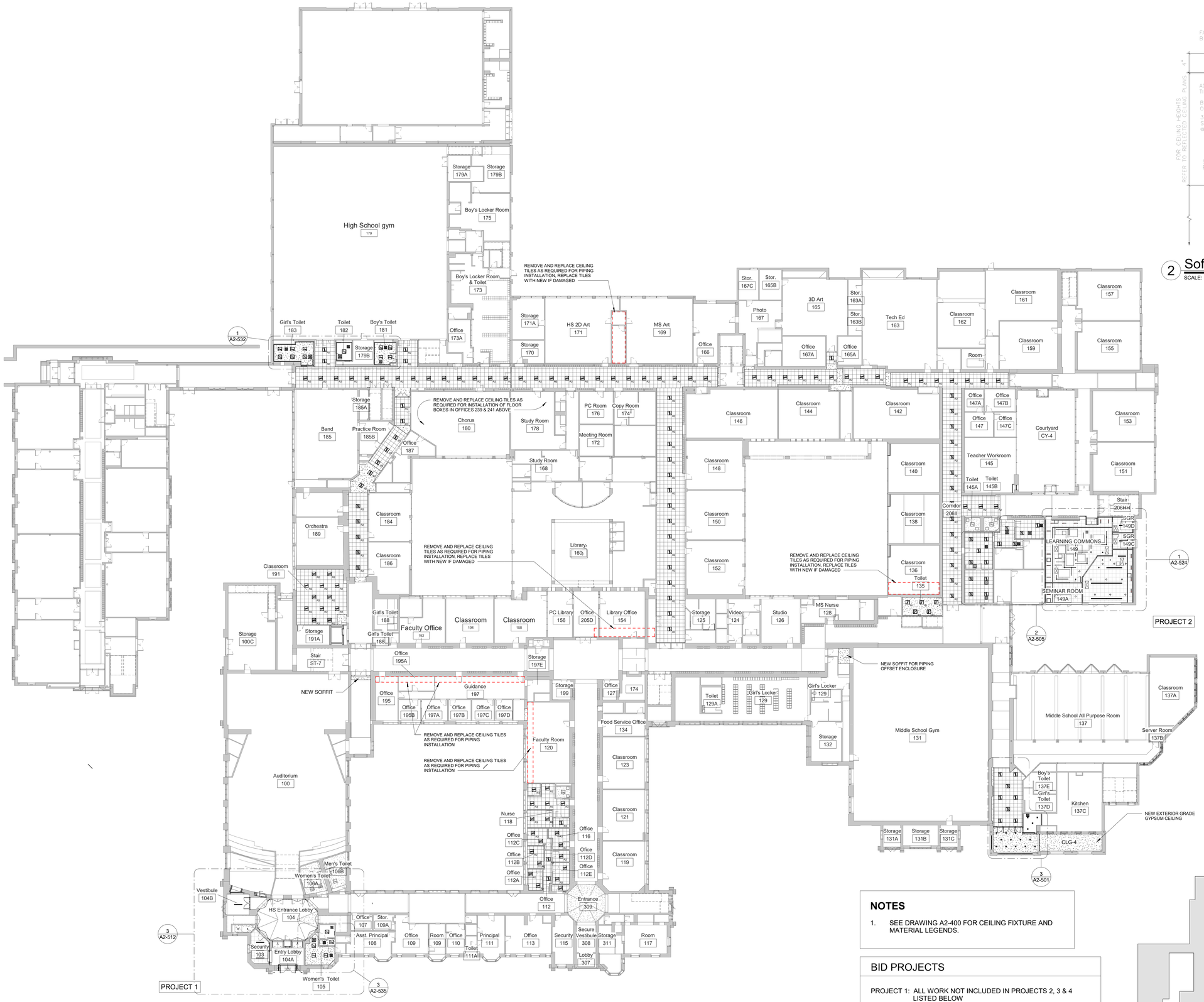

1 First Floor Reflected Ceiling Plan Phase 2

SCALE: 1" = 20'-0"

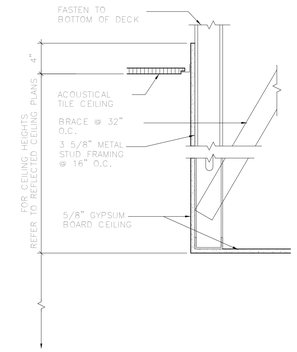

2 Soffit Detail A

SCALE: 1 1/2" = 1'-0"

NOTES

1. SEE DRAWING A2-400 FOR CEILING FIXTURE AND MATERIAL LEGENDS.

BID PROJECTS

PROJECT 1: ALL WORK NOT INCLUDED IN PROJECTS 2, 3 & 4 LISTED BELOW

PROJECT 2: MIDDLE SCHOOL I-LAB & UPGRADE TO 2ND FLOOR MECHANICAL ROOM INCLUDING 1ST FLOOR GUIDANCE CEILING WORK

PROJECT 3: NEW ELEVATOR & 3RD FLOOR LEARNING COMMONS

PROJECT 4: MIDDLE SCHOOL MASONRY RESTORATION AND ROOF REPLACEMENT

ALTERNATE 4A: MIDDLE SCHOOL MASONRY RESTORATION - TOWER VENEER REPLACEMENT & NEW WINDOWS

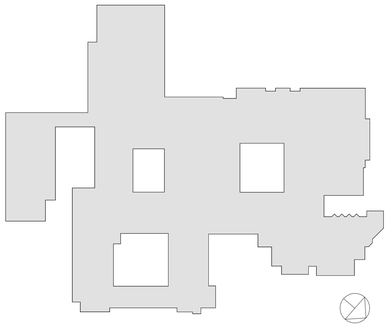

RYE HIGH SCHOOL & MIDDLE SCHOOL KEY PLAN

1" = 100'

Revision Schedule

No.	Description	Date
1	SED SUBMISSION	09/15/2020
3	ISSUED FOR BID	01/19/2021

Geddis Architects

Architecture. Planning. Interiors

71 Old Post Road
P.O. Box 1020
Southport, CT 06890
(203) 256-8700

Fielding International

Transforming Education by Design

259 Water Street Suite 1L
Warren , RI 02885 USA
+1 401-289-2789

BARILE GALLAGHER & ASSOCIATES

CONSULTING ENGINEERS

39 MARBLE AVENUE PLEASANTVILLE, NY 10570
914.328.6060 General@BGA-Eng.com www.BGA-Eng.com

Construction Manager
SAVIN ENGINEERS, P.C.
3 Campus Drive
Pleasantville, NY 10570
914-769-3200

Structural Engineer
ODEH ENGINEERS
1223 Mineral Spring Ave
North Providence, RI 02904
401-724-1771

Civil Engineer
WESTON & SAMPSON
1 Winners Circle, Suite 130
Albany, NY 12205
518-463-4400

Roof Consultant
WATSKY ASSOCIATES INC.
20 Madison Ave
Valhalla, NY 10595
914-948-3450

Acoustic Consultant
DP DESIGN
12 Cold Spring Street
Providence, RI
401-861-3218

AV Consultant
CAVANAUGH TOCCI
327 F Boston Post Road
Sudbury, MA 01776-3027
978-443-7871

SED #: 6618-0001-0005-032

PROJECT

Rye City School District

555 Theodore Fremd Ave, Rye, NY 10580

Rye High School & Middle School

1 Parsons Street, Rye, New York 10580

FIRST FLOOR REFLECTED CEILING PLAN

PROJECT 1, 2, 3, & 4

SEAL & SIGNATURE

DATE: 01/19/21
PROJECT No: 9200
DRAWING BY: Author
CHK BY: Checker
DWG No: A2-401

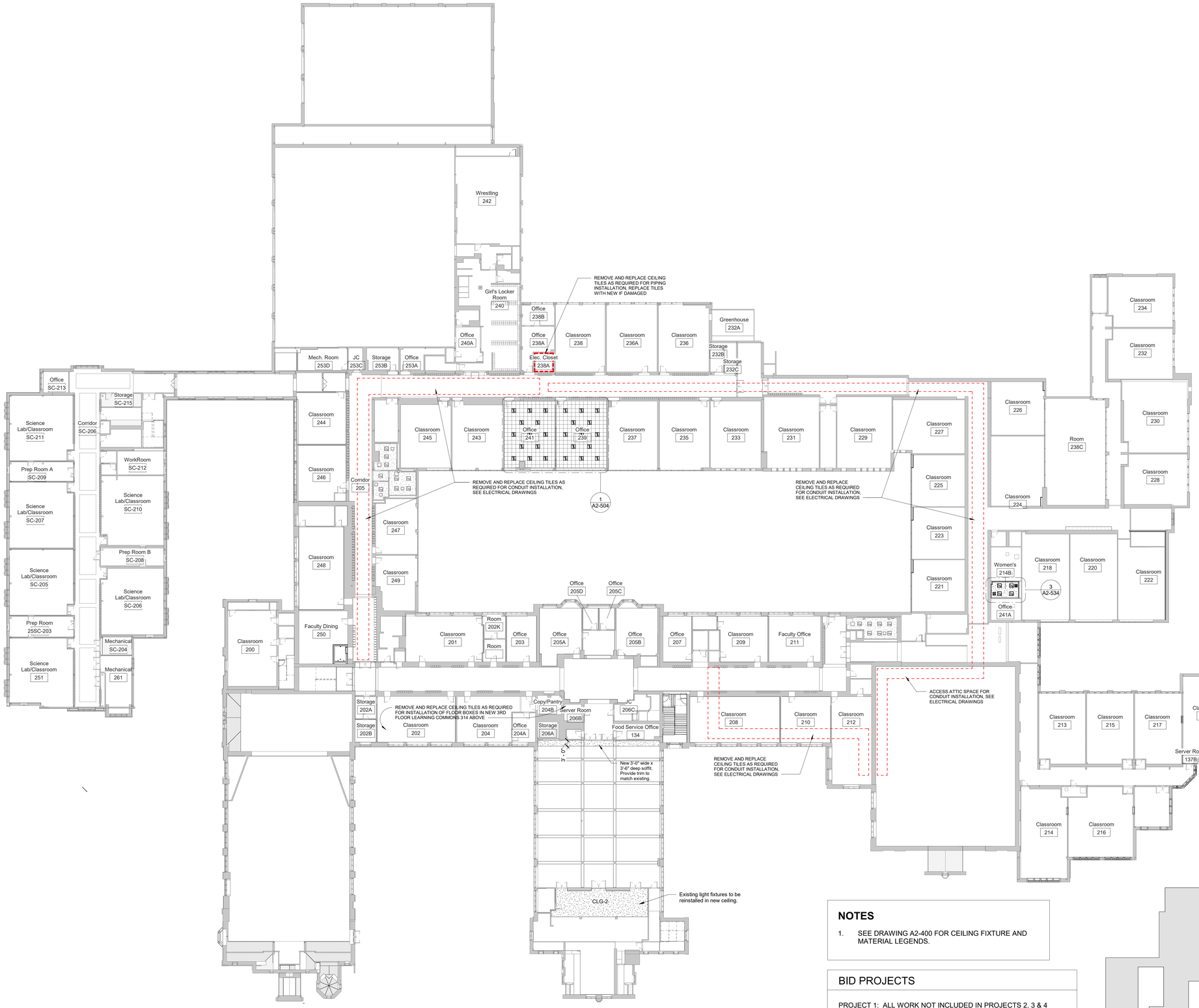

1 Second Floor Reflected Ceiling Plan Phase 2

SCALE: 1" = 20'-0"

NOTES

1. SEE DRAWING A2-400 FOR CEILING FIXTURE AND MATERIAL LEGENDS.

BID PROJECTS

PROJECT 1: ALL WORK NOT INCLUDED IN PROJECTS 2, 3 & 4 LISTED BELOW

PROJECT 2: MIDDLE SCHOOL I-LAB & UPGRADE TO 2ND FLOOR MECHANICAL ROOM INCLUDING 1ST FLOOR GUIDANCE CEILING WORK

PROJECT 3: NEW ELEVATOR & 3RD FLOOR LEARNING COMMONS

PROJECT 4: MIDDLE SCHOOL MASONRY RESTORATION AND ROOF REPLACEMENT

ALTERNATE 4A: MIDDLE SCHOOL MASONRY RESTORATION - TOWER VENEER REPLACEMENT & NEW WINDOWS

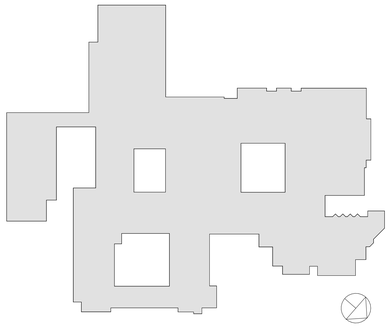

RYE HIGH SCHOOL & MIDDLE SCHOOL KEY PLAN

1" = 100'

Revision Schedule

No.	Description	Date
1	SED SUBMISSION	09/15/2020
3	ISSUED FOR BID	01/19/2021

Geddis Architects

Architecture. Planning. Interiors

71 Old Post Road
P.O. Box 1020
Southport, CT 06890
(203) 256-8700

Fielding International

Transforming Education by Design

259 Water Street Suite 1L
Warren , RI 02885 USA
+1 401-289-2789

BARILE GALLAGHER & ASSOCIATES

CONSULTING ENGINEERS

39 MARBLE AVENUE PLEASANTVILLE, NY 10570
914.328.6060 General@BGA-Eng.com www.BGA-Eng.com

Construction Manager
SAVIN ENGINEERS, P.C.
3 Campus Drive
Pleasantville, NY 10570
914-769-3200

Structural Engineer
ODEH ENGINEERS
1223 Mineral Spring Ave
North Providence, RI 02904
401-724-1771

Civil Engineer
WESTON & SAMPSON
1 Winners Circle, Suite 130
Albany, NY 12205
518-463-4400

Roof Consultant
WATSKY ASSOCIATES INC.
20 Madison Ave
Valhalla, NY 10595
914-948-3450

Acoustic Consultant
DP DESIGN
12 Cold Spring Street
Providence, RI
401-861-3218

AV Consultant
CAVANAUGH TOCCI
327 F Boston Post Road
Sudbury, MA 01776-3027
978-443-7871

SED #: 6618-0001-0005-032

PROJECT

Rye City School District

555 Theodore Fremd Ave, Rye, NY 10580

Rye High School & Middle School

1 Parsons Street, Rye, New York 10580

SECOND FLOOR REFLECTED CEILING PLAN

PROJECTS 1, 2, & 3

SEAL & SIGNATURE

DATE: 01/19/21
PROJECT No: 9200
DRAWING BY: Author
CHK BY: Checker
DWG No: A2-402

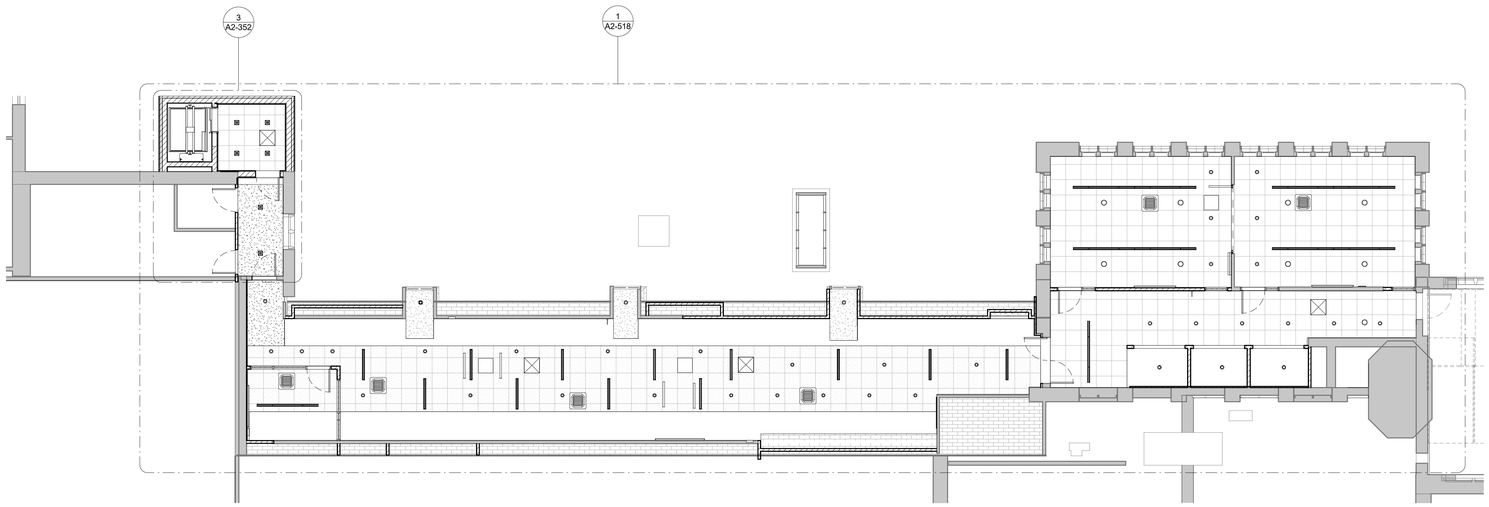

1 THIRD FLOOR RCP OVERALL

SCALE: 1/8" = 1'-0"

NOTES

1. SEE DRAWING A2-700 FOR FINISH MATERIALS LEGEND.

BID PROJECTS

PROJECT 1: ALL WORK NOT INCLUDED IN PROJECTS 2, 3 & 4 LISTED BELOW

PROJECT 2: MIDDLE SCHOOL I-LAB & UPGRADE TO 2ND FLOOR MECHANICAL ROOM INCLUDING 1ST FLOOR GUIDANCE CEILING WORK

PROJECT 3: NEW ELEVATOR & 3RD FLOOR LEARNING COMMONS

PROJECT 4: MIDDLE SCHOOL MASONRY RESTORATION AND ROOF REPLACEMENT

ALTERNATE 4A: MIDDLE SCHOOL MASONRY RESTORATION - TOWER VENEER REPLACEMENT & NEW WINDOWS

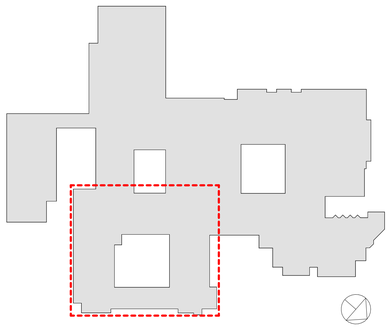

RYE HIGH SCHOOL & MIDDLE SCHOOL KEY PLAN

1" = 100'

Revision Schedule

No.	Description	Date
1	SED SUBMISSION	09/15/2020
3	ISSUED FOR BID	01/19/2021

Geddis Architects

Architecture. Planning. Interiors

71 Old Post Road
P.O. Box 1020
Southport, CT 06890
(203) 256-8700

Fielding International

Transforming Education by Design

259 Water Street Suite 1L
Warren , RI 02885 USA
+1 401-289-2789

BARILE GALLAGHER & ASSOCIATES

CONSULTING ENGINEERS

39 MARBLE AVENUE PLEASANTVILLE, NY 10570
914.328.6060 General@BGA-Eng.com www.BGA-Eng.com

Construction Manager
SAVIN ENGINEERS, P.C.
3 Campus Drive
Pleasantville, NY 10570
914-769-3200

Structural Engineer
ODEH ENGINEERS
1223 Mineral Spring Ave
North Providence, RI 02904
401-724-1771

Civil Engineer
WESTON & SAMPSON
1 Winners Circle, Suite 130
Albany, NY 12205
518-463-4400

Roof Consultant
WATSKY ASSOCIATES INC.
20 Madison Ave
Valhalla, NY 10595
914-948-3450

Acoustic Consultant
DP DESIGN
12 Cold Spring Street
Providence, RI
401-861-3218

AV Consultant
CAVANAUGH TOCCI
327 F Boston Post Road
Sudbury, MA 01776-3027
978-443-7871

SED #: 6618-0001-0005-032

PROJECT

Rye City School District

555 Theodore Fremd Ave, Rye, NY 10580

Rye High School & Middle School

1 Parsons Street, Rye, New York 10580

THIRD FLOOR REFLECTED CEILING PLAN

PROJECT 3

SEAL & SIGNATURE

DATE: 01/19/21
PROJECT No: 9200
DRAWING BY: Author
CHK BY: Checker
DWG No:
A2-403

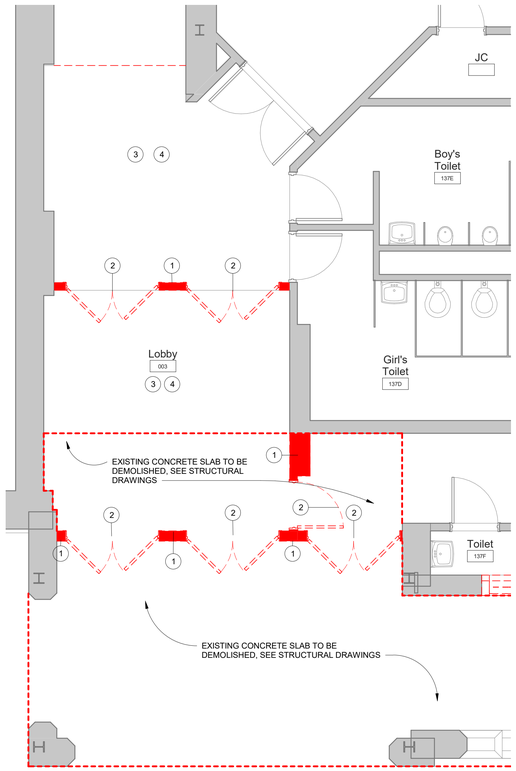

1 Middle School Entrance Demolition Plan
SCALE: 1/4" = 1'-0"

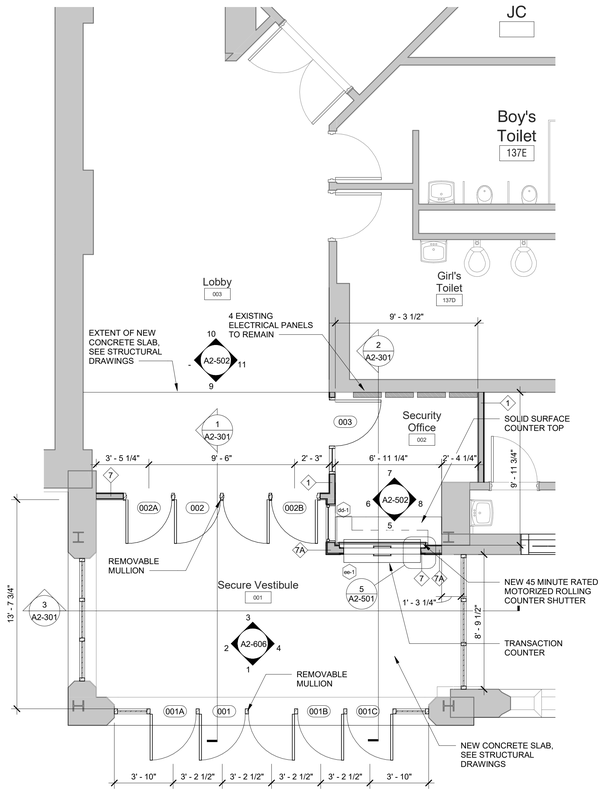

2 Middle School Entrance Floor Plan
SCALE: 1/4" = 1'-0"

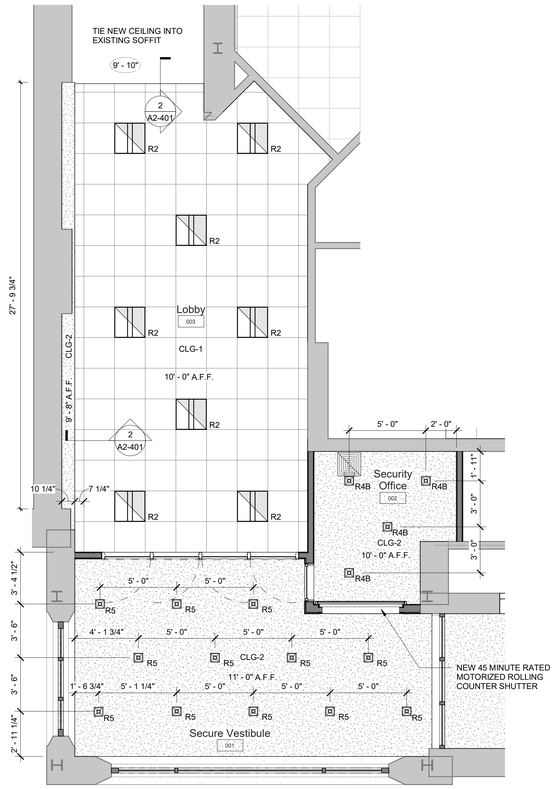

3 Secure Entry and Middle School Office Reflected Ceiling Plan Phase 2
SCALE: 1/4" = 1'-0"

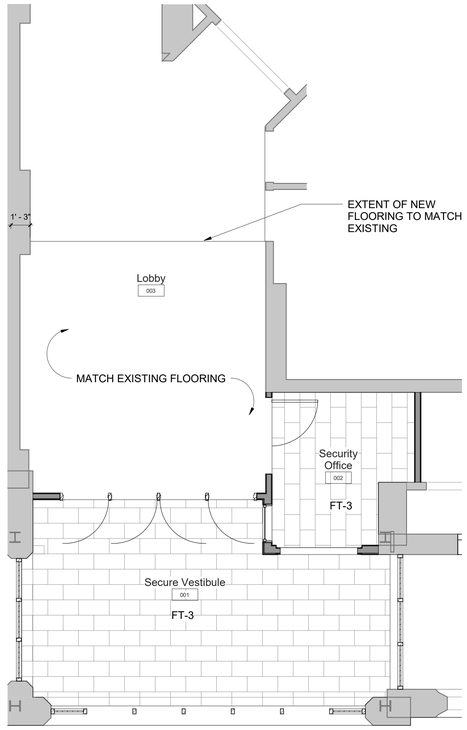

4 Enlarged Middle School Entrance and Offices Finishes Plan-Phase 2
SCALE: 1/4" = 1'-0"

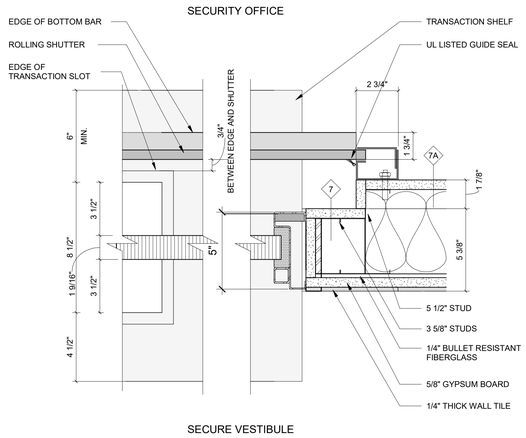

5 Middle School Transaction Window Detail
SCALE: 3" = 1'-0"

Demolition Keynote Legend Phase 2	
Key Value	Keynote Text
1	REMOVE EXISTING MASONRY/GYP. BD/TILE WALL ASSEMBLY.
1A	REMOVE EXISTING MASONRY/GYP. BD/TILE WALL ASSEMBLY TO CREATE A DOOR OPENING. SEE DOOR SCHEDULE.
1B	REMOVE EXISTING GYP. BD./ TILE ON TAG SIDE OF THE WALL. EXISTING STUDS TO REMAIN.
1C	REMOVE EXISTING MASONRY/GYP. BD/TILE WALL ASSEMBLY TO CREATE A WINDOW OPENING. SEE WINDOW TYPES.
1D	EXISTING STONE VENEER/PRECAST/LIMESTONE TO BE REMOVED AND STORED TO BE RE-INSTALLED. SEE DEMO AND PROPOSED DRAWINGS FOR EXTENT OF WORK.
2	REMOVE EXISTING DOOR, FRAME AND ASSOCIATED HARDWARE.
2A	REMOVE EXISTING EXTERIOR WINDOW, FRAME AND ASSOCIATED HARDWARE.
2B	REMOVE EXISTING INTERIOR WINDOW, FRAME AND ASSOCIATED HARDWARE.
2C	REMOVE EXISTING EXTERIOR LOUVER, FRAME, SILL & ACCOCIATED HARDWARE
3	REMOVE EXISTING FLOORING, BASE, ADHESIVE AND ALL APPLIED ACCESSORIES. FLASH PATCH AS REQUIRED TO ACHIEVE SMOOTH AND LEVEL SUBSTRATE PER MANUF. SPEC. FOR NEW FLOORING. PITCH TO NEW FLOOR DRAINS.
4	REMOVE EXISTING GYP. BD. CEILINGS, CEILING GRID, TILES & SOFFITS BELOW STRUCTURAL DECK. REMOVE EXISTING LIGHT FIXTURES AND DEVICES.
5	REMOVE EXISTING PLUMBING FIXTURES, TOILET PARTITIONS & ASSOCIATED PLUMBING AND ACCESSORIES.
6	REMOVE EXISTING MILLWORK COUNTER, CABINETS AND SHELVING.
6A	REMOVE EXISTING LOCKERS AND ASSOCIATED HARDWARE.

NOTES

1. SEE DRAWING A2-400 FOR CEILING FIXTURE AND MATERIAL LEGENDS.
2. SEE DRAWING A2-700 FOR FLOORING MATERIAL LEGEND.

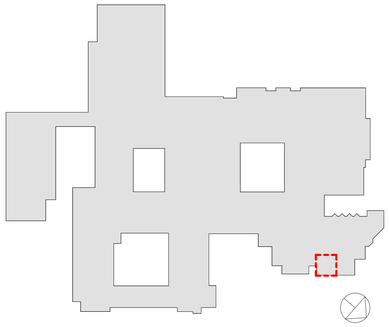

RYE HIGH SCHOOL & MIDDLE SCHOOL KEY PLAN
1" = 100'

Revision Schedule

No.	Description	Date
1	SED SUBMISSION	09/15/2020
2	SED SUBMISSION: Addendum #1	01/11/2021
3	ISSUED FOR BID	01/19/2021

Geddis Architects
Architecture. Planning. Interiors
71 Old Post Road
P.O. Box 1020
Southport, CT 06890
(203) 256-8700

Fielding International
Transforming Education by Design
259 Water Street Suite 1L
Warren , RI 02885 USA
+1 401-289-2789

BARILE GALLAGHER & ASSOCIATES
CONSULTING ENGINEERS
39 MARBLE AVENUE PLEASANTVILLE, NY 10570
914.328.6060 General@BGA-Eng.com www.BGA-Eng.com

Construction Manager
SAVIN ENGINEERS, P.C.
3 Campus Drive
Pleasantville, NY 10570
914-769-3200

Structural Engineer
ODEH ENGINEERS
1223 Mineral Spring Ave
North Providence, RI 02904
401-724-1771

Civil Engineer
WESTON & SAMPSON
1 Winners Circle, Suite 130
Albany, NY 12205
518-463-4400

Roof Consultant
WATSKY ASSOCIATES INC.
20 Madison Ave
Valhalla, NY 10595
914-948-3450

Acoustic Consultant
DP DESIGN
12 Cold Spring Street
Providence, RI
401-861-3218

AV Consultant
CAVANAUGH TOCCI
327 F Boston Post Road
Sudbury, MA 01776-3027
978-443-7871

SED #: 6618-0001-0005-032

PROJECT
Rye City School District
555 Theodore Fremd Ave, Rye, NY 10580

Rye High School & Middle School
1 Parsons Street, Rye, New York 10580

MIDDLE SCHOOL ENTRANCE DEMOLITION PLAN, FLOOR PLAN, REFLECTED CEILING PLAN AND FLOOR FINISH PLAN
PROJECT 1

SEAL & SIGNATURE

DATE: 01/19/21
PROJECT No: 9200
DRAWING BY: Author
CHK BY: Checker
DWG No:
A2-501

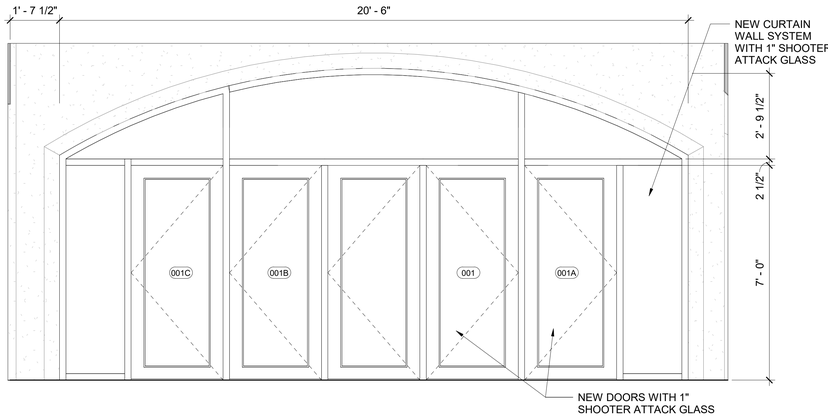

1 Security Vestibule Elevation a
SCALE: 1/2" = 1'-0"

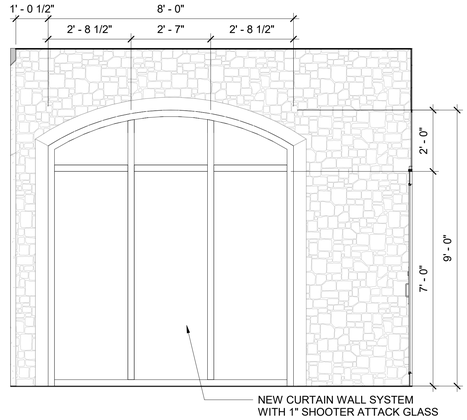

2 Security Vestibule Elevation b
SCALE: 1/2" = 1'-0"

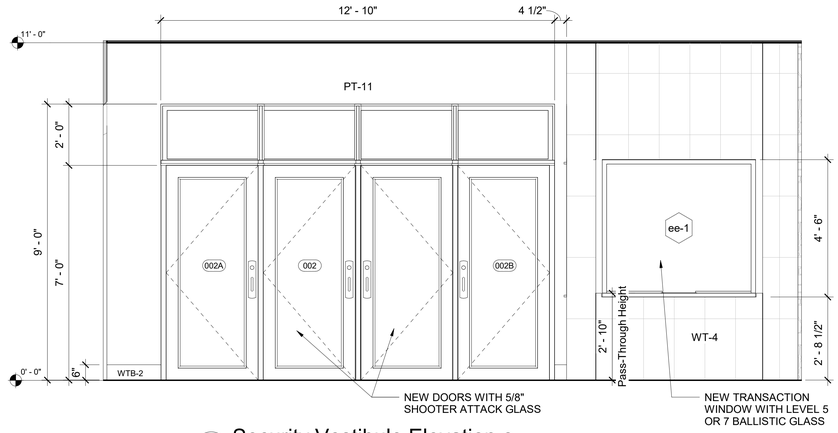

3 Security Vestibule Elevation c
SCALE: 1/2" = 1'-0"

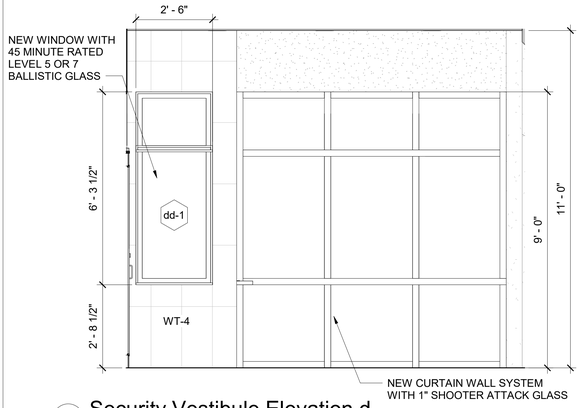

4 Security Vestibule Elevation d
SCALE: 1/2" = 1'-0"

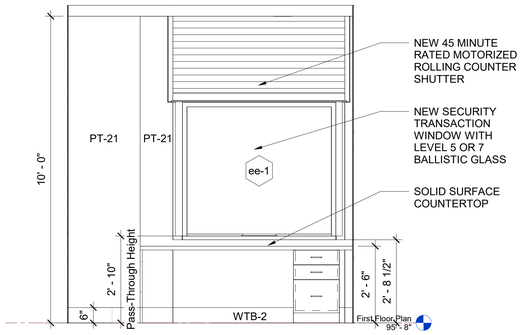

5 Security Elevation a
SCALE: 1/2" = 1'-0"

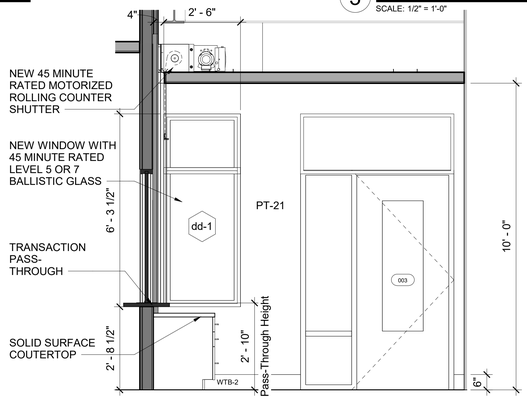

6 Security Elevation b
SCALE: 1/2" = 1'-0"



7 Security Elevation c
SCALE: 1/2" = 1'-0"

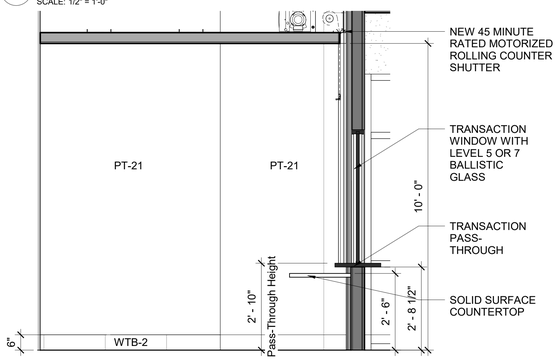

8 Security Elevation d
SCALE: 1/2" = 1'-0"

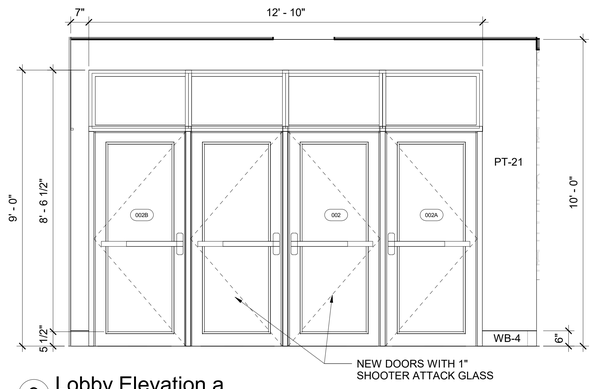

9 Lobby Elevation a
SCALE: 1/2" = 1'-0"

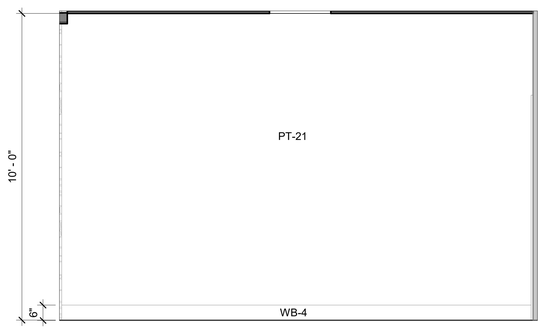

10 Lobby Elevation c
SCALE: 1/2" = 1'-0"

NOTES

1. SEE DRAWING A2-700 FOR FINISH MATERIALS LEGEND.

11 Lobby Elevation d
SCALE: 1/2" = 1'-0"

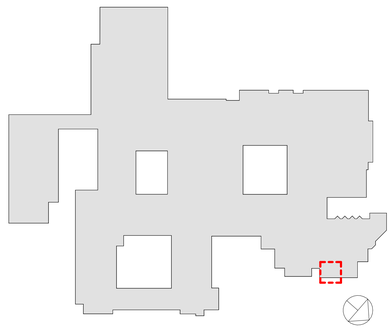

RYE HIGH SCHOOL & MIDDLE SCHOOL KEY PLAN
1" = 100'

Revision Schedule

No.	Description	Date
1	SED SUBMISSION	09/15/2020
3	ISSUED FOR BID	01/19/2021

Geddis Architects
Architecture. Planning. Interiors
71 Old Post Road
P.O. Box 1020
Southport, CT 06890
(203) 256-8700

Fielding International
Transforming Education by Design
259 Water Street Suite 1L
Warren , RI 02885 USA
+1 401-289-2789

BARILE GALLAGHER & ASSOCIATES
CONSULTING ENGINEERS
39 MARBLE AVENUE PLEASANTVILLE, NY 10570
914.328.6060 General@BGA-Eng.com www.BGA-Eng.com

Construction Manager
SAVIN ENGINEERS, P.C.
3 Campus Drive
Pleasantville, NY 10570
914-769-3200

Structural Engineer
ODEH ENGINEERS
1223 Mineral Spring Ave
North Providence, RI 02904
401-724-1771

Civil Engineer
WESTON & SAMPSON
1 Winners Circle, Suite 130
Albany, NY 12205
518-463-4400

Roof Consultant
WATSKY ASSOCIATES INC.
20 Madison Ave
Valhalla, NY 10595
914-948-3450

Acoustic Consultant
DP DESIGN
12 Cold Spring Street
Providence, RI
401-861-3218

AV Consultant
CAVANAUGH TOCCI
327 F Boston Post Road
Sudbury, MA 01776-3027
978-443-7871

SED #: 6618-0001-0005-032

PROJECT
Rye City School District
555 Theodore Fremd Ave, Rye, NY 10580

Rye High School & Middle School
1 Parsons Street, Rye, New York 10580

MIDDLE SCHOOL ENTRANCE INTERIOR ELEVATIONS

PROJECT 1

SEAL & SIGNATURE

DATE: 01/19/21
PROJECT No: 9200
DRAWING BY: Author
CHK BY: Checker
DWG No:
A2-502

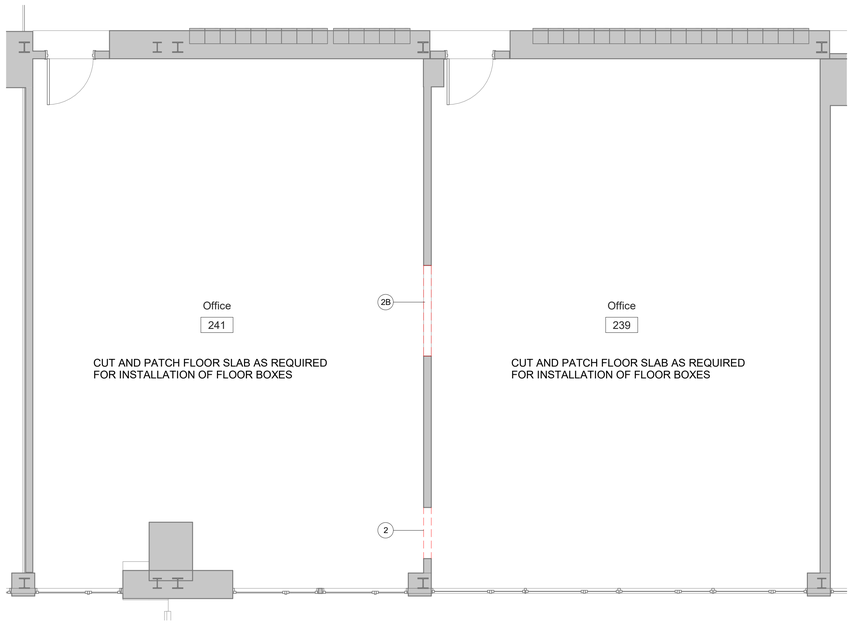

1 Second Floor Offices Demolition Plan

SCALE: 1/4" = 1'-0"

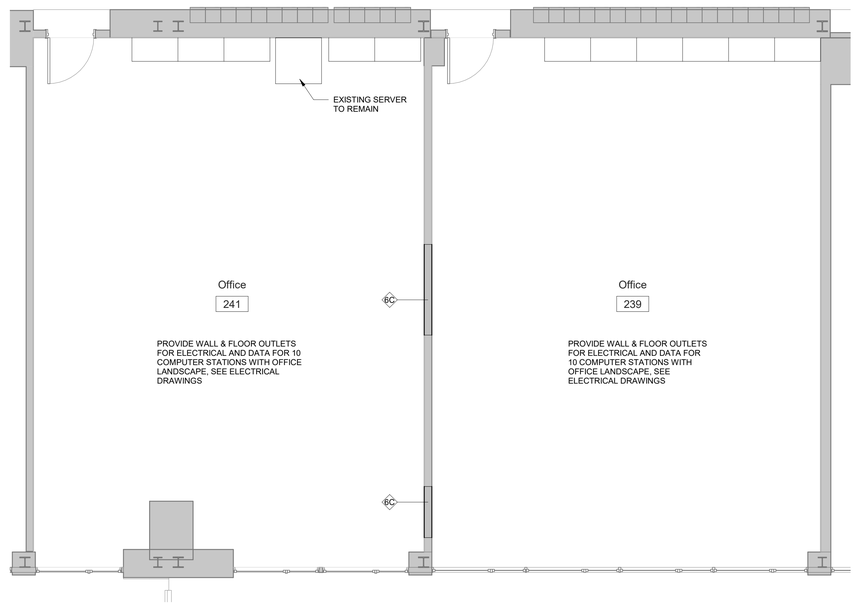

2 Second Floor Office Plan

SCALE: 1/4" = 1'-0"

Demolition Keynote Legend Phase 2	
Key Value	Keynote Text
1	REMOVE EXISTING MASONRY/GYP. BD/TILE WALL ASSEMBLY.
1A	REMOVE EXISTING MASONRY/GYP. BD/TILE WALL ASSEMBLY TO CREATE A DOOR OPENING. SEE DOOR SCHEDULE.
1B	REMOVE EXISTING GYP. BD./ TILE ON TAG SIDE OF THE WALL. EXISTING STUDS TO REMAIN.
1C	REMOVE EXISTING MASONRY/GYP. BD/TILE WALL ASSEMBLY TO CREATE A WINDOW OPENING. SEE WINDOW TYPES.
1D	EXISTING STONE VENEER/PRECAST/LIMESTONE TO BE REMOVED AND STORED TO BE RE-INSTALLED. SEE DEMO AND PROPOSED DRAWINGS FOR EXTENT OF WORK.
2	REMOVE EXISTING DOOR, FRAME AND ASSOCIATED HARDWARE.
2A	REMOVE EXISTING EXTERIOR WINDOW, FRAME AND ASSOCIATED HARDWARE.
2B	REMOVE EXISTING INTERIOR WINDOW, FRAME AND ASSOCIATED HARDWARE.
2C	REMOVE EXISTING EXTERIOR LOUVER, FRAME, SILL & ACCOCIATED HARDWARE
3	REMOVE EXISTING FLOORING, BASE, ADHESIVE AND ALL APPLIED ACCESSORIES. FLASH PATCH AS REQUIRED TO ACHIEVE SMOOTH AND LEVEL SUBSTRATE PER MANUF. SPEC. FOR NEW FLOORING. PITCH TO NEW FLOOR DRAINS.
4	REMOVE EXISTING GYP. BD. CEILINGS, CEILING GRID, TILES & SOFFITS BELOW STRUCTURAL DECK. REMOVE EXISTING LIGHT FIXTURES AND DEVICES.
5	REMOVE EXISTING PLUMBING FIXTURES, TOILET PARTITIONS & ASSOCIATED PLUMBING AND ACCESSORIES.
6	REMOVE EXISTING MILLWORK COUNTER, CABINETS AND SHELVING.
6A	REMOVE EXISTING LOCKERS AND ASSOCIATED HARDWARE.

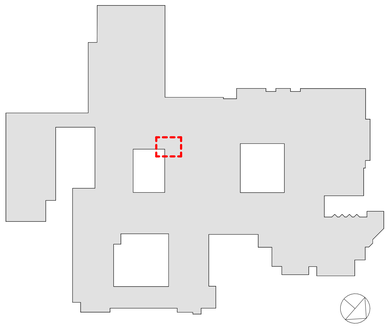

RYE HIGH SCHOOL & MIDDLE SCHOOL KEY PLAN

1" = 100'

Revision Schedule		
No.	Description	Date
1	SED SUBMISSION	09/15/2020
3	ISSUED FOR BID	01/19/2021

Geddis Architects

Architecture. Planning. Interiors

71 Old Post Road
P.O. Box 1020
Southport, CT 06890
(203) 256-8700

Fielding International

Transforming Education by Design

259 Water Street Suite 1L
Warren , RI 02885 USA
+1 401-289-2789

BARILE GALLAGHER & ASSOCIATES

CONSULTING ENGINEERS

39 MARBLE AVENUE PLEASANTVILLE, NY 10570
914.328.6060 General@BGA-Eng.com www.BGA-Eng.com

Construction Manager
SAVIN ENGINEERS, P.C.
3 Campus Drive
Pleasantville, NY 10570
914-769-3200

Structural Engineer
ODEH ENGINEERS
1223 Mineral Spring Ave
North Providence, RI 02904
401-724-1771

Civil Engineer
WESTON & SAMPSON
1 Winners Circle, Suite 130
Albany, NY 12205
518-463-4400

Roof Consultant
WATSKY ASSOCIATES INC.
20 Madison Ave
Valhalla, NY 10595
914-948-3450

Acoustic Consultant
DP DESIGN
12 Cold Spring Street
Providence, RI
401-861-3218

AV Consultant
CAVANAUGH TOCCI
327 F Boston Post Road
Sudbury, MA 01776-3027
978-443-7871

SED #: 6618-0001-0005-032

PROJECT

Rye City School District

555 Theodore Fremd Ave, Rye, NY 10580

Rye High School & Middle School

1 Parsons Street, Rye, New York 10580

NEW STAFF OFFICES DEMOLITION PLAN AND FLOOR PLAN

PROJECT 1

SEAL & SIGNATURE

DATE: 01/19/21
PROJECT No: 9200
DRAWING BY: Author
CHK BY: Checker
DWG No:
A2-503

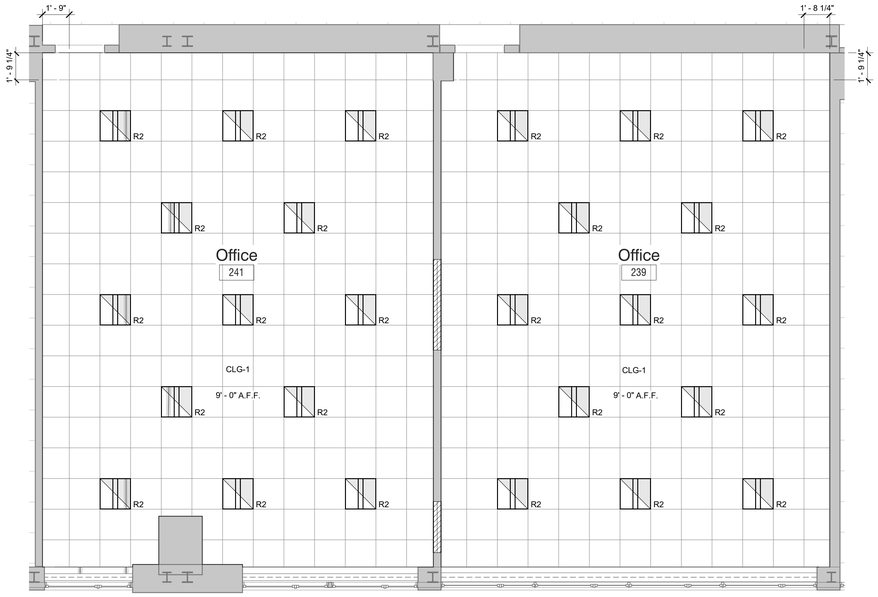

1 Second Floor Offices Reflected Ceiling Plan

SCALE: 1/4" = 1'-0"

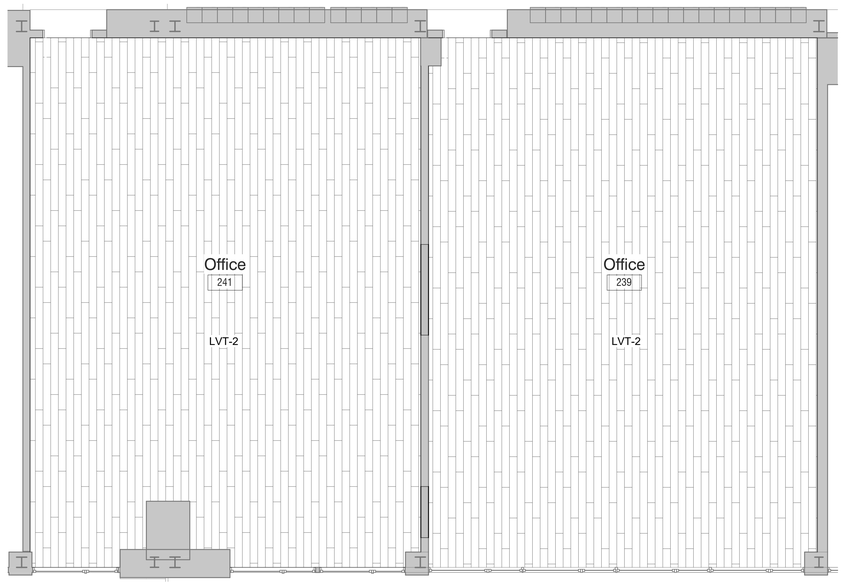

2 Second Floor Offices Flooring Pattern Plan

SCALE: 1/4" = 1'-0"

NOTES

1. SEE DRAWING A2-400 FOR CEILING FIXTURE AND MATERIAL LEGENDS.
2. SEE DRAWING A2-700 FOR FLOORING MATERIAL LEGEND.

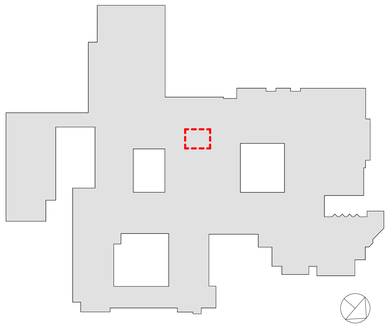

RYE HIGH SCHOOL & MIDDLE SCHOOL KEY PLAN

1" = 100'

Revision Schedule

No.	Description	Date
1	SED SUBMISSION	09/15/2020
3	ISSUED FOR BID	01/19/2021

Geddis Architects

Architecture. Planning. Interiors

71 Old Post Road
P.O. Box 1020
Southport, CT 06890
(203) 256-8700

Fielding International

Transforming Education by Design

259 Water Street Suite 1L
Warren , RI 02885 USA
+1 401-289-2789

BARILE GALLAGHER & ASSOCIATES

CONSULTING ENGINEERS

39 MARBLE AVENUE PLEASANTVILLE, NY 10570
914.328.6060 General@BGA-Eng.com www.BGA-Eng.com

Construction Manager
SAVIN ENGINEERS, P.C.
3 Campus Drive
Pleasantville, NY 10570
914-769-3200

Structural Engineer
ODEH ENGINEERS
1223 Mineral Spring Ave
North Providence, RI 02904
401-724-1771

Civil Engineer
WESTON & SAMPSON
1 Winners Circle, Suite 130
Albany, NY 12205
518-463-4400

Roof Consultant
WATSKY ASSOCIATES INC.
20 Madison Ave
Valhalla, NY 10595
914-948-3450

Acoustic Consultant
DP DESIGN
12 Cold Spring Street
Providence, RI
401-861-3218

AV Consultant
CAVANAUGH TOCCI
327 F Boston Post Road
Sudbury, MA 01776-3027
978-443-7871

SED #: 6618-0001-0005-032

PROJECT

Rye City School District

555 Theodore Fremd Ave, Rye, NY 10580

Rye High School & Middle School

1 Parsons Street, Rye, New York 10580

NEW STAFF OFFICES REFLECTED CEILING PLAN AND FLOOR FINISH PLAN

PROJECT 1

SEAL & SIGNATURE

DATE: 01/19/21
PROJECT No: 9200
DRAWING BY: Author
CHK BY: Checker
DWG No:
A2-504

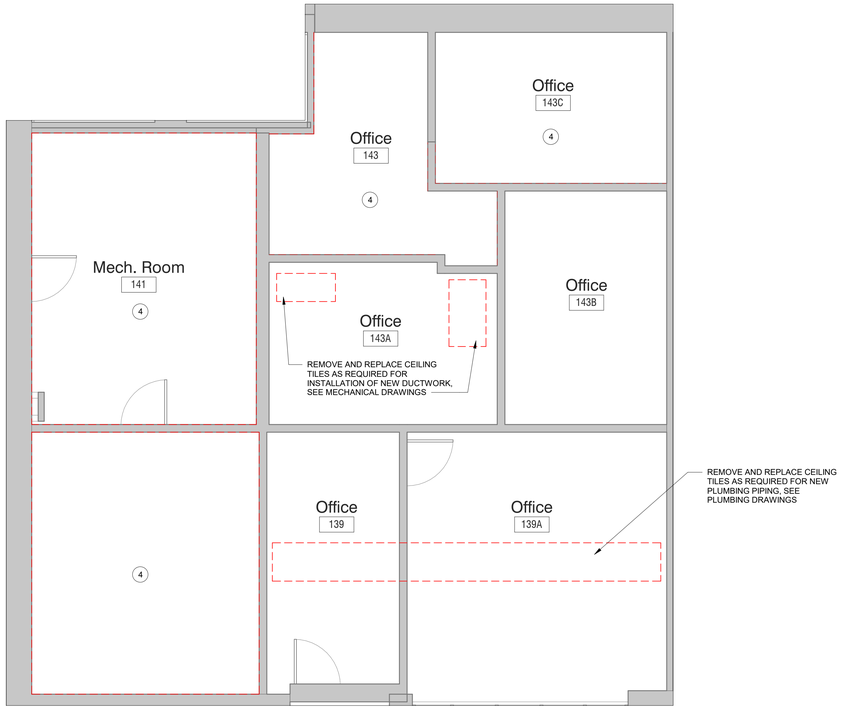

1 MIDDLE SCHOOL OFFICE SUITE DEMOLITION PLAN

SCALE: 1/4" = 1'-0"

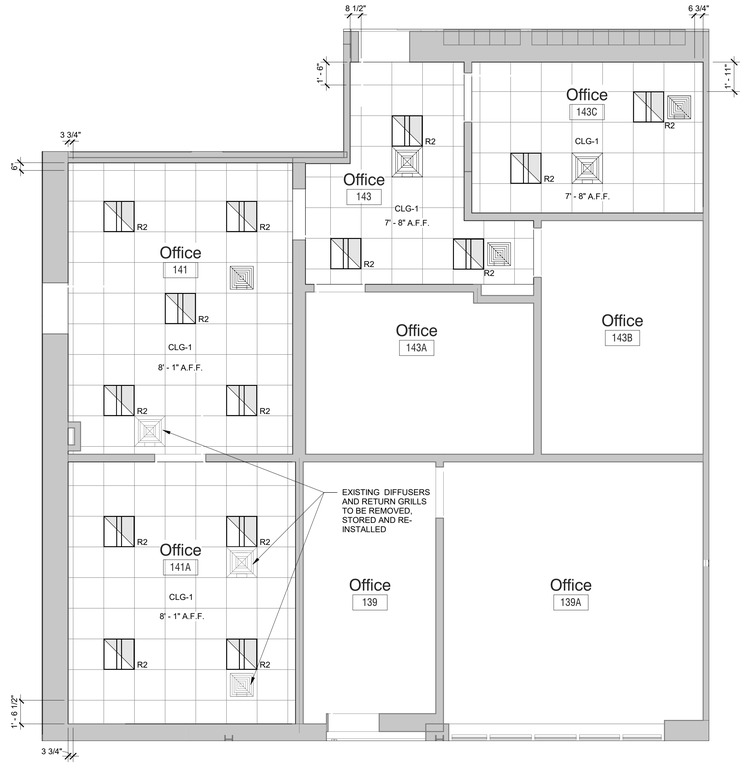

NOTE: RAISE CEILING HEIGHT WHERE POSSIBLE.

2 MIDDLE SCHOOL OFFICE SUITE REFLECTED CEILING PLAN

SCALE: 1/4" = 1'-0"

Demolition Keynote Legend Phase 2	
Key Value	Keynote Text
1	REMOVE EXISTING MASONRY/GYP. BD/TILE WALL ASSEMBLY.
1A	REMOVE EXISTING MASONRY/GYP. BD/TILE WALL ASSEMBLY TO CREATE A DOOR OPENING. SEE DOOR SCHEDULE.
1B	REMOVE EXISTING GYP. BD./ TILE ON TAG SIDE OF THE WALL. EXISTING STUDS TO REMAIN.
1C	REMOVE EXISTING MASONRY/GYP. BD/TILE WALL ASSEMBLY TO CREATE A WINDOW OPENING. SEE WINDOW TYPES.
1D	EXISTING STONE VENEER/PRECAST/LIMESTONE TO BE REMOVED AND STORED TO BE RE-INSTALLED. SEE DEMO AND PROPOSED DRAWINGS FOR EXTENT OF WORK.
2	REMOVE EXISTING DOOR, FRAME AND ASSOCIATED HARDWARE.
2A	REMOVE EXISTING EXTERIOR WINDOW, FRAME AND ASSOCIATED HARDWARE.
2B	REMOVE EXISTING INTERIOR WINDOW, FRAME AND ASSOCIATED HARDWARE.
2C	REMOVE EXISTING EXTERIOR LOUVER, FRAME, SILL & ACCOCIATED HARDWARE
3	REMOVE EXISTING FLOORING, BASE, ADHESIVE AND ALL APPLIED ACCESSORIES. FLASH PATCH AS REQUIRED TO ACHIEVE SMOOTH AND LEVEL SUBSTRATE PER MANUF. SPEC. FOR NEW FLOORING. PITCH TO NEW FLOOR DRAINS.
4	REMOVE EXISTING GYP. BD. CEILINGS, CEILING GRID, TILES & SOFFITS BELOW STRUCTURAL DECK. REMOVE EXISTING LIGHT FIXTURES AND DEVICES.
5	REMOVE EXISTING PLUMBING FIXTURES, TOILET PARTITIONS & ASSOCIATED PLUMBING AND ACCESSORIES.
6	REMOVE EXISTING MILLWORK COUNTER, CABINETS AND SHELVING.
6A	REMOVE EXISTING LOCKERS AND ASSOCIATED HARDWARE.

NOTES

1. SEE DRAWING A2-400 FOR CEILING FIXTURE AND MATERIAL LEGENDS.

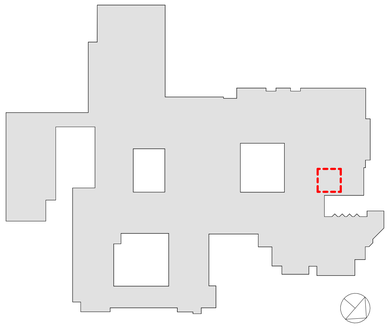

RYE HIGH SCHOOL & MIDDLE SCHOOL KEY PLAN

1" = 100'

Revision Schedule

No.	Description	Date
1	SED SUBMISSION	09/15/2020
3	ISSUED FOR BID	01/19/2021

Geddis Architects
Architecture. Planning. Interiors
71 Old Post Road
P.O. Box 1020
Southport, CT 06890
(203) 256-8700

Fielding International
Transforming Education by Design
259 Water Street Suite 1L
Warren , RI 02885 USA
+1 401-289-2789

BARILE GALLAGHER & ASSOCIATES
CONSULTING ENGINEERS
39 MARBLE AVENUE PLEASANTVILLE, NY 10570
914.328.6060 General@BGA-Eng.com www.BGA-Eng.com

Construction Manager
SAVIN ENGINEERS, P.C.
3 Campus Drive
Pleasantville, NY 10570
914-769-3200

Structural Engineer
ODEH ENGINEERS
1223 Mineral Spring Ave
North Providence, RI 02904
401-724-1771

Civil Engineer
WESTON & SAMPSON
1 Winners Circle, Suite 130
Albany, NY 12205
518-463-4400

Roof Consultant
WATSKY ASSOCIATES INC.
20 Madison Ave
Valhalla, NY 10595
914-948-3450

Acoustic Consultant
DP DESIGN
12 Cold Spring Street
Providence, RI
401-861-3218

AV Consultant
CAVANAUGH TOCCI
327 F Boston Post Road
Sudbury, MA 01776-3027
978-443-7871

SED #: 6618-0001-0005-032

PROJECT

Rye City School District

555 Theodore Fremd Ave, Rye, NY 10580

Rye High School & Middle School

1 Parsons Street, Rye, New York 10580

MIDDLE SCHOOL OFFICE SUITE DEMOLITION PLAN AND REFLECTED CEILING PLAN

PROJECT 2

SEAL & SIGNATURE

DATE: 01/19/21
PROJECT No: 9200
DRAWING BY: Author
CHK BY: Checker
DWG No:
A2-505

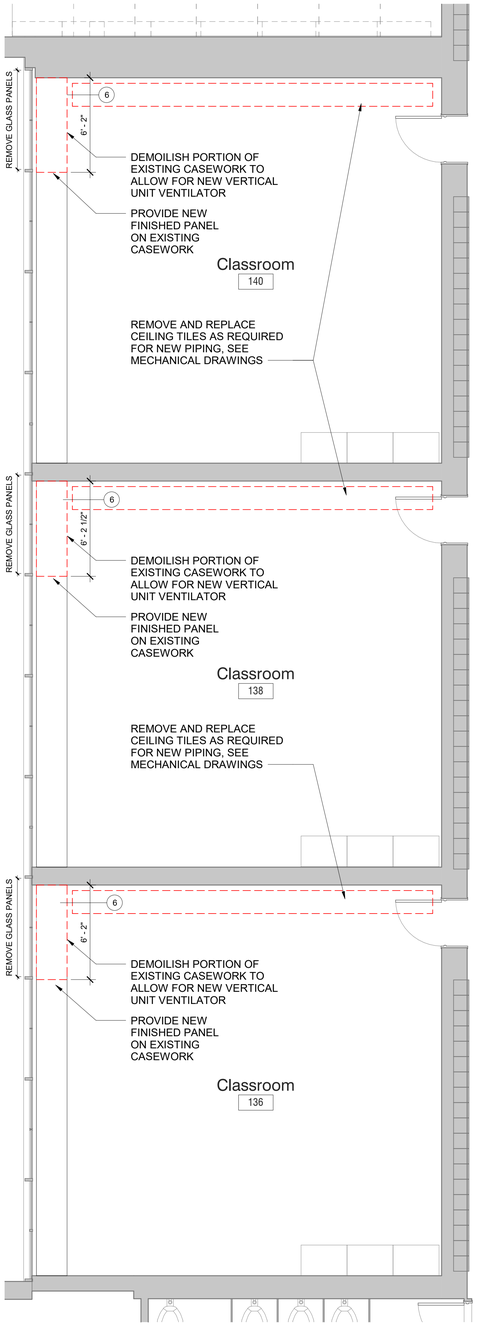

1 First Floor Classrooms Demolition Plan

SCALE: 1/4" = 1'-0"

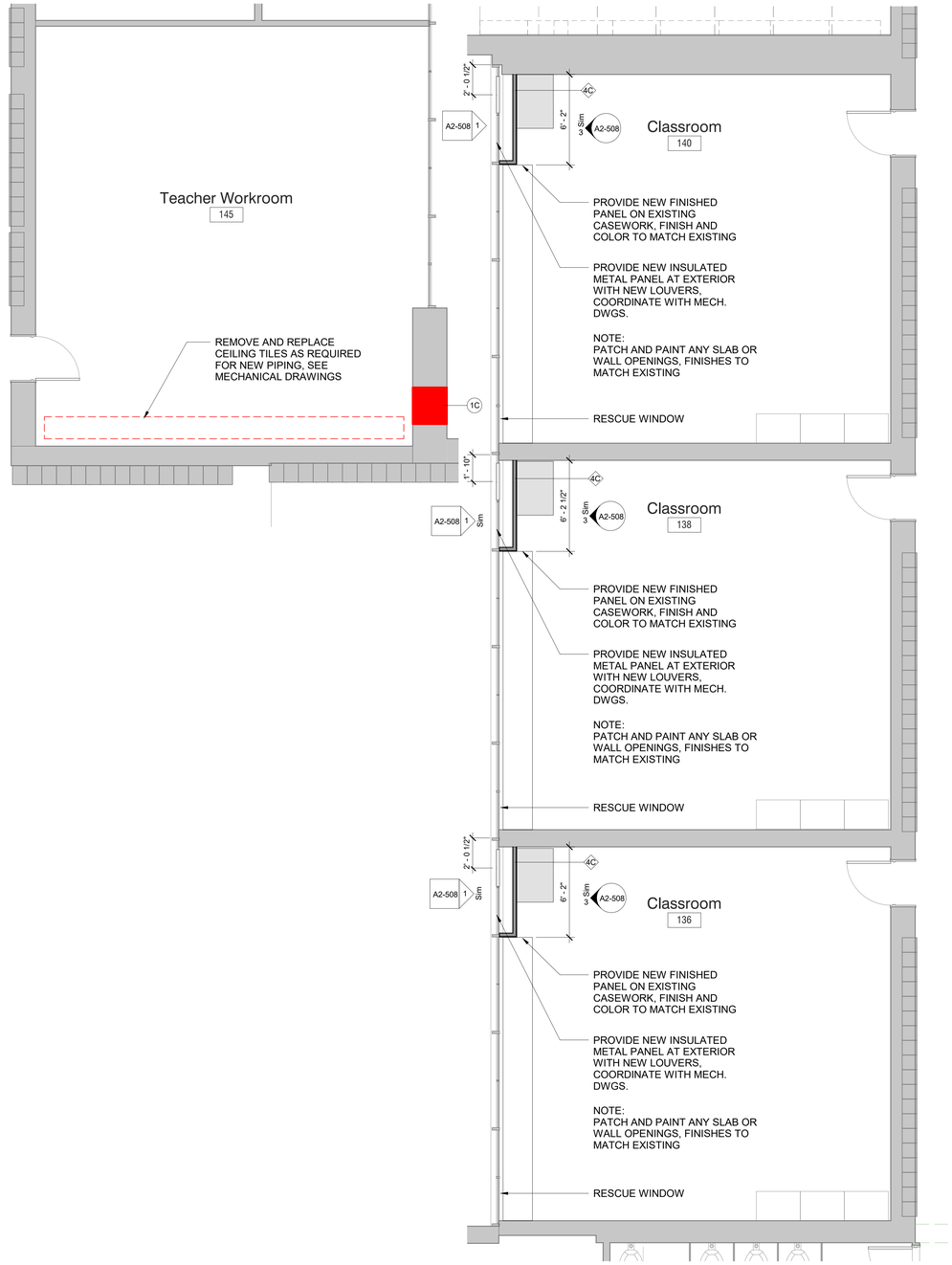

2 First Floor Classrooms Plan

SCALE: 1/4" = 1'-0"

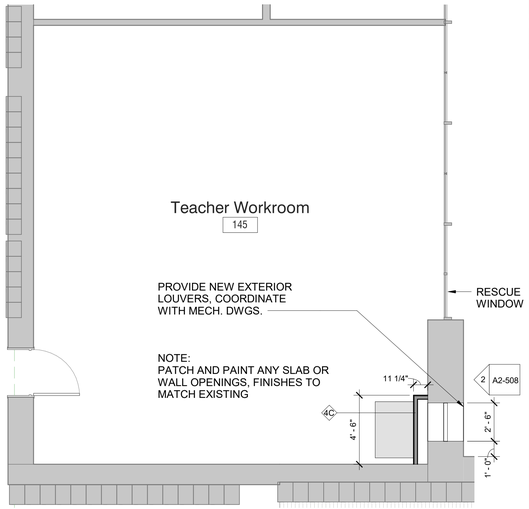

Demolition Keynote Legend Phase 2	
Key Value	Keynote Text
1	REMOVE EXISTING MASONRY/GYP. BD/TILE WALL ASSEMBLY.
1A	REMOVE EXISTING MASONRY/GYP. BD/TILE WALL ASSEMBLY TO CREATE A DOOR OPENING. SEE DOOR SCHEDULE.
1B	REMOVE EXISTING GYP. BD./ TILE ON TAG SIDE OF THE WALL. EXISTING STUDS TO REMAIN.
1C	REMOVE EXISTING MASONRY/GYP. BD/TILE WALL ASSEMBLY TO CREATE A WINDOW OPENING. SEE WINDOW TYPES.
1D	EXISTING STONE VENEER/PRECAST/LIMESTONE TO BE REMOVED AND STORED TO BE RE-INSTALLED. SEE DEMO AND PROPOSED DRAWINGS FOR EXTENT OF WORK.
2	REMOVE EXISTING DOOR, FRAME AND ASSOCIATED HARDWARE.
2A	REMOVE EXISTING EXTERIOR WINDOW, FRAME AND ASSOCIATED HARDWARE.
2B	REMOVE EXISTING INTERIOR WINDOW, FRAME AND ASSOCIATED HARDWARE.
2C	REMOVE EXISTING EXTERIOR LOUVER, FRAME, SILL & ACCOCIATED HARDWARE
3	REMOVE EXISTING FLOORING, BASE, ADHESIVE AND ALL APPLIED ACCESSORIES. FLASH PATCH AS REQUIRED TO ACHIEVE SMOOTH AND LEVEL SUBSTRATE PER MANUF. SPEC. FOR NEW FLOORING. PITCH TO NEW FLOOR DRAINS.
4	REMOVE EXISTING GYP. BD. CEILINGS, CEILING GRID, TILES & SOFFITS BELOW STRUCTURAL DECK. REMOVE EXISTING LIGHT FIXTURES AND DEVICES.
5	REMOVE EXISTING PLUMBING FIXTURES, TOILET PARTITIONS & ASSOCIATED PLUMBING AND ACCESSORIES.
6	REMOVE EXISTING MILLWORK COUNTER, CABINETS AND SHELVING.
6A	REMOVE EXISTING LOCKERS AND ASSOCIATED HARDWARE.

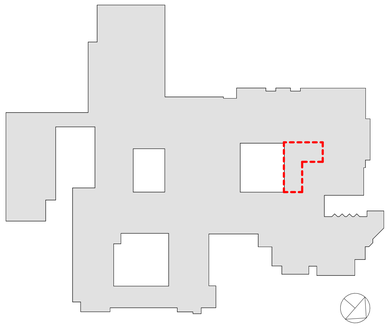

RYE HIGH SCHOOL & MIDDLE SCHOOL KEY PLAN

1" = 100'

Revision Schedule

No.	Description	Date
1	SED SUBMISSION	09/15/2020
3	ISSUED FOR BID	01/19/2021

Geddis Architects
Architecture. Planning. Interiors
71 Old Post Road
P.O. Box 1020
Southport, CT 06890
(203) 256-8700

Fielding International
Transforming Education by Design
259 Water Street Suite 1L
Warren , RI 02885 USA
+1 401-289-2789

BARILE GALLAGHER & ASSOCIATES
CONSULTING ENGINEERS
39 MARBLE AVENUE PLEASANTVILLE, NY 10570
914.328.6060 General@BGA-Eng.com www.BGA-Eng.com

Construction Manager
SAVIN ENGINEERS, P.C.
3 Campus Drive
Pleasantville, NY 10570
914-769-3200

Structural Engineer
ODEH ENGINEERS
1223 Mineral Spring Ave
North Providence, RI 02904
401-724-1771

Civil Engineer
WESTON & SAMPSON
1 Winners Circle, Suite 130
Albany, NY 12205
518-463-4400

Roof Consultant
WATSKY ASSOCIATES INC.
20 Madison Ave
Valhalla, NY 10595
914-948-3450

Acoustic Consultant
DP DESIGN
12 Cold Spring Street
Providence, RI
401-861-3218

AV Consultant
CAVANAUGH TOCCI
327 F Boston Post Road
Sudbury, MA 01776-3027
978-443-7871

SED #: 6618-0001-0005-032

PROJECT

Rye City School District

555 Theodore Fremd Ave, Rye, NY 10580

Rye High School & Middle School

1 Parsons Street, Rye, New York 10580

ENLARGED FIRST FLOOR CLASSROOM DEMOLITION PLAN AND FLOOR PLAN

PROJECT 1

SEAL & SIGNATURE

DATE: 01/19/21
PROJECT No: 9200
DRAWING BY: Author
CHK BY: Checker
DWG No:
A2-506

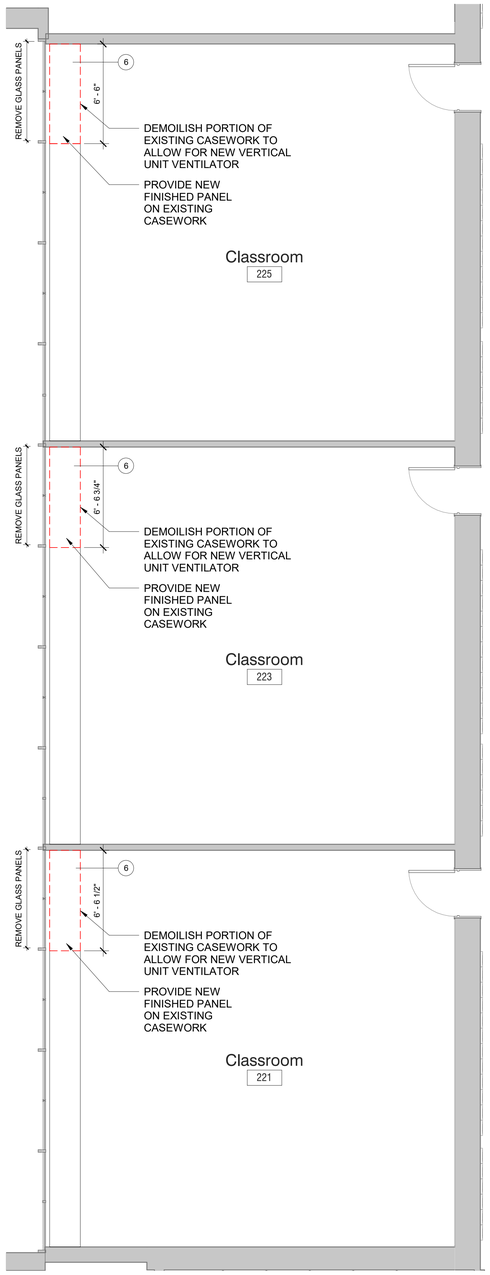

1 Second Floor Classrooms Demolition Plan

SCALE: 1/4" = 1'-0"



2 Second Floor Classrooms Demolition Plan 2

SCALE: 1/4" = 1'-0"

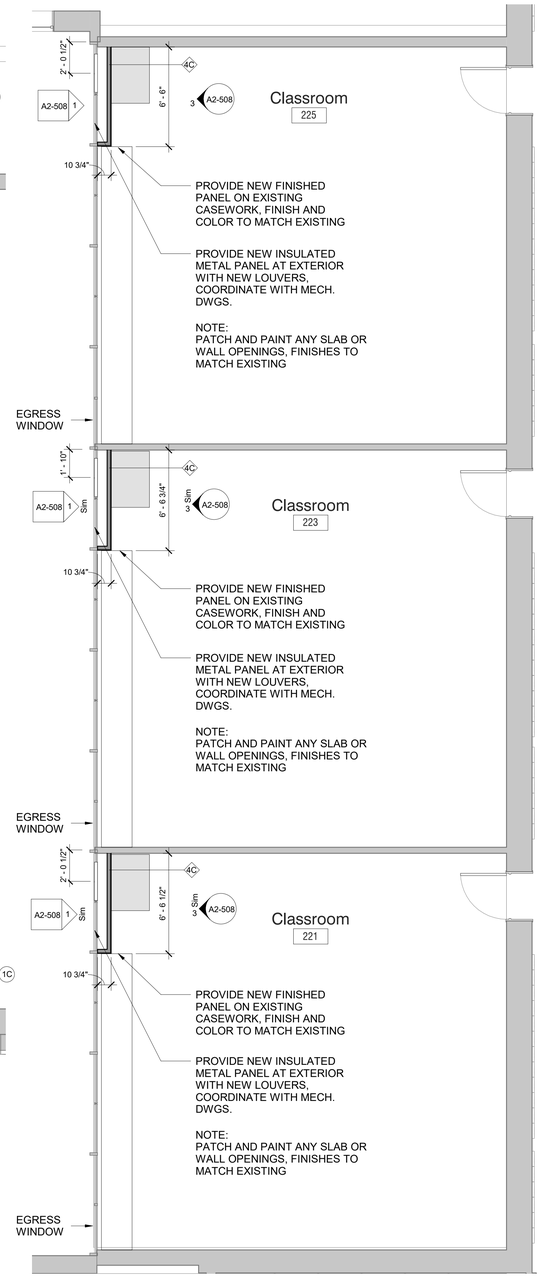

3 Second Floor Classrooms Plan

SCALE: 1/4" = 1'-0"

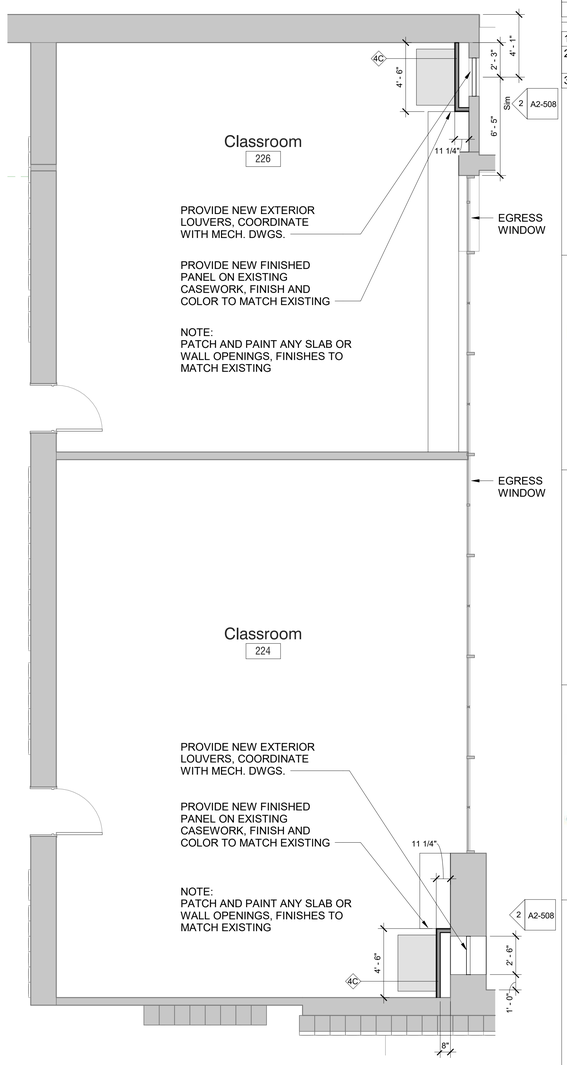

4 Second Floor Classrooms Plan 2

SCALE: 1/4" = 1'-0"

Demolition Keynote Legend Phase 2	
Key Value	Keynote Text
1	REMOVE EXISTING MASONRY/GYP. BD/TILE WALL ASSEMBLY.
1A	REMOVE EXISTING MASONRY/GYP. BD/TILE WALL ASSEMBLY TO CREATE A DOOR OPENING. SEE DOOR SCHEDULE.
1B	REMOVE EXISTING GYP. BD./ TILE ON TAG SIDE OF THE WALL. EXISTING STUDS TO REMAIN.
1C	REMOVE EXISTING MASONRY/GYP. BD/TILE WALL ASSEMBLY TO CREATE A WINDOW OPENING. SEE WINDOW TYPES.
1D	EXISTING STONE VENEER/PRECAST/LIMESTONE TO BE REMOVED AND STORED TO BE RE-INSTALLED. SEE DEMO AND PROPOSED DRAWINGS FOR EXTENT OF WORK.
2	REMOVE EXISTING DOOR, FRAME AND ASSOCIATED HARDWARE.
2A	REMOVE EXISTING EXTERIOR WINDOW, FRAME AND ASSOCIATED HARDWARE.
2B	REMOVE EXISTING INTERIOR WINDOW, FRAME AND ASSOCIATED HARDWARE.
2C	REMOVE EXISTING EXTERIOR LOUVER, FRAME, SILL & ACCOCIATED HARDWARE
3	REMOVE EXISTING FLOORING, BASE, ADHESIVE AND ALL APPLIED ACCESSORIES. FLASH PATCH AS REQUIRED TO ACHIEVE SMOOTH AND LEVEL SUBSTRATE PER MANUF. SPEC. FOR NEW FLOORING. PITCH TO NEW FLOOR DRAINS.
4	REMOVE EXISTING GYP. BD. CEILINGS, CEILING GRID, TILES & SOFFITS BELOW STRUCTURAL DECK. REMOVE EXISTING LIGHT FIXTURES AND DEVICES.
5	REMOVE EXISTING PLUMBING FIXTURES, TOILET PARTITIONS & ASSOCIATED PLUMBING AND ACCESSORIES.
6	REMOVE EXISTING MILLWORK COUNTER, CABINETS AND SHELVING.
6A	REMOVE EXISTING LOCKERS AND ASSOCIATED HARDWARE.

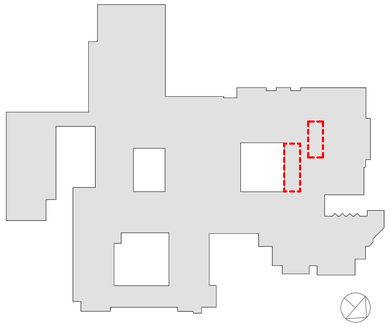

RYE HIGH SCHOOL & MIDDLE SCHOOL KEY PLAN

1" = 100'

Revision Schedule

No.	Description	Date
1	SED SUBMISSION	09/15/2020
2	SED SUBMISSION: Addendum #1	01/11/2021
3	ISSUED FOR BID	01/19/2021

Geddis Architects

Architecture. Planning. Interiors

71 Old Post Road
P.O. Box 1020
Southport, CT 06890
(203) 256-8700

Fielding International

Transforming Education by Design

259 Water Street Suite 1L
Warren , RI 02885 USA
+1 401-289-2789

BARILE GALLAGHER & ASSOCIATES

CONSULTING ENGINEERS

39 MARBLE AVENUE PLEASANTVILLE, NY 10570
914.328.6060 General@BGA-Eng.com www.BGA-Eng.com

Construction Manager
SAVIN ENGINEERS, P.C.
3 Campus Drive
Pleasantville, NY 10570
914-769-3200

Structural Engineer
ODEH ENGINEERS
1223 Mineral Spring Ave
North Providence, RI 02904
401-724-1771

Civil Engineer
WESTON & SAMPSON
1 Winners Circle, Suite 130
Albany, NY 12205
518-463-4400

Roof Consultant
WATSKY ASSOCIATES INC.
20 Madison Ave
Valhalla, NY 10595
914-948-3450

Acoustic Consultant
DP DESIGN
12 Cold Spring Street
Providence, RI
401-861-3218

AV Consultant
CAVANAUGH TOCCI
327 F Boston Post Road
Sudbury, MA 01776-3027
978-443-7871

SED #: 6618-0001-0005-032

PROJECT

Rye City School District

555 Theodore Fremd Ave, Rye, NY 10580

Rye High School & Middle School

1 Parsons Street, Rye, New York 10580

ENLARGED SECOND FLOOR CLASSROOM DEMOLITION PLAN AND FLOOR PLAN

PROJECT 1

SEAL & SIGNATURE

DATE: 01/19/21
PROJECT No: 9200
DRAWING BY: Author
CHK BY: Checker
DWG No:
A2-507

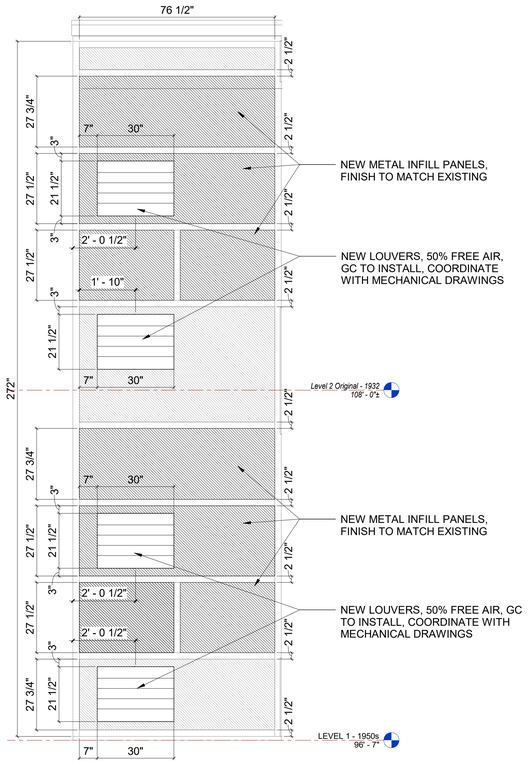

1 Exterior Curtainwall Louver Elevation

SCALE: 1/2" = 1'-0"

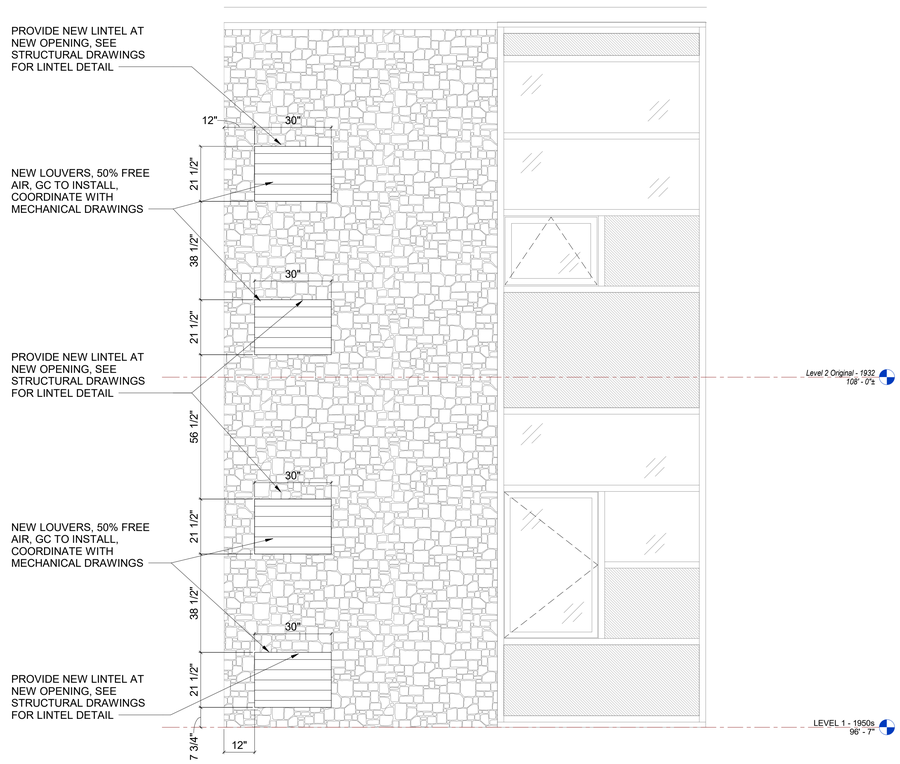

2 Exterior Courtyard Louver Elevation

SCALE: 1/2" = 1'-0"

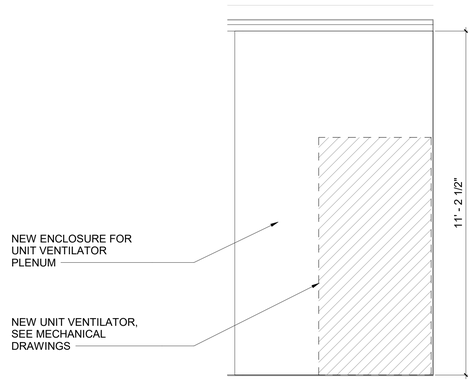

3 Unit Ventilator Enclosure, Typ.

SCALE: 1/2" = 1'-0"

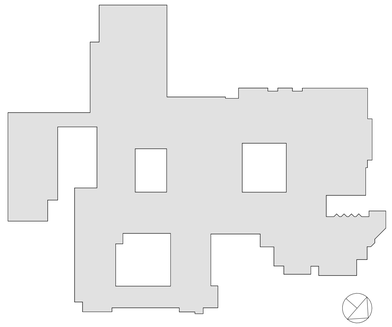

RYE HIGH SCHOOL & MIDDLE SCHOOL KEY PLAN

1" = 100'

Revision Schedule

No.	Description	Date
1	SED SUBMISSION	09/15/2020
3	ISSUED FOR BID	01/19/2021

Geddis Architects

Architecture. Planning. Interiors

71 Old Post Road
P.O. Box 1020
Southport, CT 06890
(203) 256-8700

Fielding International

Transforming Education by Design

259 Water Street Suite 1L
Warren , RI 02885 USA
+1 401-289-2789

BARILE GALLAGHER & ASSOCIATES

CONSULTING ENGINEERS

39 MARBLE AVENUE PLEASANTVILLE, NY 10570
914.328.6060 General@BGA-Eng.com www.BGA-Eng.com

Construction Manager
SAVIN ENGINEERS, P.C.
3 Campus Drive
Pleasantville, NY 10570
914-769-3200

Structural Engineer
ODEH ENGINEERS
1223 Mineral Spring Ave
North Providence, RI 02904
401-724-1771

Civil Engineer
WESTON & SAMPSON
1 Winners Circle, Suite 130
Albany, NY 12205
518-463-4400

Roof Consultant
WATSKY ASSOCIATES INC.
20 Madison Ave
Valhalla, NY 10595
914-948-3450

Acoustic Consultant
DP DESIGN
12 Cold Spring Street
Providence, RI
401-861-3218

AV Consultant
CAVANAUGH TOCCI
327 F Boston Post Road
Sudbury, MA 01776-3027
978-443-7871

SED #: 6618-0001-0005-032

PROJECT

Rye City School District

555 Theodore Fremd Ave, Rye, NY 10580

Rye High School & Middle School

1 Parsons Street, Rye, New York 10580

LOUVER AND VENTILATION PLACEMENT ELEVATIONS

PROJECT 1

SEAL & SIGNATURE

DATE: 01/19/21
PROJECT No: 9200
DRAWING BY: Author
CHK BY: Checker
DWG No:
A2-508

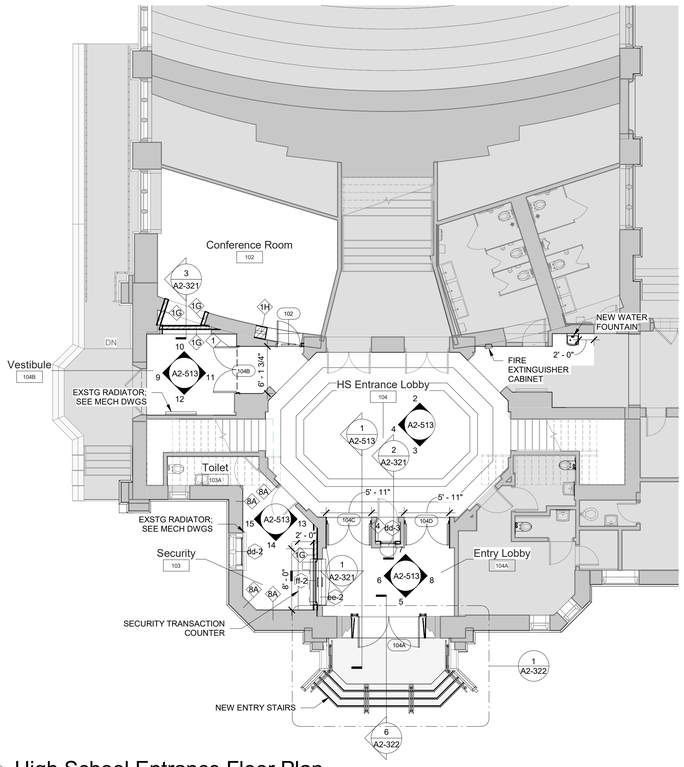

1 High School Entrance Floor Plan

SCALE: 1/8" = 1'-0"

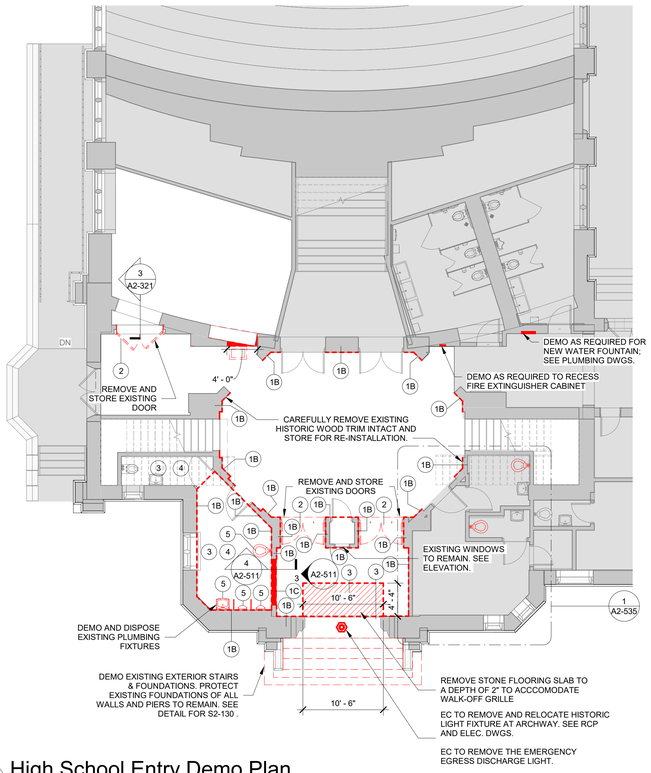

2 High School Entry Demo Plan

SCALE: 1/8" = 1'-0"

GENERAL NOTE:

DIMENSIONS ARE SHOWN CENTERLINE TO CENTERLINE FOR NEW WALLS AND FACE OF EXISTING FINISH FOR EXTERIOR WALLS OR EXISTING WALLS TO REMAIN (UNLESS NOTED OTHERWISE)

Demolition Keynote Legend Phase 2	
Key Value	Keynote Text
1	REMOVE EXISTING MASONRY/GYP. BD/TILE WALL ASSEMBLY.
1A	REMOVE EXISTING MASONRY/GYP. BD/TILE WALL ASSEMBLY TO CREATE A DOOR OPENING. SEE DOOR SCHEDULE.
1B	REMOVE EXISTING GYP. BD./ TILE ON TAG SIDE OF THE WALL. EXISTING STUDS TO REMAIN.
1C	REMOVE EXISTING MASONRY/GYP. BD/TILE WALL ASSEMBLY TO CREATE A WINDOW OPENING. SEE WINDOW TYPES.
1D	EXISTING STONE VENEER/PRECAST/LIMESTONE TO BE REMOVED AND STORED TO BE RE-INSTALLED. SEE DEMO AND PROPOSED DRAWINGS FOR EXTENT OF WORK.
2	REMOVE EXISTING DOOR, FRAME AND ASSOCIATED HARDWARE.
2A	REMOVE EXISTING EXTERIOR WINDOW, FRAME AND ASSOCIATED HARDWARE.
2B	REMOVE EXISTING INTERIOR WINDOW, FRAME AND ASSOCIATED HARDWARE.
2C	REMOVE EXISTING EXTERIOR LOUVER, FRAME, SILL & ACCOCIATED HARDWARE
3	REMOVE EXISTING FLOORING, BASE, ADHESIVE AND ALL APPLIED ACCESSORIES. FLASH PATCH AS REQUIRED TO ACHIEVE SMOOTH AND LEVEL SUBSTRATE PER MANUF. SPEC. FOR NEW FLOORING. PITCH TO NEW FLOOR DRAINS.
4	REMOVE EXISTING GYP. BD. CEILINGS, CEILING GRID, TILES & SOFFITS BELOW STRUCTURAL DECK. REMOVE EXISTING LIGHT FIXTURES AND DEVICES.
5	REMOVE EXISTING PLUMBING FIXTURES, TOILET PARTITIONS & ASSOCIATED PLUMBING AND ACCESSORIES.
6	REMOVE EXISTING MILLWORK COUNTER, CABINETS AND SHELVING.
6A	REMOVE EXISTING LOCKERS AND ASSOCIATED HARDWARE.

DEMO LEGEND

- DEMO EXISTING WALLS & DOORS
- DEMO EXISTING WALL FINISHES
- AREA NOT IN SCOPE

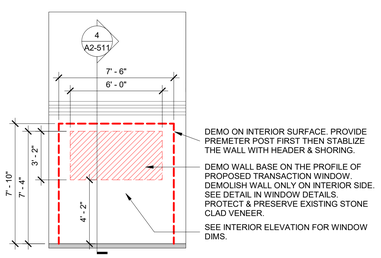

3 HS Security Window Demo Elevation

SCALE: 1/4" = 1'-0"

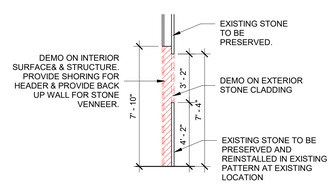

4 HS Security Window Demo Section

SCALE: 1/4" = 1'-0"

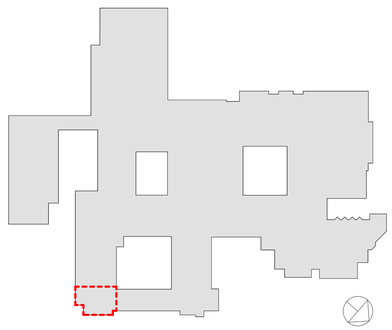

RYE HIGH SCHOOL & MIDDLE SCHOOL KEY PLAN

1" = 100'

Revision Schedule

No.	Description	Date
1	SED SUBMISSION	09/15/2020
2	SED SUBMISSION: Addendum #1	01/11/2021
3	ISSUED FOR BID	01/19/2021

Geddis Architects

Architecture. Planning. Interiors

71 Old Post Road
P.O. Box 1020
Southport, CT 06890
(203) 256-8700

Fielding International

Transforming Education by Design

259 Water Street Suite 1L
Warren , RI 02885 USA
+1 401-289-2789

BARILE GALLAGHER & ASSOCIATES

CONSULTING ENGINEERS

39 MARBLE AVENUE PLEASANTVILLE, NY 10570
914.328.6060 General@BGA-Eng.com www.BGA-Eng.com

Construction Manager
SAVIN ENGINEERS, P.C.
3 Campus Drive
Pleasantville, NY 10570
914-769-3200

Structural Engineer
ODEH ENGINEERS
1223 Mineral Spring Ave
North Providence, RI 02904
401-724-1771

Civil Engineer
WESTON & SAMPSON
1 Winners Circle, Suite 130
Albany, NY 12205
518-463-4400

Roof Consultant
WATSKY ASSOCIATES INC.
20 Madison Ave
Valhalla, NY 10595
914-948-3450

Acoustic Consultant
DP DESIGN
12 Cold Spring Street
Providence, RI
401-861-3218

AV Consultant
CAVANAUGH TOCCI
327 F Boston Post Road
Sudbury, MA 01776-3027
978-443-7871

SED #: 6618-0001-0005-032

PROJECT

Rye City School District

555 Theodore Fremd Ave, Rye, NY 10580

Rye High School & Middle School

1 Parsons Street, Rye, New York 10580

HIGH SCHOOL ENTRANCE PLANS

PROJECT 1

SEAL & SIGNATURE

DATE: 11/04/19
PROJECT No: 9200
DRAWING BY: Author
CHK BY: Checker
DWG No:
A2-511

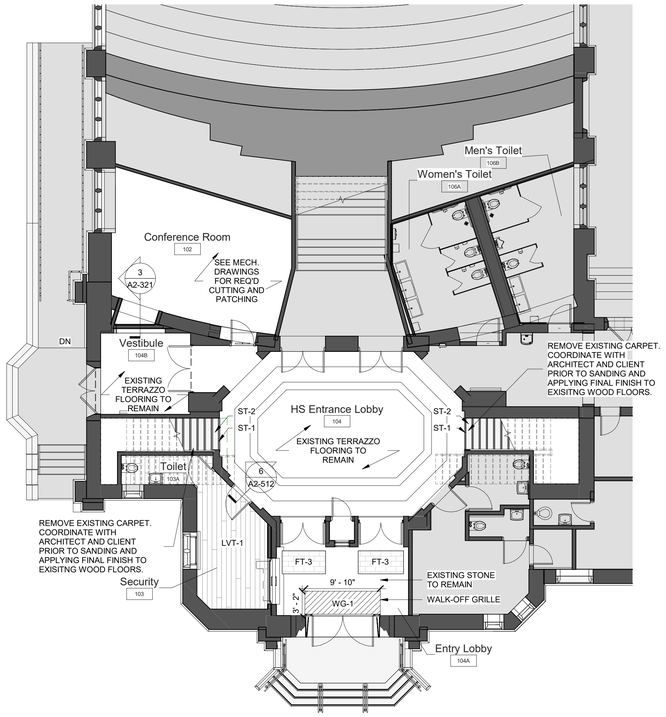

1 High School Entrance Flooring Plan

SCALE: 1/8" = 1'-0"

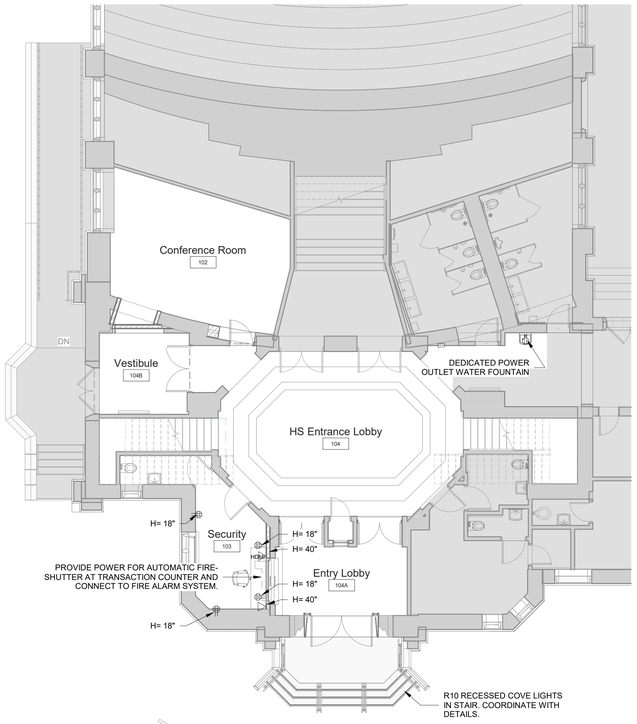

2 High School Entrance Power and Technology Plan

SCALE: 1/8" = 1'-0"

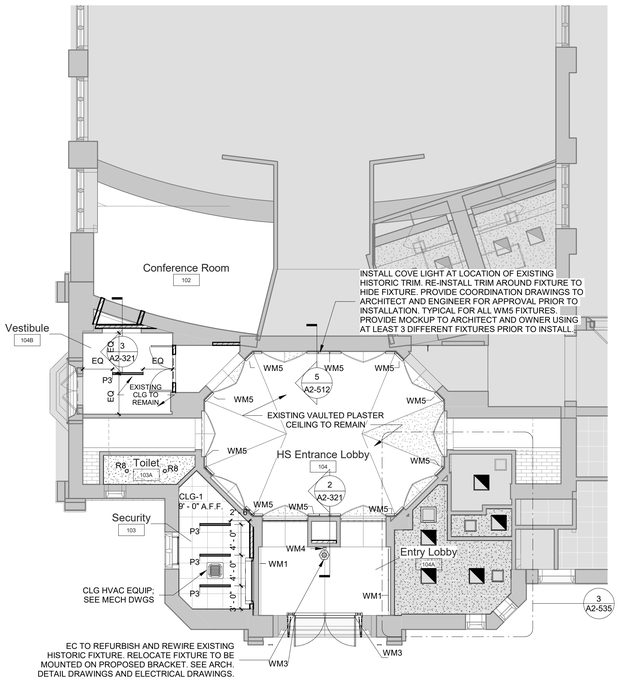

3 High School Entry RCP

SCALE: 1/8" = 1'-0"

AREA NOT IN SCOPE

GENERAL NOTE:

1. ALL AREAS WITH NEW FLOORING TO RECEIVE SELF-LEVELING UNDERLAYMENT SO THAT SUBSTRATE IS SMOOTH AND LEVEL PER FLOORING MFG'S INSTRUCTIONS.

GENERAL NOTE:

SEE INTERIOR ELEVATIONS FOR CUT LINES OF WALL FINISHES

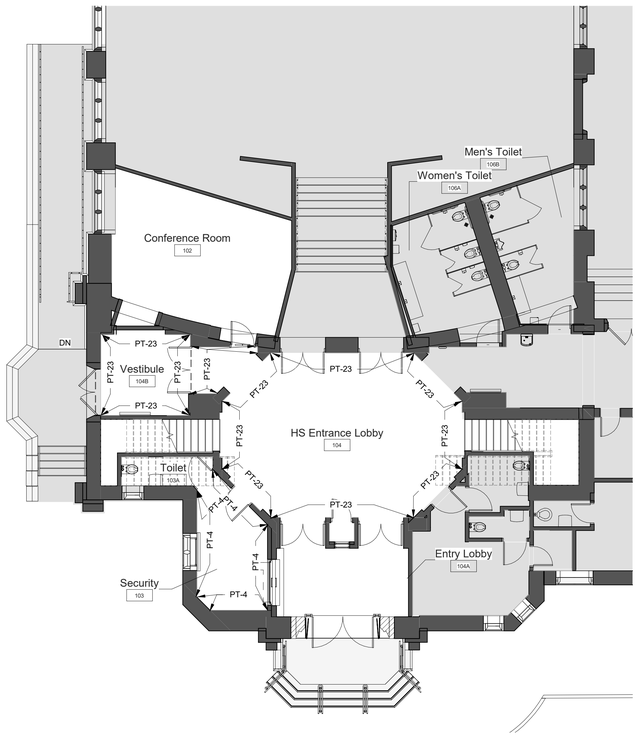

4 High School Entry Wall Paint Plan

SCALE: 1/8" = 1'-0"

A/V FIXTURES - COORDINATE WITH OWNER'S A/V CONTRACTOR

THIS DRAWING SHOWN FOR ARCHITECTURAL COORDINATION PURPOSES ONLY. SEE ELECTRICAL DRAWINGS. OWNER'S AV DRAWINGS CAN BE PROVIDED UPON REQUEST. ALL POWER, DATA, COPPER WIRE FOR TELECOIL LOOP SYSTEM, AND A/V CONDUIT TO BE BY ELECTRICAL CONTRACTOR.

PROJECTORS AND DISPLAYS

FP — **WALL-MOUNTED LCD DISPLAY (BY OWNER):** BASIS OF DESIGN: SHARP, & CHIEF MANUFACTURING. PROVIDE BLOCKING.

SPEAKERS

S2 — **CEILING-RECESSED AUDIO SPEAKER (BY OWNER):** BASIS OF DESIGN: COMMUNITY D6 - WHITE. PROVIDE BLOCKING.

L — **CEILING-MOUNTED LINEAR ARRAY SPEAKER (BY OWNER):** BASIS OF DESIGN: INNOVEX FLEX FOCUS FF-V2.6 PROVIDE BLOCKING.

L (ELEV.) (PLAN) — **WALL MOUNTED SPEAKER (BY OWNER):** BASIS OF DESIGN: INNOVEX MICRO - FOCUS 2.1. PROVIDE BLOCKING.(SEE INTERIOR ELEVATIONS AND RCP)

ACCESSORIES

(RCP) (PLAN) — **AV EQUIPMENT CEILING RACK (BY OWNER) :** BASIS OF DESIGN: ATLAS CR222-NR. PROVIDE BLOCKING.(SEE INTERIOR ELEVATIONS AND RCP)

(ELEV.) (PLAN) — **WALL MOUNTED DIGITAL CLOCK:** BASIS OF DESIGN: ATLAS IED IP DUAL SIDED LCD WITH SPEAKERS PROVIDE BLOCKING. (SEE INTERIOR ELEVATIONS AND COORDINATE w/ POWER PLAN)

T (ELEV.) (PLAN) — **IP PHONE:** BASIS OF DESIGN: CISCO. PROVIDE BLOCKING. (SEE INTERIOR ELEVATIONS AND COORDINATE w/ POWER PLAN)

R5 (ELEV.) (PLAN) — **TOUCH CONTROL PANEL (BY OWNER)** EXTRON MLC PLUS 100. (SEE INTERIOR ELEVATIONS AND POWER & TECH PLAN)

TELECOIL LOOP : BY ELECTRICAL CONTRACTOR. AUDIO INDUCTION LOOP AIDS ASSISTIVE LISTENING TECHNOLOGY. CONSISTS OF PHYSICAL CABLE LOOPS PLACED AROUND DESIGNATED SPACES. (SEE ELECTRICAL DRAWINGS)

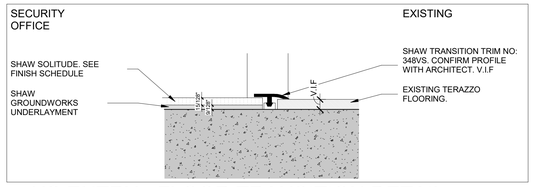

6 HS ENTRY - FLOOR TRANSITION DETAIL A

SCALE: 12" = 1'-0"

POWER OUTLETS & DEVICES LEGEND:

THIS DRAWING SHOWN FOR ARCHITECTURAL COORDINATION PURPOSES ONLY. COORDINATE WITH ELECTRICAL AND MECHANICAL DRAWINGS. OWNER'S AV DRAWINGS CAN BE PROVIDED UPON REQUEST. ALL POWER, DATA, COPPER WIRE FOR TELECOIL LOOP SYSTEM, AND A/V CONDUIT TO BE BY ELECTRICAL CONTRACTOR.

USB & PWR	USB AND POWER OUTLET
	DOUBLE POWER OUTLET
	QUAD POWER OUTLET
	INTEGRATED FLOOR OUTLET AND AV INPUT; 4 INTEGRATED POWER OUTLETS BASIS OF DESIGN: FSR FL-500P-4-B
P	HARDWIRED POWER LOCATION: *NOTE ELECTRICAL CONTRACTOR TO SCHEDULE COORDINATION MEETING WITH ARCHITECT TO VERIFY HARDWIRE LOCATION FOR POWER INTEGRATED CASEWORK/FURNITURE
LCP	LIGHTING CONTROL PANEL
S	LIGHTING SWITCH
4D	ETHERNET DATA OUTLET
HDMI	HDMI DATA OUTLET
(ELEV.) (PLAN)	WALL MOUNTED DIGITAL CLOCK:
(ELEV.) (PLAN)	IP PHONE:

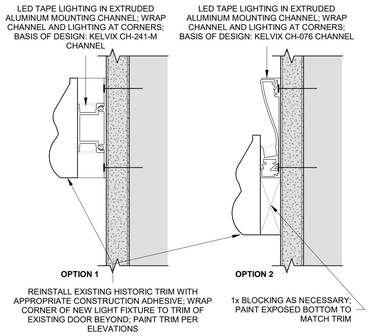

5 HIGH SCHOOL ENTRY LOBBY - COVE LIGHT AT TRIM

SCALE: 6" = 1'-0"

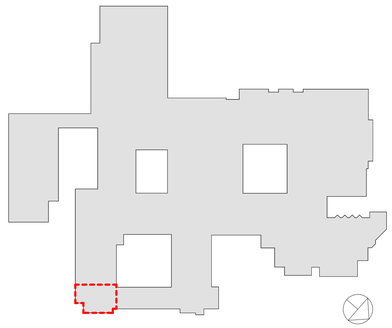

RYE HIGH SCHOOL & MIDDLE SCHOOL KEY PLAN

1" = 100'

Revision Schedule

No.	Description	Date
1	SED SUBMISSION	09/15/2020
3	ISSUED FOR BID	01/19/2021

Geddis Architects

Architecture. Planning. Interiors

71 Old Post Road
P.O. Box 1020
Southport, CT 06890
(203) 256-8700

Fielding International

Transforming Education by Design

259 Water Street Suite 1L
Warren , RI 02885 USA
+1 401-289-2789

BARILE GALLAGHER & ASSOCIATES

CONSULTING ENGINEERS

39 MARBLE AVENUE PLEASANTVILLE, NY 10570
914.328.6060 General@BGA-Eng.com www.BGA-Eng.com

Construction Manager
SAVIN ENGINEERS, P.C.
3 Campus Drive
Pleasantville, NY 10570
914-769-3200

Structural Engineer
ODEH ENGINEERS
1223 Mineral Spring Ave
North Providence, RI 02904
401-724-1771

Civil Engineer
WESTON & SAMPSON
1 Winners Circle, Suite 130
Albany, NY 12205
518-463-4400

Roof Consultant
WATSKY ASSOCIATES INC.
20 Madison Ave
Valhalla, NY 10595
914-948-3450

Acoustic Consultant
DP DESIGN
12 Cold Spring Street
Providence, RI
401-861-3218

AV Consultant
CAVANAUGH TOCCI
327 F Boston Post Road
Sudbury, MA 01776-3027
978-443-7871

SED #: 6618-0001-0005-032

PROJECT

Rye City School District

555 Theodore Fremd Ave, Rye, NY 10580

Rye High School & Middle School

1 Parsons Street, Rye, New York 10580

HIGH SCHOOL ENTRANCE PLANS

PROJECT 1

SEAL & SIGNATURE

DATE: 06/12/20
PROJECT No: 9200
DRAWING BY: Author
CHK BY: Checker
DWG No: A2-512

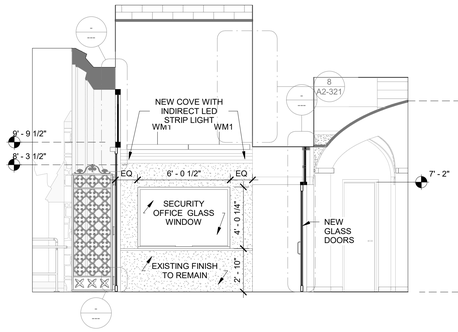

1 High School Entry Vestibule Section
SCALE: 1/4" = 1'-0"

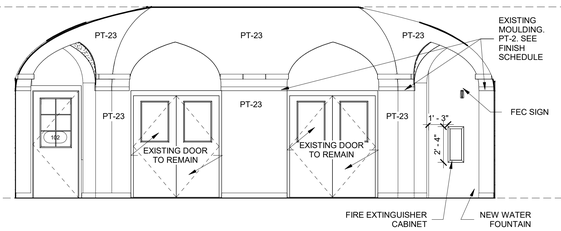

2 High School Entrance Lobby - A
SCALE: 1/4" = 1'-0"

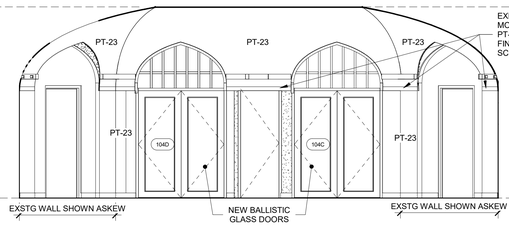

3 High School Entrance Lobby - C
SCALE: 1/4" = 1'-0"

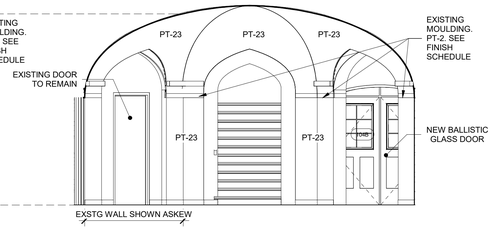

4 High School Entrance Lobby - D
SCALE: 1/4" = 1'-0"

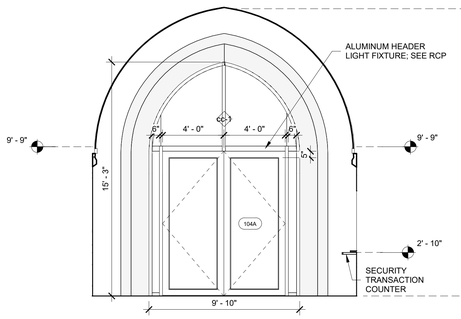

5 High School Entry Vestibule Elevation - C
SCALE: 1/4" = 1'-0"

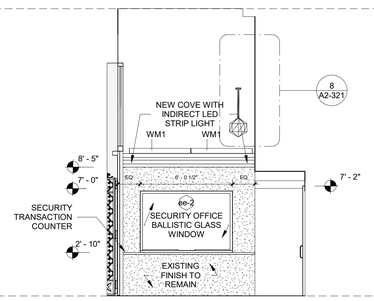

6 High School Entry Vestibule Elevation - D
SCALE: 1/4" = 1'-0"

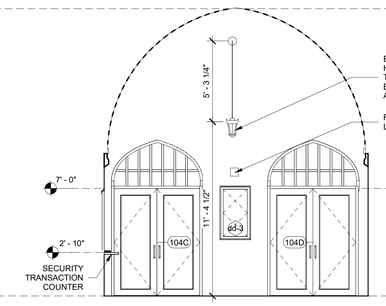

7 High School Entry Vestibule Elevation - A
SCALE: 1/4" = 1'-0"

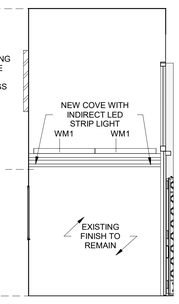

8 High School Entry Vestibule Elevation - B
SCALE: 1/4" = 1'-0"

9 Security Vestibule Elevation - D
SCALE: 1/4" = 1'-0"

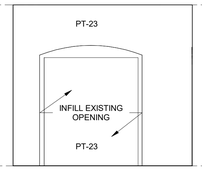

10 Security Vestibule Elevation - A
SCALE: 1/4" = 1'-0"

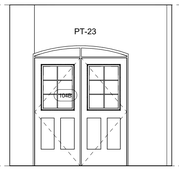

11 Security Vestibule Elevation - B
SCALE: 1/4" = 1'-0"

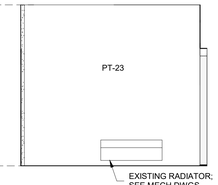

12 Security Vestibule Elevation - C
SCALE: 1/4" = 1'-0"

16 High School Entrance Exterior Elevation
SCALE: 1/4" = 1'-0"

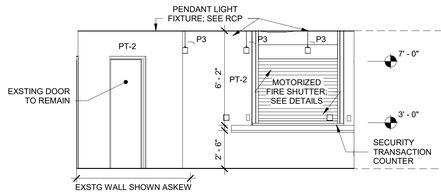

13 Security Office - B
SCALE: 1/4" = 1'-0"

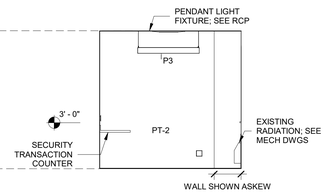

14 Security Office - C
SCALE: 1/4" = 1'-0"

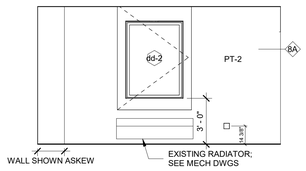

15 Security Office - D
SCALE: 1/4" = 1'-0"

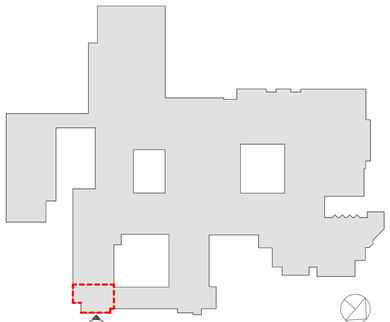

RYE HIGH SCHOOL & MIDDLE SCHOOL KEY PLAN
1" = 100'

Revision Schedule

No.	Description	Date
1	SED SUBMISSION	09/15/2020
3	ISSUED FOR BID	01/19/2021

Geddis Architects
Architecture. Planning. Interiors
71 Old Post Road
P.O. Box 1020
Southport, CT 06890
(203) 256-8700

Fielding International
Transforming Education by Design
259 Water Street Suite 1L
Warren , RI 02885 USA
+1 401-289-2789

BARILE GALLAGHER & ASSOCIATES
CONSULTING ENGINEERS
39 MARBLE AVENUE PLEASANTVILLE, NY 10570
914.328.6060 General@BGA-Eng.com www.BGA-Eng.com

Construction Manager
SAVIN ENGINEERS, P.C.
3 Campus Drive
Pleasantville, NY 10570
914-769-3200

Structural Engineer
ODEH ENGINEERS
1223 Mineral Spring Ave
North Providence, RI 02904
401-724-1771

Civil Engineer
WESTON & SAMPSON
1 Winners Circle, Suite 130
Albany, NY 12205
518-463-4400

Roof Consultant
WATSKY ASSOCIATES INC.
20 Madison Ave
Valhalla, NY 10595
914-948-3450

Acoustic Consultant
DP DESIGN
12 Cold Spring Street
Providence, RI
401-861-3218

AV Consultant
CAVANAUGH TOCCI
327 F Boston Post Road
Sudbury, MA 01776-3027
978-443-7871

SED #: 6618-0001-0005-032

PROJECT
Rye City School District
555 Theodore Fremd Ave, Rye, NY 10580

Rye High School & Middle School

1 Parsons Street, Rye, New York 10580

HIGH SCHOOL ENTRANCE ELEVATION

PROJECT 1

SEAL & SIGNATURE

DATE: 02/13/20
PROJECT No: 9200
DRAWING BY: Author
CHK BY: Checker
DWG No:
A2-513

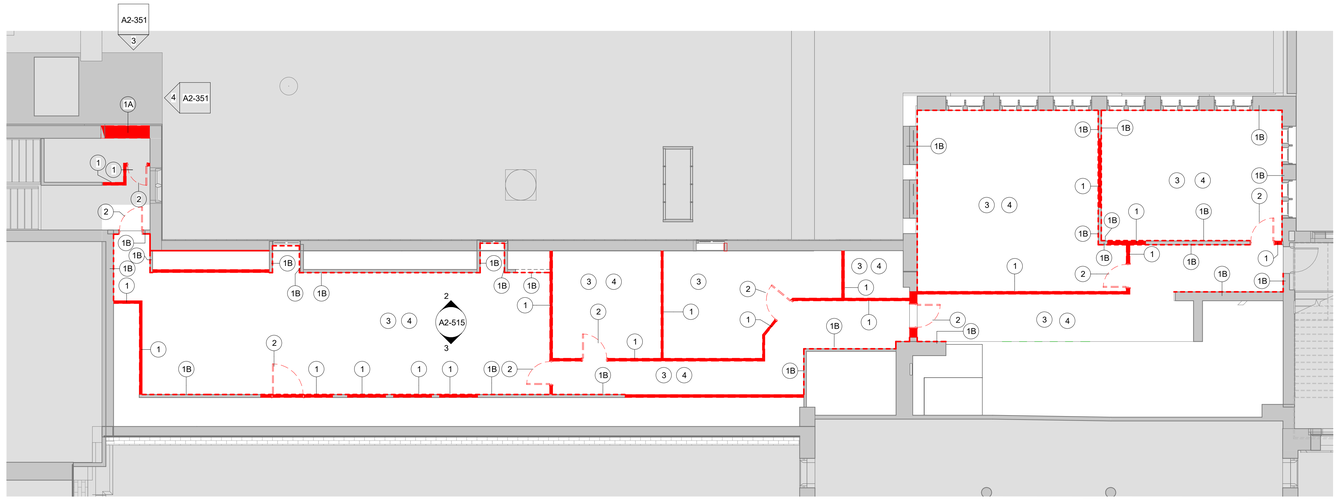

1 Third Floor Demo Plan
SCALE: 1/8" = 1'-0"

Demolition Keynote Legend Phase 2	
Key Value	Keynote Text
1	REMOVE EXISTING MASONRY/GYP. BD/TILE WALL ASSEMBLY.
1A	REMOVE EXISTING MASONRY/GYP. BD/TILE WALL ASSEMBLY TO CREATE A DOOR OPENING. SEE DOOR SCHEDULE.
1B	REMOVE EXISTING GYP. BD./ TILE ON TAG SIDE OF THE WALL. EXISTING STUDS TO REMAIN.
1C	REMOVE EXISTING MASONRY/GYP. BD/TILE WALL ASSEMBLY TO CREATE A WINDOW OPENING. SEE WINDOW TYPES.
1D	EXISTING STONE VENEER/PRECAST/LIMESTONE TO BE REMOVED AND STORED TO BE RE-INSTALLED. SEE DEMO AND PROPOSED DRAWINGS FOR EXTENT OF WORK.
2	REMOVE EXISTING DOOR, FRAME AND ASSOCIATED HARDWARE.
2A	REMOVE EXISTING EXTERIOR WINDOW, FRAME AND ASSOCIATED HARDWARE.
2B	REMOVE EXISTING INTERIOR WINDOW, FRAME AND ASSOCIATED HARDWARE.
2C	REMOVE EXISTING EXTERIOR LOUVER, FRAME, SILL & ACCOCIATED HARDWARE
3	REMOVE EXISTING FLOORING, BASE, ADHESIVE AND ALL APPLIED ACCESSORIES. FLASH PATCH AS REQUIRED TO ACHIEVE SMOOTH AND LEVEL SUBSTRATE PER MANUF. SPEC. FOR NEW FLOORING. PITCH TO NEW FLOOR DRAINS.
4	REMOVE EXISTING GYP. BD. CEILINGS, CEILING GRID, TILES & SOFFITS BELOW STRUCTURAL DECK. REMOVE EXISTING LIGHT FIXTURES AND DEVICES.
5	REMOVE EXISTING PLUMBING FIXTURES, TOILET PARTITIONS & ASSOCIATED PLUMBING AND ACCESSORIES.
6	REMOVE EXISTING MILLWORK COUNTER, CABINETS AND SHELVING.
6A	REMOVE EXISTING LOCKERS AND ASSOCIATED HARDWARE.

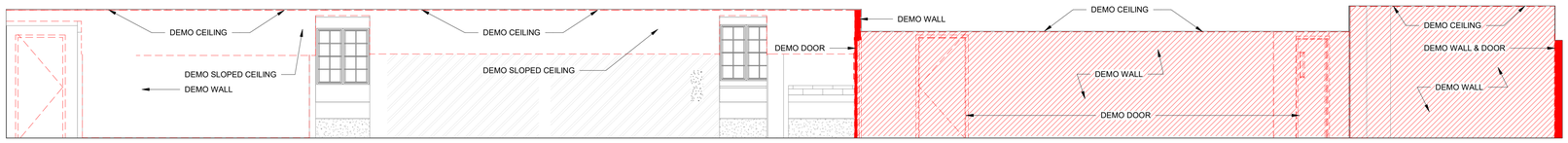

2 Third Floor Learning Commons Demo Elevation-A
SCALE: 1/4" = 1'-0"

DEMO LEGEND

- DEMO EXISTING WALLS & DOORS
- DEMO EXISTING WALL FINISHES
- AREA NOT IN SCOPE

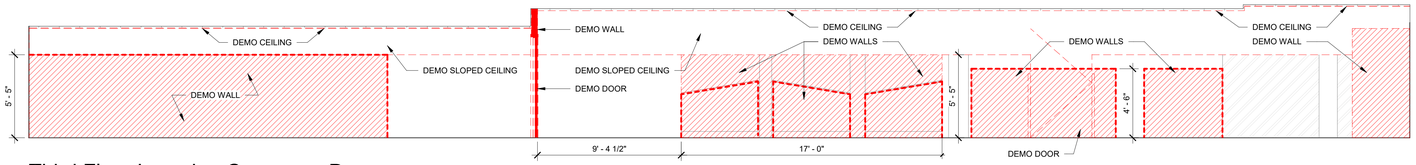

3 Third Floor Learning Commons Demo Elevation-C
SCALE: 1/4" = 1'-0"

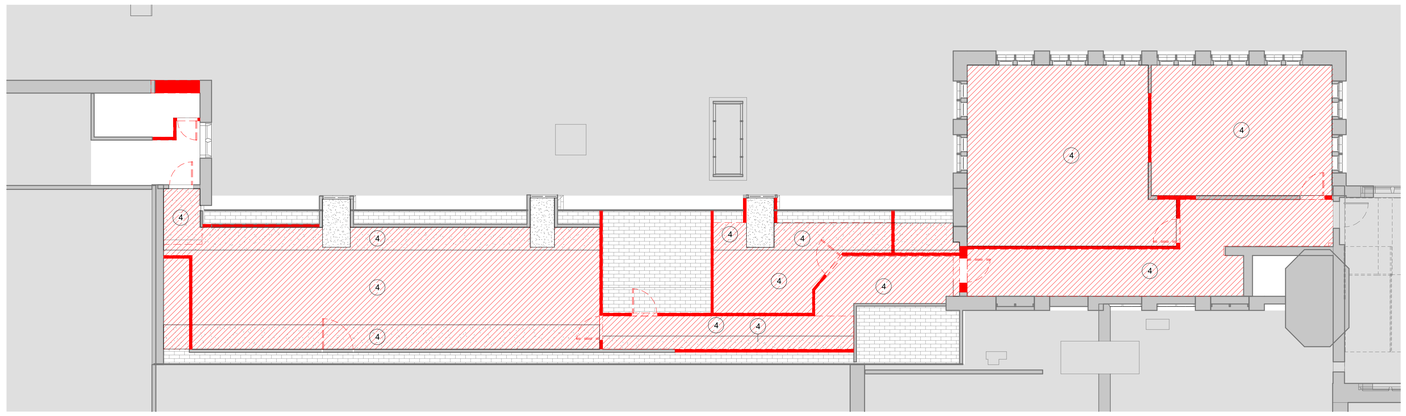

4 Third Floor Demo RCP
SCALE: 1/8" = 1'-0"

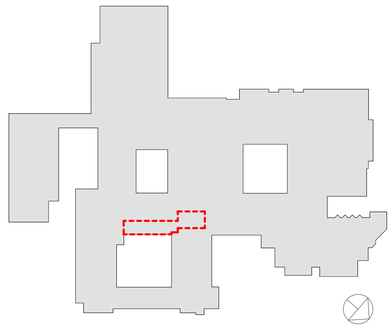

RYE HIGH SCHOOL & MIDDLE SCHOOL KEY PLAN
1" = 100'

Revision Schedule

No.	Description	Date
1	SED SUBMISSION	09/15/2020
3	ISSUED FOR BID	01/19/2021

Geddis Architects
Architecture. Planning. Interiors
71 Old Post Road
P.O. Box 1020
Southport, CT 06890
(203) 256-8700

Fielding International
Transforming Education by Design
259 Water Street Suite 1L
Warren , RI 02885 USA
+1 401-289-2789

BARILE GALLAGHER & ASSOCIATES
CONSULTING ENGINEERS
39 MARBLE AVENUE PLEASANTVILLE, NY 10570
914.328.6060 General@BGA-Eng.com www.BGA-Eng.com

Construction Manager
SAVIN ENGINEERS, P.C.
3 Campus Drive
Pleasantville, NY 10570
914-769-3200

Structural Engineer
ODEH ENGINEERS
1223 Mineral Spring Ave
North Providence, RI 02904
401-724-1771

Civil Engineer
WESTON & SAMPSON
1 Winners Circle, Suite 130
Albany, NY 12205
518-463-4400

Roof Consultant
WATSKY ASSOCIATES INC.
20 Madison Ave
Valhalla, NY 10595
914-948-3450

Acoustic Consultant
DP DESIGN
12 Cold Spring Street
Providence, RI
401-861-3218

AV Consultant
CAVANAUGH TOCCI
327 F Boston Post Road
Sudbury, MA 01776-3027
978-443-7871

SED #: 6618-0001-0005-032

PROJECT
Rye City School District
555 Theodore Fremd Ave, Rye, NY 10580

Rye High School & Middle School
1 Parsons Street, Rye, New York 10580

THIRD FLOOR LEARNING COMMUNITY DEMO DRAWINGS

PROJECT 3

SEAL & SIGNATURE

DATE: 05/20/20
PROJECT No: 9200
DRAWING BY: Author
CHK BY: Checker
DWG No: A2-515

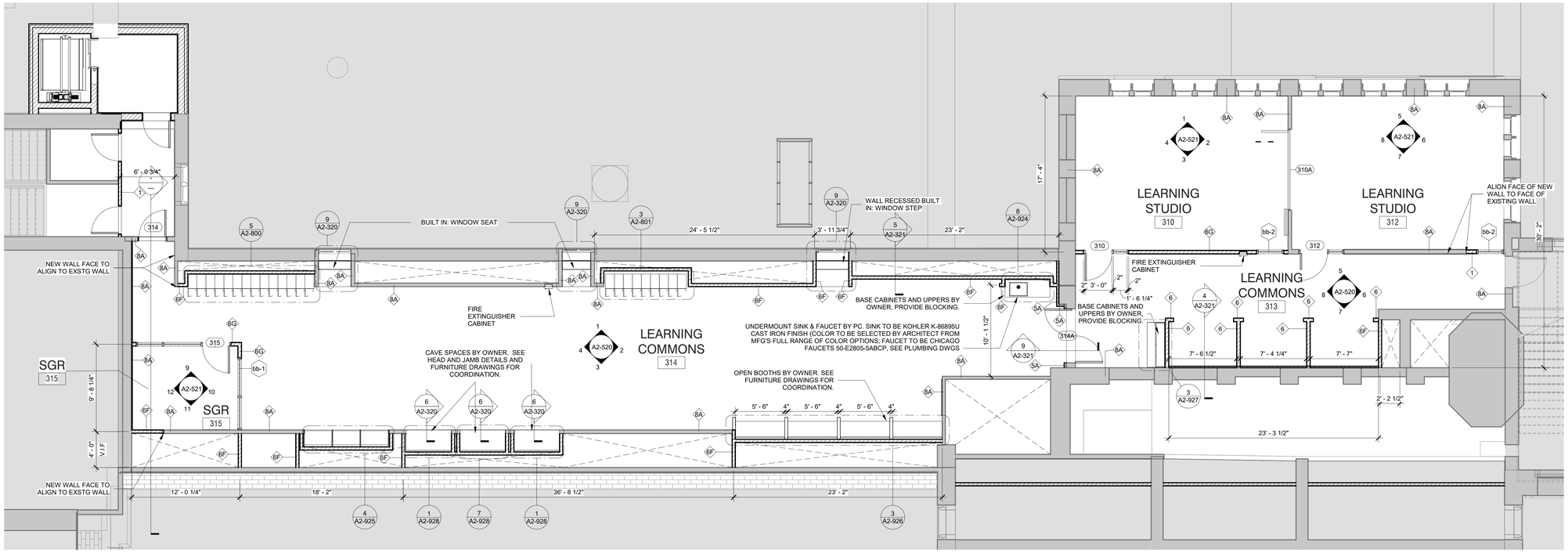

1 Third Floor

SCALE: 3/16" = 1'-0"

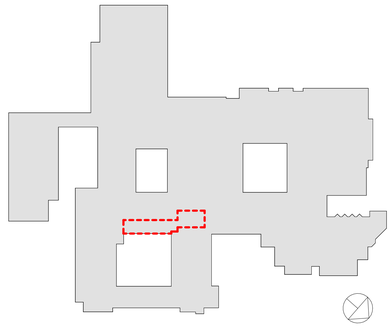

RYE HIGH SCHOOL & MIDDLE SCHOOL KEY PLAN

1" = 100'

Revision Schedule		
No.	Description	Date
1	SED SUBMISSION	09/15/2020
3	ISSUED FOR BID	01/19/2021

Geddis Architects

Architecture. Planning. Interiors

71 Old Post Road
P.O. Box 1020
Southport, CT 06890
(203) 256-8700

Fielding International

Transforming Education by Design

259 Water Street Suite 1L
Warren , RI 02885 USA
+1 401-289-2789

BARILE GALLAGHER & ASSOCIATES

CONSULTING ENGINEERS

39 MARBLE AVENUE PLEASANTVILLE, NY 10570
914.328.6060 General@BGA-Eng.com www.BGA-Eng.com

Construction Manager
SAVIN ENGINEERS, P.C.
3 Campus Drive
Pleasantville, NY 10570
914-769-3200

Structural Engineer
ODEH ENGINEERS
1223 Mineral Spring Ave
North Providence, RI 02904
401-724-1771

Civil Engineer
WESTON & SAMPSON
1 Winners Circle, Suite 130
Albany, NY 12205
518-463-4400

Roof Consultant
WATSKY ASSOCIATES INC.
20 Madison Ave
Valhalla, NY 10595
914-948-3450

Acoustic Consultant
DP DESIGN
12 Cold Spring Street
Providence, RI
401-861-3218

AV Consultant
CAVANAUGH TOCCI
327 F Boston Post Road
Sudbury, MA 01776-3027
978-443-7871

SED #: 6618-0001-0005-032

PROJECT

Rye City School District

555 Theodore Fremd Ave, Rye, NY 10580

Rye High School & Middle School

1 Parsons Street, Rye, New York 10580

THIRD FLOOR LEARNING COMMUNITY FLOOR PLAN

PROJECT 3

SEAL & SIGNATURE

DATE: 02/13/20
PROJECT No: 9200
DRAWING BY: Author
CHK BY: Checker
DWG No:
A2-516

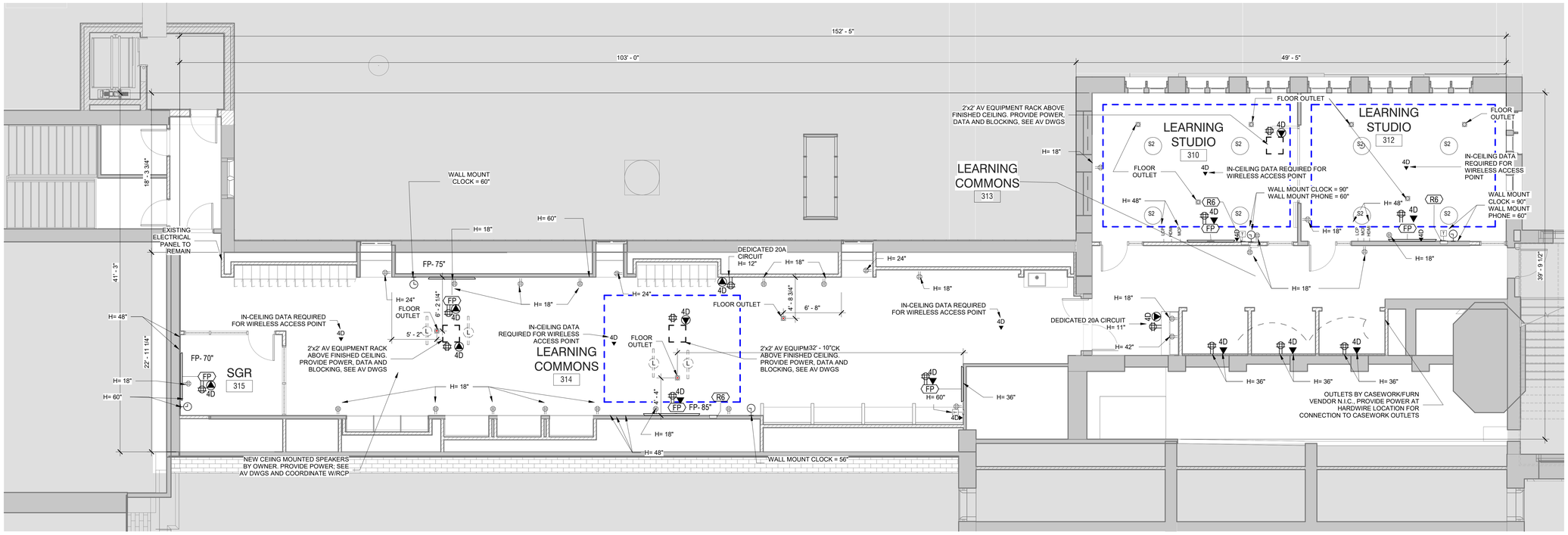

1 Third Floor Power and Technology Plan

SCALE: 3/16" = 1'-0"

POWER OUTLETS & DEVICES LEGEND:

THIS DRAWING SHOWN FOR ARCHITECTURAL COORDINATION PURPOSES ONLY. COORDINATE WITH ELECTRICAL AND MECHANICAL DRAWINGS. OWNER'S AV DRAWINGS CAN BE PROVIDED UPON REQUEST. ALL POWER, DATA, COPPER WIRE FOR TELECOIL LOOP SYSTEM, AND A/V CONDUIT TO BE BY ELECTRICAL CONTRACTOR.

- USB AND POWER OUTLET
- DOUBLE POWER OUTLET
- QUAD POWER OUTLET
- INTEGRATED FLOOR OUTLET AND AV INPUT; 4 INTEGRATED POWER OUTLETS BASIS OF DESIGN: FSR FL-500P-4-B
- P — HARDWIRED POWER LOCATION: *NOTE ELECTRICAL CONTRACTOR TO SCHEDULE COORDINATION MEETING WITH ARCHITECT TO VERIFY HARDWIRE LOCATION FOR POWER INTEGRATED CASEWORK/FURNITURE
- LCP — LIGHTING CONTROL PANEL
- LIGHTING SWITCH
- 4D — ETHERNET DATA OUTLET
- HDMI — HDMI DATA OUTLET
- (ELEV.) (PLAN) — WALL MOUNTED DIGITAL CLOCK:
- (ELEV.) (PLAN) — IP PHONE:

A/V FIXTURES - COORDINATE WITH OWNER'S A/V CONTRACTOR

THIS DRAWING SHOWN FOR ARCHITECTURAL COORDINATION PURPOSES ONLY. SEE ELECTRICAL DRAWINGS. OWNER'S AV DRAWINGS CAN BE PROVIDED UPON REQUEST. ALL POWER, DATA, COPPER WIRE FOR TELECOIL LOOP SYSTEM, AND A/V CONDUIT TO BE BY ELECTRICAL CONTRACTOR.

PROJECTORS AND DISPLAYS

- FP — **WALL-MOUNTED LCD DISPLAY (BY OWNER):** BASIS OF DESIGN: SHARP, & CHIEF MANUFACTURING. PROVIDE BLOCKING.

SPEAKERS

- S2 — **CEILING-RECESSED AUDIO SPEAKER (BY OWNER):** BASIS OF DESIGN: COMMUNITY D6 - WHITE. PROVIDE BLOCKING.
- L — **CEILING-MOUNTED LINEAR ARRAY SPEAKER (BY OWNER):** BASIS OF DESIGN: INNOVEX FLEX FOCUS FF-V2.6 PROVIDE BLOCKING.
- (ELEV.) (PLAN) — **WALL MOUNTED SPEAKER (BY OWNER):** BASIS OF DESIGN: INNOVEX MICRO - FOCUS 2.1. PROVIDE BLOCKING.(SEE INTERIOR ELEVATIONS AND RCP)

ACCESSORIES

- (RCP) (PLAN) — **AV EQUIPMENT CEILING RACK (BY OWNER) :** BASIS OF DESIGN: ATLAS CR222-NR. PROVIDE BLOCKING.(SEE INTERIOR ELEVATIONS AND RCP)
- (ELEV.) (PLAN) — **WALL MOUNTED DIGITAL CLOCK:** BASIS OF DESIGN: ATLAS IED IP DUAL SIDED LCD WITH SPEAKERS PROVIDE BLOCKING. (SEE INTERIOR ELEVATIONS AND COORDINATE w/ POWER PLAN)
- (ELEV.) (PLAN) — **IP PHONE:** BASIS OF DESIGN: CISCO. PROVIDE BLOCKING. (SEE INTERIOR ELEVATIONS AND COORDINATE w/ POWER PLAN)
- (ELEV.) (PLAN) — **TOUCH CONTROL PANEL (BY OWNER)** EXTRON MLC PLUS 100. (SEE INTERIOR ELEVATIONS AND POWER & TECH PLAN)
- **TELECOIL LOOP :** BY ELECTRICAL CONTRACTOR. AUDIO INDUCTION LOOP AIDS ASSISTIVE LISTENING TECHNOLOGY. CONSISTS OF PHYSICAL CABLE LOOPS PLACED AROUND DESIGNATED SPACES. (SEE ELECTRICAL DRAWINGS)

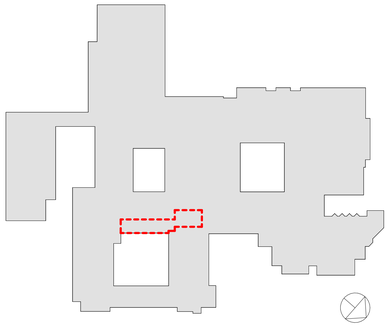

RYE HIGH SCHOOL & MIDDLE SCHOOL KEY PLAN

1" = 100'

Revision Schedule

No.	Description	Date
1	SED SUBMISSION	09/15/2020
3	ISSUED FOR BID	01/19/2021

Geddis Architects

Architecture. Planning. Interiors

71 Old Post Road
P.O. Box 1020
Southport, CT 06890
(203) 256-8700

Fielding International

Transforming Education by Design

259 Water Street Suite 1L
Warren , RI 02885 USA
+1 401-289-2789

BARILE GALLAGHER & ASSOCIATES

CONSULTING ENGINEERS

39 MARBLE AVENUE PLEASANTVILLE, NY 10570
914.328.6060 General@BGA-Eng.com www.BGA-Eng.com

Construction Manager
SAVIN ENGINEERS, P.C.
3 Campus Drive
Pleasantville, NY 10570
914-769-3200

Structural Engineer
ODEH ENGINEERS
1223 Mineral Spring Ave
North Providence, RI 02904
401-724-1771

Civil Engineer
WESTON & SAMPSON
1 Winners Circle, Suite 130
Albany, NY 12205
518-463-4400

Roof Consultant
WATSKY ASSOCIATES INC.
20 Madison Ave
Valhalla, NY 10595
914-948-3450

Acoustic Consultant
DP DESIGN
12 Cold Spring Street
Providence, RI
401-861-3218

AV Consultant
CAVANAUGH TOCCI
327 F Boston Post Road
Sudbury, MA 01776-3027
978-443-7871

SED #: 6618-0001-0005-032

PROJECT

Rye City School District

555 Theodore Fremd Ave, Rye, NY 10580

Rye High School & Middle School

1 Parsons Street, Rye, New York 10580

THIRD FLOOR LEARNING COMMUNITY POWER AND TECHNOLOGY PLAN

PROJECT 3

SEAL & SIGNATURE

DATE: 09/02/20
PROJECT No: 9200
DRAWING BY: Author
CHK BY: Checker
DWG No: A2-517

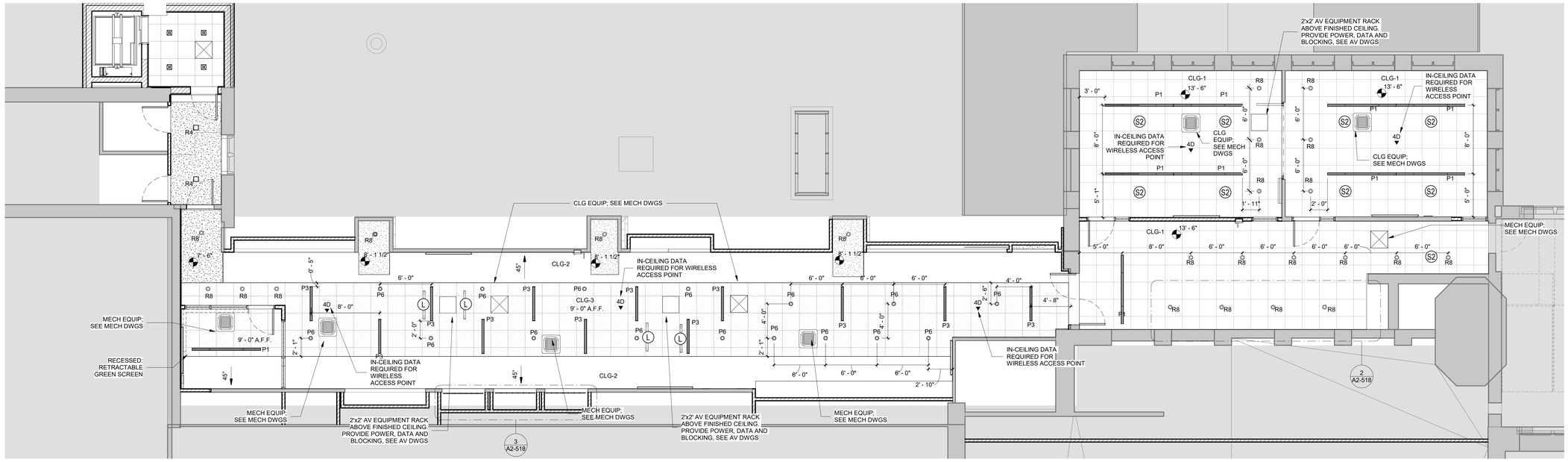

1 Third Floor RCP

SCALE: 3/16" = 1'-0"

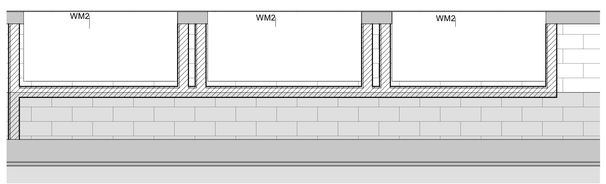

3 Third Floor Cave Space Detail View RCP

SCALE: 1/2" = 1'-0"

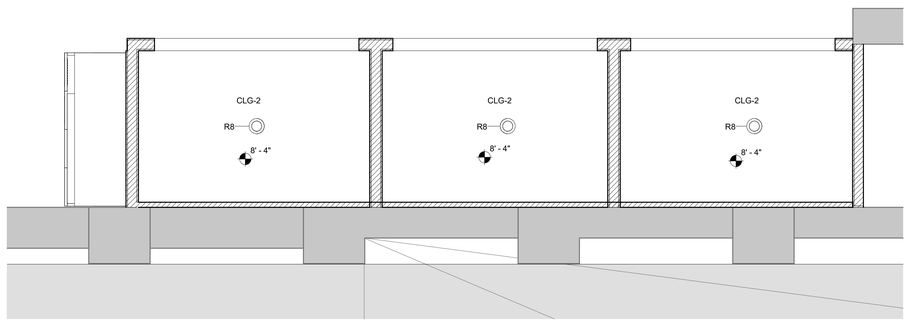

2 Third Floor Booth Seating Detail View RCP

SCALE: 1/2" = 1'-0"

GENERAL NOTE:

CEILING CONTRACTOR TO OWN CEILING CUT OUTS FOR A/V CEILING RECESSED SPEAKERS. COORDINATE WITH OWNER'S AV CONTRACTOR AND DO NOT CUT HOLES UNTIL THE SPEAKERS ARE ON SITE AND COORDINATION DRAWING AND DOCUMENTS ARE APPROVED.

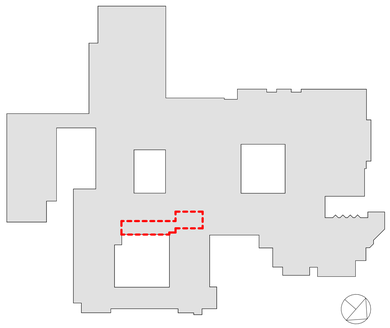

RYE HIGH SCHOOL & MIDDLE SCHOOL KEY PLAN

1" = 100'

Revision Schedule

No.	Description	Date
1	SED SUBMISSION	09/15/2020
3	ISSUED FOR BID	01/19/2021

Geddis Architects

Architecture. Planning. Interiors

71 Old Post Road
P.O. Box 1020
Southport, CT 06890
(203) 256-8700

Fielding International

Transforming Education by Design

259 Water Street Suite 1L
Warren , RI 02885 USA
+1 401-289-2789

BARILE GALLAGHER & ASSOCIATES

CONSULTING ENGINEERS

39 MARBLE AVENUE PLEASANTVILLE, NY 10570
914.328.6060 General@BGA-Eng.com www.BGA-Eng.com

Construction Manager
SAVIN ENGINEERS, P.C.
3 Campus Drive
Pleasantville, NY 10570
914-769-3200

Structural Engineer
ODEH ENGINEERS
1223 Mineral Spring Ave
North Providence, RI 02904
401-724-1771

Civil Engineer
WESTON & SAMPSON
1 Winners Circle, Suite 130
Albany, NY 12205
518-463-4400

Roof Consultant
WATSKY ASSOCIATES INC.
20 Madison Ave
Valhalla, NY 10595
914-948-3450

Acoustic Consultant
DP DESIGN
12 Cold Spring Street
Providence, RI
401-861-3218

AV Consultant
CAVANAUGH TOCCI
327 F Boston Post Road
Sudbury, MA 01776-3027
978-443-7871

SED #: 6618-0001-0005-032

PROJECT

Rye City School District

555 Theodore Fremd Ave, Rye, NY 10580

Rye High School & Middle School

1 Parsons Street, Rye, New York 10580

THIRD FLOOR LEARNING COMMUNITY REFLECTED CEILING PLAN

PROJECT 3

SEAL & SIGNATURE

DATE: 04/10/20
PROJECT No: 9200
DRAWING BY: Author
CHK BY: Checker
DWG No: A2-518

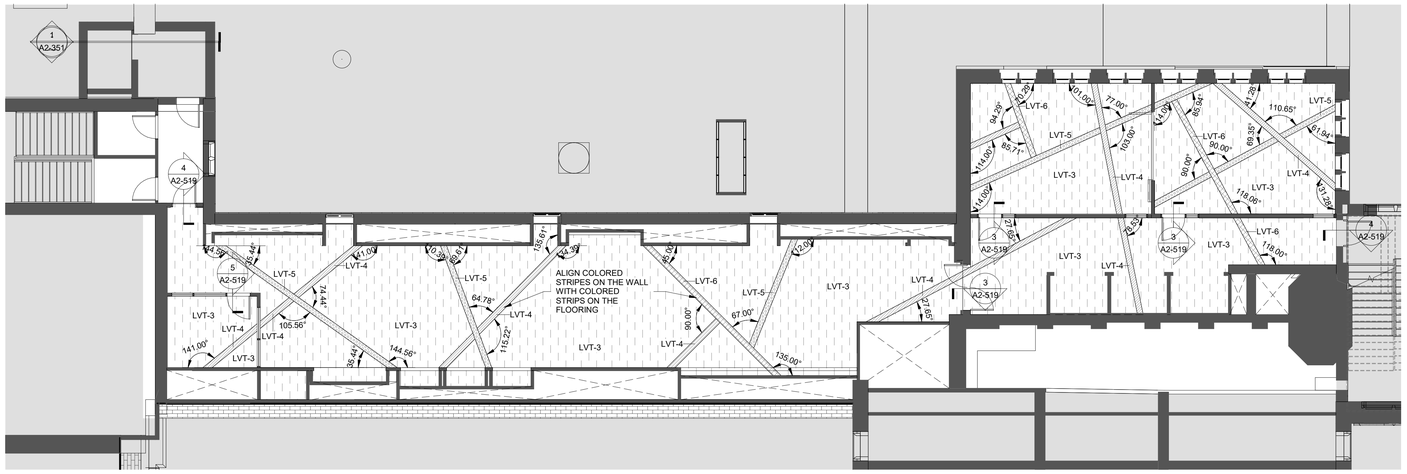

1 Third Floor Floor Pattern Plan

SCALE: 1/8" = 1'-0"

GENERAL NOTE:

1. ALL AREAS WITH NEW FLOORING TO RECEIVE SELF-LEVELING UNDERLAYMENT SO THAT SUBSTRATE IS SMOOTH AND LEVEL PER FLOORING MFG'S INSTRUCTIONS.



AXON VIEWS FOR REFERENCE. SHOWING ALIGNEMENT OF WALLS AND FLOOR FINISHES.

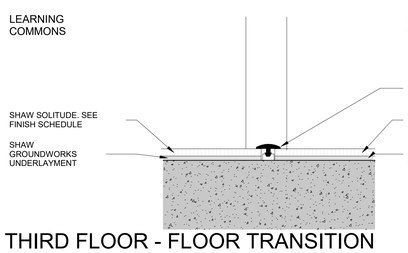

3 THIRD FLOOR - FLOOR TRANSITION DETAIL A

SCALE: 12" = 1'-0"

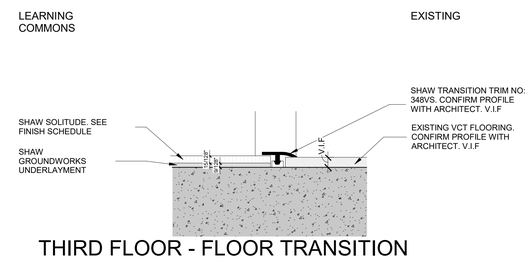

4 THIRD FLOOR - FLOOR TRANSITION DETAIL B

SCALE: 12" = 1'-0"

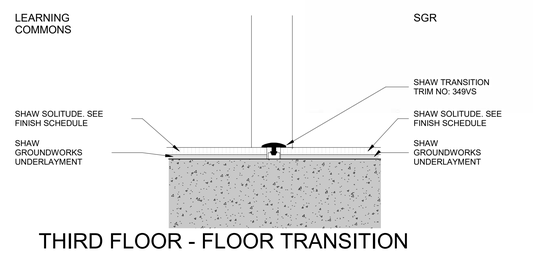

5 THIRD FLOOR - FLOOR TRANSITION DETAIL C

SCALE: 12" = 1'-0"

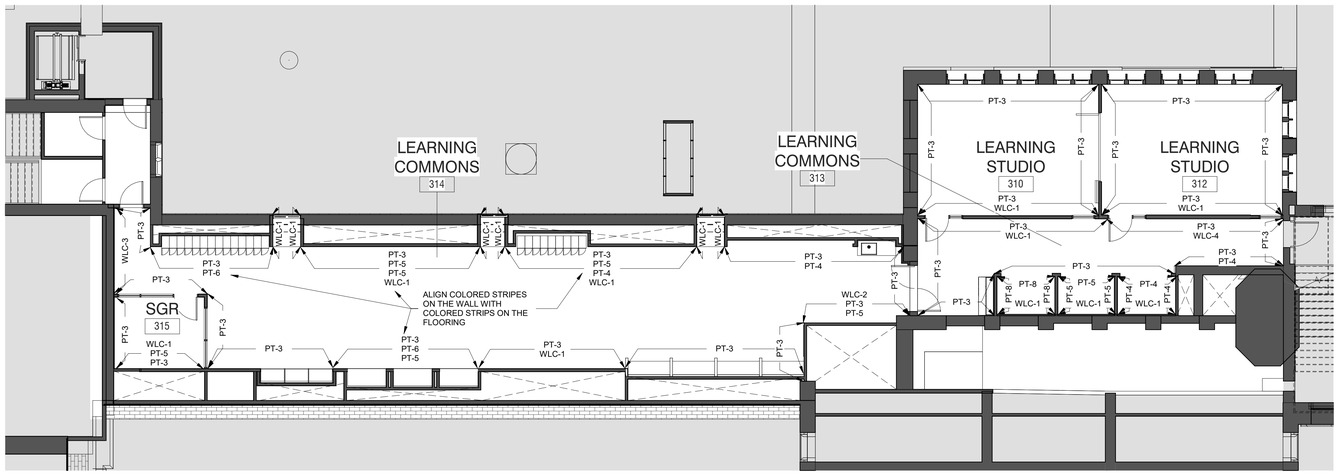

2 Third Floor Wall Finish Plan

SCALE: 1/8" = 1'-0"

AREA NOT IN SCOPE

GENERAL NOTE:

SEE INTERIOR ELEVATIONS AND FINISH PLANS FOR FLOORING PATTERN AND CUT LINES OF WALL FINISHES

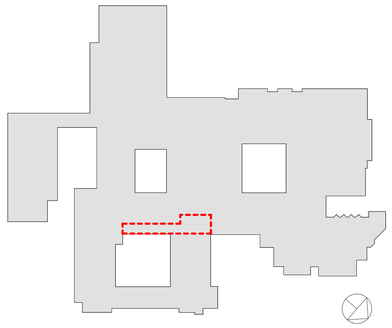

RYE HIGH SCHOOL & MIDDLE SCHOOL KEY PLAN

1" = 100'

Revision Schedule

No.	Description	Date
1	SED SUBMISSION	09/15/2020
3	ISSUED FOR BID	01/19/2021

Geddis Architects

Architecture. Planning. Interiors

71 Old Post Road
P.O. Box 1020
Southport, CT 06890
(203) 256-8700

Fielding International

Transforming Education by Design

259 Water Street Suite 1L
Warren , RI 02885 USA
+1 401-289-2789

BARILE GALLAGHER & ASSOCIATES

CONSULTING ENGINEERS

39 MARBLE AVENUE PLEASANTVILLE, NY 10570
914.328.6060 General@BGA-Eng.com www.BGA-Eng.com

Construction Manager
SAVIN ENGINEERS, P.C.
3 Campus Drive
Pleasantville, NY 10570
914-769-3200

Structural Engineer
ODEH ENGINEERS
1223 Mineral Spring Ave
North Providence, RI 02904
401-724-1771

Civil Engineer
WESTON & SAMPSON
1 Winners Circle, Suite 130
Albany, NY 12205
518-463-4400

Roof Consultant
WATSKY ASSOCIATES INC.
20 Madison Ave
Valhalla, NY 10595
914-948-3450

Acoustic Consultant
DP DESIGN
12 Cold Spring Street
Providence, RI
401-861-3218

AV Consultant
CAVANAUGH TOCCI
327 F Boston Post Road
Sudbury, MA 01776-3027
978-443-7871

SED #: 6618-0001-0005-032

PROJECT

Rye City School District

555 Theodore Fremd Ave, Rye, NY 10580

Rye High School & Middle School

1 Parsons Street, Rye, New York 10580

THIRD FLOOR LEARNING COMMUNITY FINISH PLAN

PROJECT 3

SEAL & SIGNATURE

DATE: 05/26/20
PROJECT No: 9200
DRAWING BY: Author
CHK BY: Checker
DWG No: A2-519

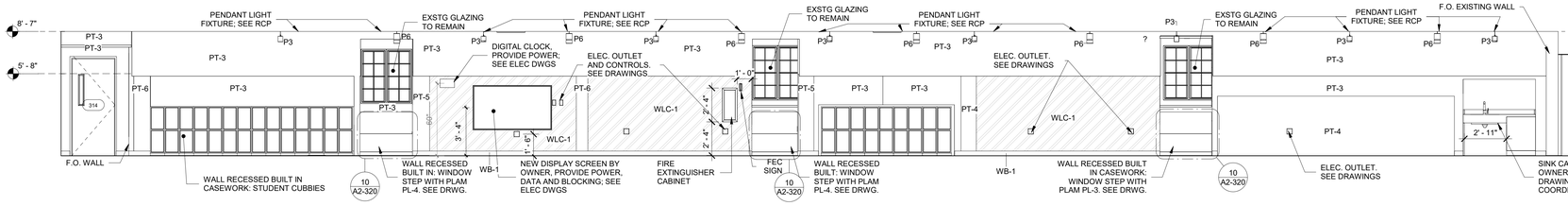

1 Third Floor Learning Commons 314 A

SCALE: 1/4" = 1'-0"

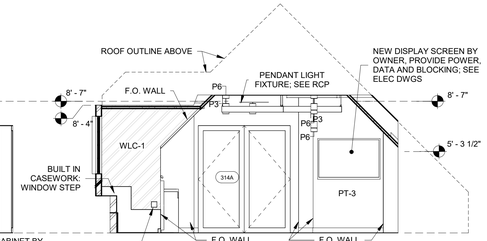

2 Third Floor Learning Commons 314 B

SCALE: 1/4" = 1'-0"

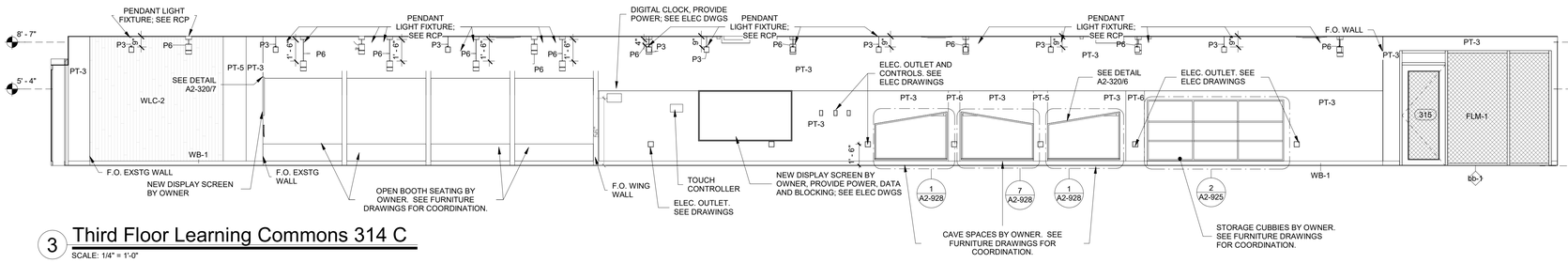

3 Third Floor Learning Commons 314 C

SCALE: 1/4" = 1'-0"

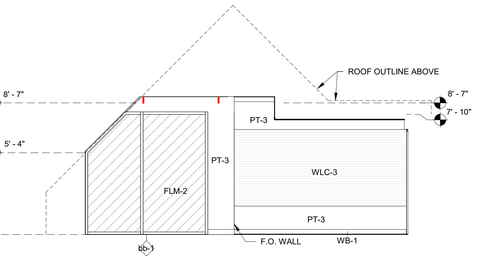

4 Third Floor Learning Commons 314 D

SCALE: 1/4" = 1'-0"

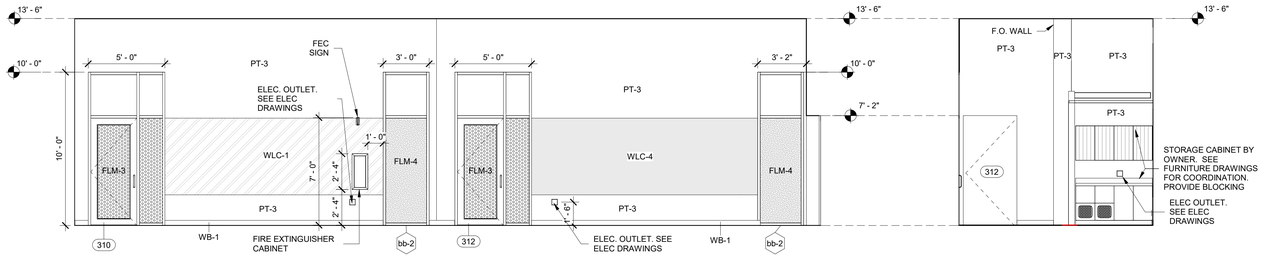

5 Third Floor Learning Commons 313 A

SCALE: 1/4" = 1'-0"

6 Third Floor Learning Commons 313 B

SCALE: 1/4" = 1'-0"

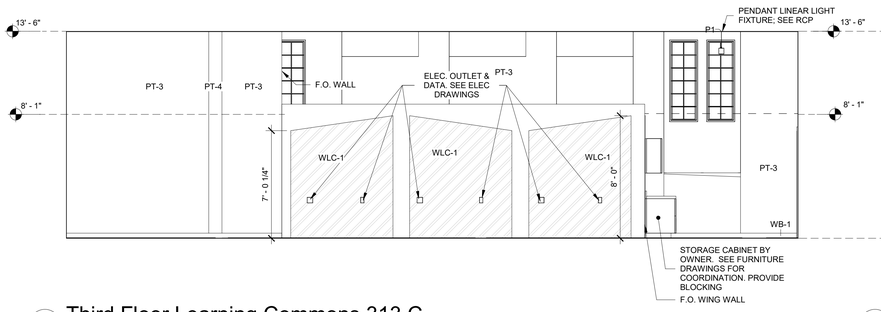

7 Third Floor Learning Commons 313 C

SCALE: 1/4" = 1'-0"

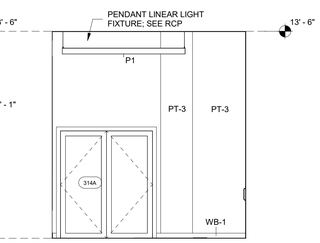

8 Third Floor Learning Commons 313 D

SCALE: 1/4" = 1'-0"

Revision Schedule

No.	Description	Date
1	SED SUBMISSION	09/15/2020
3	ISSUED FOR BID	01/19/2021

Geddis Architects

Architecture. Planning. Interiors

71 Old Post Road
P.O. Box 1020
Southport, CT 06890
(203) 256-8700

Fielding International

Transforming Education by Design

259 Water Street Suite 1L
Warren , RI 02885 USA
+1 401-289-2789

BARILE GALLAGHER & ASSOCIATES

CONSULTING ENGINEERS

39 MARBLE AVENUE PLEASANTVILLE, NY 10570
914.328.6060 General@BGA-Eng.com www.BGA-Eng.com

Construction Manager
SAVIN ENGINEERS, P.C.
3 Campus Drive
Pleasantville, NY 10570
914-769-3200

Structural Engineer
ODEH ENGINEERS
1223 Mineral Spring Ave
North Providence, RI 02904
401-724-1771

Civil Engineer
WESTON & SAMPSON
1 Winners Circle, Suite 130
Albany, NY 12205
518-463-4400

Roof Consultant
WATSKY ASSOCIATES INC.
20 Madison Ave
Valhalla, NY 10595
914-948-3450

Acoustic Consultant
DP DESIGN
12 Cold Spring Street
Providence, RI
401-861-3218

AV Consultant
CAVANAUGH TOCCI
327 F Boston Post Road
Sudbury, MA 01776-3027
978-443-7871

SED #: 6618-0001-0005-032

PROJECT

Rye City School District

555 Theodore Fremd Ave, Rye, NY 10580

Rye High School & Middle School

1 Parsons Street, Rye, New York 10580

THIRD FLOOR LEARNING COMMUNITY INTERIOR ELEVATIONS

PROJECT 3

SEAL & SIGNATURE

DATE: 02/22/20
PROJECT No: 9200
DRAWING BY: Author
CHK BY: Checker
DWG No:
A2-520

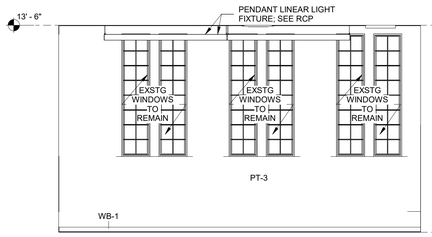

1 Third Floor Learrning Studio 310 A
SCALE: 1/4" = 1'-0"

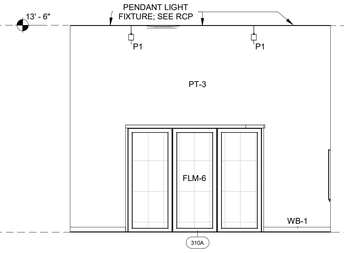

2 Third Floor Learrning Studio 310 B
SCALE: 1/4" = 1'-0"

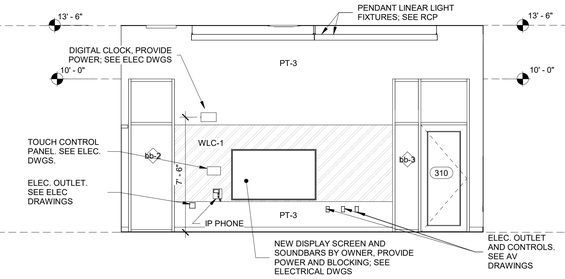

3 Third Floor Learrning Studio 310 C
SCALE: 1/4" = 1'-0"

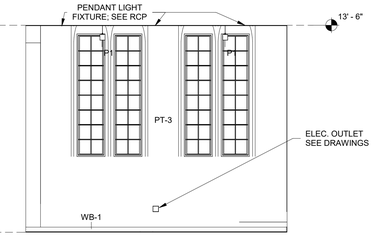

4 Third Floor Learrning Studio 310 D
SCALE: 1/4" = 1'-0"

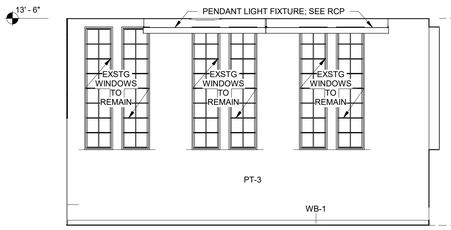

5 Third Floor Learrning Studio 312 A
SCALE: 1/4" = 1'-0"

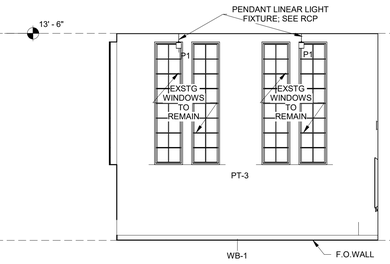

6 Third Floor Learrning Studio 312 B
SCALE: 1/4" = 1'-0"

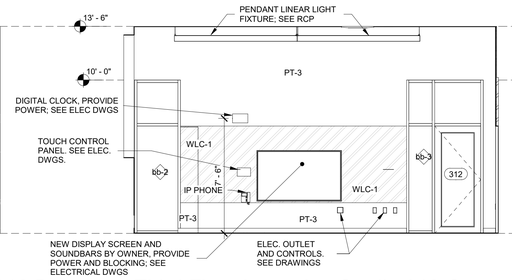

7 Third Floor Learrning Studio 312 C
SCALE: 1/4" = 1'-0"

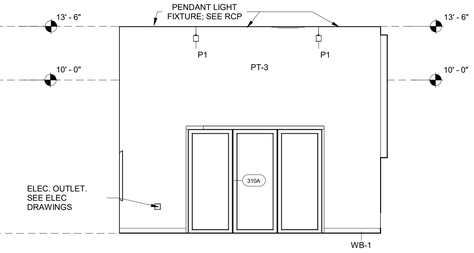

8 Third Floor Learrning Studio 312 D
SCALE: 1/4" = 1'-0"

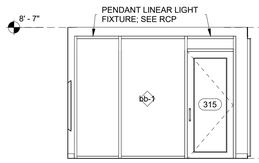

9 SGR 315 A
SCALE: 1/4" = 1'-0"

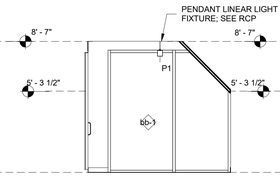

10 SGR 315 B
SCALE: 1/4" = 1'-0"

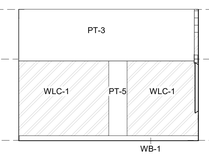

11 SGR 315 C
SCALE: 1/4" = 1'-0"

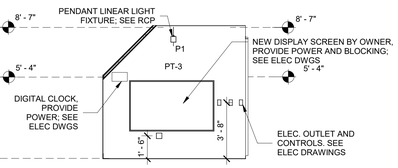

12 SGR 315 D
SCALE: 1/4" = 1'-0"

Revision Schedule

No.	Description	Date
1	SED SUBMISSION	09/15/2020
3	ISSUED FOR BID	01/19/2021

Geddis Architects
Architecture. Planning. Interiors
71 Old Post Road
P.O. Box 1020
Southport, CT 06890
(203) 256-8700

Fielding International
Transforming Education by Design
259 Water Street Suite 1L
Warren , RI 02885 USA
+1 401-289-2789

BARILE GALLAGHER & ASSOCIATES
CONSULTING ENGINEERS
39 MARBLE AVENUE PLEASANTVILLE, NY 10570
914.328.6060 General@BGA-Eng.com www.BGA-Eng.com

Construction Manager
SAVIN ENGINEERS, P.C.
3 Campus Drive
Pleasantville, NY 10570
914-769-3200

Structural Engineer
ODEH ENGINEERS
1223 Mineral Spring Ave
North Providence, RI 02904
401-724-1771

Civil Engineer
WESTON & SAMPSON
1 Winners Circle, Suite 130
Albany, NY 12205
518-463-4400

Roof Consultant
WATSKY ASSOCIATES INC.
20 Madison Ave
Valhalla, NY 10595
914-948-3450

Acoustic Consultant
DP DESIGN
12 Cold Spring Street
Providence, RI
401-861-3218

AV Consultant
CAVANAUGH TOCCI
327 F Boston Post Road
Sudbury, MA 01776-3027
978-443-7871

SED #: 6618-0001-0005-032

PROJECT
Rye City School District
555 Theodore Fremd Ave, Rye, NY 10580

Rye High School & Middle School
1 Parsons Street, Rye, New York 10580

THIRD FLOOR LEARNING COMMUNITY INTERIOR ELEVATIONS

PROJECT 3

SEAL & SIGNATURE

DATE: 02/22/20
PROJECT No: 9200
DRAWING BY: Author
CHK BY: Checker
DWG No:
A2-521

1 Middle School iLab Demo Plan

SCALE: 1/4" = 1'-0"

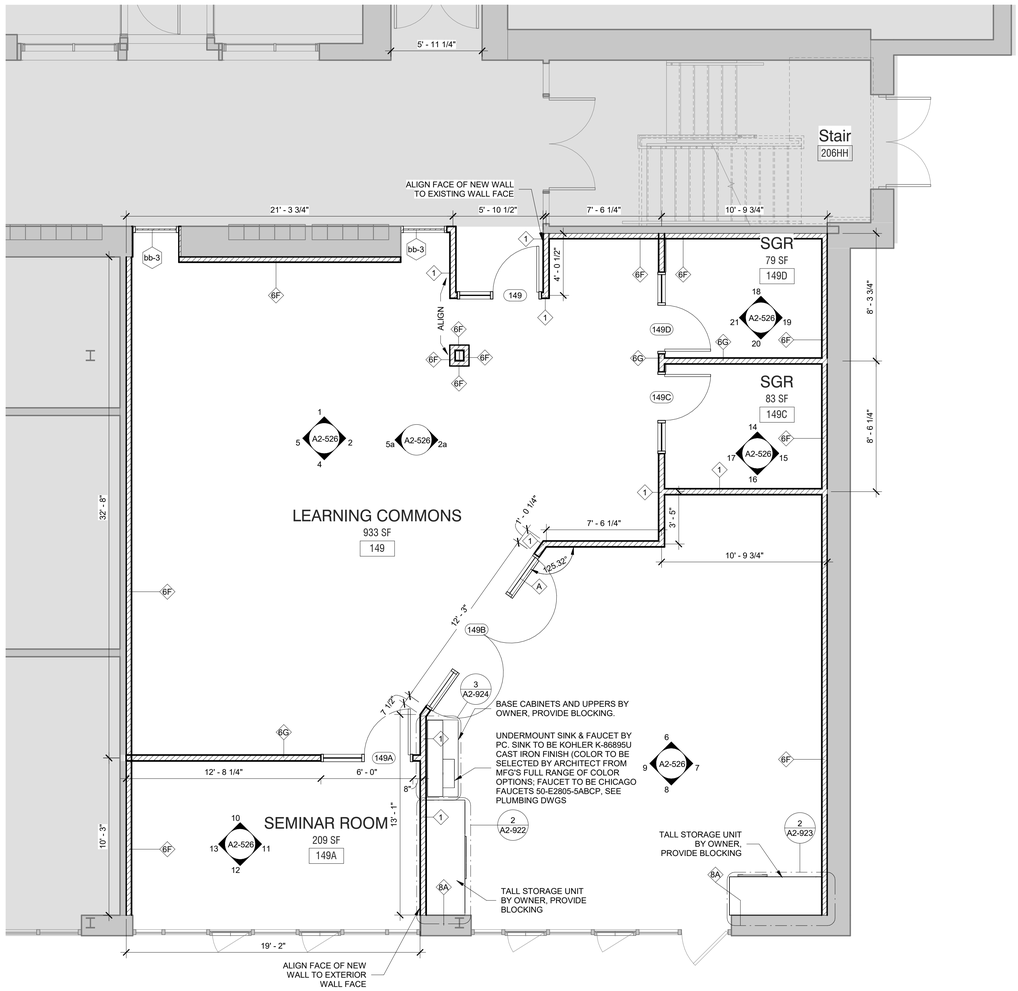

2 Middle School iLab Floor Plan

SCALE: 1/4" = 1'-0"

Demolition Keynote Legend Phase 2	
Key Value	Keynote Text
1	REMOVE EXISTING MASONRY/GYP. BD/TILE WALL ASSEMBLY.
1A	REMOVE EXISTING MASONRY/GYP. BD/TILE WALL ASSEMBLY TO CREATE A DOOR OPENING. SEE DOOR SCHEDULE.
1B	REMOVE EXISTING GYP. BD./ TILE ON TAG SIDE OF THE WALL. EXISTING STUDS TO REMAIN.
1C	REMOVE EXISTING MASONRY/GYP. BD/TILE WALL ASSEMBLY TO CREATE A WINDOW OPENING. SEE WINDOW TYPES.
1D	EXISTING STONE VENEER/PRECAST/LIMESTONE TO BE REMOVED AND STORED TO BE RE-INSTALLED. SEE DEMO AND PROPOSED DRAWINGS FOR EXTENT OF WORK.
2	REMOVE EXISTING DOOR, FRAME AND ASSOCIATED HARDWARE.
2A	REMOVE EXISTING EXTERIOR WINDOW, FRAME AND ASSOCIATED HARDWARE.
2B	REMOVE EXISTING INTERIOR WINDOW, FRAME AND ASSOCIATED HARDWARE.
2C	REMOVE EXISTING EXTERIOR LOUVER, FRAME, SILL & ACCOCIATED HARDWARE
3	REMOVE EXISTING FLOORING, BASE, ADHESIVE AND ALL APPLIED ACCESSORIES. FLASH PATCH AS REQUIRED TO ACHIEVE SMOOTH AND LEVEL SUBSTRATE PER MANUF. SPEC. FOR NEW FLOORING. PITCH TO NEW FLOOR DRAINS.
4	REMOVE EXISTING GYP. BD. CEILINGS, CEILING GRID, TILES & SOFFITS BELOW STRUCTURAL DECK. REMOVE EXISTING LIGHT FIXTURES AND DEVICES.
5	REMOVE EXISTING PLUMBING FIXTURES, TOILET PARTITIONS & ASSOCIATED PLUMBING AND ACCESSORIES.
6	REMOVE EXISTING MILLWORK COUNTER, CABINETS AND SHELVING.
6A	REMOVE EXISTING LOCKERS AND ASSOCIATED HARDWARE.

DEMO LEGEND

- DEMO EXISTING WALLS & DOORS
- DEMO EXISTING WALL FINISHES
- AREA NOT IN SCOPE

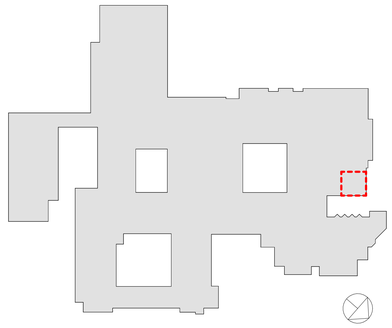

RYE HIGH SCHOOL & MIDDLE SCHOOL KEY PLAN

1" = 100'

Revision Schedule

No.	Description	Date
1	SED SUBMISSION	09/15/2020
3	ISSUED FOR BID	01/19/2021

Geddis Architects
Architecture. Planning. Interiors
71 Old Post Road
P.O. Box 1020
Southport, CT 06890
(203) 256-8700

Fielding International
Transforming Education by Design
259 Water Street Suite 1L
Warren , RI 02885 USA
+1 401-289-2789

BARILE GALLAGHER & ASSOCIATES
CONSULTING ENGINEERS
39 MARBLE AVENUE PLEASANTVILLE, NY 10570
914.328.6060 General@BGA-Eng.com www.BGA-Eng.com

Construction Manager
SAVIN ENGINEERS, P.C.
3 Campus Drive
Pleasantville, NY 10570
914-769-3200

Structural Engineer
ODEH ENGINEERS
1223 Mineral Spring Ave
North Providence, RI 02904
401-724-1771

Civil Engineer
WESTON & SAMPSON
1 Winners Circle, Suite 130
Albany, NY 12205
518-463-4400

Roof Consultant
WATSKY ASSOCIATES INC.
20 Madison Ave
Valhalla, NY 10595
914-948-3450

Acoustic Consultant
DP DESIGN
12 Cold Spring Street
Providence, RI
401-861-3218

AV Consultant
CAVANAUGH TOCCI
327 F Boston Post Road
Sudbury, MA 01776-3027
978-443-7871

SED #: 6618-0001-0005-032

PROJECT

Rye City School District

555 Theodore Fremd Ave, Rye, NY 10580

Rye High School & Middle School

1 Parsons Street, Rye, New York 10580

MS i-LAB DEMO PLAN AND FLOOR PLAN

PROJECT 2

SEAL & SIGNATURE

DATE: 05/14/20
PROJECT No: 9200
DRAWING BY: Author
CHK BY: Checker
DWG No: A2-522

A/V FIXTURES - COORDINATE WITH OWNER'S A/V CONTRACTOR

THIS DRAWING SHOWN FOR ARCHITECTURAL COORDINATION PURPOSES ONLY. SEE ELECTRICAL DRAWINGS. OWNER'S AV DRAWINGS CAN BE PROVIDED UPON REQUEST. ALL POWER, DATA, COPPER WIRE FOR TELECOIL LOOP SYSTEM, AND A/V CONDUIT TO BE BY ELECTRICAL CONTRACTOR.

PROJECTORS AND DISPLAYS

FP — **WALL-MOUNTED LCD DISPLAY (BY OWNER):**
BASIS OF DESIGN: SHARP, & CHIEF MANUFACTURING. PROVIDE BLOCKING.

SPEAKERS

S2 — **CEILING-RECESSED AUDIO SPEAKER (BY OWNER):**
BASIS OF DESIGN: COMMUNITY D6 - WHITE. PROVIDE BLOCKING.

L — **CEILING-MOUNTED LINEAR ARRAY SPEAKER (BY OWNER):**
BASIS OF DESIGN: INNOVEX FLEX FOCUS FF-V2.6
PROVIDE BLOCKING.

L (ELEV.) (PLAN) — **WALL MOUNTED SPEAKER (BY OWNER):**
BASIS OF DESIGN: INNOVEX MICRO - FOCUS 2.1.
PROVIDE BLOCKING.(SEE INTERIOR ELEVATIONS AND RCP)

ACCESSORIES

(RCP) (PLAN) — **AV EQUIPMENT CEILING RACK (BY OWNER) :**
BASIS OF DESIGN: ATLAS CR222-NR.
PROVIDE BLOCKING.(SEE INTERIOR ELEVATIONS AND RCP)

(ELEV.) (PLAN) — **WALL MOUNTED DIGITAL CLOCK:**
BASIS OF DESIGN: ATLAS IED IP DUAL SIDED LCD WITH SPEAKERS
PROVIDE BLOCKING. (SEE INTERIOR ELEVATIONS AND COORDINATE w/ POWER PLAN)

(ELEV.) (PLAN) — **IP PHONE:**
BASIS OF DESIGN: CISCO.
PROVIDE BLOCKING. (SEE INTERIOR ELEVATIONS AND COORDINATE w/ POWER PLAN)

(ELEV.) (PLAN) — **TOUCH CONTROL PANEL (BY OWNER)**
EXTRON MLC PLUS 100. (SEE INTERIOR ELEVATIONS AND POWER & TECH PLAN)

TELECOIL LOOP :
BY ELECTRICAL CONTRACTOR. AUDIO INDUCTION LOOP AIDS ASSISTIVE LISTENING TECHNOLOGY. CONSISTS OF PHYSICAL CABLE LOOPS PLACED AROUND DESIGNATED SPACES. (SEE ELECTRICAL DRAWINGS)

POWER OUTLETS & DEVICES LEGEND:

THIS DRAWING SHOWN FOR ARCHITECTURAL COORDINATION PURPOSES ONLY. COORDINATE WITH ELECTRICAL AND MECHANICAL DRAWINGS. OWNER'S AV DRAWINGS CAN BE PROVIDED UPON REQUEST. ALL POWER, DATA, COPPER WIRE FOR TELECOIL LOOP SYSTEM, AND A/V CONDUIT TO BE BY ELECTRICAL CONTRACTOR.

- USB & PWR — USB AND POWER OUTLET
- DOUBLE POWER OUTLET
- QUAD POWER OUTLET
- INTEGRATED FLOOR OUTLET AND AV INPUT; 4 INTEGRATED POWER OUTLETS
  BASIS OF DESIGN: FSR FL-500P-4-B
- P — HARDWIRED POWER LOCATION: *NOTE ELECTRICAL CONTRACTOR TO SCHEDULE COORDINATION MEETING WITH ARCHITECT TO VERIFY HARDWIRE LOCATION FOR POWER INTEGRATED CASEWORK/FURNITURE
- LCP — LIGHTING CONTROL PANEL
- LIGHTING SWITCH
- 4D — ETHERNET DATA OUTLET
- HDMI — HDMI DATA OUTLET
- (ELEV.) (PLAN) — WALL MOUNTED DIGITAL CLOCK:
- (ELEV.) (PLAN) — IP PHONE:

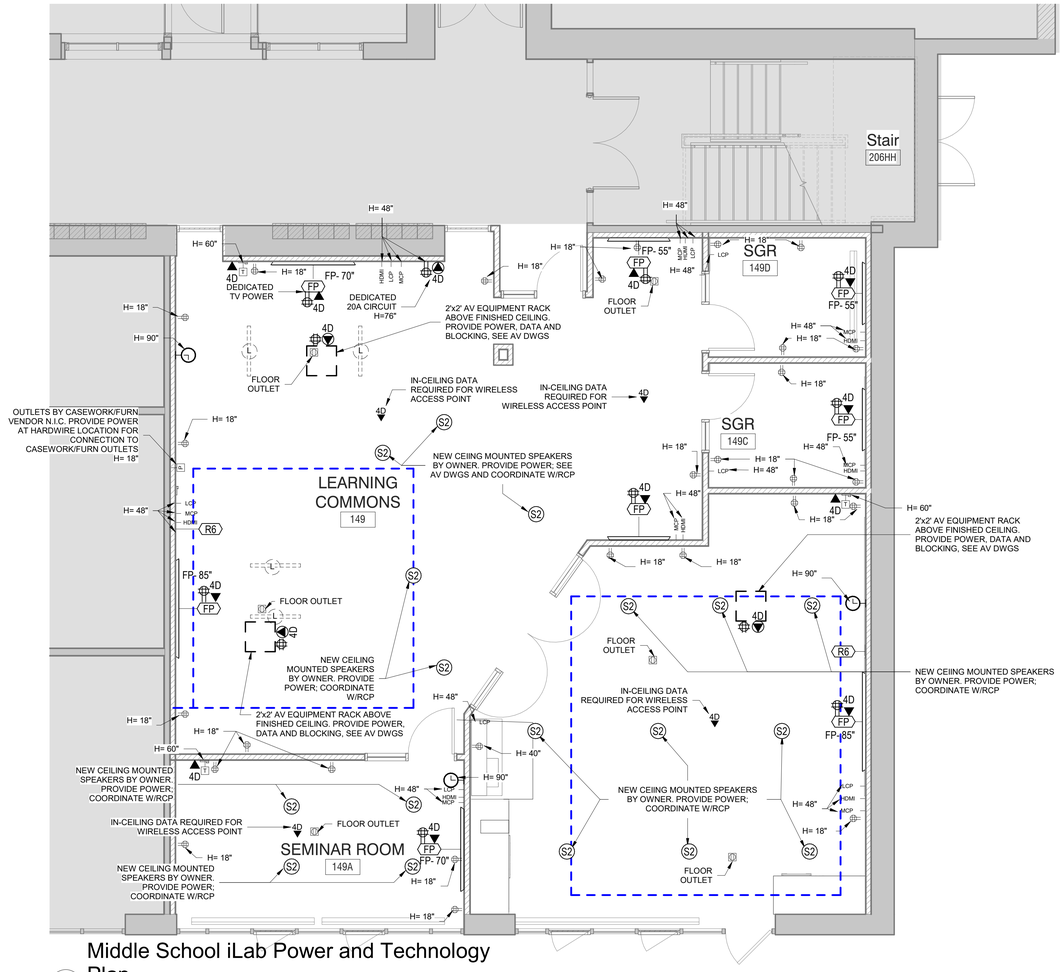

1 Middle School iLab Power and Technology Plan

SCALE: 1/4" = 1'-0"

GENERAL NOTE:

CEILING CONTRACTOR TO OWN CEILING CUT OUTS FOR A/V CEILING RECESSED SPEAKERS. COORDINATE WITH OWNER'S AV CONTRACTOR AND DO NOT CUT HOLES UNTIL THE SPEAKERS ARE ON SITE AND COORDINATION DRAWING AND DOCUMENTS ARE APPROVED.

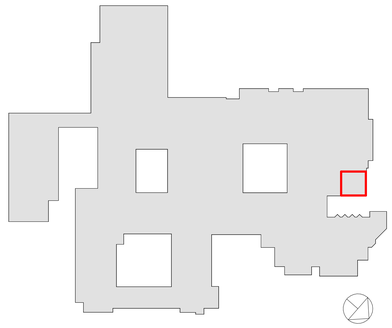

RYE HIGH SCHOOL & MIDDLE SCHOOL KEY PLAN

1" = 100'

Revision Schedule

No.	Description	Date
1	SED SUBMISSION	09/15/2020
3	ISSUED FOR BID	01/19/2021

Geddis Architects
Architecture. Planning. Interiors
71 Old Post Road
P.O. Box 1020
Southport, CT 06890
(203) 256-8700

Fielding International
Transforming Education by Design
259 Water Street Suite 1L
Warren , RI 02885 USA
+1 401-289-2789

BARILE GALLAGHER & ASSOCIATES
CONSULTING ENGINEERS
39 MARBLE AVENUE PLEASANTVILLE, NY 10570
914.328.6060 General@BGA-Eng.com www.BGA-Eng.com

Construction Manager
SAVIN ENGINEERS, P.C.
3 Campus Drive
Pleasantville, NY 10570
914-769-3200

Structural Engineer
ODEH ENGINEERS
1223 Mineral Spring Ave
North Providence, RI 02904
401-724-1771

Civil Engineer
WESTON & SAMPSON
1 Winners Circle, Suite 130
Albany, NY 12205
518-463-4400

Roof Consultant
WATSKY ASSOCIATES INC.
20 Madison Ave
Valhalla, NY 10595
914-948-3450

Acoustic Consultant
DP DESIGN
12 Cold Spring Street
Providence, RI
401-861-3218

AV Consultant
CAVANAUGH TOCCI
327 F Boston Post Road
Sudbury, MA 01776-3027
978-443-7871

SED #: 6618-0001-0005-032

PROJECT

Rye City School District

555 Theodore Fremd Ave, Rye, NY 10580

Rye High School & Middle School

1 Parsons Street, Rye, New York 10580

MS i-LAB POWER AND TECHNOLOGY PLAN

PROJECT 2

SEAL & SIGNATURE

DATE: 05/15/20
PROJECT No: 9200
DRAWING BY: Author
CHK BY: Checker
DWG No: A2-523

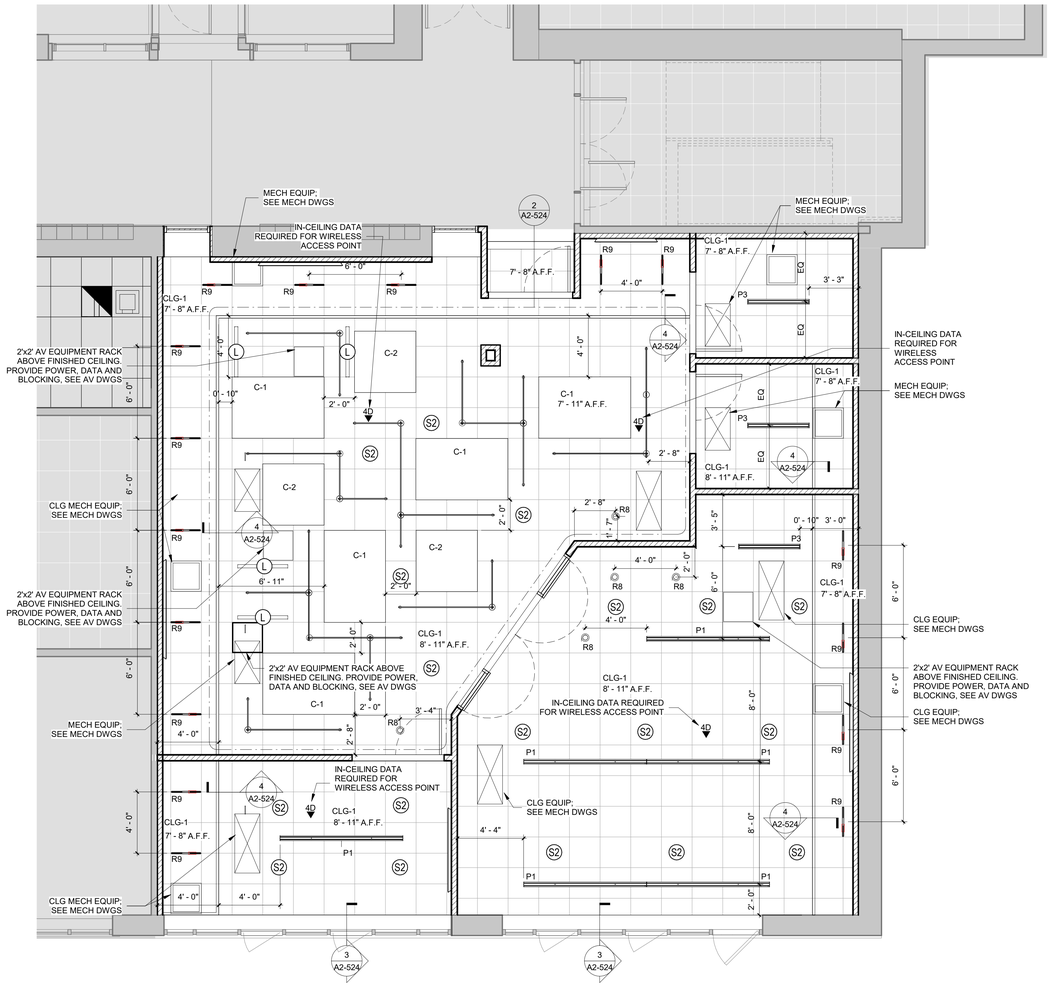

1 Middle School iLab Reflected Ceiling Plan

SCALE: 1/4" = 1'-0"

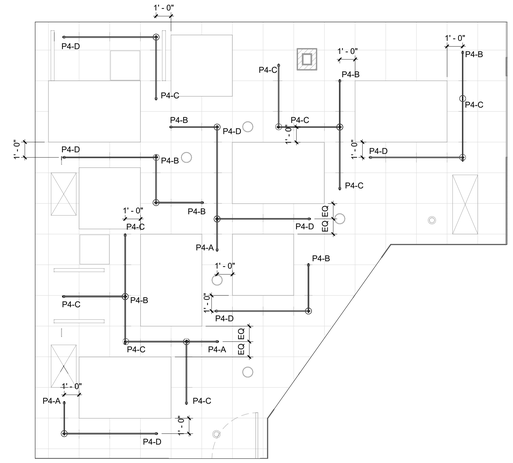

2 Middle School iLab Reflected Ceiling Plan - Light Fixture Detail Plan

SCALE: 1/4" = 1'-0"

LIGHT FIXTURE TYPE P4 LEGEND:

SEE ELECTRICAL DRAWINGS

BASIS OF DESIGN:
MARK ARCHITECTURAL LIGHTING SLOT 1 LED - DIRECT/INDIRECT PENDANT PATTERNS. SEE CEILING FIXTURE SCHEDULE

TYPE	LENGTH	QTY.
P4-A	24"	8
P4-B	36"	8
P4-C	48"	5
P4-D	72"	1
TOTAL		21

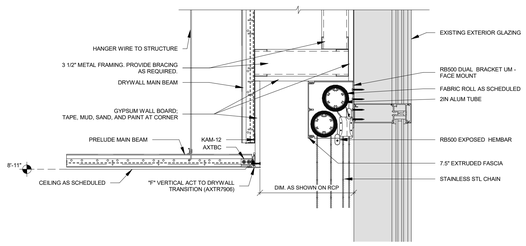

3 Typical Double Roller Shade Detail

SCALE: 1 1/2" = 1'-0"

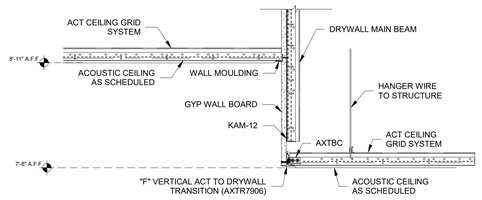

4 Typical Soffit Detail_GYP Face

SCALE: 1 1/2" = 1'-0"

A/V FIXTURES - COORDINATE WITH OWNER'S A/V CONTRACTOR

THIS DRAWING SHOWN FOR ARCHITECTURAL COORDINATION PURPOSES ONLY. SEE ELECTRICAL DRAWINGS. OWNER'S AV DRAWINGS CAN BE PROVIDED UPON REQUEST. ALL POWER, DATA, COPPER WIRE FOR TELECOIL LOOP SYSTEM, AND A/V CONDUIT TO BE BY ELECTRICAL CONTRACTOR.

PROJECTORS AND DISPLAYS

FP

WALL-MOUNTED LCD DISPLAY (BY OWNER):
BASIS OF DESIGN: SHARP, & CHIEF MANUFACTURING. PROVIDE BLOCKING.

SPEAKERS

S2

CEILING-RECESSED AUDIO SPEAKER (BY OWNER):
BASIS OF DESIGN: COMMUNITY D6 - WHITE. PROVIDE BLOCKING.

L

CEILING-MOUNTED LINEAR ARRAY SPEAKER (BY OWNER):
BASIS OF DESIGN: INNOVEX FLEX FOCUS FF-V2.6
PROVIDE BLOCKING.

(ELEV.) (PLAN)

WALL MOUNTED SPEAKER (BY OWNER):
BASIS OF DESIGN: INNOVEX MICRO - FOCUS 2.1.
PROVIDE BLOCKING.(SEE INTERIOR ELEVATIONS AND RCP)

ACCESSORIES

(RCP) (PLAN)

AV EQUIPMENT CEILING RACK (BY OWNER) :
BASIS OF DESIGN: ATLAS CR222-NR.
PROVIDE BLOCKING.(SEE INTERIOR ELEVATIONS AND RCP)

(ELEV.) (PLAN)

WALL MOUNTED DIGITAL CLOCK:
BASIS OF DESIGN: ATLAS IED IP DUAL SIDED LCD WITH SPEAKERS
PROVIDE BLOCKING. (SEE INTERIOR ELEVATIONS AND COORDINATE w/ POWER PLAN)

(ELEV.) (PLAN)

IP PHONE:
BASIS OF DESIGN: CISCO.
PROVIDE BLOCKING. (SEE INTERIOR ELEVATIONS AND COORDINATE w/ POWER PLAN)

(ELEV.) (PLAN)

TOUCH CONTROL PANEL (BY OWNER)
EXTRON MLC PLUS 100. (SEE INTERIOR ELEVATIONS AND POWER & TECH PLAN)

TELECOIL LOOP :
BY ELECTRICAL CONTRACTOR. AUDIO INDUCTION LOOP AIDS ASSISTIVE LISTENING TECHNOLOGY. CONSISTS OF PHYSICAL CABLE LOOPS PLACED AROUND DESIGNATED SPACES. (SEE ELECTRICAL DRAWINGS)

GENERAL NOTE:

CEILING CONTRACTOR TO OWN CEILING CUT OUTS FOR A/V CEILING RECESSED SPEAKERS. COORDINATE WITH OWNER'S AV CONTRACTOR AND DO NOT CUT HOLES UNTIL THE SPEAKERS ARE ON SITE AND COORDINATION DRAWING AND DOCUMENTS ARE APPROVED.

Revision Schedule

No.	Description	Date
1	SED SUBMISSION	09/15/2020
3	ISSUED FOR BID	01/19/2021

Geddis Architects
Architecture. Planning. Interiors
71 Old Post Road
P.O. Box 1020
Southport, CT 06890
(203) 256-8700

Fielding International
Transforming Education by Design
259 Water Street Suite 1L
Warren , RI 02885 USA
+1 401-289-2789

BARILE GALLAGHER & ASSOCIATES
CONSULTING ENGINEERS
39 MARBLE AVENUE PLEASANTVILLE, NY 10570
914.328.6060 General@BGA-Eng.com www.BGA-Eng.com

Construction Manager
SAVIN ENGINEERS, P.C.
3 Campus Drive
Pleasantville, NY 10570
914-769-3200

Structural Engineer
ODEH ENGINEERS
1223 Mineral Spring Ave
North Providence, RI 02904
401-724-1771

Civil Engineer
WESTON & SAMPSON
1 Winners Circle, Suite 130
Albany, NY 12205
518-463-4400

Roof Consultant
WATSKY ASSOCIATES INC.
20 Madison Ave
Valhalla, NY 10595
914-948-3450

Acoustic Consultant
DP DESIGN
12 Cold Spring Street
Providence, RI
401-861-3218

AV Consultant
CAVANAUGH TOCCI
327 F Boston Post Road
Sudbury, MA 01776-3027
978-443-7871

SED #: 6618-0001-0005-032

PROJECT

Rye City School District

555 Theodore Fremd Ave, Rye, NY 10580

Rye High School & Middle School

1 Parsons Street, Rye, New York 10580

MS i-LAB REFLECTED CEILING PLAN

PROJECT 2

SEAL & SIGNATURE

DATE: 09/21/20
PROJECT No: 9200
DRAWING BY: Author
CHK BY: Checker
DWG No: A2-524

1 Middle School iLab Floor Plan

SCALE: 1/4" = 1'-0"

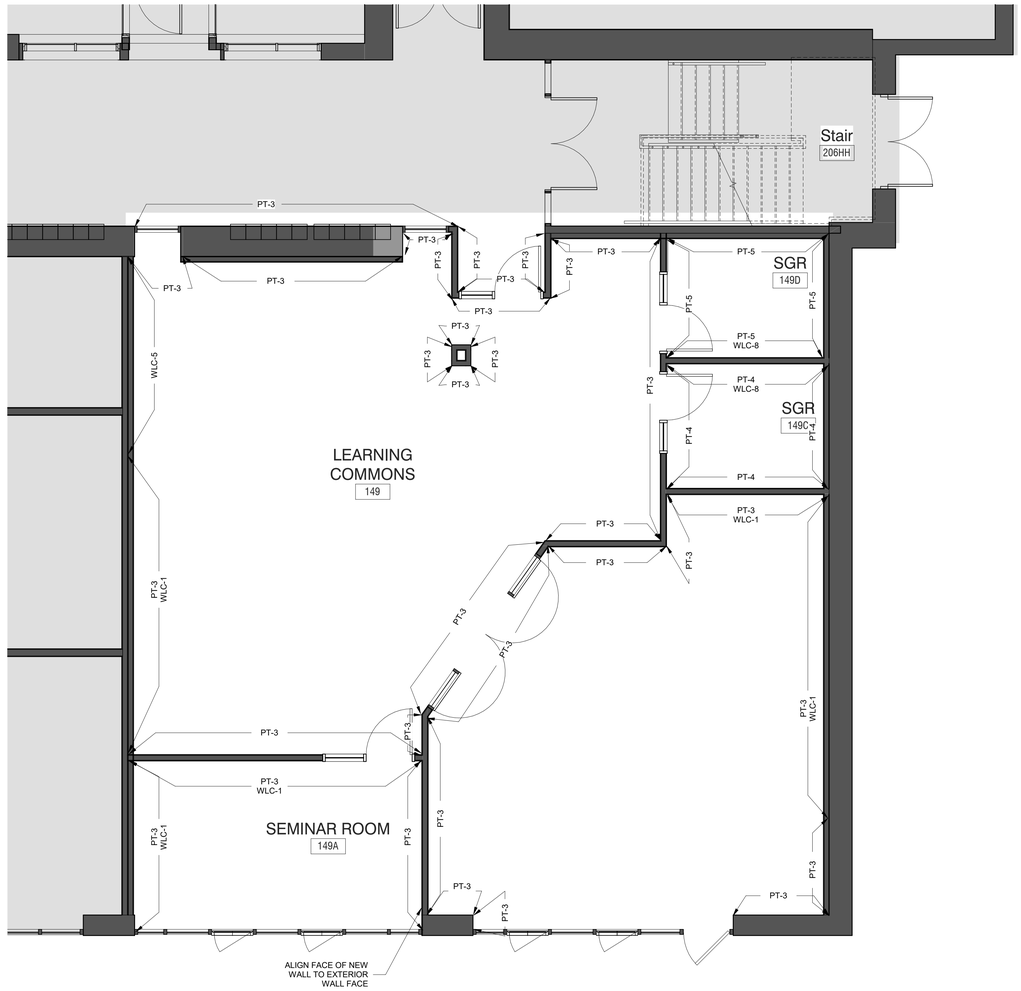

2 Middle School iLab Floor Plan

SCALE: 1/4" = 1'-0"

GENERAL NOTE:

1. ALL AREAS WITH NEW FLOORING TO RECEIVE SELF-LEVELING UNDERLAYMENT SO THAT SUBSTRATE IS SMOOTH AND LEVEL PER FLOORING MFG'S INSTRUCTIONS.

GENERAL NOTE:

SEE INTERIOR ELEVATIONS FOR CUT LINES OF WALL FINISHES

AREA NOT IN SCOPE

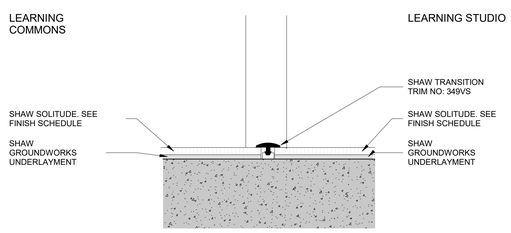

3 MS ILAB - FLOOR TRANSITION DETAIL A

SCALE: 12" = 1'-0"

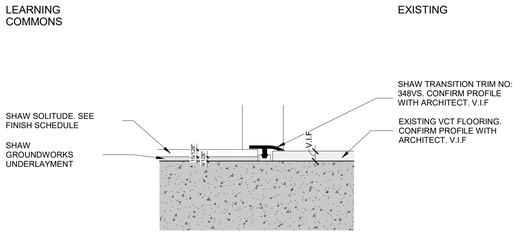

4 MS ILAB - FLOOR TRANSITION DETAIL B

SCALE: 12" = 1'-0"

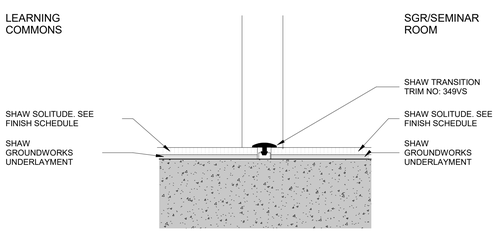

5 MS ILAB - FLOOR TRANSITION DETAIL C

SCALE: 12" = 1'-0"

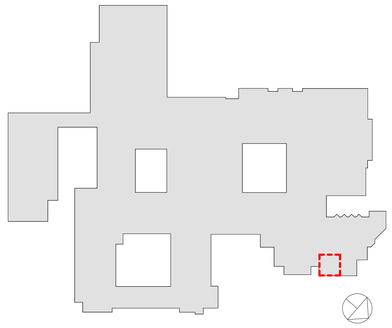

RYE HIGH SCHOOL & MIDDLE SCHOOL KEY PLAN

1" = 100'

Revision Schedule

No.	Description	Date
1	SED SUBMISSION	09/15/2020
3	ISSUED FOR BID	01/19/2021

Geddis Architects

Architecture. Planning. Interiors

71 Old Post Road
P.O. Box 1020
Southport, CT 06890
(203) 256-8700

Fielding International

Transforming Education by Design

259 Water Street Suite 1L
Warren , RI 02885 USA
+1 401-289-2789

BARILE GALLAGHER & ASSOCIATES

CONSULTING ENGINEERS

39 MARBLE AVENUE PLEASANTVILLE, NY 10570
914.328.6060 General@BGA-Eng.com www.BGA-Eng.com

Construction Manager
SAVIN ENGINEERS, P.C.
3 Campus Drive
Pleasantville, NY 10570
914-769-3200

Structural Engineer
ODEH ENGINEERS
1223 Mineral Spring Ave
North Providence, RI 02904
401-724-1771

Civil Engineer
WESTON & SAMPSON
1 Winners Circle, Suite 130
Albany, NY 12205
518-463-4400

Roof Consultant
WATSKY ASSOCIATES INC.
20 Madison Ave
Valhalla, NY 10595
914-948-3450

Acoustic Consultant
DP DESIGN
12 Cold Spring Street
Providence, RI
401-861-3218

AV Consultant
CAVANAUGH TOCCI
327 F Boston Post Road
Sudbury, MA 01776-3027
978-443-7871

SED #: 6618-0001-0005-032

PROJECT

Rye City School District

555 Theodore Fremd Ave, Rye, NY 10580

Rye High School & Middle School

1 Parsons Street, Rye, New York 10580

MS i-LAB FINISH PLANS

PROJECT 2

SEAL & SIGNATURE

DATE: 05/15/20
PROJECT No: 9200
DRAWING BY: Author
CHK BY: Checker
DWG No:
A2-525

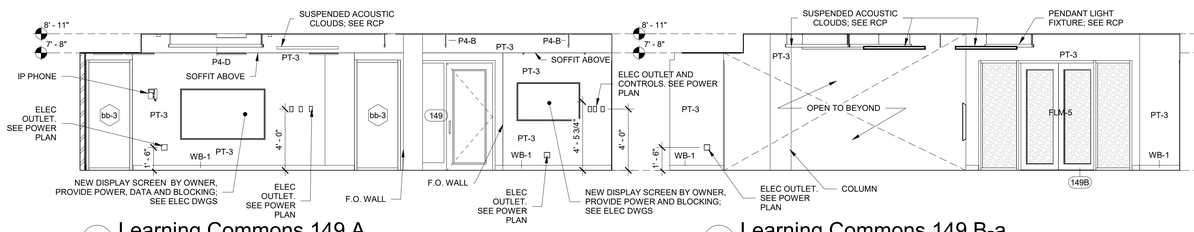

1 Learning Commons 149 A
SCALE: 1/4" = 1'-0"

2 Learning Commons 149 B-a
SCALE: 1/4" = 1'-0"

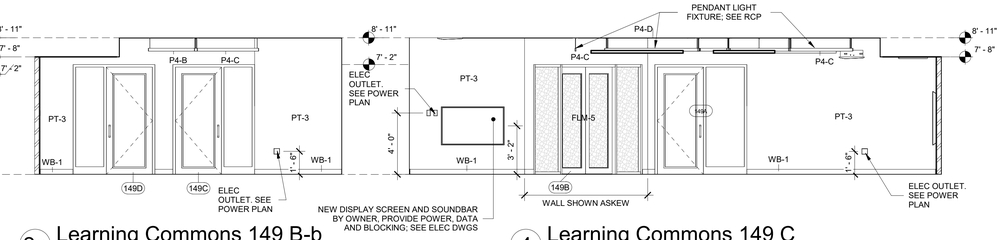

2a Learning Commons 149 B-b
SCALE: 1/4" = 1'-0"

4 Learning Commons 149 C
SCALE: 1/4" = 1'-0"

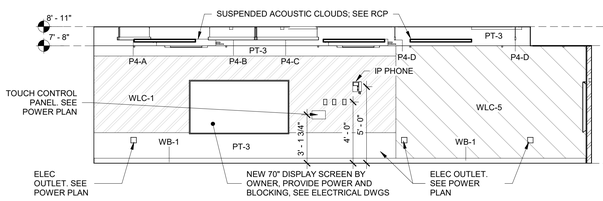

5 Learning Commons 149 D-a
SCALE: 1/4" = 1'-0"

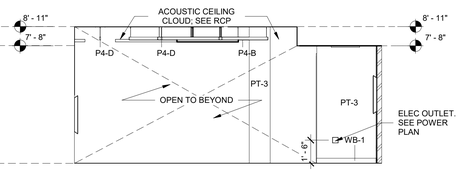

5a Learning Commons 149 D-b
SCALE: 1/4" = 1'-0"

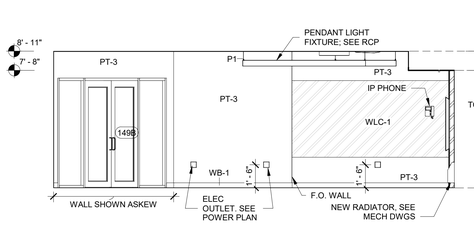

6 Learning Studio 149 A
SCALE: 1/4" = 1'-0"

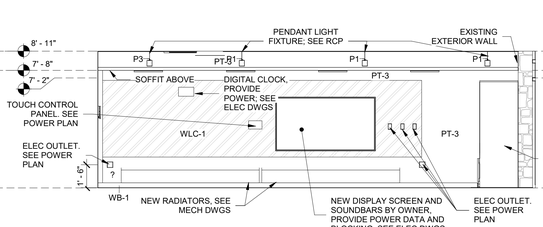

7 Learning Studio 149 B
SCALE: 1/4" = 1'-0"

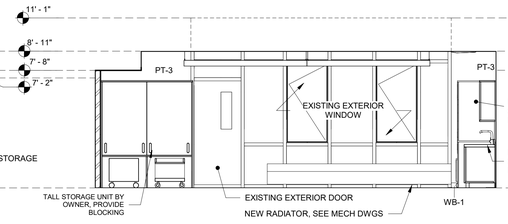

8 Learning Studio 149 C
SCALE: 1/4" = 1'-0"

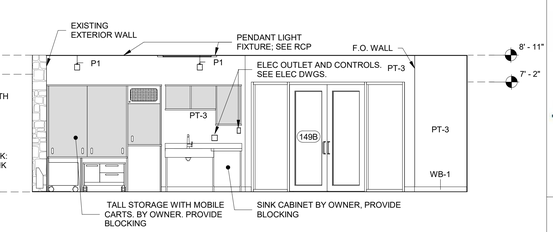

9 Learning Studio 149 D
SCALE: 1/4" = 1'-0"

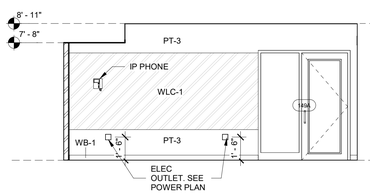

10 Seminar Room 149A A
SCALE: 1/4" = 1'-0"

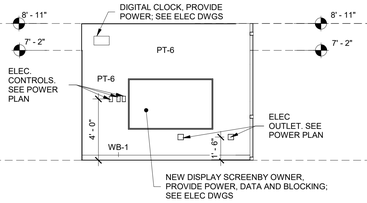

11 Seminar Room 149A B
SCALE: 1/4" = 1'-0"

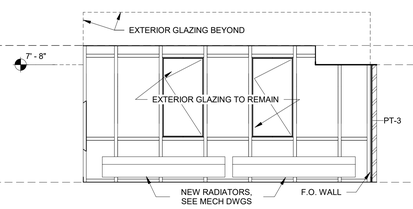

12 Seminar Room 149A C
SCALE: 1/4" = 1'-0"

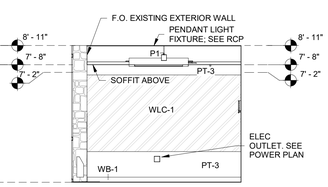

13 Seminar Room 149A D
SCALE: 1/4" = 1'-0"

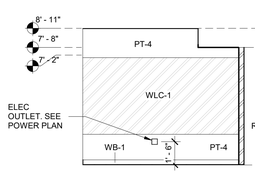

14 SGR 149C A
SCALE: 1/4" = 1'-0"

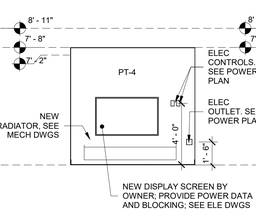

15 SGR 149C B
SCALE: 1/4" = 1'-0"

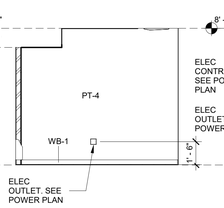

16 SGR 149C C
SCALE: 1/4" = 1'-0"

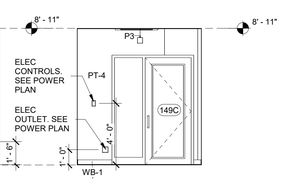

17 SGR 149C D
SCALE: 1/4" = 1'-0"

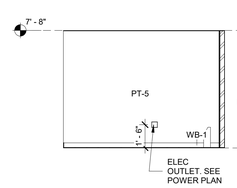

18 SGR 149 D A
SCALE: 1/4" = 1'-0"

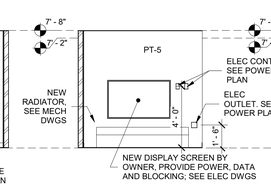

19 SGR 149 D B
SCALE: 1/4" = 1'-0"

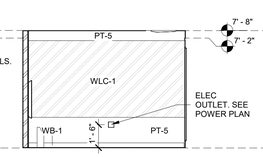

20 SGR 149 D C
SCALE: 1/4" = 1'-0"

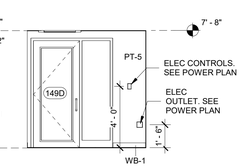

21 SGR 149 D D
SCALE: 1/4" = 1'-0"

Revision Schedule

No.	Description	Date
1	SED SUBMISSION	09/15/2020
3	ISSUED FOR BID	01/19/2021

Geddis Architects
Architecture. Planning. Interiors
71 Old Post Road
P.O. Box 1020
Southport, CT 06890
(203) 256-8700

Fielding International
Transforming Education by Design
259 Water Street Suite 1L
Warren , RI 02885 USA
+1 401-289-2789

BARILE GALLAGHER & ASSOCIATES
CONSULTING ENGINEERS
39 MARBLE AVENUE PLEASANTVILLE, NY 10570
914.328.6060 General@BGA-Eng.com www.BGA-Eng.com

Construction Manager
SAVIN ENGINEERS, P.C.
3 Campus Drive
Pleasantville, NY 10570
914-769-3200

Structural Engineer
ODEH ENGINEERS
1223 Mineral Spring Ave
North Providence, RI 02904
401-724-1771

Civil Engineer
WESTON & SAMPSON
1 Winners Circle, Suite 130
Albany, NY 12205
518-463-4400

Roof Consultant
WATSKY ASSOCIATES INC.
20 Madison Ave
Valhalla, NY 10595
914-948-3450

Acoustic Consultant
DP DESIGN
12 Cold Spring Street
Providence, RI
401-861-3218

AV Consultant
CAVANAUGH TOCCI
327 F Boston Post Road
Sudbury, MA 01776-3027
978-443-7871

SED #: 6618-0001-0005-032

PROJECT
Rye City School District
555 Theodore Fremd Ave, Rye, NY 10580

Rye High School & Middle School

1 Parsons Street, Rye, New York 10580

MS i-LAB INTERIOR ELEVATIONS

PROJECT 2

SEAL & SIGNATURE

DATE: 02/14/20
PROJECT No: 9200
DRAWING BY: Author
CHK BY: Checker
DWG No:
A2-526

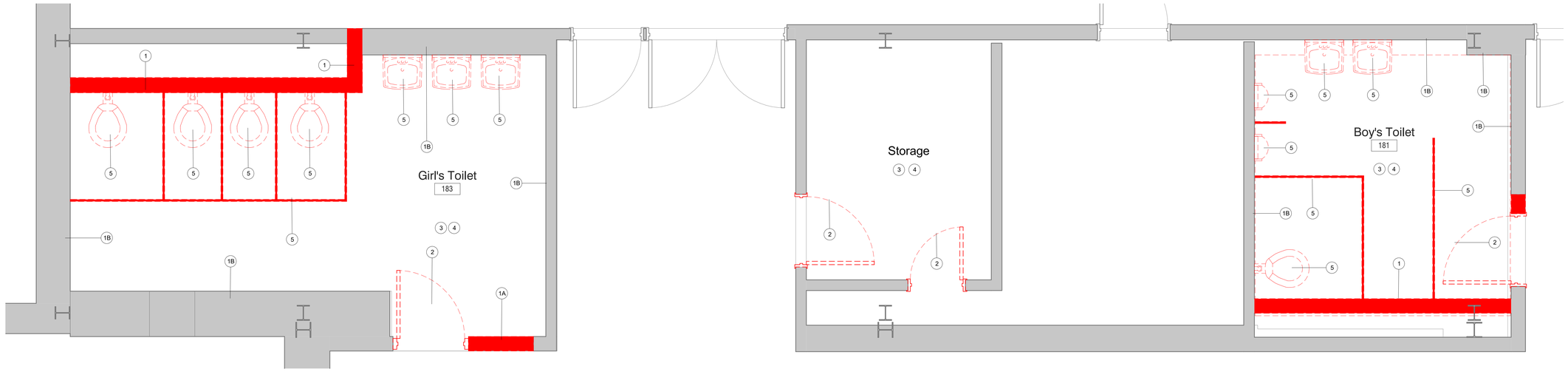

1 First Floor Toilet Rooms #181, #182 & #183 Demo Plan

SCALE: 1/2" = 1'-0"

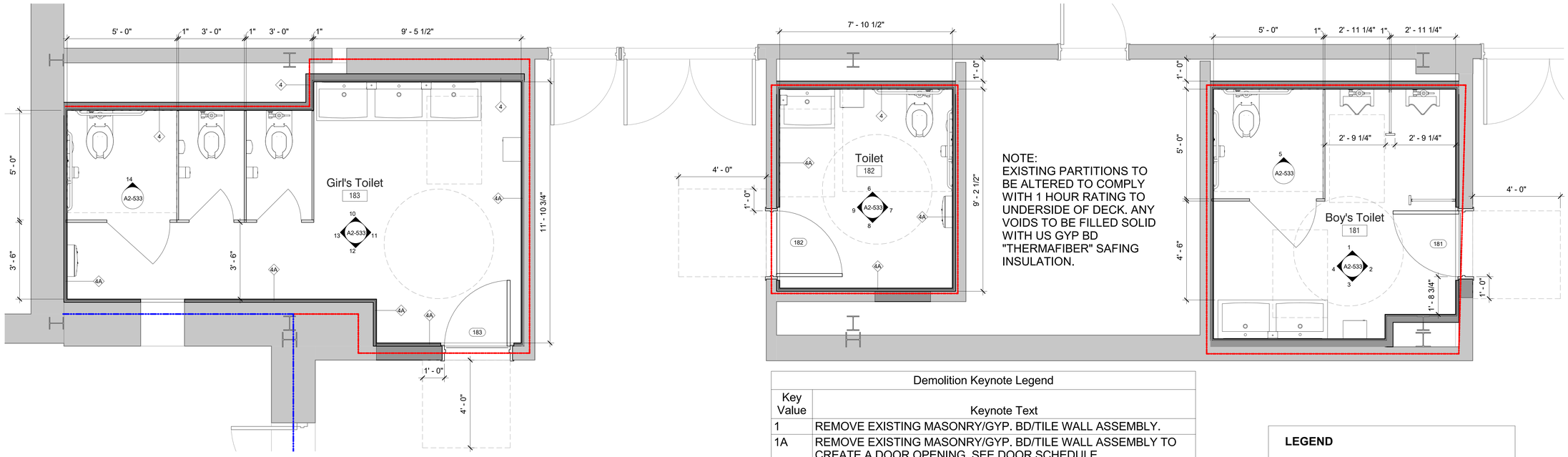

NOTE:
EXISTING PARTITIONS TO BE ALTERED TO COMPLY WITH 1 HOUR RATING TO UNDERSIDE OF DECK. ANY VOIDS TO BE FILLED SOLID WITH US GYP BD "THERMAFIBER" SAFING INSULATION.

2 First Floor Toilet Rooms #181, #182 & #183 Floor Plan

SCALE: 1/2" = 1'-0"

Demolition Keynote Legend	
Key Value	Keynote Text
1	REMOVE EXISTING MASONRY/GYP. BD/TILE WALL ASSEMBLY.
1A	REMOVE EXISTING MASONRY/GYP. BD/TILE WALL ASSEMBLY TO CREATE A DOOR OPENING. SEE DOOR SCHEDULE.
1B	REMOVE EXISTING GYP. BD./ TILE ON TAG SIDE OF THE WALL. EXISTING STUDS TO REMAIN.
1C	REMOVE EXISTING MASONRY/GYP. BD/TILE WALL ASSEMBLY TO CREATE A WINDOW OPENING. SEE WINDOW TYPES.
1D	EXISTING STONE VENEER/PRECAST/LIMESTONE TO BE REMOVED AND STORED TO BE RE-INSTALLED. SEE DEMO AND PROPOSED DRAWINGS FOR EXTENT OF WORK.
2	REMOVE EXISTING DOOR, FRAME AND ASSOCIATED HARDWARE.
2A	REMOVE EXISTING EXTERIOR WINDOW, FRAME AND ASSOCIATED HARDWARE.
2B	REMOVE EXISTING INTERIOR WINDOW, FRAME AND ASSOCIATED HARDWARE.
2C	REMOVE EXISTING EXTERIOR LOUVER, FRAME, SILL & ACCOCIATED HARDWARE
3	REMOVE EXISTING FLOORING, BASE, ADHESIVE AND ALL APPLIED ACCESSORIES. FLASH PATCH AS REQUIRED TO ACHIEVE SMOOTH AND LEVEL SUBSTRATE PER MANUF. SPEC. FOR NEW FLOORING. PITCH TO NEW FLOOR DRAINS.
4	REMOVE EXISTING GYP. BD. CEILINGS, CEILING GRID, TILES & SOFFITS BELOW STRUCTURAL DECK. REMOVE EXISTING LIGHT FIXTURES AND DEVICES.
5	REMOVE EXISTING PLUMBING FIXTURES, TOILET PARTITIONS & ASSOCIATED PLUMBING AND ACCESSORIES.
6	REMOVE EXISTING MILLWORK COUNTER, CABINETS AND SHELVING.
6A	REMOVE EXISTING LOCKERS AND ASSOCIATED HARDWARE.

LEGEND

- 1-HR RATED FIRE PARTITION
- 2-HR RATED FIRE BARRIER
- 2-HR RATED FIRE WALL

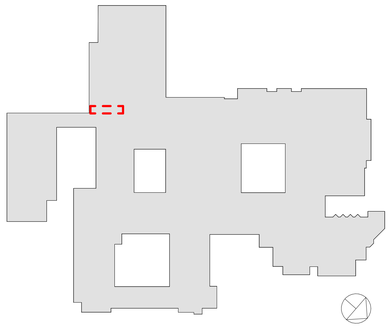

RYE HIGH SCHOOL & MIDDLE SCHOOL KEY PLAN

1" = 100'

Revision Schedule

No.	Description	Date
	Pricing Set	08/12/2019
	SED Submission: Revision 1	10/15/19
	SED SUBMISSION: Addendum #1	01/17/2020
	Issue For Bid	02/07/2020
3	ISSUED FOR BID	01/19/2021

Geddis Architects

Architecture. Planning. Interiors

71 Old Post Road
P.O. Box 1020
Southport, CT 06890
(203) 256-8700

Fielding International

Transforming Education by Design

259 Water Street Suite 1L
Warren , RI 02885 USA
+1 401-289-2789

BARILE GALLAGHER & ASSOCIATES

CONSULTING ENGINEERS

39 MARBLE AVENUE PLEASANTVILLE, NY 10570
914.328.6060 General@BGA-Eng.com www.BGA-Eng.com

Construction Manager
SAVIN ENGINEERS, P.C.
3 Campus Drive
Pleasantville, NY 10570
914-769-3200

Structural Engineer
ODEH ENGINEERS
1223 Mineral Spring Ave
North Providence, RI 02904
401-724-1771

Civil Engineer
WESTON & SAMPSON
1 Winners Circle, Suite 130
Albany, NY 12205
518-463-4400

Roof Consultant
WATSKY ASSOCIATES INC.
20 Madison Ave
Valhalla, NY 10595
914-948-3450

Acoustic Consultant
DP DESIGN
12 Cold Spring Street
Providence, RI
401-861-3218

AV Consultant
CAVANAUGH TOCCI
327 F Boston Post Road
Sudbury, MA 01776-3027
978-443-7871

SED #: 6618-0001-0005-032

PROJECT

Rye City School District

555 Theodore Fremd Ave, Rye, NY 10580

Rye High School & Middle School

1 Parsons Street, Rye, New York 10580

ENLARGED TOILET PLANS, ELEVATIONS & FINISHES

PROJECT 1

SEAL & SIGNATURE

DATE: 01/19/21
PROJECT No: 9200
DRAWING BY: Author
CHK BY: Checker
DWG No: A2-531

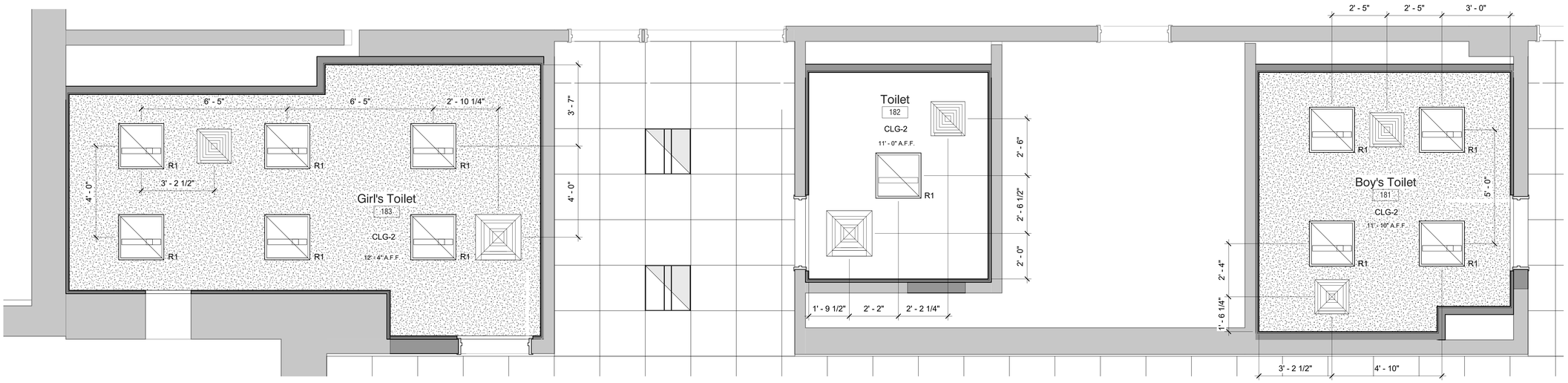

1 First Floor Toilet Rooms #181, #182 & #183
Ceiling Plan

SCALE: 1/2" = 1'-0"

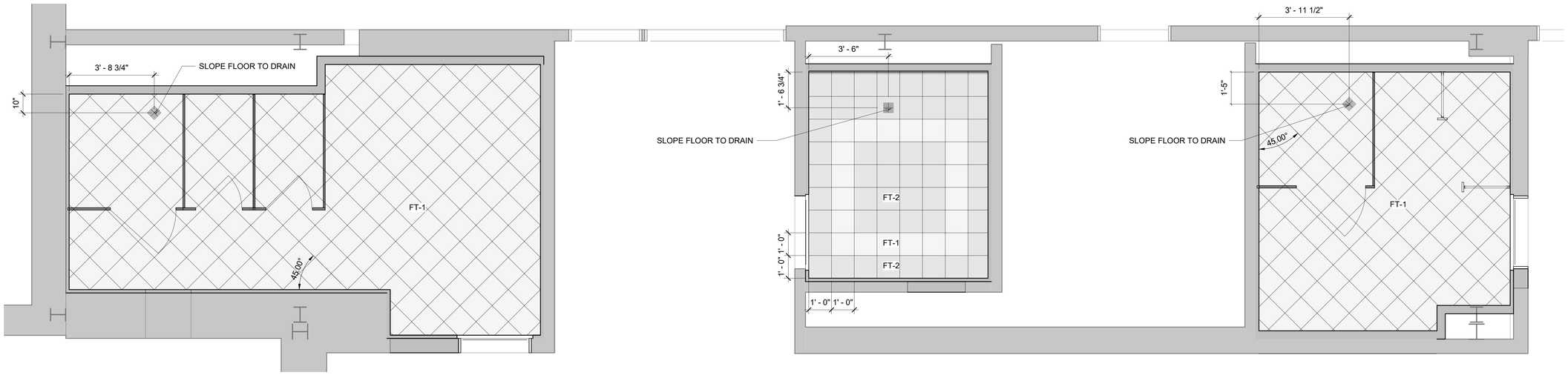

2 First Floor Toilet Rooms #181, #182 & #183
Floor Pattern Plan

SCALE: 1/2" = 1'-0"

LEGEND

SUPPLY DIFFUSER: SEE MECH. DWGS FOR INFO

RETURN FAN:SEE MECH. DWGS FOR INFO

NEW FLOOR DRAIN

NOTES

1. SEE DRAWING A2-400 FOR CEILING FIXTURE AND MATERIAL LEGENDS.
2. SEE DRAWING A2-700 FOR FLOORING MATERIAL LEGEND.

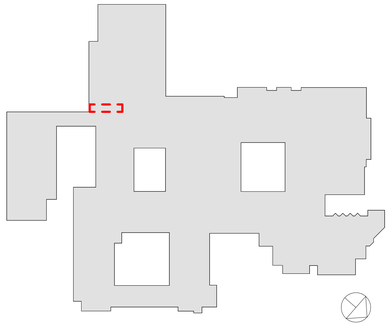

RYE HIGH SCHOOL & MIDDLE SCHOOL KEY PLAN

1" = 100'

Revision Schedule

No.	Description	Date
	SED Submission: Revision 1	10/15/19
	Issue For Bid	02/07/2020
3	ISSUED FOR BID	01/19/2021

Geddis Architects
Architecture. Planning. Interiors
71 Old Post Road
P.O. Box 1020
Southport, CT 06890
(203) 256-8700

Fielding International
Transforming Education by Design
259 Water Street Suite 1L
Warren , RI 02885 USA
+1 401-289-2789

BARILE GALLAGHER & ASSOCIATES
CONSULTING ENGINEERS
39 MARBLE AVENUE PLEASANTVILLE, NY 10570
914.328.6060 General@BGA-Eng.com www.BGA-Eng.com

Construction Manager
SAVIN ENGINEERS, P.C.
3 Campus Drive
Pleasantville, NY 10570
914-769-3200

Structural Engineer
ODEH ENGINEERS
1223 Mineral Spring Ave
North Providence, RI 02904
401-724-1771

Civil Engineer
WESTON & SAMPSON
1 Winners Circle, Suite 130
Albany, NY 12205
518-463-4400

Roof Consultant
WATSKY ASSOCIATES INC.
20 Madison Ave
Valhalla, NY 10595
914-948-3450

Acoustic Consultant
DP DESIGN
12 Cold Spring Street
Providence, RI
401-861-3218

AV Consultant
CAVANAUGH TOCCI
327 F Boston Post Road
Sudbury, MA 01776-3027
978-443-7871

SED #: 6618-0001-0005-032

PROJECT

Rye City School District

555 Theodore Fremd Ave, Rye, NY 10580

Rye High School & Middle School

1 Parsons Street, Rye, New York 10580

ENLARGED TOILET PLANS, ELEVATIONS & FINISHES

PROJECT 1

SEAL & SIGNATURE

DATE: 01/19/21
PROJECT No: 9200
DRAWING BY: Author
CHK BY: Checker
DWG No:
A2-532

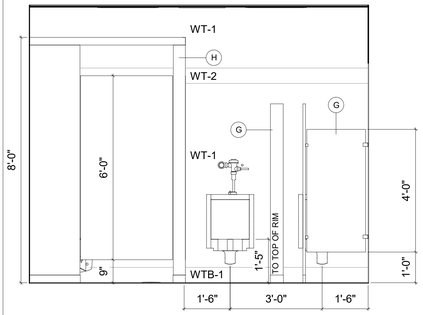

1 Toilet 181 - Elevation A
SCALE: 1/2" = 1'-0"

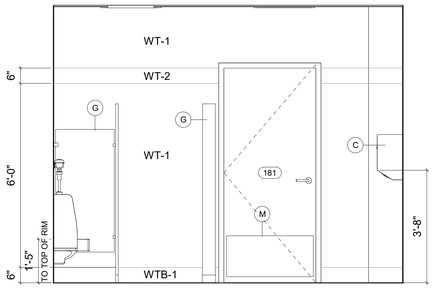

2 Toilet 181- Elevation B
SCALE: 1/2" = 1'-0"

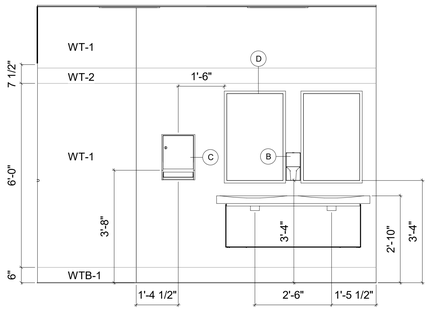

3 Toilet 181 - Elevation C
SCALE: 1/2" = 1'-0"

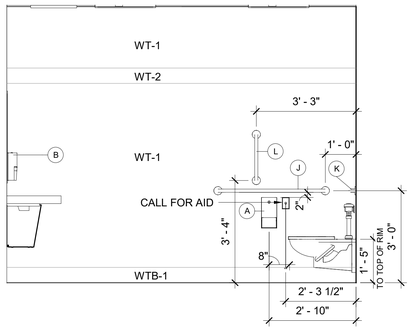

4 Toilet 181 - Elevation D
SCALE: 1/2" = 1'-0"

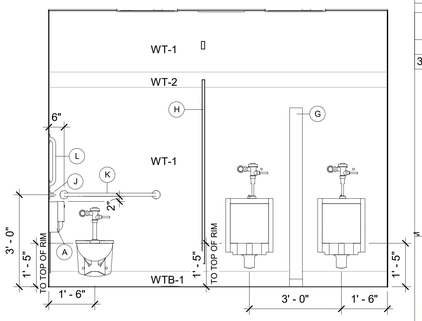

5 Toilet 181 - Elevation E
SCALE: 1/2" = 1'-0"

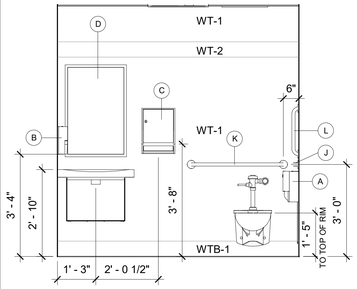

6 Toilet 182 - Elevation A
SCALE: 1/2" = 1'-0"

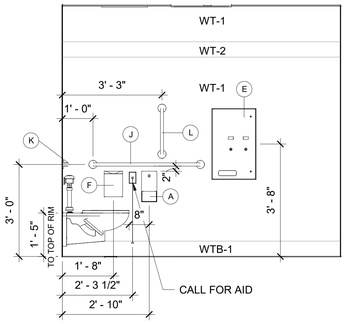

7 Toilet 182 - Elevation B
SCALE: 1/2" = 1'-0"

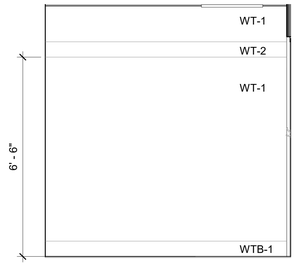

8 Toilet 182 - Elevation C
SCALE: 1/2" = 1'-0"

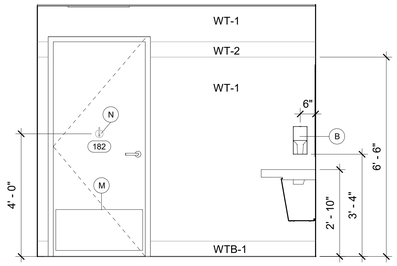

9 Toilet 182 - Elevation D
SCALE: 1/2" = 1'-0"

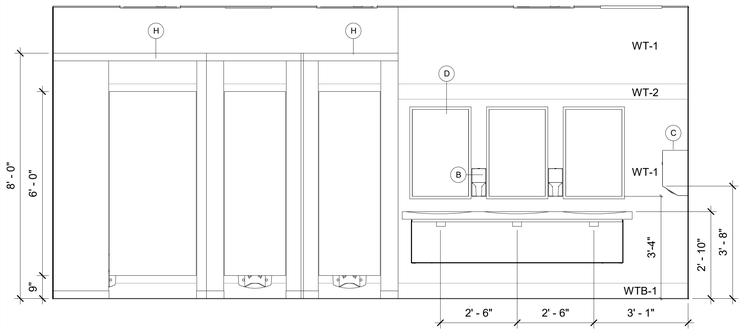

10 Toilet 183 - Elevation A
SCALE: 1/2" = 1'-0"

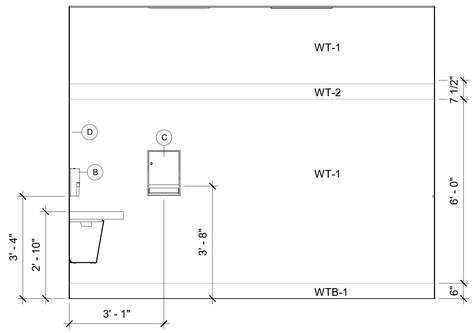

11 Toilet 183 - Elevation B
SCALE: 1/2" = 1'-0"

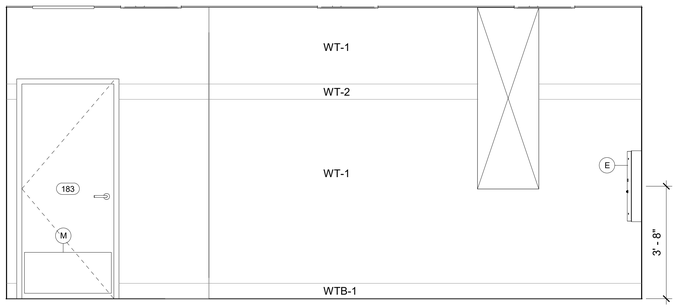

12 Toilet 183 - Elevation C
SCALE: 1/2" = 1'-0"

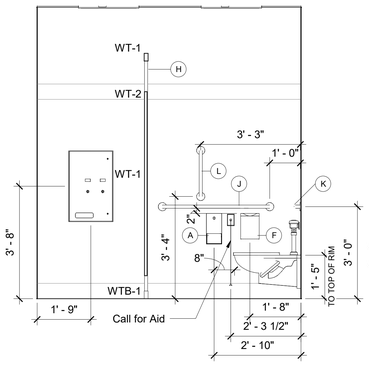

13 Toilet 183 - Elevation D
SCALE: 1/2" = 1'-0"

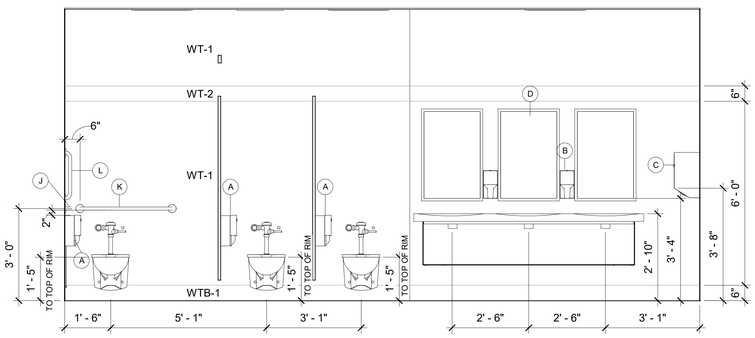

14 Toilet 183 - Elevation E
SCALE: 1/2" = 1'-0"

WC Accessory Schedule					
Item	Description	Manufacturer	Model	Finish	Notes
A	Toilet Tissue Dispenser	American Specialties, Inc.	ASI 9030	Stainless Steel	
B	Soap Dispenser				Provided by Owner
C	Paper Towel Dispenser				Provided by Owner
D	Mirror	American Specialties, Inc.	ASI 20650-B	Stainless Steel	
E	Feminine Hygiene Vender				Provided by Owner
F	Feminine Hygiene Disposal	American Specialties, Inc.	ASI 20852	Stainless Steel	
G	Urinal Privacy Screen	ASI Global Partitions	Wall Hung with Pilaster Support	Phenolic	
H	Toilet Compartment Partitions	ASI Global Partitions	Floor Anchored/ Overhead Braced	Phenolic	Coat hook On Interior face of door
J	Grab Bar 42"	American Specialties, Inc.	3700-42	Stainless Steel	
K	Grab Bar 36"	American Specialties, Inc.	3700-36	Stainless Steel	
L	Grab Bar 18"	American Specialties, Inc.	3700-18	Stainless Steel	
M	Kick Plate: 16" High	Ives Architectural Hardware	8400		
N	Double Coat Hook - Latitue Series	Ives Architectural Hardware	510C	Stainless Steel	Located 42" from finished floor center of door

NOTES

1. SEE DRAWING A2-700 FOR FINISH MATERIALS LEGEND.

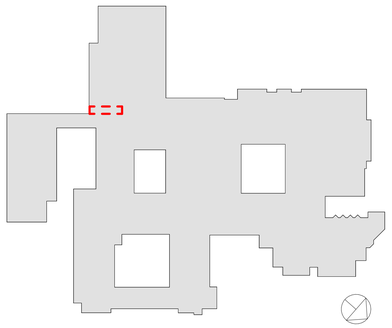

RYE HIGH SCHOOL & MIDDLE SCHOOL KEY PLAN
1" = 100'

Revision Schedule

No.	Description	Date
	SED Submission: Revision 1	10/15/19
	Issue For Bid	02/07/2020
3	ISSUED FOR BID	01/19/2021

Geddis Architects
Architecture. Planning. Interiors
71 Old Post Road
P.O. Box 1020
Southport, CT 06890
(203) 256-8700

Fielding International
Transforming Education by Design
259 Water Street Suite 1L
Warren , RI 02885 USA
+1 401-289-2789

BARILE GALLAGHER & ASSOCIATES
CONSULTING ENGINEERS
39 MARBLE AVENUE PLEASANTVILLE, NY 10570
914.328.6060 General@BGA-Eng.com www.BGA-Eng.com

Construction Manager
SAVIN ENGINEERS, P.C.
3 Campus Drive
Pleasantville, NY 10570
914-769-3200

Structural Engineer
ODEH ENGINEERS
1223 Mineral Spring Ave
North Providence, RI 02904
401-724-1771

Civil Engineer
WESTON & SAMPSON
1 Winners Circle, Suite 130
Albany, NY 12205
518-463-4400

Roof Consultant
WATSKY ASSOCIATES INC.
20 Madison Ave
Valhalla, NY 10595
914-948-3450

Acoustic Consultant
DP DESIGN
12 Cold Spring Street
Providence, RI
401-861-3218

AV Consultant
CAVANAUGH TOCCI
327 F Boston Post Road
Sudbury, MA 01776-3027
978-443-7871

SED #: 6618-0001-0005-032

PROJECT
Rye City School District
555 Theodore Fremd Ave, Rye, NY 10580

Rye High School & Middle School
1 Parsons Street, Rye, New York 10580

ENLARGED TOILET PLANS, ELEVATIONS & FINISHES

PROJECT 1

SEAL & SIGNATURE

DATE: 01/19/21
PROJECT No: 9200
DRAWING BY: Author
CHK BY: Checker
DWG No:
A2-533

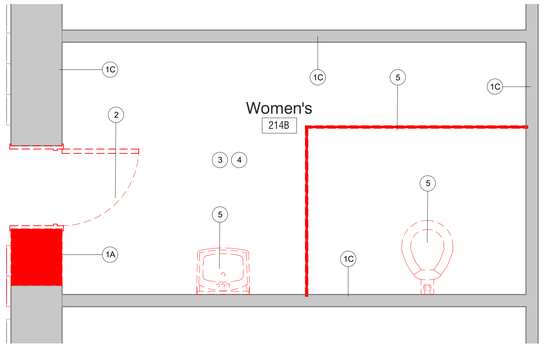

1 Second Floor Toilet Room #214B Demo Plan

SCALE: 1/2" = 1'-0"

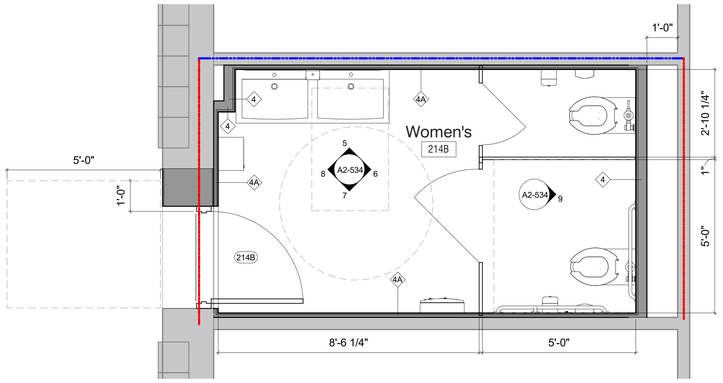

2 Second Floor Toilet Room #214B Floor Plan

SCALE: 1/2" = 1'-0"

NOTE:
EXISTING PARTITIONS TO BE ALTERED TO COMPLY WITH 1 HOUR RATING TO UNDERSIDE OF DECK. ANY VOIDS TO BE FILLED SOLID WITH US GYP BD "THERMAFIBER" SAFING INSULATION.

LEGEND

- 1-HR RATED FIRE PARTITION
- 2-HR RATED FIRE BARRIER
- 2-HR RATED FIRE WALL

LEGEND

- SUPPLY DIFFUSER: SEE MECH. DWGS FOR INFO
- RETURN FAN:SEE MECH. DWGS FOR INFO
- NEW FLOOR DRAIN

WC Accessory Schedule

Item	Description	Manufacturer	Model	Finish	Notes
A	Toilet Tissue Dispenser	American Specialties, Inc.	ASI 9030	Stainless Steel	
B	Soap Dispenser				Provided by Owner
C	Paper Towel Dispenser				Provided by Owner
D	Mirror	American Specialties, Inc.	ASI 20650-B	Stainless Steel	
E	Feminine Hygiene Vender				Provided by Owner
F	Feminine Hygiene Disposal	American Specialties, Inc.	ASI 20852	Stainless Steel	
G	Urinal Privacy Screen	ASI Global Partitions	Wall Hung with Pilaster Support	Phenolic	
H	Toilet Compartment Partitions	ASI Global Partitions	Floor Anchored/ Overhead Braced	Phenolic	Coat hook On Interior face of door
J	Grab Bar 42"	American Specialties, Inc.	3700-42	Stainless Steel	
K	Grab Bar 36"	American Specialties, Inc.	3700-36	Stainless Steel	
L	Grab Bar 18"	American Specialties, Inc.	3700-18	Stainless Steel	
M	Kick Plate: 16" High	Ives Architectural Hardware	8400		
N	Double Coat Hook - Latitue Series	Ives Architectural Hardware	510C	Stainless Steel	Located 42" from finished floor center of door

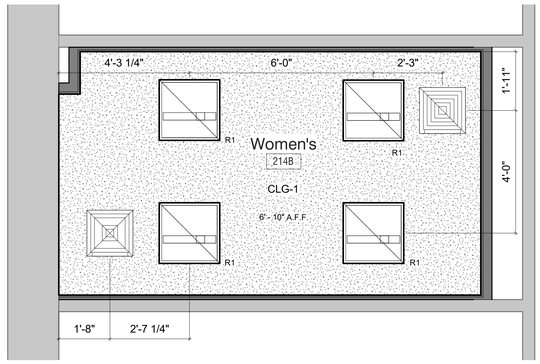

3 Second Floor Toilet Room #214B Ceiling Plan

SCALE: 1/2" = 1'-0"

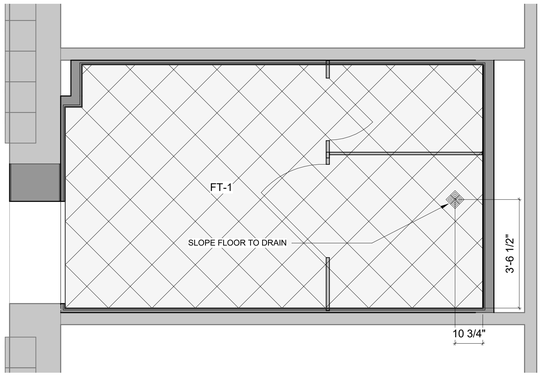

4 Second Floor Toilet Room #214B Floor Pattern Plan

SCALE: 1/2" = 1'-0"

Demolition Keynote Legend

Key Value	Keynote Text
1	REMOVE EXISTING MASONRY/GYP. BD/TILE WALL ASSEMBLY.
1A	REMOVE EXISTING MASONRY/GYP. BD/TILE WALL ASSEMBLY TO CREATE A DOOR OPENING. SEE DOOR SCHEDULE.
1B	REMOVE EXISTING GYP. BD./ TILE ON TAG SIDE OF THE WALL. EXISTING STUDS TO REMAIN.
1C	REMOVE EXISTING MASONRY/GYP. BD/TILE WALL ASSEMBLY TO CREATE A WINDOW OPENING. SEE WINDOW TYPES.
1D	EXISTING STONE VENEER/PRECAST/LIMESTONE TO BE REMOVED AND STORED TO BE RE-INSTALLED. SEE DEMO AND PROPOSED DRAWINGS FOR EXTENT OF WORK.
2	REMOVE EXISTING DOOR, FRAME AND ASSOCIATED HARDWARE.
2A	REMOVE EXISTING EXTERIOR WINDOW, FRAME AND ASSOCIATED HARDWARE.
2B	REMOVE EXISTING INTERIOR WINDOW, FRAME AND ASSOCIATED HARDWARE.
2C	REMOVE EXISTING EXTERIOR LOUVER, FRAME, SILL & ACCOCIATED HARDWARE
3	REMOVE EXISTING FLOORING, BASE, ADHESIVE AND ALL APPLIED ACCESSORIES. FLASH PATCH AS REQUIRED TO ACHIEVE SMOOTH AND LEVEL SUBSTRATE PER MANUF. SPEC. FOR NEW FLOORING. PITCH TO NEW FLOOR DRAINS.
4	REMOVE EXISTING GYP. BD. CEILINGS, CEILING GRID, TILES & SOFFITS BELOW STRUCTURAL DECK. REMOVE EXISTING LIGHT FIXTURES AND DEVICES.
5	REMOVE EXISTING PLUMBING FIXTURES, TOILET PARTITIONS & ASSOCIATED PLUMBING AND ACCESSORIES.
6	REMOVE EXISTING MILLWORK COUNTER, CABINETS AND SHELVING.
6A	REMOVE EXISTING LOCKERS AND ASSOCIATED HARDWARE.

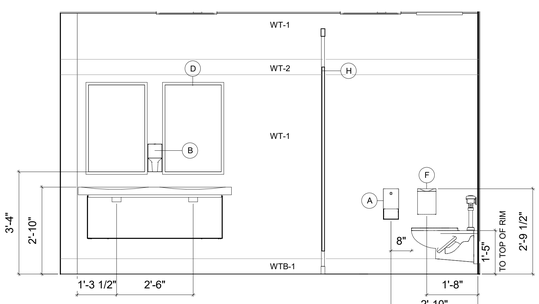

5 Toilet 214B - Elevation A

SCALE: 1/2" = 1'-0"

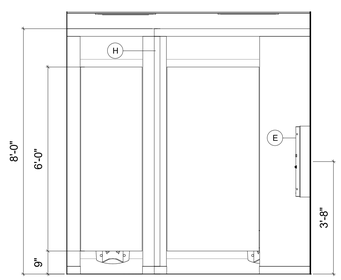

6 Toilet 214B - Elevation B

SCALE: 1/2" = 1'-0"

NOTES

1. SEE DRAWING A2-400 FOR CEILING FIXTURE AND MATERIAL LEGENDS.
2. SEE DRAWING A2-700 FOR FLOORING MATERIAL LEGEND.

NOTES

1. SEE DRAWING A2-700 FOR FINISH MATERIALS LEGEND.

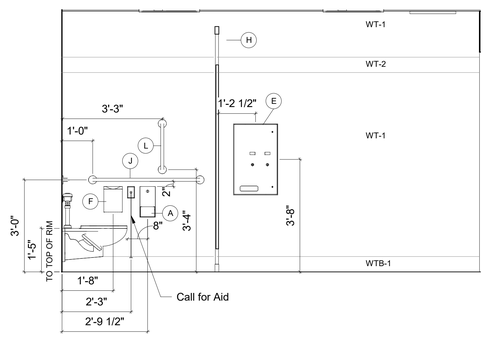

7 Toilet 214B - Elevation C

SCALE: 1/2" = 1'-0"

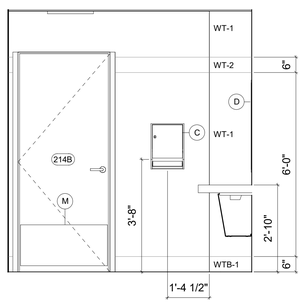

8 Toilet 214B - Elevation D

SCALE: 1/2" = 1'-0"

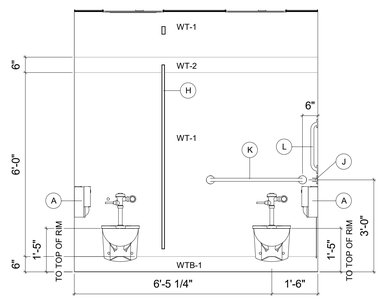

9 Toilet 214B - Elevation E

SCALE: 1/2" = 1'-0"

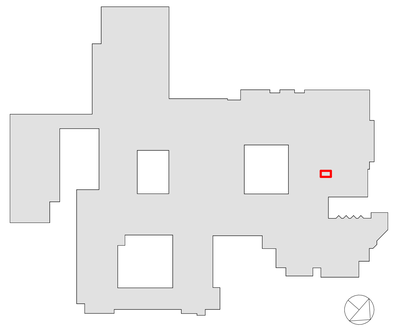

RYE HIGH SCHOOL & MIDDLE SCHOOL KEY PLAN

1" = 100'

Revision Schedule

No.	Description	Date
	Pricing Set	08/12/2019
	SED Submission: Revision 1	10/15/19
	SED SUBMISSION: Addendum #1	01/17/2020
	Issue For Bid	02/07/2020
3	ISSUED FOR BID	01/19/2021

Geddis Architects
Architecture. Planning. Interiors
71 Old Post Road
P.O. Box 1020
Southport, CT 06890
(203) 256-8700

Fielding International
Transforming Education by Design
259 Water Street Suite 1L
Warren , RI 02885 USA
+1 401-289-2789

BARILE GALLAGHER & ASSOCIATES
CONSULTING ENGINEERS
39 MARBLE AVENUE PLEASANTVILLE, NY 10570
914.328.6060 General@BGA-Eng.com www.BGA-Eng.com

Construction Manager
SAVIN ENGINEERS, P.C.
3 Campus Drive
Pleasantville, NY 10570
914-769-3200

Structural Engineer
ODEH ENGINEERS
1223 Mineral Spring Ave
North Providence, RI 02904
401-724-1771

Civil Engineer
WESTON & SAMPSON
1 Winners Circle, Suite 130
Albany, NY 12205
518-463-4400

Roof Consultant
WATSKY ASSOCIATES INC.
20 Madison Ave
Valhalla, NY 10595
914-948-3450

Acoustic Consultant
DP DESIGN
12 Cold Spring Street
Providence, RI
401-861-3218

AV Consultant
CAVANAUGH TOCCI
327 F Boston Post Road
Sudbury, MA 01776-3027
978-443-7871

SED #: 6618-0001-0005-032

PROJECT

Rye City School District

555 Theodore Fremd Ave, Rye, NY 10580

Rye High School & Middle School

1 Parsons Street, Rye, New York 10580

ENLARGED TOILET PLANS, ELEVATIONS & FINISHES

PROJECT 1

SEAL & SIGNATURE

DATE: 01/19/21
PROJECT No: 9200
DRAWING BY: Author
CHK BY: Checker
DWG No:
A2-534

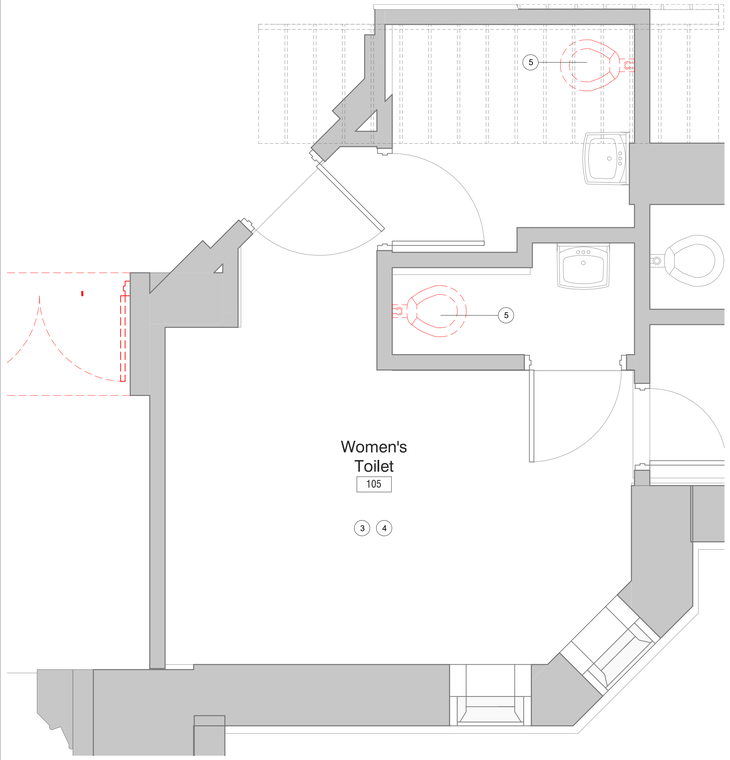

1 First Floor Toilet Room #105 Demolition Plan
SCALE: 1/2" = 1'-0"

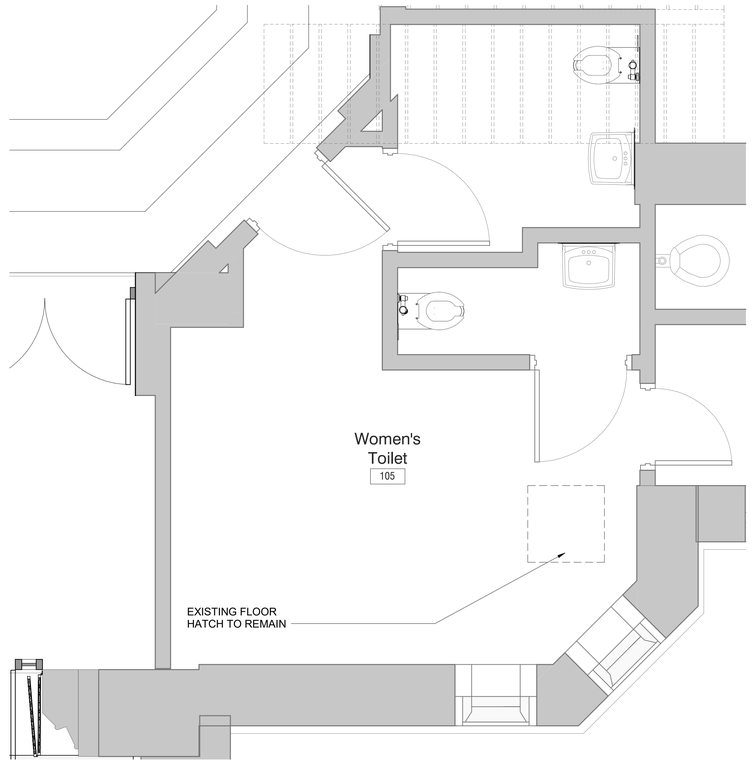

2 First Floor Toilet Room #105 Plan
SCALE: 1/2" = 1'-0"

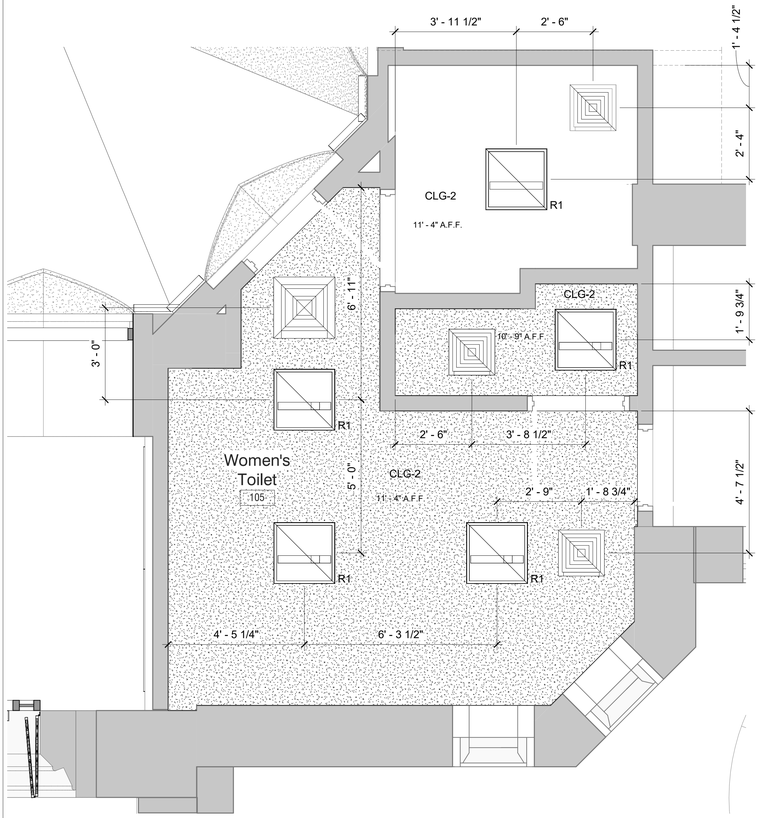

3 First Floor Toilet Room #105 Ceiling Plan
SCALE: 1/2" = 1'-0"

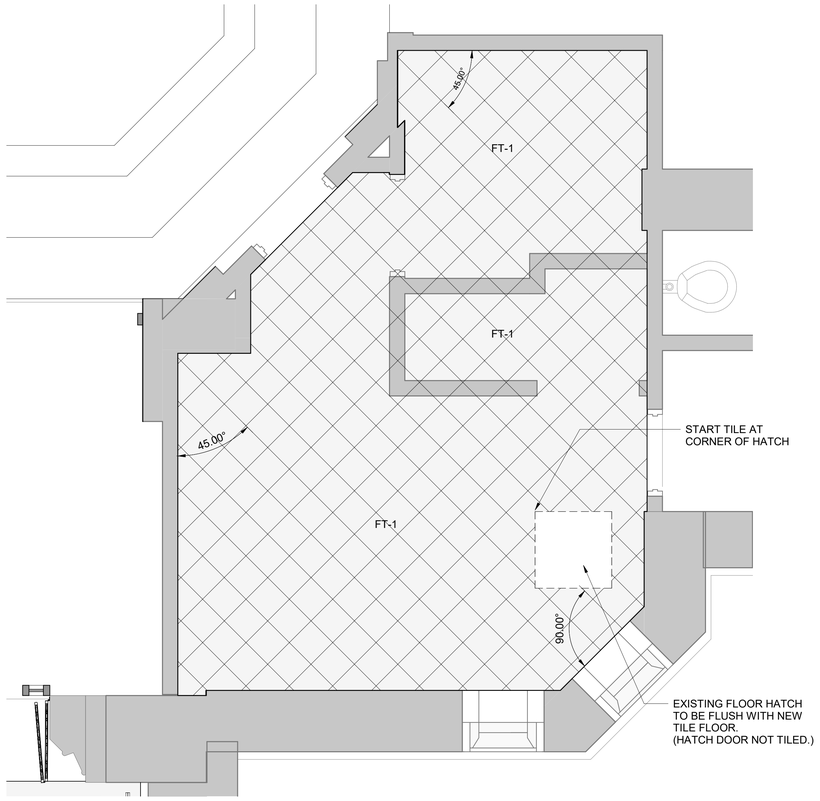

4 First Floor Toilet Plan #105 Floor Pattern Plan
SCALE: 1/2" = 1'-0"

NOTES

1. SEE DRAWING A2-400 FOR CEILING FIXTURE AND MATERIAL LEGENDS.
2. SEE DRAWING A2-700 FOR FLOORING MATERIAL LEGEND.

LEGEND

- SUPPLY DIFFUSER: SEE MECH. DWGS FOR INFO
- RETURN FAN:SEE MECH. DWGS FOR INFO
- NEW FLOOR DRAIN

LEGEND

- 1-HR RATED FIRE PARTITION
- 2-HR RATED FIRE BARRIER
- 2-HR RATED FIRE WALL

Demolition Keynote Legend	
Key Value	Keynote Text
1	REMOVE EXISTING MASONRY/GYP. BD/TILE WALL ASSEMBLY.
1A	REMOVE EXISTING MASONRY/GYP. BD/TILE WALL ASSEMBLY TO CREATE A DOOR OPENING. SEE DOOR SCHEDULE.
1B	REMOVE EXISTING GYP. BD./ TILE ON TAG SIDE OF THE WALL. EXISTING STUDS TO REMAIN.
1C	REMOVE EXISTING MASONRY/GYP. BD/TILE WALL ASSEMBLY TO CREATE A WINDOW OPENING. SEE WINDOW TYPES.
1D	EXISTING STONE VENEER/PRECAST/LIMESTONE TO BE REMOVED AND STORED TO BE RE-INSTALLED. SEE DEMO AND PROPOSED DRAWINGS FOR EXTENT OF WORK.
2	REMOVE EXISTING DOOR, FRAME AND ASSOCIATED HARDWARE.
2A	REMOVE EXISTING EXTERIOR WINDOW, FRAME AND ASSOCIATED HARDWARE.
2B	REMOVE EXISTING INTERIOR WINDOW, FRAME AND ASSOCIATED HARDWARE.
2C	REMOVE EXISTING EXTERIOR LOUVER, FRAME, SILL & ACCOCIATED HARDWARE
3	REMOVE EXISTING FLOORING, BASE, ADHESIVE AND ALL APPLIED ACCESSORIES. FLASH PATCH AS REQUIRED TO ACHIEVE SMOOTH AND LEVEL SUBSTRATE PER MANUF. SPEC. FOR NEW FLOORING. PITCH TO NEW FLOOR DRAINS.
4	REMOVE EXISTING GYP. BD. CEILINGS, CEILING GRID, TILES & SOFFITS BELOW STRUCTURAL DECK. REMOVE EXISTING LIGHT FIXTURES AND DEVICES.
5	REMOVE EXISTING PLUMBING FIXTURES, TOILET PARTITIONS & ASSOCIATED PLUMBING AND ACCESSORIES.
6	REMOVE EXISTING MILLWORK COUNTER, CABINETS AND SHELVING.
6A	REMOVE EXISTING LOCKERS AND ASSOCIATED HARDWARE.

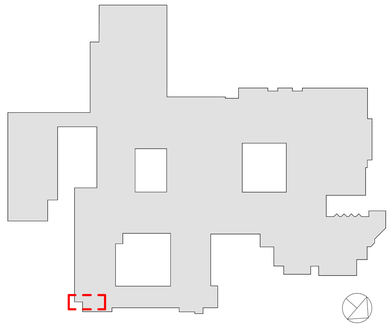

RYE HIGH SCHOOL & MIDDLE SCHOOL KEY PLAN
1" = 100'

Revision Schedule

No.	Description	Date
	Pricing Set	08/12/2019
	SED Submission: Revision 1	10/15/19
	Issue For Bid	02/07/2020
3	ISSUED FOR BID	01/19/2021

Geddis Architects
Architecture. Planning. Interiors
71 Old Post Road
P.O. Box 1020
Southport, CT 06890
(203) 256-8700

Fielding International
Transforming Education by Design
259 Water Street Suite 1L
Warren , RI 02885 USA
+1 401-289-2789

BARILE GALLAGHER & ASSOCIATES
CONSULTING ENGINEERS
39 MARBLE AVENUE PLEASANTVILLE, NY 10570
914.328.6060 General@BGA-Eng.com www.BGA-Eng.com

Construction Manager
SAVIN ENGINEERS, P.C.
3 Campus Drive
Pleasantville, NY 10570
914-769-3200

Structural Engineer
ODEH ENGINEERS
1223 Mineral Spring Ave
North Providence, RI 02904
401-724-1771

Civil Engineer
WESTON & SAMPSON
1 Winners Circle, Suite 130
Albany, NY 12205
518-463-4400

Roof Consultant
WATSKY ASSOCIATES INC.
20 Madison Ave
Valhalla, NY 10595
914-948-3450

Acoustic Consultant
DP DESIGN
12 Cold Spring Street
Providence, RI
401-861-3218

AV Consultant
CAVANAUGH TOCCI
327 F Boston Post Road
Sudbury, MA 01776-3027
978-443-7871

SED #: 6618-0001-0005-032

PROJECT
Rye City School District
555 Theodore Fremd Ave, Rye, NY 10580

Rye High School & Middle School
1 Parsons Street, Rye, New York 10580

ENLARGED TOILET PLANS, ELEVATIONS & FINISHES

PROJECT 1

SEAL & SIGNATURE

DATE: 01/19/21
PROJECT No: 9200
DRAWING BY: Author
CHK BY: Checker
DWG No: A2-535

PROJECT 1

DOOR SCHEDULE MS ENTRANCE- PHASE 2

DOOR NUMBER	FROM ROOM	TO ROOM	DOOR TYPE	PANEL MATERIAL	HEIGHT	WIDTH	FRAME TYPE	SADDLE	FRAME MATERIAL	FIRE RATING	HARDWARE GROUP	NOTES
001	SECURE VESTIBULE	EXTERIOR	D-13	ALUM. AND GLASS	7' - 0"	(2) 3'-0"	CURTAIN WALL	TYPE C	ALUM.		10A	1" THICK SHOOTER ATTACK GLASS
001A	SECURE VESTIBULE	EXTERIOR	D-2	ALUM. AND GLASS	7' - 0"	3' - 0"	CURTAIN WALL	TYPE C	ALUM.		11A	1" THICK SHOOTER ATTACK GLASS
001B	SECURE VESTIBULE	EXTERIOR	D-2	ALUM. AND GLASS	7' - 0"	3' - 0"	CURTAIN WALL	TYPE C	ALUM.		11A	1" THICK SHOOTER ATTACH GLASS
001C	SECURE VESTIBULE	EXTERIOR	D-2	ALUM. AND GLASS	7' - 0"	3' - 0"	CURTAIN WALL	TYPE C	ALUM.		12	1" THICK SHOOTER ATTACK GLASS
002	LOBBY	SECURE VESTIBULE	D-13	ALUM. AND GLASS	7' - 0"	(2) 3'-0"	F-1	TYPE B	ALUM.	45	10A	5/8" THICK SHOOTER ATTACK GLASS (45 MIN.)
002A	LOBBY	SECURE VESTIBULE	D-2	ALUM. AND GLASS	7' - 0"	3' - 0"	F-1	TYPE B	ALUM.	45	11A	5/8" THICK SHOOTER ATTACK GLASS (45 MIN.)
002B	LOBBY	SECURE VESTIBULE	D-2	ALUM. AND GLASS	7' - 0"	3' - 0"	F-1	TYPE B	ALUM.	45	12	5/8" THICK SHOOTER ATTACK GLASS (45 MIN.)
003	LOBBY	SECURITY OFFICE	D-3	WOOD AND GLASS	7' - 0"	3' - 0"	F-9	TYPE B	H.M.	45	9	5/8" THICK SHOOTER ATTACK GLASS (45 MIN.)
E1-28	EXTERIOR	KITCHEN	D-4	ALUM. AND GLASS	7' - 0"	6' - 0"	F-1	TYPE C	ALUM.		10	1" THICK SHOOTER ATTACK GLASS
125C	STORAGE	ELECTRICAL CLOSET	D-5	WOOD	7' - 0"	3' - 0"	F-2		H.M.	45	3B	
181	CORRIDOR	TOILET	D-5	WOOD	7' - 0"	3' - 0"	F-2	TYPE B	H.M.	45	3A	
182	CORRIDOR	TOILET	D-5	WOOD	7' - 0"	3' - 0"	F-2	TYPE B	H.M.	45	3A	
183	CORRIDOR	TOILET	D-5	WOOD	7' - 0"	3' - 0"	F-2	TYPE B	H.M.	45	3A	
191A	CLASSROOM	STORAGE	D-5	WOOD	7' - 0"	3' - 0"	F-2		H.M.		9	
191B	CORRIDOR	ELEVATOR			7' - 0"	6' - 0"	F-7		H.M.			NEW FRAMED OPENING
214B	CORRIDOR	TOILET	D-5	WOOD	7' - 0"	3' - 0"	F-2	TYPE B	H.M.	45	3A	
214C	CORRIDOR	MECHANICAL ROOM	D-5	WOOD	7' - 0"	3' - 0"	F-2		H.M.	90	9	
221A	CORRIDOR	ELECTRICAL CLOSET	D-5	WOOD	7' - 0"	3' - 0"	F-2		H.M.	45	9	
238A	CLASSROOM	ELECTRICAL CLOSET	D-5	WOOD	7' - 0"	3' - 0"	F-2		H.M.	45	9	
242	WRESTLING ROOM	STAIR			7' - 0"						5	EXISTING DOOR TO REMAIN; EXISTING DOOR TO RECIEVE NEW HARDWARE
250A	CORRIDOR	ELEVATOR			7' - 0"	6' - 0"	F-7		H.M.			NEW FRAMED OPENING
300	CORRIDOR	ELEVATOR LOBBY	D-12	WOOD AND GLASS	7' - 0"	3' - 0"	F-2		H.M.	90	8	PROVIDE EXTENDED FRAME FOR 20" EXISTING MASONARY WALL
314	CORRIDOR	STAIR LOBBY	D-12	WOOD AND GLASS	7' - 0"	3' - 0"	F-2		H.M.	45	5	
306	CORRIDOR	STORAGE	D-5	WOOD	7' - 0"	3' - 0"	F-2		H.M.	90	9	
ST1-1	STAIR	EXTERIOR	D-4	ALUM. AND GLASS	7' - 0"	6' - 0"	F-7	TYPE C	ALUM.		10	
ST1-3	STAIR	ROOF	D-5A	ALUM.	6' - 6"	3' - 0"	F-2A		ALUM.		11B	
ST7-02	CORRIDOR	STAIR	D-12	WOOD AND GLASS	7' - 0"	3' - 0"	F-2		H.M.	90	5	

PROJECT 2

DOOR SCHEDULE - MS iLAB - PHASE 2

DOOR NUMBER	FROM ROOM	TO ROOM	DOOR TYPE	PANEL MATERIAL	HEIGHT	WIDTH	FRAME TYPE	FRAME MATERIAL	FIRE RATING	HARDWARE GROUP	NOTE
149	LEARNING COMMONS	HALLWAY	D-6	WOOD AND GLASS	7' - 0"	3' - 0"	F-3	H.M.	45	8	
149A	SEMINAR ROOM	LEARNING COMMONS	D-6	WOOD AND GLASS	7' - 0"	3' - 0"	F-3	H.M.		8	
149B	LEARNING COMMONS	LEARNING STUDIO	D-1	ALUM. AND GLASS	7' - 0"	6' - 0"	F-11	ALUM.	45	4A	
149C	LEARNING COMMONS	SGR	D-6	WOOD AND GLASS	7' - 0"	3' - 0"	F-3	H.M.		9	
149D	LEARNING COMMONS	SGR	D-6	WOOD AND GLASS	7' - 0"	3' - 0"	F-3	H.M.		9	

PROJECT 3

DOOR SCHEDULE - THIRD FLOOR LEARNING COMMUNITY - PHASE 2

DOOR NUMBER	FROM ROOM	TO ROOM	DOOR TYPE	PANEL MATERIAL	HEIGHT	WIDTH	FRAME TYPE	FRAME MATERIAL	FIRE RATING	HARDWARE GROUP	NOTE
310	LEARNING STUDIO	LEARNING COMMONS	D-6	WOOD AND GLASS	7' - 0"	3' - 0"	F-4	H.M.		8	
310A	LEARNING STUDIO	LEARNING STUDIO	D-9	ALUM. AND GLASS	7' - 0"	9' - 0"	F-5	ALUM.		BY DOOR MFG.	
312	LEARNING STUDIO	LEARNING COMMONS	D-6	WOOD AND GLASS	7' - 0"	3' - 0"	F-4	H.M.		8	
314	CORRIDOR	STAIR LOBBY	D-12	WOOD AND GLASS	7' - 0"	3' - 0"	F-2	H.M.	45	5	
314A	LEARNING COMMONS	LEARNING COMMONS	D-8	WOOD AND GLASS	7' - 0"	6' - 0"	F-8	H.M.	45	2	
315	LEARNING COMMONS	SGR	D-6	WOOD AND GLASS	7' - 0"	3' - 0"	F-10	H.M.		9	

PROJECT 1

DOOR SCHEDULE - HS ENTRANCE - PHASE 2

DOOR NUMBER	FROM ROOM	TO ROOM	DOOR TYPE	PANEL MATERIAL	HEIGHT	WIDTH	FRAME TYPE	FRAME MATERIAL	FIRE RATING	HARDWARE GROUP	NOTES
102	HS ENTRANCE LOBBY	CONFERENCE ROOM	D-6	WOOD AND GLASS	7' - 0"	3' - 0"	F-2	HM	45	9	
104A	VESTIBULE	EXTERIOR	D-10	ALUM. AND GLASS	9' - 5 1/4"	8' - 0"	F-6	ALUM		10B	1" THICK SHOOTER ATTACK GLASS
104B	HS ENTRANCE LOBBY	VESTIBULE	D-15	GLASS AND WOOD-CLAD METAL	7' - 0"	3' - 0"	F-13	HM	45	10B	LEVEL 5 OR 7 BALLISTIC DOORS
104C	HS ENTRANCE LOBBY	VESTIBULE	D-14	GLASS AND WOOD-CLAD METAL	7' - 0"	5' - 7"	EXISTING	EXISTING	45	10B	LEVEL 5 OR 7 BALLISTIC DOORS
104D	HS ENTRANCE LOBBY	VESTIBULE	D-14	GLASS AND WOOD-CLAD METAL	7' - 0"	5' - 7"	EXISTING	EXISTING	45	10B	LEVEL 5 OR 7 BALLISTIC DOORS

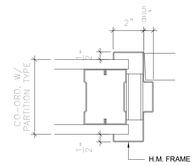

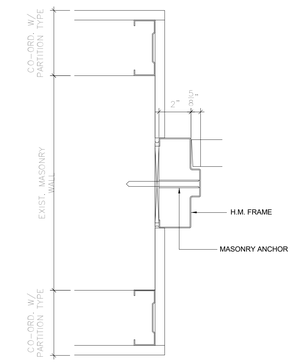

AT EXIST. MASONRY WALL

JAMB DETAILS

SCALE: 3"=1'-0"

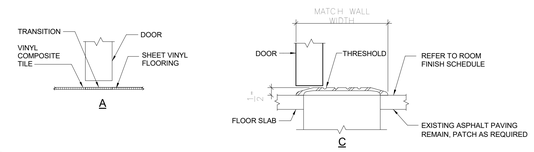

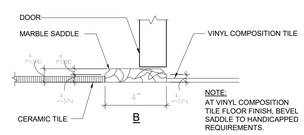

NOTE:
AT VINYL COMPOSITION TILE FLOOR FINISH, BEVEL SADDLE TO HANDICAPPED REQUIREMENTS.

SADDLE DETAILS

SCALE: 3"=1'-0"

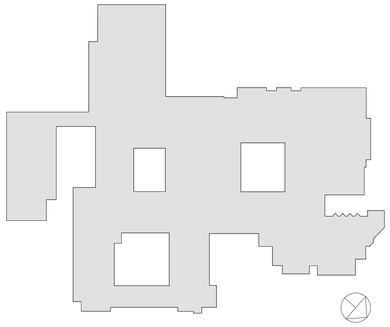

RYE HIGH SCHOOL & MIDDLE SCHOOL KEY PLAN

1" = 100'

Revision Schedule

No.	Description	Date
1	SED SUBMISSION	09/15/2020
3	ISSUED FOR BID	01/19/2021

Geddis Architects

Architecture. Planning. Interiors

71 Old Post Road
P.O. Box 1020
Southport, CT 06890
(203) 256-8700

Fielding International

Transforming Education by Design

259 Water Street Suite 1L
Warren , RI 02885 USA
+1 401-289-2789

BARILE GALLAGHER & ASSOCIATES

CONSULTING ENGINEERS

39 MARBLE AVENUE PLEASANTVILLE, NY 10570
914.328.6060 General@BGA-Eng.com www.BGA-Eng.com

Construction Manager
SAVIN ENGINEERS, P.C.
3 Campus Drive
Pleasantville, NY 10570
914-769-3200

Structural Engineer
ODEH ENGINEERS
1223 Mineral Spring Ave
North Providence, RI 02904
401-724-1771

Civil Engineer
WESTON & SAMPSON
1 Winners Circle, Suite 130
Albany, NY 12205
518-463-4400

Roof Consultant
WATSKY ASSOCIATES INC.
20 Madison Ave
Valhalla, NY 10595
914-948-3450

Acoustic Consultant
DP DESIGN
12 Cold Spring Street
Providence, RI
401-861-3218

AV Consultant
CAVANAUGH TOCCI
327 F Boston Post Road
Sudbury, MA 01776-3027
978-443-7871

SED #: 6618-0001-0005-032

PROJECT

Rye City School District

555 Theodore Fremd Ave, Rye, NY 10580

Rye High School & Middle School

1 Parsons Street, Rye, New York 10580

DOOR SCHEDULE

PROJECTS 1, 2, 3 & 4

SEAL & SIGNATURE

DATE: 01/19/21
PROJECT No: 9200
DRAWING BY: Author
CHK BY: Checker
DWG No:
A2-601

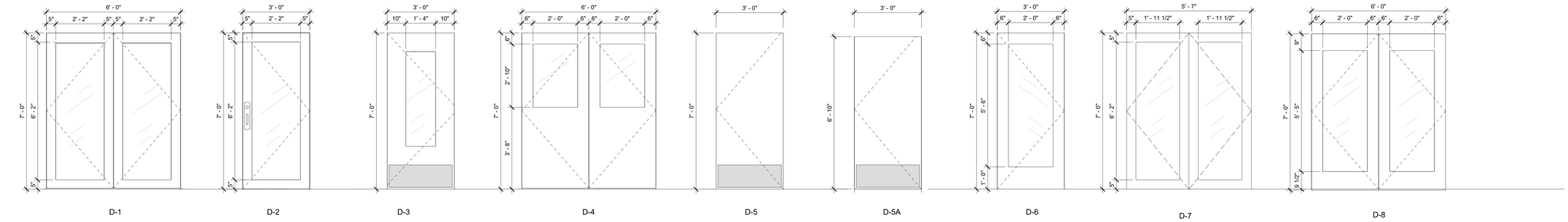

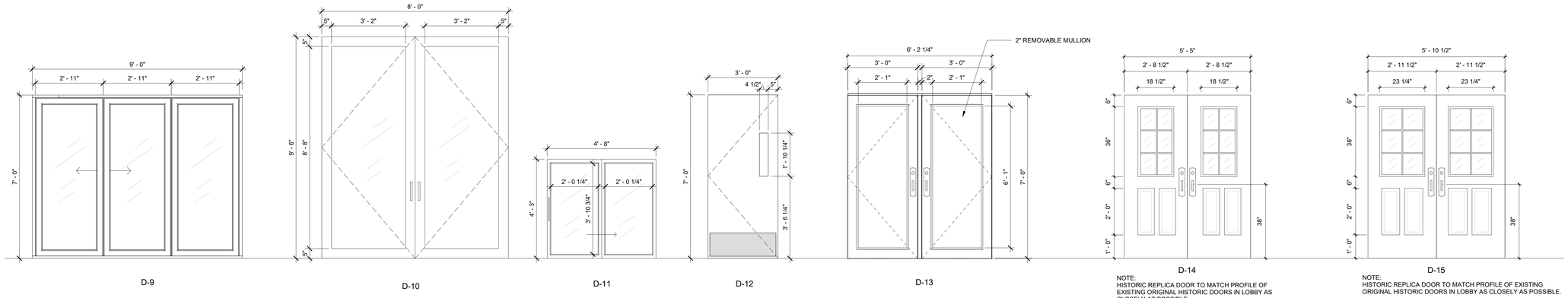

NOTE:
HISTORIC REPLICA DOOR TO MATCH PROFILE OF EXISTING ORIGINAL HISTORIC DOORS IN LOBBY AS CLOSELY AS POSSIBLE.

NOTE:
HISTORIC REPLICA DOOR TO MATCH PROFILE OF EXISTING ORIGINAL HISTORIC DOORS IN LOBBY AS CLOSELY AS POSSIBLE.

DOOR TYPES PHASE 2

SCALE: 1/2" = 1'-0"

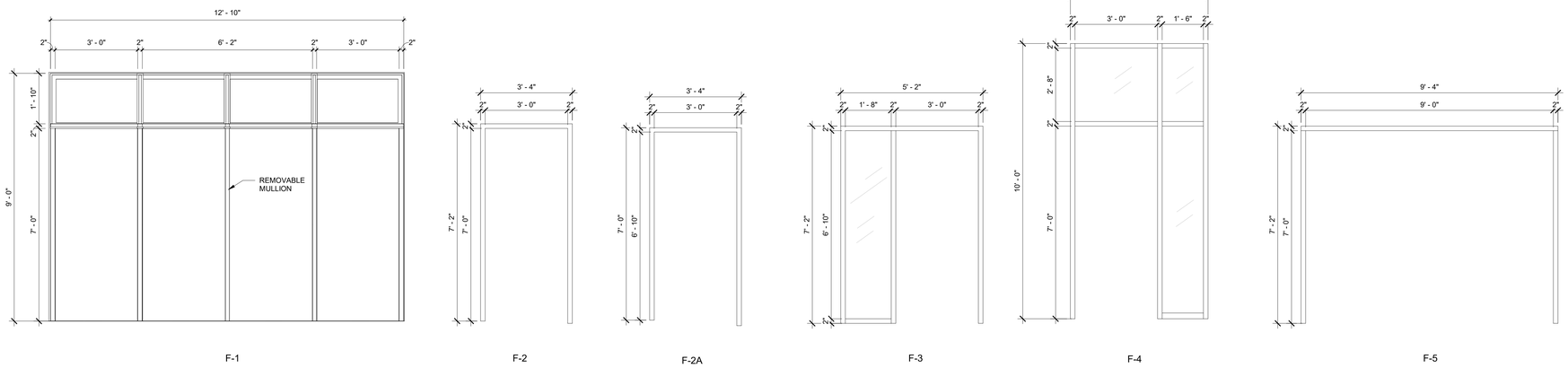

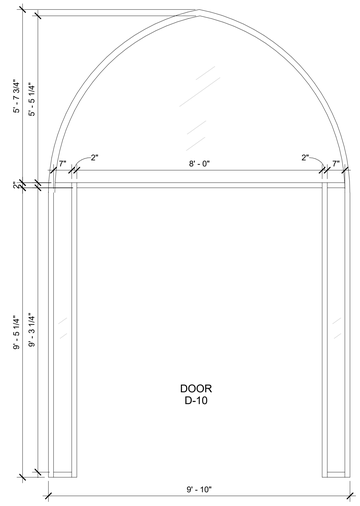

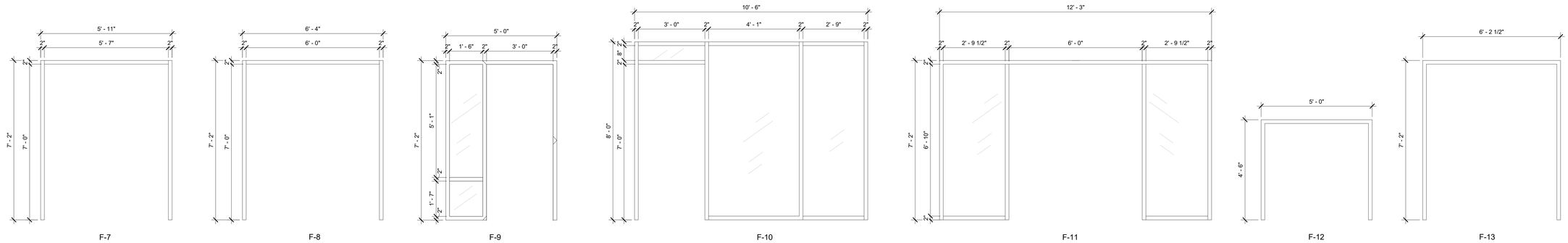

DOOR FRAME TYPES PHASE 2

SCALE: 1/2" = 1'-0"

Revision Schedule		
No.	Description	Date
1	SED SUBMISSION	09/15/2020
3	ISSUED FOR BID	01/19/2021

Geddis Architects

Architecture. Planning. Interiors

71 Old Post Road
P.O. Box 1020
Southport, CT 06890
(203) 256-8700

Fielding International

Transforming Education by Design

259 Water Street Suite 1L
Warren , RI 02885 USA
+1 401-289-2789

BARILE GALLAGHER & ASSOCIATES

CONSULTING ENGINEERS

39 MARBLE AVENUE PLEASANTVILLE, NY 10570
914.328.6060 General@BGA-Eng.com www.BGA-Eng.com

Construction Manager
SAVIN ENGINEERS, P.C.
3 Campus Drive
Pleasantville, NY 10570
914-769-3200

Structural Engineer
ODEH ENGINEERS
1223 Mineral Spring Ave
North Providence, RI 02904
401-724-1771

Civil Engineer
WESTON & SAMPSON
1 Winners Circle, Suite 130
Albany, NY 12205
518-463-4400

Roof Consultant
WATSKY ASSOCIATES INC.
20 Madison Ave
Valhalla, NY 10595
914-948-3450

Acoustic Consultant
DP DESIGN
12 Cold Spring Street
Providence, RI
401-861-3218

AV Consultant
CAVANAUGH TOCCI
327 F Boston Post Road
Sudbury, MA 01776-3027
978-443-7871

SED #: 6618-0001-0005-032

PROJECT

Rye City School District

555 Theodore Fremd Ave, Rye, NY 10580

Rye High School & Middle School

1 Parsons Street, Rye, New York 10580

DOOR TYPES

PROJECTS 1, 2, 3 & 4

SEAL & SIGNATURE

DATE: 01/19/21
PROJECT No: 9200
DRAWING BY: Author
CHK BY: Checker
DWG No:
A2-602

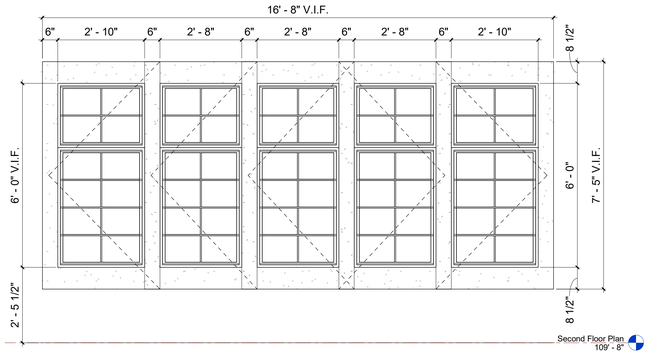

1 WINDOW TYPE B
SCALE: 1/2" = 1'-0"

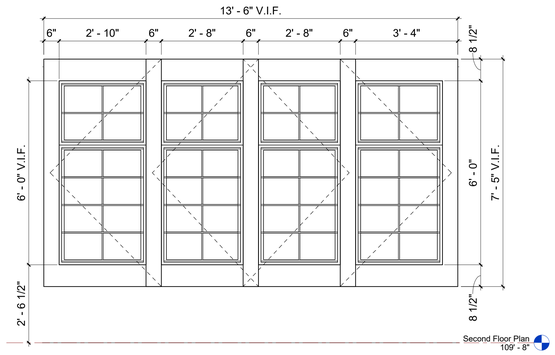

2 WINDOW TYPE C
SCALE: 1/2" = 1'-0"

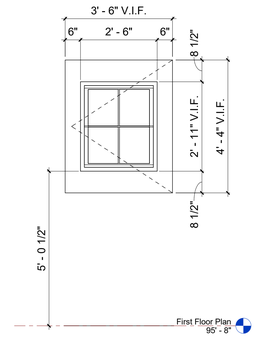

3 WINDOW TYPE D
SCALE: 1/2" = 1'-0"

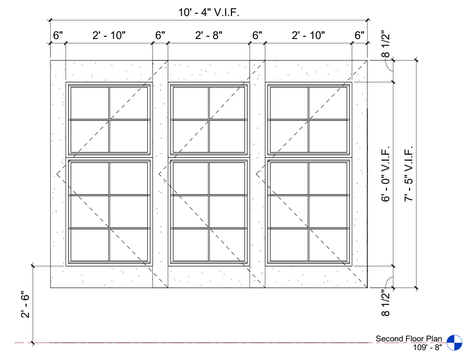

4 WINDOW TYPE E
SCALE: 1/2" = 1'-0"

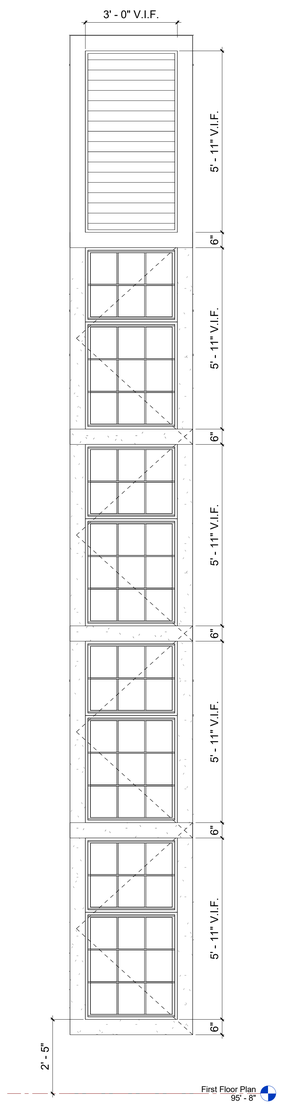

5 WINDOW TYPE F
SCALE: 1/2" = 1'-0"

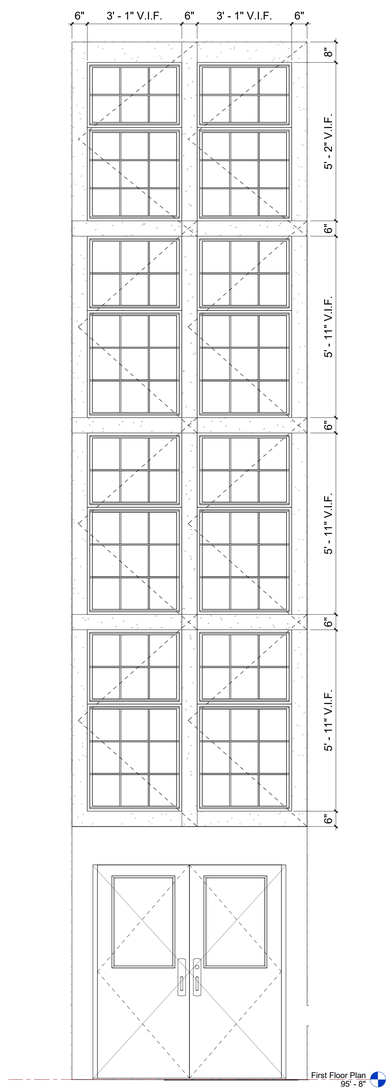

6 WINDOW TYPE G
SCALE: 1/2" = 1'-0"

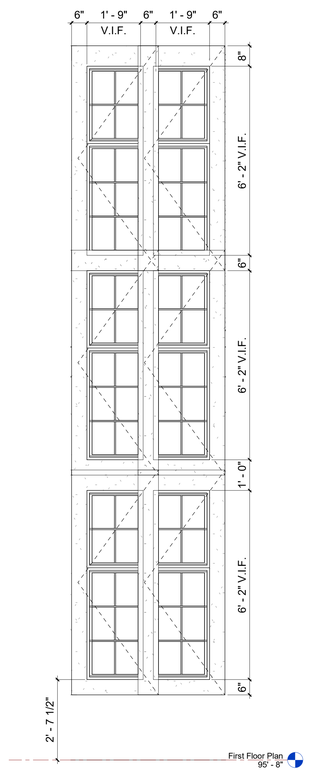

7 WINDOW TYPE H
SCALE: 1/2" = 1'-0"

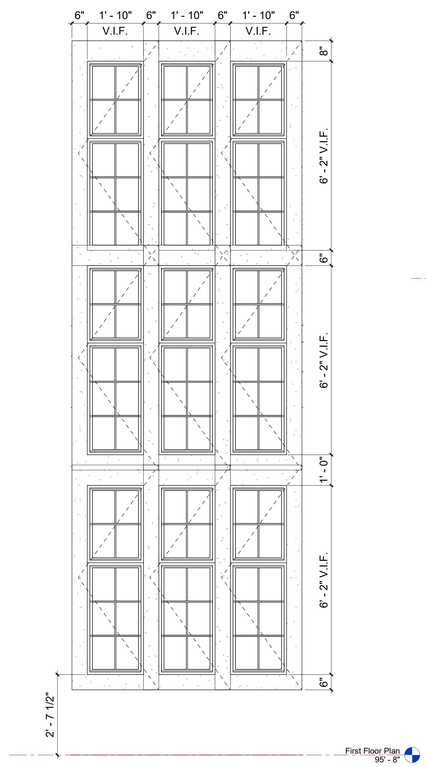

8 WINDOW TYPE J
SCALE: 1/2" = 1'-0"

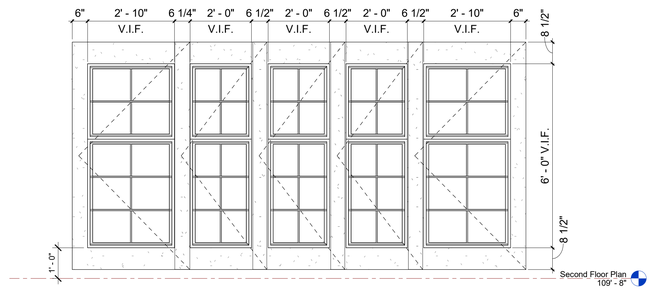

9 WINDOW TYPE K
SCALE: 1/2" = 1'-0"

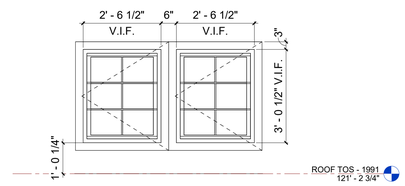

10 WINDOW TYPE L
SCALE: 1/2" = 1'-0"

NOTES

1. VERIFY ALL WINDOW DIMENSIONS IN FIELD

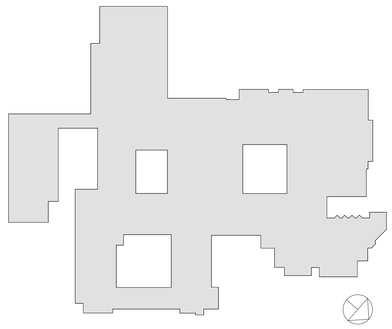

RYE HIGH SCHOOL & MIDDLE SCHOOL KEY PLAN
1" = 100'

Revision Schedule

No.	Description	Date
1	SED SUBMISSION	09/15/2020
3	ISSUED FOR BID	01/19/2021

Geddis Architects
Architecture. Planning. Interiors
71 Old Post Road
P.O. Box 1020
Southport, CT 06890
(203) 256-8700

Fielding International
Transforming Education by Design
259 Water Street Suite 1L
Warren , RI 02885 USA
+1 401-289-2789

BARILE GALLAGHER & ASSOCIATES
CONSULTING ENGINEERS
39 MARBLE AVENUE PLEASANTVILLE, NY 10570
914.328.6060 General@BGA-Eng.com www.BGA-Eng.com

Construction Manager
SAVIN ENGINEERS, P.C.
3 Campus Drive
Pleasantville, NY 10570
914-769-3200

Structural Engineer
ODEH ENGINEERS
1223 Mineral Spring Ave
North Providence, RI 02904
401-724-1771

Civil Engineer
WESTON & SAMPSON
1 Winners Circle, Suite 130
Albany, NY 12205
518-463-4400

Roof Consultant
WATSKY ASSOCIATES INC.
20 Madison Ave
Valhalla, NY 10595
914-948-3450

Acoustic Consultant
DP DESIGN
12 Cold Spring Street
Providence, RI
401-861-3218

AV Consultant
CAVANAUGH TOCCI
327 F Boston Post Road
Sudbury, MA 01776-3027
978-443-7871

SED #: 6618-0001-0005-032

PROJECT
Rye City School District
555 Theodore Fremd Ave, Rye, NY 10580

Rye High School & Middle School
1 Parsons Street, Rye, New York 10580

WINDOW TYPES

PROJECT 4

SEAL & SIGNATURE

DATE: 01/19/21
PROJECT No: 9200
DRAWING BY: Author
CHK BY: Checker
DWG No: A2-603

PROJECT 1	INTERIOR GLAZING HIGH SCHOOL ENTRANCE- PHASE 2							
TYPE	MANUFACTURER	MODEL	HEIGHT	WIDTH	FRAME FINISH	GLASS TYPE	FIRE RATING	COMMENTS
dd-2	AMORTEX	WI-FW-HM-RS	5' - 0"	3' - 8"	Wood	1" SHOOTER ATTACK GLASS		
dd-3	AMORTEX	WI-FW-HM-RS	3' - 6"	3' - 2"	HM	1" SHOOTER ATTACK GLASS		
ee-2	AMORTEX	WI-TW-HM-NV	4' - 0"	6' - 0"	HM	BALLISTIC LEVEL 5 OR 7 GLASS		
ff-2	CORNELL COOKSON	ERC11 MOTOR OP	7' - 3"	6' - 0"	Stainless Steel	FIRE SHUTTER	45 min	CONNECTED TO FIRE ALARM SYSTEM
ff-3	AMORTEX	WI-FW-HM-RS	3' - 6"	3' - 2"	HM	1" SHOOTER ATTACK GLASS		

PROJECT 1	INTERIOR GLAZING MIDDLE SCHOOL ENTRANCE- PHASE 2							
TYPE	MANUFACTURER	Model	WIDTH	HEIGHT	FRAME	GLASS TYPE	FIRE RATING	COMMENTS
dd-1	PIONEER	AS SPECIFIED	2' - 6"	6' - 3 1/2"	HM	BALLISTIC LEVEL 5 OR 7 GLASS	45 min	
ee-1	AMORTEX	WI-TW-HM-NV	5' - 0"	4'- 6"	HM	BALLISTIC LEVEL 5 OR 7 GLASS		
ff-1	CORNELL COOKSON	ERC11 MOTOR OP	5' - 11"	7' - 6"	HM	FIRE SHUTTER	45 min	CONNECTED TO FIRE ALARM SYSTEM

PROJECT 2	INTERIOR GLAZING SCHEDULE MS iLAB - PHASE 2						
TYPE	QUANTITY	WIDTH	HEIGHT	FRAME	GLASS TYPE	FIRE RATING	COMMENTS
bb-3	2	3' - 0"	7' - 2 1/2"	ALUM.	40 STC RATING OR HIGHER	45 min	

PROJECT 3	INTERIOR GLAZING SCHEDULE THIRD FLOOR - PHASE 2						
TYPE	QUANTITY	WIDTH	HEIGHT	FRAME	GLASS TYPE	FIRE RATING	COMMENTS
bb-1	1	8' - 0"	8' - 0"	ALUM.	40 STC RATING OR HIGHER		
bb-2	2	3' - 0"	10' - 0"	ALUM.	40 STC RATING OR HIGHER		

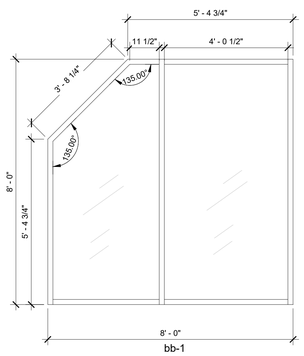

bb-1

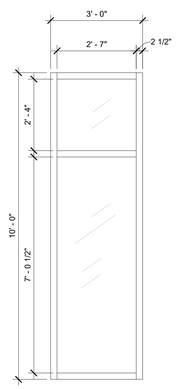

bb-2

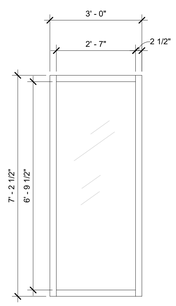

bb-3

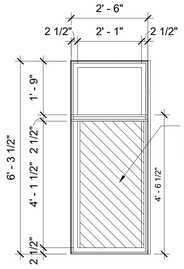

dd-1

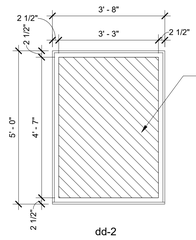

dd-2

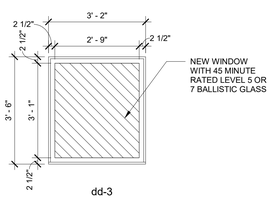

dd-3

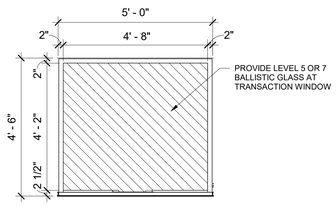

ee-1

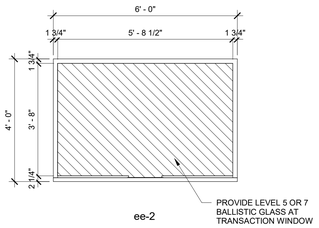

ee-2

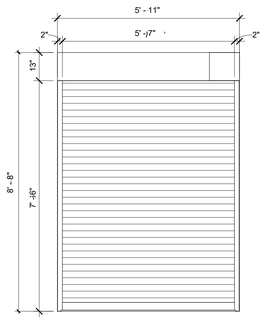

ff-1

45 Minute Rated Motorized Rolling Counter Shutter

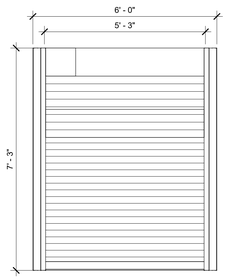

ff-2

45 Minute Rated Motorized Rolling Counter Shutter; between jamb mount

GLAZING LEGEND

- WINDOWS WITH 1" THICK SHOOTER ATTACK GLASS
- WINDOWS WITH 5/8" THICK SHOOTER ATTACK GLASS (45 MIN.)
- BULLET RESISTANT GLASS LEVEL 5 OR 7

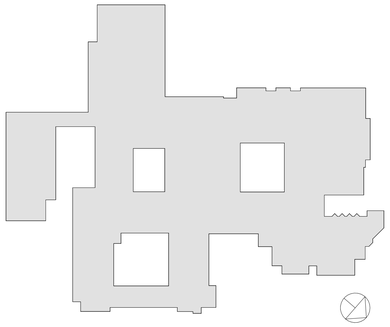

RYE HIGH SCHOOL & MIDDLE SCHOOL KEY PLAN

1" = 100'

Revision Schedule

No.	Description	Date
1	SED SUBMISSION	09/15/2020
3	ISSUED FOR BID	01/19/2021

Geddis Architects

Architecture. Planning. Interiors

71 Old Post Road
P.O. Box 1020
Southport, CT 06890
(203) 256-8700

Fielding International

Transforming Education by Design

259 Water Street Suite 1L
Warren , RI 02885 USA
+1 401-289-2789

BARILE GALLAGHER & ASSOCIATES

CONSULTING ENGINEERS

39 MARBLE AVENUE PLEASANTVILLE, NY 10570
914.328.6060 General@BGA-Eng.com www.BGA-Eng.com

Construction Manager
SAVIN ENGINEERS, P.C.
3 Campus Drive
Pleasantville, NY 10570
914-769-3200

Structural Engineer
ODEH ENGINEERS
1223 Mineral Spring Ave
North Providence, RI 02904
401-724-1771

Civil Engineer
WESTON & SAMPSON
1 Winners Circle, Suite 130
Albany, NY 12205
518-463-4400

Roof Consultant
WATSKY ASSOCIATES INC.
20 Madison Ave
Valhalla, NY 10595
914-948-3450

Acoustic Consultant
DP DESIGN
12 Cold Spring Street
Providence, RI
401-861-3218

AV Consultant
CAVANAUGH TOCCI
327 F Boston Post Road
Sudbury, MA 01776-3027
978-443-7871

SED #: 6618-0001-0005-032

PROJECT

Rye City School District

555 Theodore Fremd Ave, Rye, NY 10580

Rye High School & Middle School

1 Parsons Street, Rye, New York 10580

INTERIOR GLAZING SCHEDULE

PROJECT 1, 2, & 3

SEAL & SIGNATURE

DATE: 01/19/21
PROJECT No: 9200
DRAWING BY: Author
CHK BY: Checker
DWG No:
A2-605

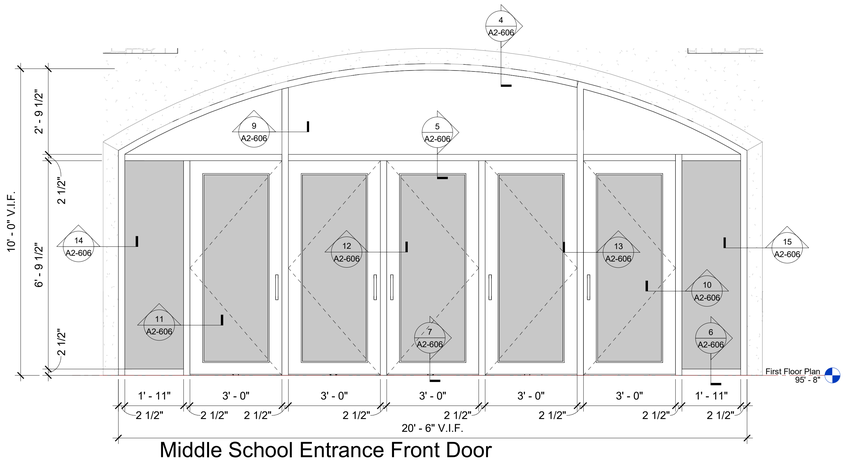

1 Middle School Entrance Front Door Elevation
SCALE: 1/2" = 1'-0"

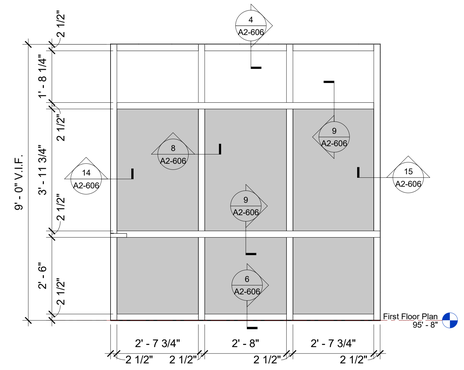

2 Security Vestibule Curtain Wall Elevation
SCALE: 1/2" = 1'-0"

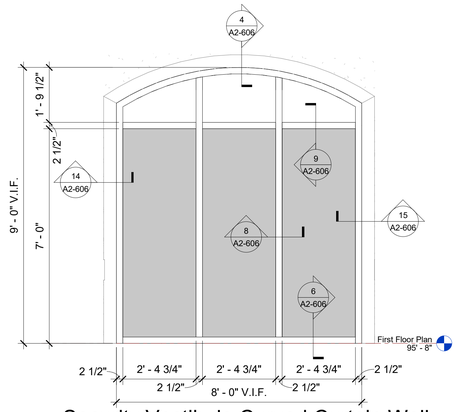

3 Security Vestibule Curved Curtain Wall Elevation
SCALE: 1/2" = 1'-0"

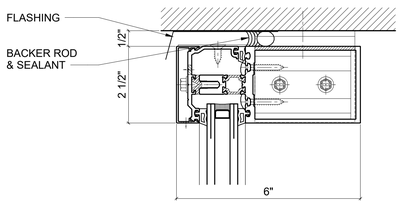

4 Curtain Wall Head Detail
SCALE: 6" = 1'-0"

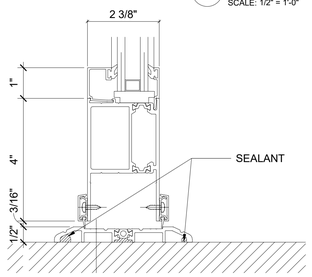

7 Door Bottom Rail Detail
SCALE: 6" = 1'-0"

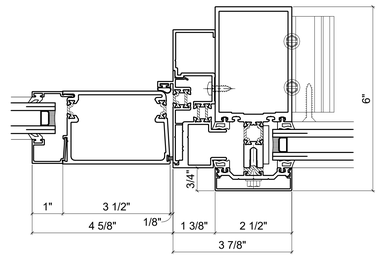

10 Right Door Jamb with Sidelite
SCALE: 6" = 1'-0"

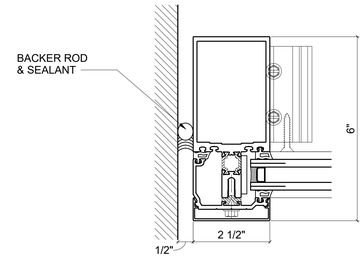

14 Transom Left Jamb Detail
SCALE: 6" = 1'-0"

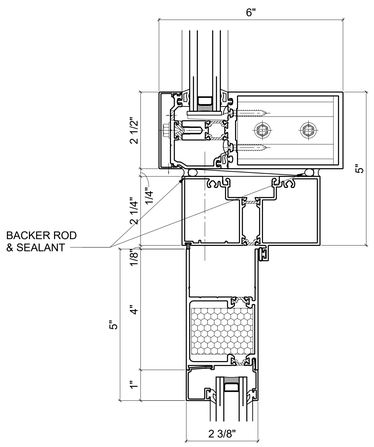

5 Door Head with Transom Sill Detail
SCALE: 6" = 1'-0"

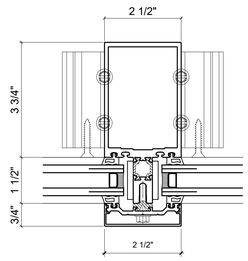

8 Vertical Mullion Detail
SCALE: 6" = 1'-0"

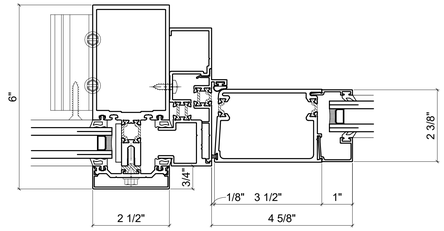

11 Left Door Jamb with Sidelite
SCALE: 6" = 1'-0"

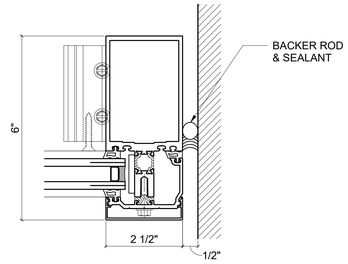

15 Transom Right Jamb Detail
SCALE: 6" = 1'-0"

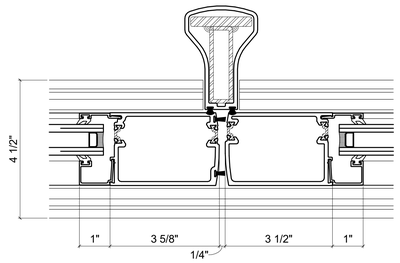

12 Removable Mullion Detail
SCALE: 6" = 1'-0"

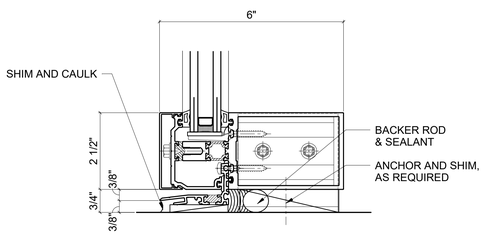

6 Curtain Wall Sill Detail
SCALE: 6" = 1'-0"

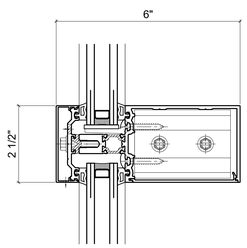

9 Horizonal Mullion Detail
SCALE: 6" = 1'-0"

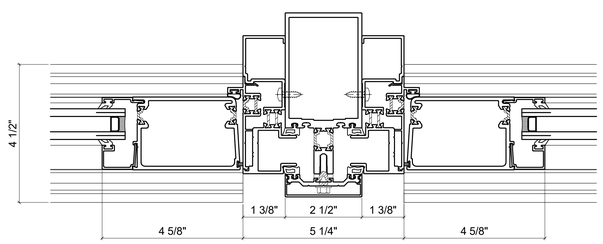

13 Meeting Stile Detail
SCALE: 6" = 1'-0"

GLAZING LEGEND

- WINDOWS WITH 1" THICK SHOOTER ATTACK GLASS
- WINDOWS WITH 5/8" THICK SHOOTER ATTACK GLASS (45 MIN.)
- BULLET RESISTANT GLASS LEVEL 5 OR 7

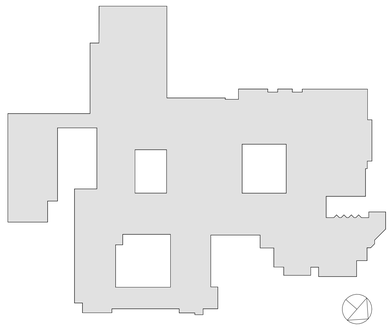

RYE HIGH SCHOOL & MIDDLE SCHOOL KEY PLAN
1" = 100'

Revision Schedule

No.	Description	Date
1	SED SUBMISSION	09/15/2020
3	ISSUED FOR BID	01/19/2021

Geddis Architects
Architecture. Planning. Interiors
71 Old Post Road
P.O. Box 1020
Southport, CT 06890
(203) 256-8700

Fielding International
Transforming Education by Design
259 Water Street Suite 1L
Warren , RI 02885 USA
+1 401-289-2789

BARILE GALLAGHER & ASSOCIATES
CONSULTING ENGINEERS
39 MARBLE AVENUE PLEASANTVILLE, NY 10570
914.328.6060 General@BGA-Eng.com www.BGA-Eng.com

Construction Manager
SAVIN ENGINEERS, P.C.
3 Campus Drive
Pleasantville, NY 10570
914-769-3200

Structural Engineer
ODEH ENGINEERS
1223 Mineral Spring Ave
North Providence, RI 02904
401-724-1771

Civil Engineer
WESTON & SAMPSON
1 Winners Circle, Suite 130
Albany, NY 12205
518-463-4400

Roof Consultant
WATSKY ASSOCIATES INC.
20 Madison Ave
Valhalla, NY 10595
914-948-3450

Acoustic Consultant
DP DESIGN
12 Cold Spring Street
Providence, RI
401-861-3218

AV Consultant
CAVANAUGH TOCCI
327 F Boston Post Road
Sudbury, MA 01776-3027
978-443-7871

SED #: 6618-0001-0005-032

PROJECT
Rye City School District
555 Theodore Fremd Ave, Rye, NY 10580

Rye High School & Middle School
1 Parsons Street, Rye, New York 10580

CURTAIN WALL AND ENTRANCE DOOR DETAILS

PROJECT 1

SEAL & SIGNATURE

DATE: 01/19/21
PROJECT No: 9200
DRAWING BY: Author
CHK BY: Checker
DWG No:
A2-606

FINISH LEGEND

FLOORS

FLOOR TILE

FT - 1 — PRODUCT: FLORIM BASALTINE PORCELAIN TILE
DIMENSIONS: 12" X 12" TILE BY FLORIM
COLOR: LIGHT GREY 1096207 WITH GRIP FINISH

FT - 2 — PRODUCT: FLORIM BASALTINE PORCELAIN TILE
DIMENSIONS: 12" X 12" TILE BY FLORIM
COLOR: NUT 1096206 WITH GRIP FINISH

FT - 3 — PRODUCT: AKDO GAJA PORCELAIN TILE
DIMENSIONS: 12" X 24"
COLOR: GRAY (TEXTURED) PO2412-1224T0

LUXURY VINYL TILE - PLANK FLOORING

LVT - 1 — PRODUCT: SHAW SOLITUDE LUXURY VINYL TILE
DIMENSIONS: 6" x 48"
COLOR: 48516 FAWN SHAW 4100 ADHESIVE

LVT - 2 — PRODUCT: SHAW CONTRACT COMPOUND
STYLE: INSPIRE 5.0mm 4120V
DIMENSIONS: 24" X 24"
COLOR: NUANCE 84515
INSTALL PATTERN: ASHLAR

LVT - 3 — PRODUCT: SHAW CONTRACT SOLITUDE LVT
DIMENSIONS: 6" x 48"
COLOR: NATURAL

LVT - 4 — PRODUCT: SHAW CONTRACT COVE LVT 0927V
DIMENSIONS: 9" x 48"
COLOR: WASH

LVT - 5 — PRODUCT: SHAW CONTRACT COVE LVT 0927V
DIMENSIONS: 9" x 48"
COLOR: JADE

LVT - 6 — PRODUCT: SHAW CONTRACT COVE LVT 0927V
DIMENSIONS: 9" x 48"
COLOR: SAPPHIRE

WG - 1 — PRODUCT: METROSTEEL GRAATE BY MATS INC.
COLOR: STEEL
NOTE: CUSTOM SIZE. VERIFY IN THE FIELD.

WALL BASE

WB-1 — PRODUCT: ROPPE PINNACLE RUBBER BASE
DIMESIONS: 6" HIGH STANDARD NOSE
COLOR: DOLPHIN 129

WB-2 — PRODUCT: TARKETT BASEWORKS 6" RUBBER BASE (TYPE TS)
COLOR: STORM CLOUD 71

WB-3 — PRODUCT: TARKETT BASEWORKS 6" RUBBER BASE (TYPE TS)
COLOR: HARBOUR 72

WB-4 — PRODUCT: TARKETT BASEWORKS 6" RUBBER BASE (TYPE TS)
COLOR: BLUE INTENSITY TB1

WB-5 — PRODUCT: TARKETT BASEWORKS 6" RUBBER BASE (TYPE TS)
COLOR: PEPPERCORN TB1

SURFACES

SOLID SURFACE COUNTERTOP

SS - 1 — PRODUCT: WILSONSART SOLID SURFACE
COLOR: ARCTIC MELANGE #9070ML

SS - 2 — PRODUCT: CORIAN SOLID SURFACE
COLOR: SILVER BIRCH

PLASTIC LAMINATE

PL - 1 — PRODUCT: WILSONART PLASTIC LAMINATE
COLOR: DAINTREE #8235K-05

PL - 2 — PRODUCT: WILSONART PREMIUM LAMINATE
COLOR: BLOND ECHO 7939K-18 LINEARITY FINISH

PL - 3 — PRODUCT: WILSONART PREMIUM LAMINATE
COLOR: WATERSPOUT Y0476-60 MATTE

PL - 4 — PRODUCT: WILSONART PREMIUM LAMINATE
COLOR: SEA BERRY Y0356-60 MATTE

CUSTOM FURNITURE FINISHES

PLYFF-1 — PRODUCT: 18mm PRE-FINISHED BALTIC BIRCH PLYWOOD WITH CLEAR, NON-YELLOWING UV FINISH; EXPOSED EDGES, SANDED SMOOTH AND CLEAR FINISHED. PROVIDE SAMPLE TO ARCHITECT FOR APPROVAL. FINISH FOR CUSTOM FURNITURE BY OWNER. LISTED FOR REFERENCE ONLY.

PLYFF-2 — PRODUCT: 18mm PRE-FINISHED BALTIC BIRCH PLYWOOD with WILSONART 1573 MARKERBOARD FROSTY WHITE PLASTIC LAMINATE on TAG SIDE; CLEAR, NON-YELLOWING UV FINISH on OPPOSITE SIDE; EXPOSED EDGES, SANDED SMOOTH AND CLEAR FINISHED. PROVIDE SAMPLE TO ARCHITECT FOR APPROVAL. FINISH FOR CUSTOM FURNITURE BY OWNER. LISTED FOR REFERENCE ONLY.

LINO-1 — PRODUCT: FORBO FURNITURE LINOLEUM
COLOR: AQUAVERT 4180

LINO-2 — PRODUCT: FORBO FURNITURE LINOLEUM
COLOR: MIDNIGHT BLUE 4181

HS LOBBY STAIRCASE

ST-1 — PRODUCT: ULINE ANTI-SLIP TAPE - S-14681 1" x 60'
COLOR: BLACK

ST-2 — PRODUCT: SHERWIN WILLIAMS MINIWAX TINTABLE WOOD STAIN
COLOR: FORRESTER MW421
NOTE: COORDINATE WITH ARCHITECT AND CLIENT PRIOR TO SANDING AND APPLYING FINAL FINISH TO EXISITNG WOOD FLOORS.

WALLS

PAINT

PT - 1 — PRODUCT: BENJAMIN MOORE SPEC 500
COLOR: VANILLA MILKSHAKE OC-59

PT-2 — PRODUCT: BENJAMIN MOORE SPEC 500
COLOR: METROPOLITAN AF-690

PT - 3 — PRODUCT: BENJAMIN MOORE SPEC 500
COLOR: WHITE HERON OC-57

PT - 4 — PRODUCT: BENJAMIN MOORE SPEC 500
COLOR: BRAZILIAN BLUE 817

PT - 5 — PRODUCT: BENJAMIN MOORE SPEC 500
COLOR: BLUE DAISY 2062-40

PT - 8 — PRODUCT: BENJAMIN MOORE SPEC 500
COLOR: FLORIDA KEY BLUE 2050-40

PT - 9 — PRODUCT: BENJAMIN MOORE SPEC 500
COLOR: HALE NAVY HC-154

PT - 10 — PRODUCT: BENJAMIN MOORE SPEC 500
COLOR: SIMPLY WHITE 2143-70

PT - 11 — PRODUCT: BENJAMIN MOORE SPEC 500
COLOR: PALACE PEARL CW-650

PT - 12 — PRODUCT: BENJAMIN MOORE SPEC 500
COLOR: NOCTURNAL GRAY 2135-30

PT - 13 — PRODUCT: BENJAMIN MOORE SPEC 500
COLOR: DUNE WHITE 968

PT - 14 — PRODUCT: BENJAMIN MOORE SPEC 500
COLOR: WOODLAWN BLUE HC-147

PT - 15 — PRODUCT: BENJAMIN MOORE SPEC 500
COLOR: CRYSTALLINE AF-485

PT - 16 — PRODUCT: BENJAMIN MOORE SPEC 500
COLOR: POLO BLUE 2062-10

PT - 17 — PRODUCT: BENJAMIN MOORE SPEC 500
COLOR: NEW HOPE GRAY 2130-50

PT - 18 — PRODUCT: BENJAMIN MOORE SPEC 500
COLOR: BLUE NOTE 2129-30

PT - 19 — PRODUCT: BENJAMIN MOORE SPEC 500
COLOR: HARWOOD PUTTY CW-5

PT - 20 — PRODUCT: BENJAMIN MOORE SPEC 500
COLOR: CASTLE GATE CSP-75

PT - 21 — PRODUCT: BENJAMIN MOORE SPEC 500
COLOR: PICKET FENCE CSP-370

PT - 22 — PRODUCT: BENJAMIN MOORE SPEC 500
COLOR: SILHOUETTE AF-655

PT - 23 — EXISTING TO BE MATCHED - HS ENTRY (ADD NOTE: PROVIDE SAMPLES TO ARCHITECT AND OWNER ON SITE FOR APPROVAL PRIOR TO PAINTING)

PT-24 — PRODUCT: BENJAMIN MOORE SPEC 500
COLOR: BEACON GRAY – 2128-60

PT-25 — PRODUCT: BENJAMIN MOORE SPEC 500
COLOR: GEORGIAN BAY CC- 782

WALL COVERINGS

WLC-1 — PRODUCT: VISUAL MAGNETICS ASTRO HUE DRY ERASE WALLCOVERING
COLOR: BENJAMIN MOORE POLAR ICE 1660. FURNISHED AND INSTALLED BY THE OWNER; GC TO PREPARE WALLS FOR FINISH BY OWNER, SEE SPECS

WLC-2 — PRODUCT: VISUAL MAGNETICS FORCES WALLCOVERING
COLOR: CUSTOM MURAL DESIGN. FURNISHED AND INSTALLED BY THE OWNER; GC TO PREPARE WALLS FOR FINISH BY OWNER, SEE SPECS

WLC-3 — PRODUCT: VISUAL MAGNETICS FORCES WALLCOVERING
COLOR: CUSTOM MURAL DESIGN. FURNISHED AND INSTALLED BY THE OWNER; GC TO PREPARE WALLS FOR FINISH BY OWNER, SEE SPECS

WLC-4 — PRODUCT: VISUAL MAGNETICS FORCES WALLCOVERING
COLOR: CUSTOM MURAL DESIGN. FURNISHED AND INSTALLED BY THE OWNER; GC TO PREPARE WALLS FOR FINISH BY OWNER, SEE SPECS

WLC-5 — PRODUCT: VISUAL MAGNETICS FORCES WALLCOVERING
COLOR: CUSTOM MURAL DESIGN. FURNISHED AND INSTALLED BY THE OWNER; GC TO PREPARE WALLS FOR FINISH BY OWNER, SEE SPECS

WALL TILE

WT -1 — PRODUCT: FLORIM BASALTINE PORCELAIN TILE
DIMENSIONS: 12" X 24" TILE BY FLORIM
COLOR: LIGHT GREY 1096219

WT -2 — PRODUCT: FLORIM BASALTINE PORCELAIN TILE
DIMENSIONS: 6" X 24" TILE BY FLORIM
COLOR: NUT 1096216

WT -3 — PRODUCT: FLORIM BASALTINE PORCELAIN TILE
DIMENSIONS: 6" X 24" TILE BY FLORIM
COLOR: LIGHT GREY 1096217

WT- 4 — PRODUCT: AKDO GAJA PORCELAIN TILE
DIMENSIONS: 6" X 12"
COLOR: GRAY (TEXTURED) PO2412-1224T0

GROUT

GT -1 — PRODUCT: SPECTRALOCK PRO
COLOR: RAVEN 45

WALL TILE BASE

WTB -1 — PRODUCT: FLORIM BASALTINE COVE BASE TILE
DIMESIONS: 6" X 12"
COLOR: NUT 1096227

WTB -2 — PRODUCT: AKDO GAJA PORCELAIN COVE BASE TILE
DIMESIONS: 6" X 12"
COLOR: GRAY (TEXTURED) PO2412-1224T0

GLASS FILMS

FLM-1 — PRODUCT: DECORATIVE FILMS CUSTOM FILM DESIGN

FLM-2 — PRODUCT: DECORATIVE FILMS CUSTOM FILM DESIGN

FLM-3 — PRODUCT: DECORATIVE FILMS CUSTOM FILM DESIGN

FLM-4 — PRODUCT: DECORATIVE FILMS CUSTOM FILM DESIGN

FLM-5 — PRODUCT: DECORATIVE FILMS CUSTOM FILM DESIGN

FLM-6 — PRODUCT: DECORATIVE FILMS SOLYX SX-5037 SAMBE

FINISH SCHEDULE - PHASE 2

ROOM NUMBER	ROOM NAME	FLOORING	UNDERLAYMENT	BASE	WALL FINISH A	WALL FINISH B	WALL FINISH C	WALL FINISH D	DOOR TRIM	CEILING FINISH	NOTES
001	Secure Vestibule	FT-3		N/A	WT-4	WT-4	WT-4, PT-21	WT-4	PT-22	CLG-2, PT-1	
002	Security Office	FT-3		WB-5	PT-21	PT-21	PT-21	PT-21	PT-22	CLG-2, PT-1	COUNTER: SS-1, MILLWORK: PL-??
003	Lobby	EXISTING TO REMAIN		MATCH EXISTING	PT-21			PT-21	PT-22	CLG-1, CLG-2, PT-1	PATCH FLOORING TO MATCH EXISTING
105	Women's Toilet	FT-1		WTB-1	WT-1, WT-2	WT-1, WT-2	WT-1, WT-2	WT-1, WT-2	PT-22	CLG-2, PT-1	
181	Boy's Toilet	FT-1		WTB-1	WT-1, WT-2	WT-1, WT-2	WT-1, WT-2	WT-1, WT-2	PT-22	CLG-2, PT-1	
182	Toilet	FT-1, FT-2		WTB-1	WT-3, WT-2	WT-3, WT-2	WT-3, WT-2	WT-3, WT-2	PT-22	CLG-2, PT-1	
183	Girl's Toilet	FT-1		WTB-1	WT-1, WT-2	WT-1, WT-2	WT-1, WT-2	WT-1, WT-2	PT-22	CLG-2, PT-1	
191A	Storage	EXISTING TO REMAIN		WB-5	PT-10	PT-10	PT-10	PT-10	PT-22	EXISTING TO REMAIN	PATCH FLOORING AND CEILING TO MATCH EXISTING
214B	Women's	FT-1		WTB-1	WT-1, WT-2	WT-1, WT-2	WT-1, WT-2	WT-1, WT-2	PT-22	CLG-2, PT-1	
239	Office	LVT-2	SHAW GROUNDWORKS	WB-5	PT-21	PT-21	PT-21	PT-21	PT-22	CLG-1	
241	Office	LVT-2	SHAW GROUNDWORKS	WB-5	PT-21	PT-21	PT-21	PT-21	PT-22	CLG-1	
250	Faculty Dining	EXISTING TO REMAIN		MATCH EXISTING	MATCH EXISTING	MATCH EXISTING	MATCH EXISTING	MATCH EXISTING	MATCH EXISTING	EXISTING TO REMAIN	PAINT NEW WALLS TO MATCH EXISTING
300	Elevator Vestibule	LVT-2	SHAW GROUNDWORKS	WB-5	PT-21	PT-21	PT-21	PT-21	PT-22	CLG-1	
EL-1	Elevator Entrance	MATCH EXISTING		WB-5	PT-21	PT-21	PT-21	PT-21	PT-22	CLG-1, PT-1	
ST-7	Stair Lobby	LVT-2	SHAW GROUNDWORKS	WB-5	PT-21	PT-21	PT-21	PT-21	PT-22	CLG-2, PT-1	

THIRD FLOOR FINISH SCHEDULE

PROJECT 3

NUMBER	NAME	FLOOR FINISH	UNDERLAYMENT	BASE	WALL FINISH A	WALL FINISH B	WALL FINISH C	WALL FINISH D	DOOR TRIM	CEILING FINISH	NOTES
310	LEARNING STUDIO	LVT-1, LVT-3, LVT-4, LVT-5	SHAW GROUNDWORKS	WB-1	PT-3	PT-3	WLC-1, PT-3	PT-3	PT-24	CLG-1	
312	LEARNING STUDIO	LVT-1, LVT-3, LVT-4, LVT-5	SHAW GROUNDWORKS	WB-1	PT-3	PT-3	WLC-1, PT-3	PT-3	PT-24	CLG-1	
313	LEARNING COMMONS	LVT-1, LVT-3, LVT-4	SHAW GROUNDWORKS	WB-1	WLC-1, WLC-4, PT-3	PT-3	PT-3, PT-4,PT-5, PT-8, WLC-1	PT-3	PT-24	CLG-1	
314	LEARNING COMMONS	LVT-1, LVT-3, LVT-4, LVT-5	SHAW GROUNDWORKS	WB-1	PT-3, PT-4, PT-5, PT-6, WLC-1	PT-3	PT-3, PT-5, PT-6, WLC-1, WLC-2	PT-3, WLC-3	PT-24	CLG-1, CLG-2,	
315	SGR	LVT-1, LVT-3	SHAW GROUNDWORKS	WB-1	PT-3	PT-3	WLC-1, PT-3, PT-5	PT-3	PT-24	CLG-1, CLG-2,	

NOTES:
1. NEW DOOR TRIM TO BE PT-23, UNLESS OTHERWISE NOTED.

MS iLAB FINISH SCHEDULE

PROJECT 2

NUMBER	NAME	FLOOR FINISH	UNDERLAYMENT	BASE	WALL FINISH A	WALL FINISH B	WALL FINISH C	WALL FINISH D	DOOR TRIM	CEILING FINISH	NOTES
149	LEARNING COMMONS	LVT-3, LVT-4, LVT-5, LVT-6	SHAW GROUNDWORKS	WB-1	PT-3	PT-3	PT-3	WLC-1, WLC-5, PT-3	PT-25	CLG-1,C-1,C-2	
149A	SEMINAR ROOM	LVT-3, LVT-4, LVT-5, LVT-6	SHAW GROUNDWORKS	WB-1	WLC-1, PT-3	PT-6	PT-3	WLC-1, PT-3	PT-25	CLG-1	
149B	LEARNING STUDIO	LVT-3, LVT-4, LVT-5, LVT-6	SHAW GROUNDWORKS	WB-1	WLC-1, PT-3	WLC-1,PT-3	PT-3	PT-3	PT-25	CLG-1	
149C	SGR	LVT-6	SHAW GROUNDWORKS	WB-1	WLC-1, PT-4	PT-4	PT-4	PT-4	PT-25	CLG-1	
149D	SGR	LVT-4	SHAW GROUNDWORKS	WB-1	PT-5	PT-5	WLC-1, PT-5	PT-5	PT-25	CLG-1	

NOTES:
1. NEW DOOR TRIM TO BE PT-23, UNLESS OTHERWISE NOTED.

HS ENTRANCE FINISH SCHEDULE

PROJECT 1

NUMBER	NAME	FLOOR FINISH	UNDERLAYMENT	BASE	WALL FINISH A	WALL FINISH B	WALL FINISH C	WALL FINISH D	DOOR TRIM	CEILING FINISH	NOTES
103	Security	LVT-1	SHAW GROUNDWORKS	WB-1	PT-2	PT-2	PT-2	PT-2	PT-24	CLG-1	
104	HS Entrance Lobby	EXISTING		EXISTING	PT-23, PT-2	PT-23, PT-2	PT-23, PT-2	PT-23, PT-2	PT-24	EXISTING	
104A	Entry Lobby	EXISTING		EXISTING	EXISTING	EXISTING	EXISTING	EXISTING	PT-24	EXISTING	
104B	Secure Vestibule	EXISTING		EXISTING	PT-1	PT-1	PT-1	PT-1	PT-24	EXISTING	

NOTES:
1. NEW DOOR TRIM TO BE PT-23, UNLESS OTHERWISE NOTED.

GENERAL NOTE:

SEE INTERIOR ELEVATIONS AND FINISH PLANS FOR FLOORING PATTERN AND CUT LINES OF WALL FINISHES

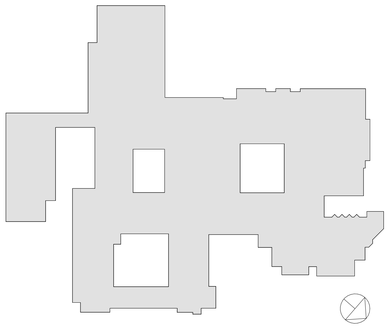

RYE HIGH SCHOOL & MIDDLE SCHOOL KEY PLAN
1" = 100'

Revision Schedule

No.	Description	Date
1	SED SUBMISSION	09/15/2020
3	ISSUED FOR BID	01/19/2021

Geddis Architects
Architecture. Planning. Interiors
71 Old Post Road
P.O. Box 1020
Southport, CT 06890
(203) 256-8700

Fielding International
Transforming Education by Design
259 Water Street Suite 1L
Warren , RI 02885 USA
+1 401-289-2789

BARILE GALLAGHER & ASSOCIATES
CONSULTING ENGINEERS
39 MARBLE AVENUE PLEASANTVILLE, NY 10570
914.328.6060 General@BGA-Eng.com www.BGA-Eng.com

Construction Manager
SAVIN ENGINEERS, P.C.
3 Campus Drive
Pleasantville, NY 10570
914-769-3200

Structural Engineer
ODEH ENGINEERS
1223 Mineral Spring Ave
North Providence, RI 02904
401-724-1771

Civil Engineer
WESTON & SAMPSON
1 Winners Circle, Suite 130
Albany, NY 12205
518-463-4400

Roof Consultant
WATSKY ASSOCIATES INC.
20 Madison Ave
Valhalla, NY 10595
914-948-3450

Acoustic Consultant
DP DESIGN
12 Cold Spring Street
Providence, RI
401-861-3218

AV Consultant
CAVANAUGH TOCCI
327 F Boston Post Road
Sudbury, MA 01776-3027
978-443-7871

SED #: 6618-0001-0005-032

PROJECT
Rye City School District
555 Theodore Fremd Ave, Rye, NY 10580

Rye High School & Middle School
1 Parsons Street, Rye, New York 10580

FINISH SCHEDULE & LEGEND

PROJECT 1, 2, 3 & 4

SEAL & SIGNATURE

DATE: 01/19/21
PROJECT No: 9200
DRAWING BY: Author
CHK BY: Checker
DWG No: A2-700

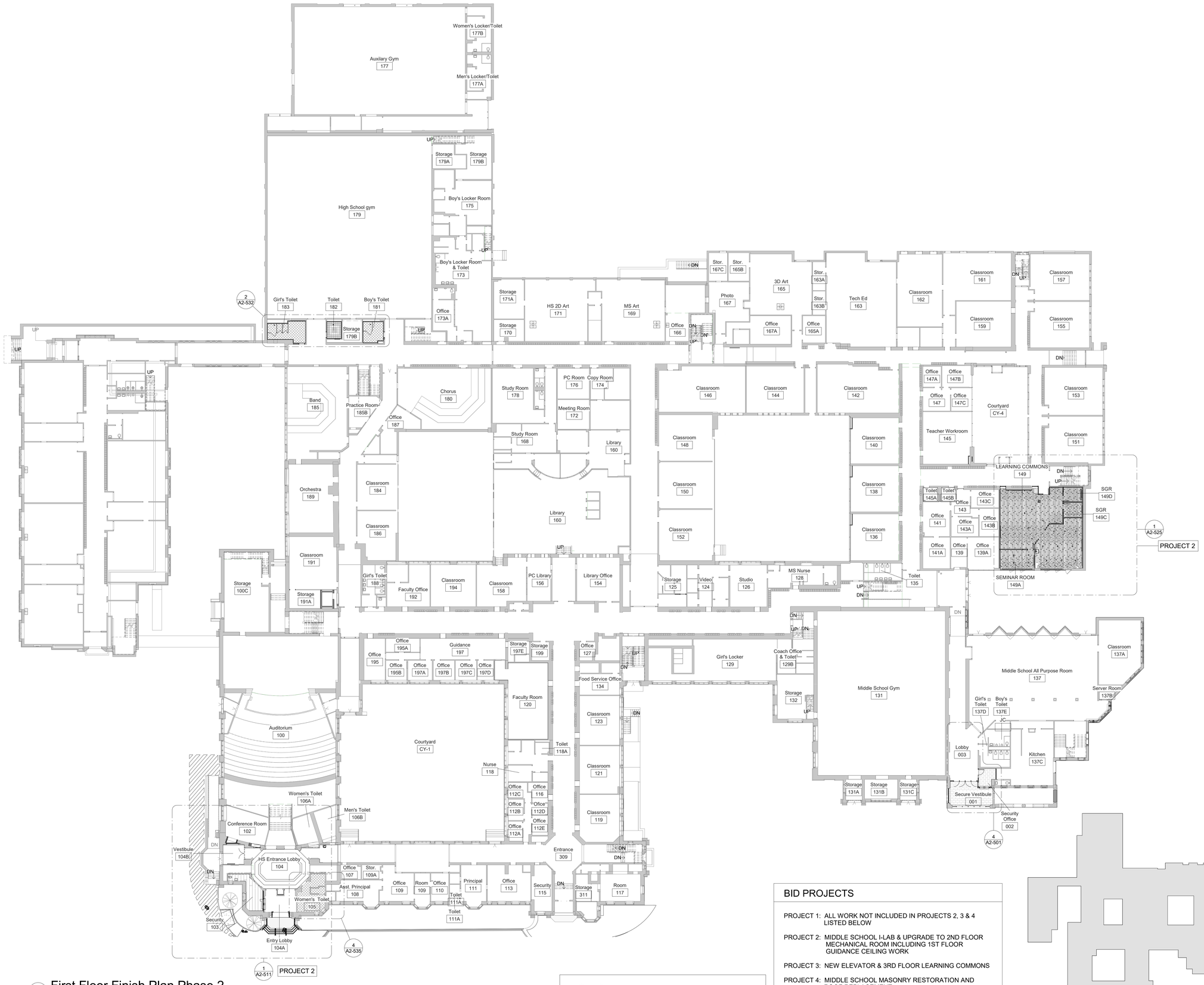

1 First Floor Finish Plan Phase 2

SCALE: 1" = 20'-0"

BID PROJECTS

PROJECT 1: ALL WORK NOT INCLUDED IN PROJECTS 2, 3 & 4 LISTED BELOW

PROJECT 2: MIDDLE SCHOOL I-LAB & UPGRADE TO 2ND FLOOR MECHANICAL ROOM INCLUDING 1ST FLOOR GUIDANCE CEILING WORK

PROJECT 3: NEW ELEVATOR & 3RD FLOOR LEARNING COMMONS

PROJECT 4: MIDDLE SCHOOL MASONRY RESTORATION AND ROOF REPLACEMENT

ALTERNATE 4A: MIDDLE SCHOOL MASONRY RESTORATION - TOWER VENEER REPLACEMENT & NEW WINDOWS

NOTES

1. SEE DRAWING A2-700 FOR FINISH MATERIALS LEGEND.

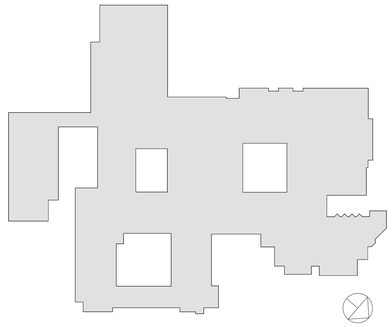

RYE HIGH SCHOOL & MIDDLE SCHOOL KEY PLAN

1" = 100'

Revision Schedule

No.	Description	Date
1	SED SUBMISSION	09/15/2020
3	ISSUED FOR BID	01/19/2021

Geddis Architects

Architecture. Planning. Interiors

71 Old Post Road
P.O. Box 1020
Southport, CT 06890
(203) 256-8700

Fielding International

Transforming Education by Design

259 Water Street Suite 1L
Warren , RI 02885 USA
+1 401-289-2789

BARILE GALLAGHER & ASSOCIATES

CONSULTING ENGINEERS

39 MARBLE AVENUE PLEASANTVILLE, NY 10570
914.328.6060 General@BGA-Eng.com www.BGA-Eng.com

Construction Manager
SAVIN ENGINEERS, P.C.
3 Campus Drive
Pleasantville, NY 10570
914-769-3200

Structural Engineer
ODEH ENGINEERS
1223 Mineral Spring Ave
North Providence, RI 02904
401-724-1771

Civil Engineer
WESTON & SAMPSON
1 Winners Circle, Suite 130
Albany, NY 12205
518-463-4400

Roof Consultant
WATSKY ASSOCIATES INC.
20 Madison Ave
Valhalla, NY 10595
914-948-3450

Acoustic Consultant
DP DESIGN
12 Cold Spring Street
Providence, RI
401-861-3218

AV Consultant
CAVANAUGH TOCCI
327 F Boston Post Road
Sudbury, MA 01776-3027
978-443-7871

SED #: 6618-0001-0005-032

PROJECT

Rye City School District

555 Theodore Fremd Ave, Rye, New York 10580

Rye High School & Middle School

1 Parsons Street, Rye, New York 10580

FIRST FLOOR FINISH PLAN

PROJECT 1, 2 & 3

SEAL & SIGNATURE

DATE: 01/19/21
PROJECT No: 9200
DRAWING BY: Author
CHK BY: Checker
DWG No: A2-701

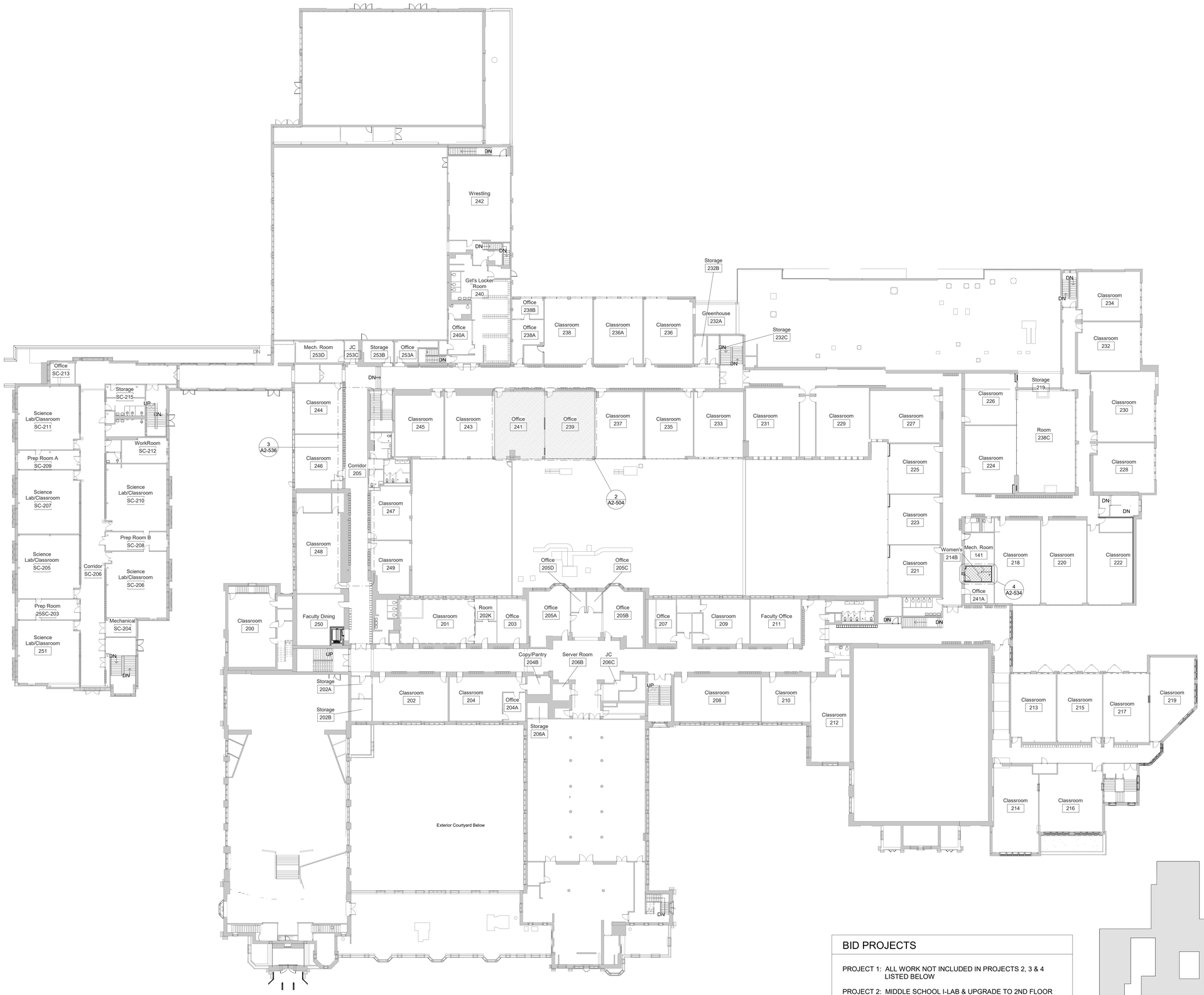

1 Second Floor Finish Plan-Phase 2

SCALE: 1" = 20'-0"

NOTES

1. SEE DRAWING A2-700 FOR FINISH MATERIALS LEGEND.

BID PROJECTS

PROJECT 1: ALL WORK NOT INCLUDED IN PROJECTS 2, 3 & 4 LISTED BELOW

PROJECT 2: MIDDLE SCHOOL I-LAB & UPGRADE TO 2ND FLOOR MECHANICAL ROOM INCLUDING 1ST FLOOR GUIDANCE CEILING WORK

PROJECT 3: NEW ELEVATOR & 3RD FLOOR LEARNING COMMONS

PROJECT 4: MIDDLE SCHOOL MASONRY RESTORATION AND ROOF REPLACEMENT

ALTERNATE 4A: MIDDLE SCHOOL MASONRY RESTORATION - TOWER VENEER REPLACEMENT & NEW WINDOWS

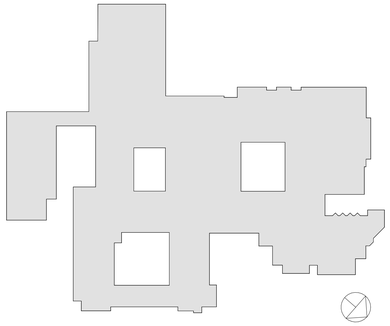

RYE HIGH SCHOOL & MIDDLE SCHOOL KEY PLAN

1" = 100'

Revision Schedule

No.	Description	Date
1	SED SUBMISSION	09/15/2020
3	ISSUED FOR BID	01/19/2021

Geddis Architects

Architecture. Planning. Interiors

71 Old Post Road
P.O. Box 1020
Southport, CT 06890
(203) 256-8700

Fielding International

Transforming Education by Design

259 Water Street Suite 1L
Warren , RI 02885 USA
+1 401-289-2789

BARILE GALLAGHER & ASSOCIATES

CONSULTING ENGINEERS

39 MARBLE AVENUE PLEASANTVILLE, NY 10570
914.328.6060 General@BGA-Eng.com www.BGA-Eng.com

Construction Manager
SAVIN ENGINEERS, P.C.
3 Campus Drive
Pleasantville, NY 10570
914-769-3200

Structural Engineer
ODEH ENGINEERS
1223 Mineral Spring Ave
North Providence, RI 02904
401-724-1771

Civil Engineer
WESTON & SAMPSON
1 Winners Circle, Suite 130
Albany, NY 12205
518-463-4400

Roof Consultant
WATSKY ASSOCIATES INC.
20 Madison Ave
Valhalla, NY 10595
914-948-3450

Acoustic Consultant
DP DESIGN
12 Cold Spring Street
Providence, RI
401-861-3218

AV Consultant
CAVANAUGH TOCCI
327 F Boston Post Road
Sudbury, MA 01776-3027
978-443-7871

SED #: 6618-0001-0005-032

PROJECT

Rye City School District

555 Theodore Fremd Ave, Rye, NY 10580

Rye High School & Middle School

1 Parsons Street, Rye, New York 10580

SECOND FLOOR FINISH PLAN

PROJECTS 1, 2, & 3

SEAL & SIGNATURE

DATE: 01/19/21
PROJECT No: 9200
DRAWING BY: Author
CHK BY: Checker
DWG No: A2-702

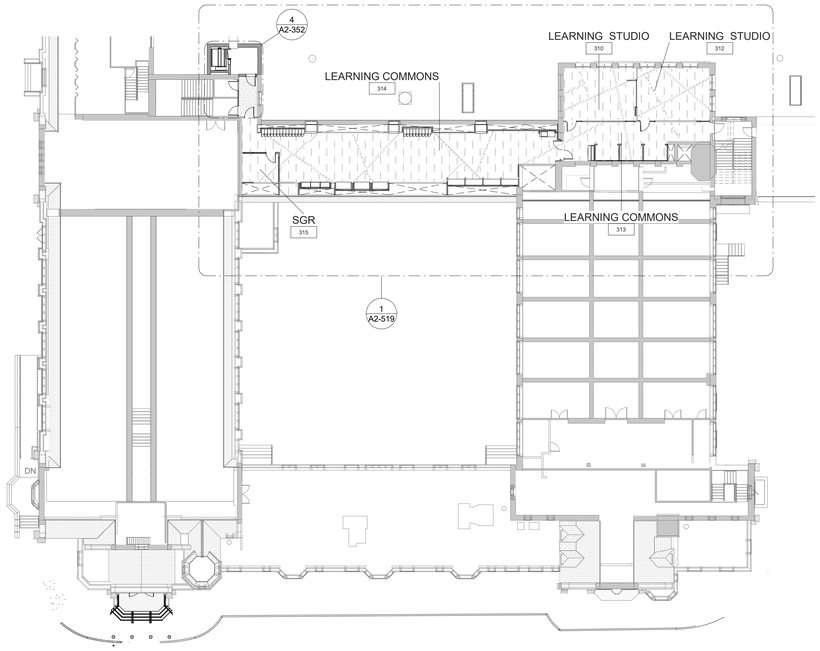

1 Third Floor Finish Plan

SCALE: 1" = 20'-0"

NOTES

1. SEE DRAWING A2-700 FOR FINISH MATERIALS LEGEND.

BID PROJECTS

PROJECT 1: ALL WORK NOT INCLUDED IN PROJECTS 2, 3 & 4 LISTED BELOW

PROJECT 2: MIDDLE SCHOOL I-LAB & UPGRADE TO 2ND FLOOR MECHANICAL ROOM INCLUDING 1ST FLOOR GUIDANCE CEILING WORK

PROJECT 3: NEW ELEVATOR & 3RD FLOOR LEARNING COMMONS

PROJECT 4: MIDDLE SCHOOL MASONRY RESTORATION AND ROOF REPLACEMENT

ALTERNATE 4A: MIDDLE SCHOOL MASONRY RESTORATION - TOWER VENEER REPLACEMENT & NEW WINDOWS

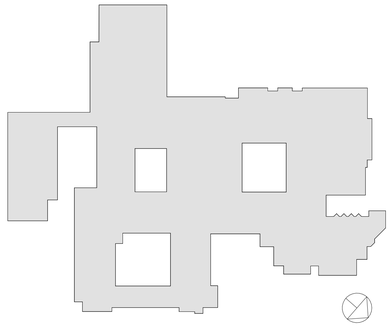

RYE HIGH SCHOOL & MIDDLE SCHOOL KEY PLAN

1" = 100'

Revision Schedule

No.	Description	Date
1	SED SUBMISSION	09/15/2020
3	ISSUED FOR BID	01/19/2021

Geddis Architects

Architecture. Planning. Interiors

71 Old Post Road
P.O. Box 1020
Southport, CT 06890
(203) 256-8700

Fielding International

Transforming Education by Design

259 Water Street Suite 1L
Warren , RI 02885 USA
+1 401-289-2789

BARILE GALLAGHER & ASSOCIATES

CONSULTING ENGINEERS

39 MARBLE AVENUE PLEASANTVILLE, NY 10570
914.328.6060 General@BGA-Eng.com www.BGA-Eng.com

Construction Manager
SAVIN ENGINEERS, P.C.
3 Campus Drive
Pleasantville, NY 10570
914-769-3200

Structural Engineer
ODEH ENGINEERS
1223 Mineral Spring Ave
North Providence, RI 02904
401-724-1771

Civil Engineer
WESTON & SAMPSON
1 Winners Circle, Suite 130
Albany, NY 12205
518-463-4400

Roof Consultant
WATSKY ASSOCIATES INC.
20 Madison Ave
Valhalla, NY 10595
914-948-3450

Acoustic Consultant
DP DESIGN
12 Cold Spring Street
Providence, RI
401-861-3218

AV Consultant
CAVANAUGH TOCCI
327 F Boston Post Road
Sudbury, MA 01776-3027
978-443-7871

SED #: 6618-0001-0005-032

PROJECT

Rye City School District

555 Theodore Fremd Ave, Rye, NY 10580

Rye High School & Middle School

1 Parsons Street, Rye, New York 10580

THIRD FLOOR FINISH PLAN

PROJECT 3

SEAL & SIGNATURE

DATE: 01/19/21
PROJECT No: 9200
DRAWING BY: Author
CHK BY: Checker
DWG No: A2-703

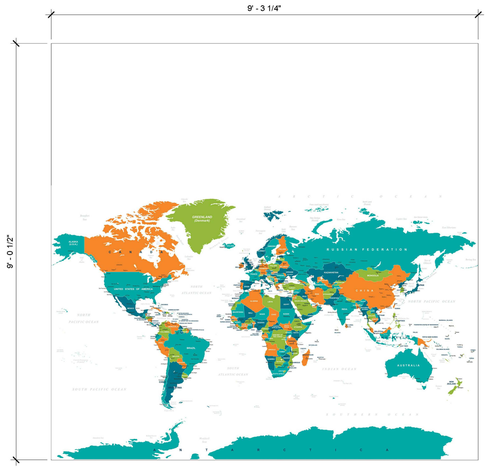

WLC-2



FLM-1

FLM-2

WLC-3

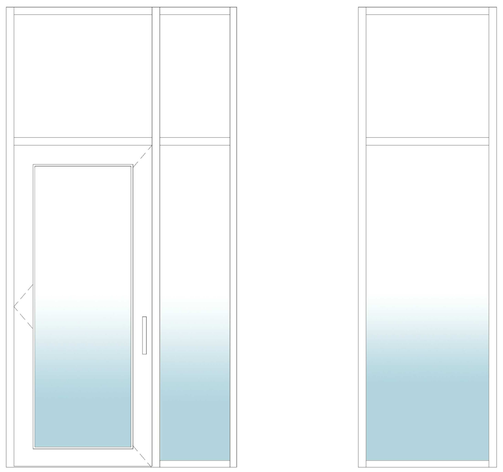

FLM-3

FLM-6

WLC-4

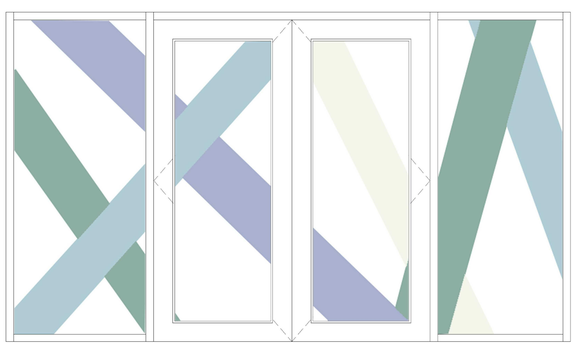

FLM-5

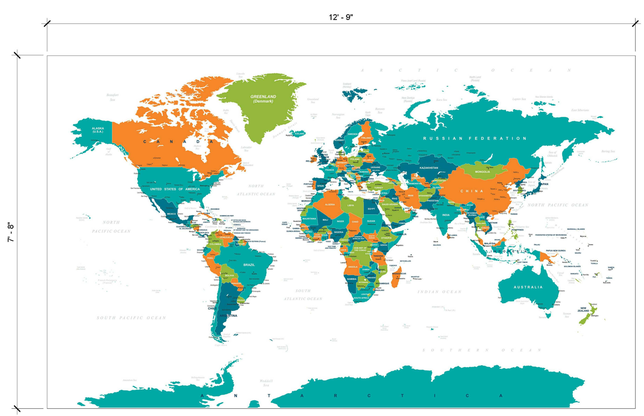

WLC-5

Revision Schedule

No.	Description	Date
3	ISSUED FOR BID	01/19/2021

Geddis Architects

Architecture. Planning. Interiors

71 Old Post Road
P.O. Box 1020
Southport, CT 06890
(203) 256-8700

Fielding International

Transforming Education by Design

259 Water Street Suite 1L
Warren ,, RI 02885 USA
+1 401-289-2789

BARILE GALLAGHER & ASSOCIATES

CONSULTING ENGINEERS

39 MARBLE AVENUE PLEASANTVILLE, NY 10570
914.328.6060 General@BGA-Eng.com www.BGA-Eng.com

Construction Managerr
SAVIN ENGINEERS, P.C..
3 Campus Drive
Pleasantville, NY 10570
914-769-3200

Structural Engineerr
ODEH ENGINEERS
1223 Mineral Spring Ave
North Providence, RI 02904
401-724-1771

Civil Engineerr
WESTON & SAMPSON
1 Winners Circle, Suite 130
Albany, NY 12205
518-463-4400

Roof Consultantt
WATSKY ASSOCIATES INC..
20 Madison Ave
Valhalla, NY 10595
914-948-3450

Acoustic Consultantt
DP DESIGN
12 Cold Spring Street
Providence, RI
401-861-3218

AV Consultantt
CAVANAUGH TOCCI
327 F Boston Post Road
Sudbury, MA 01776-3027
978-443-7871

SED #: 6618-0001-0005-032

PROJECT

Rye City School District

555 Theodore Fremd Ave, Rye, NY 10580

Rye High School & Middle School

1 Parsons Street, Rye, New York 10580

WALL GRAPHICS AND GLAZING TYPES

Approver

SEAL & SIGNATURE

DATE: 12/14/20
PROJECT No: 9200
DRAWING BY: Author
CHK BY: Checker
DWG No:
A2-730

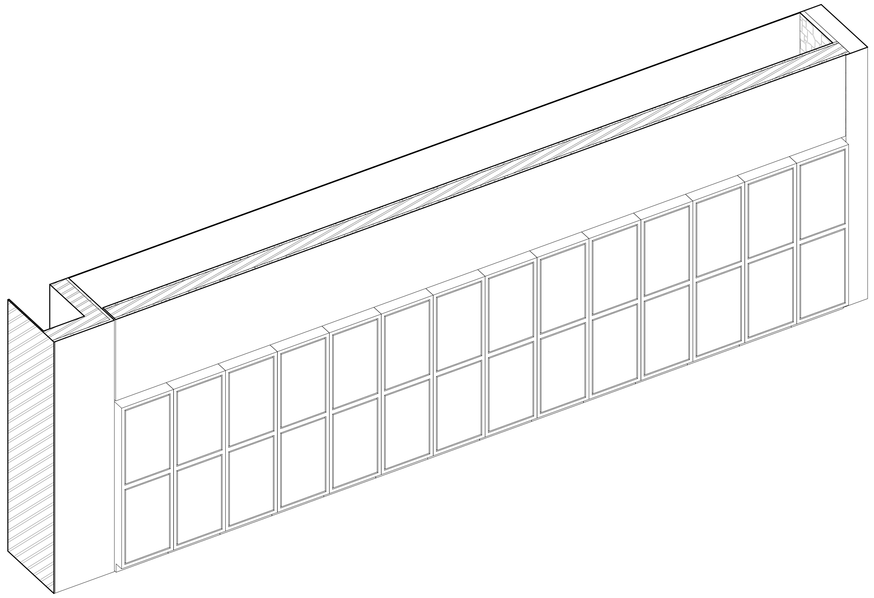

1 Student Lockers Type A - Axon
SCALE:

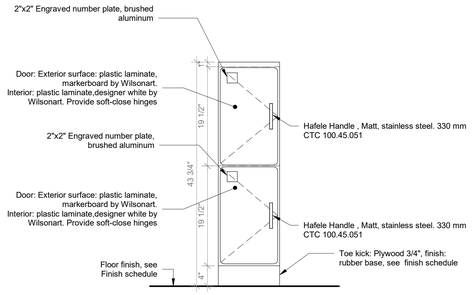

4 Typ. Student Lockers - Front view
SCALE: 1" = 1'-0"

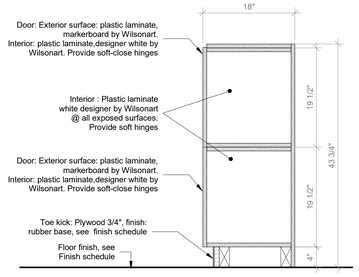

3 Typ. Student Lockers - Section A
SCALE: 1" = 1'-0"

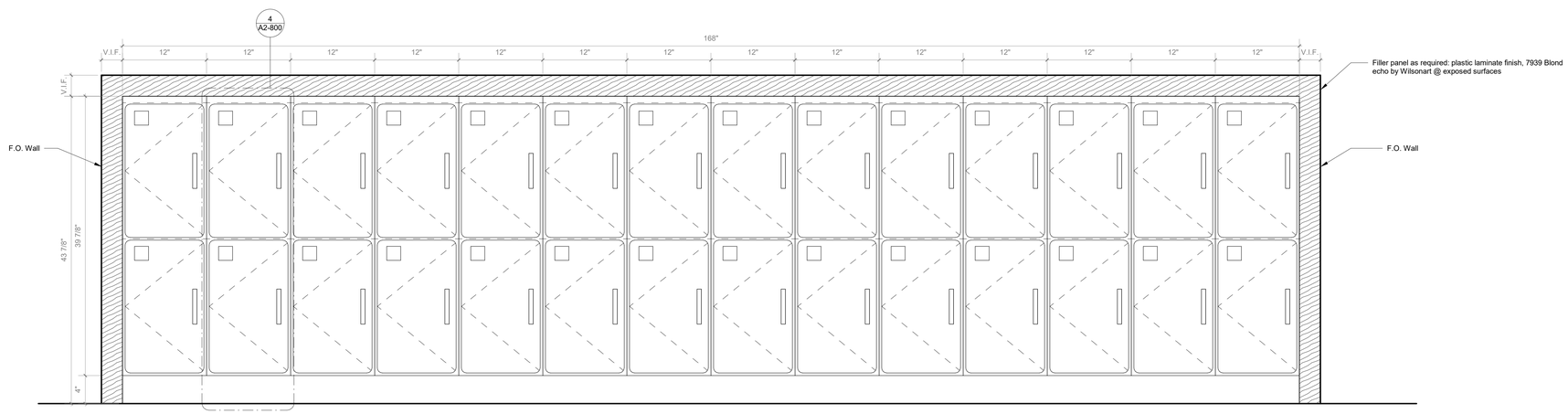

2 Student Lockers Type A - Front View
SCALE: 1 1/2" = 1'-0"

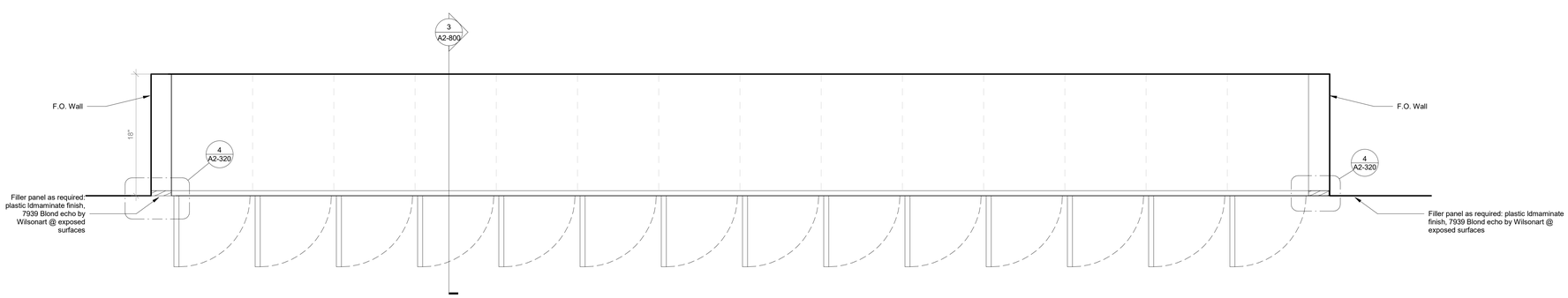

5 Student Lockers Type A - Floor Plan
SCALE: 1 1/2" = 1'-0"

Revision Schedule

No.	Description	Date
1	SED SUBMISSION	09/15/2020
3	ISSUED FOR BID	01/19/2021

Geddis Architects
Architecture. Planning. Interiors
71 Old Post Road
P.O. Box 1020
Southport, CT 06890
(203) 256-8700

Fielding International
Transforming Education by Design
259 Water Street Suite 1L
Warren , RI 02885 USA
+1 401-289-2789

BARILE GALLAGHER & ASSOCIATES
CONSULTING ENGINEERS
39 MARBLE AVENUE PLEASANTVILLE, NY 10570
914.328.6060 General@BGA-Eng.com www.BGA-Eng.com

Construction Manager
SAVIN ENGINEERS, P.C.
3 Campus Drive
Pleasantville, NY 10570
914-769-3200

Structural Engineer
ODEH ENGINEERS
1223 Mineral Spring Ave
North Providence, RI 02904
401-724-1771

Civil Engineer
WESTON & SAMPSON
1 Winners Circle, Suite 130
Albany, NY 12205
518-463-4400

Roof Consultant
WATSKY ASSOCIATES INC.
20 Madison Ave
Valhalla, NY 10595
914-948-3450

Acoustic Consultant
DP DESIGN
12 Cold Spring Street
Providence, RI
401-861-3218

AV Consultant
CAVANAUGH TOCCI
327 F Boston Post Road
Sudbury, MA 01776-3027
978-443-7871

SED #: 6618-0001-0005-032

PROJECT
Rye City School District
555 Theodore Fremd Ave, Rye, NY 10580

Rye High School & Middle School
1 Parsons Street, Rye, New York 10580

CASEWORK - THIRD FLOOR - STUDENT LOCKERS

PROJECT 3

SEAL & SIGNATURE

DATE: 05/06/20
PROJECT No: 9200
DRAWING BY: Author
CHK BY: Checker
DWG No:
A2-800

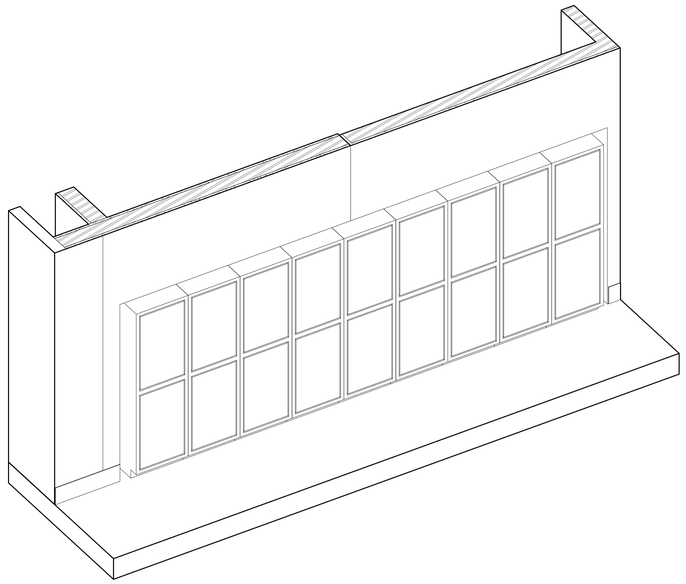

2 Student Lockers Type B - Axon
SCALE:

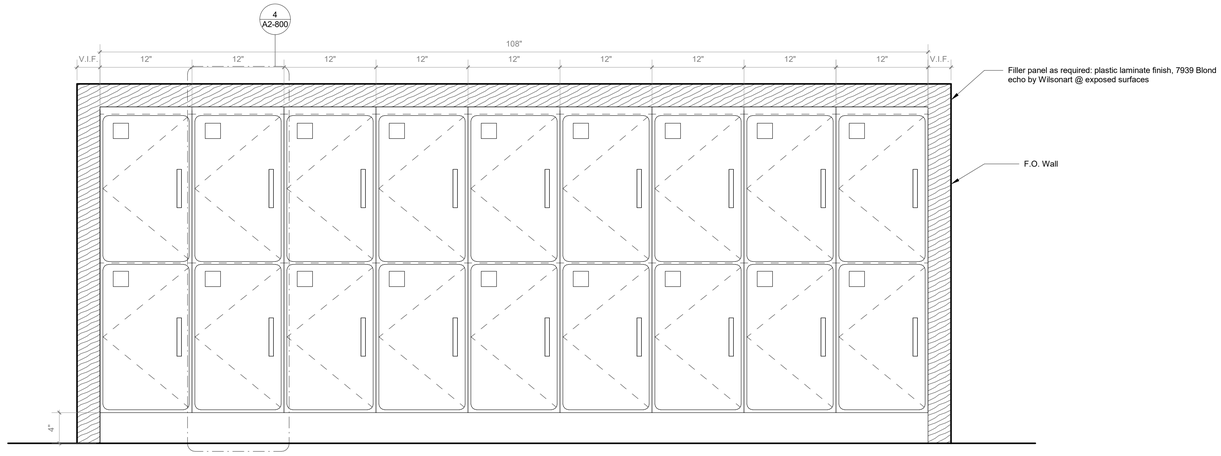

1 Student Lockers Type B - Front View
SCALE: 1 1/2" = 1'-0"

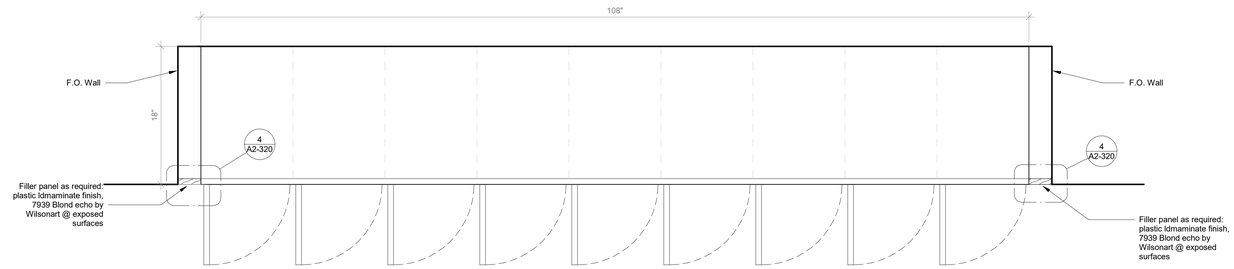

3 Student Lockers Type B - Floor Plan
SCALE: 1 1/2" = 1'-0"

Revision Schedule

No.	Description	Date
1	SED SUBMISSION	09/15/2020
3	ISSUED FOR BID	01/19/2021

Geddis Architects
Architecture. Planning. Interiors
71 Old Post Road
P.O. Box 1020
Southport, CT 06890
(203) 256-8700

Fielding International
Transforming Education by Design
259 Water Street Suite 1L
Warren , RI 02885 USA
+1 401-289-2789

BARILE GALLAGHER & ASSOCIATES
CONSULTING ENGINEERS
39 MARBLE AVENUE PLEASANTVILLE, NY 10570
914.328.6060 General@BGA-Eng.com www.BGA-Eng.com

Construction Manager
SAVIN ENGINEERS, P.C.
3 Campus Drive
Pleasantville, NY 10570
914-769-3200

Structural Engineer
ODEH ENGINEERS
1223 Mineral Spring Ave
North Providence, RI 02904
401-724-1771

Civil Engineer
WESTON & SAMPSON
1 Winners Circle, Suite 130
Albany, NY 12205
518-463-4400

Roof Consultant
WATSKY ASSOCIATES INC.
20 Madison Ave
Valhalla, NY 10595
914-948-3450

Acoustic Consultant
DP DESIGN
12 Cold Spring Street
Providence, RI
401-861-3218

AV Consultant
CAVANAUGH TOCCI
327 F Boston Post Road
Sudbury, MA 01776-3027
978-443-7871

SED #: 6618-0001-0005-032

PROJECT
Rye City School District
555 Theodore Fremd Ave, Rye, NY 10580

Rye High School & Middle School

1 Parsons Street, Rye, New York 10580

CASEWORK - THIRD FLOOR STUDENT LOCKERS TYPE B

PROJECT 3

SEAL & SIGNATURE

DATE: 06/26/20
PROJECT No: 9200
DRAWING BY: Author
CHK BY: Checker
DWG No:
A2-801

FURNITURE SCHEDULE THIRD FLOOR

ROOM NUMBER	ROOM NUMBER	TYPE MARK	PRODUCT TYPE	MANUFACTURER	QTY	PRODUCT CODE	FINISHES	FINISH 2	COMMENTS	IMAGE
314	Learning Commons	BQ.01	Conclave sitting curve high	Norvanivel	4	12-EJ001	MAG-1952 Maglia Sapphire			
313	Learning Commons	BQ.02	Conclave sittting straigh high	Norvanivel	6	12-EJ003	MAG-1952 Maglia Sapphire			
314	Learning Commons	CF.01	Lily pad	FomCore	2	Workpad	Chambray Neo Citron			
314	Learning Commons	CF.02	Lily pad	FomCore	2	Workpad	CHA-1526 Chambray Neo Aquamarine			
314	Learning Commons	CL.03	MyPlace lounge	KI	2	PN	Seat and Base: Maglia Sage	Back: Maglia Sapphire		
314	Learning Commons	CL.04	MyPlace lounge	KI	2	PN	Seat and Base: Maglia Sage	Back: Maglia Sapphire	corner	
314	Learning Commons	CL.05	MyPlace lounge	KI	2	PN	Seat and Base: Maglia Sage		26" wide	
310	Learning Studio	CL.06	2-Step Seating	FomCore	6	S922S2	Chambray Neo Citron			
310	Learning Studio	CL.07	3-Step Seating	FomCore	4	S922S3	Chambray Neo Citron			
314	Learning Commons	CL.11	Lounge Chair Sway	KI	4	SYCFC	MAG-1952 Maglia Sapphire			
314	Learning Commons	CL.12	Lounge Ottoman Sway	KI	2	SYOT	MAG-1952 Maglia Sapphire			
314	Learning Commons	ST.07	MyCaddy	VS	8	45110				

NOTE:

BY OWNER. THIS DRAWING IS FOR COORDINATION PURPOSES ONLY

GENERAL NOTE:

PHOTOS ARE FOR REFERENCE ONLY, AND SHOULD NOT INDICATE EXACT FINISH SPECIFICATIONS, QUANTITY, AND ACCESSORIES.

FURNITURE SCHEDULE FOR REFERENCE PURPOSES ONLY. ALL FURNITURE FURNISHED AND INSTALLED BY OWNER. SEE COMMENTS FOR COORDINATION.

Revision Schedule

No.	Description	Date
1	SED SUBMISSION	09/15/2020
3	ISSUED FOR BID	01/19/2021

Geddis Architects

Architecture. Planning. Interiors

71 Old Post Road
P.O. Box 1020
Southport, CT 06890
(203) 256-8700

Fielding International

Transforming Education by Design

259 Water Street Suite 1L
Warren , RI 02885 USA
+1 401-289-2789

BARILE GALLAGHER & ASSOCIATES

CONSULTING ENGINEERS

39 MARBLE AVENUE PLEASANTVILLE, NY 10570
914.328.6060 General@BGA-Eng.com www.BGA-Eng.com

Construction Manager
SAVIN ENGINEERS, P.C.
3 Campus Drive
Pleasantville, NY 10570
914-769-3200

Structural Engineer
ODEH ENGINEERS
1223 Mineral Spring Ave
North Providence, RI 02904
401-724-1771

Civil Engineer
WESTON & SAMPSON
1 Winners Circle, Suite 130
Albany, NY 12205
518-463-4400

Roof Consultant
WATSKY ASSOCIATES INC.
20 Madison Ave
Valhalla, NY 10595
914-948-3450

Acoustic Consultant
DP DESIGN
12 Cold Spring Street
Providence, RI
401-861-3218

AV Consultant
CAVANAUGH TOCCI
327 F Boston Post Road
Sudbury, MA 01776-3027
978-443-7871

SED #: 6618-0001-0005-032

PROJECT

Rye City School District

555 Theodore Fremd Ave, Rye, NY 10580

Rye High School & Middle School

1 Parsons Street, Rye, New York 10580

FURNITURE SCHEDULE THIRD FLOOR

PROJECT 3

SEAL & SIGNATURE

DATE: 06/24/20
PROJECT No: 9200
DRAWING BY: Author
CHK BY: Checker
DWG No:
A2-900

FURNITURE SCHEDULE THIRD FLOOR 2

ROOM NUMBER	ROOM NUMBER	TYPE MARK	PRODUCT TYPE	MANUFACTURER	QTY	PRODUCT CODE	FINISHES	FINISH 2	COMMENTS	IMAGE
310	Learning Studio	CT.03	Doni Stack Chair	KI	12	PN	Surf's Up			
312	Learning Studio	CT.03	Doni Stack Chair	KI	12	PN	Surf's Up			
314	Learning Commons	CT.03	Doni Stack Chair	KI	12	PN	Surf's Up			
314	Learning Commons	CT.04	Doni Chair	KI	8	PN	Surf's Up			
315	SGR	CT.04	Doni Chair	KI	4	NIK2717-PX	Surf's Up			
310	Learning Studio	CT.05	Hokki Stool	VS	4	03814	Dark Blue			
314	Learning Commons	CT.05	Hokki Stool	VS	8	03814	Dark Blue			
313	Learning Commons	OTT.01	Roker Ott	Norvanivel	3	11-SG067	Chambray Neo Citron			
314	Learning Commons	OTT.01	Roker Ott	Norvanivel	9	11-SG067	Chambray Neo Citron			
315	SGR	OTT.01	Roker Ott	Norvanivel	3	11-SG067	Chambray Neo Citron			
310	Learning Studio	TS.04	Side table	KI	6	Space Chicken	whiteboard			
314	Learning Commons	TS.04	Side table	KI	2	Space Chicken	whiteboard			
314	Learning Commons	TS.11	Semi Circle Table	Muzo	2	Low Kite 750 Semi Circle	whiteboard	White board top		

NOTE:

BY OWNER. THIS DRAWING IS FOR COORDINATION PURPOSES ONLY

GENERAL NOTE:

PHOTOS ARE FOR REFERENCE ONLY, AND SHOULD NOT INDICATE EXACT FINISH SPECIFICATIONS, QUANTITY, AND ACCESSORIES.

FURNITURE SCHEDULE FOR REFERENCE PURPOSES ONLY. ALL FURNITURE FURNISHED AND INSTALLED BY OWNER. SEE COMMENTS FOR COORDINATION.

Revision Schedule

No.	Description	Date
1	SED SUBMISSION	09/15/2020
3	ISSUED FOR BID	01/19/2021

Geddis Architects

Architecture. Planning. Interiors

71 Old Post Road
P.O. Box 1020
Southport, CT 06890
(203) 256-8700

Fielding International

Transforming Education by Design

259 Water Street Suite 1L
Warren , RI 02885 USA
+1 401-289-2789

BARILE GALLAGHER & ASSOCIATES

CONSULTING ENGINEERS

39 MARBLE AVENUE PLEASANTVILLE, NY 10570
914.328.6060 General@BGA-Eng.com www.BGA-Eng.com

Construction Manager
SAVIN ENGINEERS, P.C.
3 Campus Drive
Pleasantville, NY 10570
914-769-3200

Structural Engineer
ODEH ENGINEERS
1223 Mineral Spring Ave
North Providence, RI 02904
401-724-1771

Civil Engineer
WESTON & SAMPSON
1 Winners Circle, Suite 130
Albany, NY 12205
518-463-4400

Roof Consultant
WATSKY ASSOCIATES INC.
20 Madison Ave
Valhalla, NY 10595
914-948-3450

Acoustic Consultant
DP DESIGN
12 Cold Spring Street
Providence, RI
401-861-3218

AV Consultant
CAVANAUGH TOCCI
327 F Boston Post Road
Sudbury, MA 01776-3027
978-443-7871

SED #: 6618-0001-0005-032

PROJECT

Rye City School District

555 Theodore Fremd Ave, Rye, NY 10580

Rye High School & Middle School

1 Parsons Street, Rye, New York 10580

FURNITURE SCHEDULE THIRD FLOOR

PROJECT 3

SEAL & SIGNATURE

DATE: 08/07/20
PROJECT No: 9200
DRAWING BY: Author
CHK BY: Checker
DWG No:
A2-901

FURNITURE SCHEDULE THIRD FLOOR 3

ROOM NUMBER	ROOM NUMBER	TYPE MARK	PRODUCT TYPE	MANUFACTURER	QTY	MODEL	FINISHES	FINISH 2	COMMENTS	IMAGE
310	Learning Studio	TS.08	Kite table	Muzo	6	KTK25-TSI	whiteboard	White board top		
312	Learning Studio	TS.08	Kite table	Muzo	6	KTK25-TSI	whiteboard	White board top		
314	Learning Commons	TS.08	Kite table	Muzo	6	KTK25-TSI	whiteboard	White board top		
314	Learning Commons	TS.09	Curve Perch table	Norvanivel	4	10-T0170-35"W	whiteboard		34" Height	
313	Learning Commons	TS.13	Plectrum table	Norvanivel	3	10--T0265-35"W	whiteboard			
314	Learning Commons	TS.13	Plectrum table	Norvanivel	4	10--T0265-35"W	whiteboard			
315	SGR	TS.14	Mini mobile	Muzo	1	Mini Mobile Circle 1050	whiteboard		D 42"	
315	SGR	TS.15	Mini mobile	Muzo	1	Mini Mobile Crescent Top 1050	whiteboard		D 42"	
310	Learning Studio	TS.16	Tri-Union	VS	2	01476	whiteboard Writeable top			
314	Learning Commons	TS.16	Tri-Union	VS	4	01476	whiteboard Writeable top			

NOTE:

BY OWNER. THIS DRAWING IS FOR COORDINATION PURPOSES ONLY

GENERAL NOTE:

PHOTOS ARE FOR REFERENCE ONLY, AND SHOULD NOT INDICATE EXACT FINISH SPECIFICATIONS, QUANTITY, AND ACCESSORIES.

FURNITURE SCHEDULE FOR REFERENCE PURPOSES ONLY. ALL FURNITURE FURNISHED AND INSTALLED BY OWNER. SEE COMMENTS FOR COORDINATION.

Revision Schedule

No.	Description	Date
3	ISSUED FOR BID	01/19/2021

Geddis Architects

Architecture. Planning. Interiors

71 Old Post Road
P.O. Box 1020
Southport, CT 06890
(203) 256-8700

Fielding International

Transforming Education by Design

259 Water Street Suite 1L
Warren , RI 02885 USA
+1 401-289-2789

BARILE GALLAGHER & ASSOCIATES

CONSULTING ENGINEERS

39 MARBLE AVENUE PLEASANTVILLE, NY 10570
914.328.6060 General@BGA-Eng.com www.BGA-Eng.com

Construction Manager
SAVIN ENGINEERS, P.C.
3 Campus Drive
Pleasantville, NY 10570
914-769-3200

Structural Engineer
ODEH ENGINEERS
1223 Mineral Spring Ave
North Providence, RI 02904
401-724-1771

Civil Engineer
WESTON & SAMPSON
1 Winners Circle, Suite 130
Albany, NY 12205
518-463-4400

Roof Consultant
WATSKY ASSOCIATES INC.
20 Madison Ave
Valhalla, NY 10595
914-948-3450

Acoustic Consultant
DP DESIGN
12 Cold Spring Street
Providence, RI
401-861-3218

AV Consultant
CAVANAUGH TOCCI
327 F Boston Post Road
Sudbury, MA 01776-3027
978-443-7871

SED #: 6618-0001-0005-032

PROJECT

Rye City School District

555 Theodore Fremd Ave, Rye, NY 10580

Rye High School & Middle School

1 Parsons Street, Rye, New York 10580

FURNITURE SCHEDULE THIRD FLOOR

PROJECT 3

SEAL & SIGNATURE

DATE: 01/12/21
PROJECT No: 9200
DRAWING BY: Author
CHK BY: Checker
DWG No:
A2-902

CUSTOM FURNITURE SCHEDULE THIRD FLOOR

ROOM NUMBER	ROOM NAME	TYPE MARK	PRODUCT	QTY	FINISH	COMMENT	IMAGE
314	LEARNING COMMONS	MLD.15	CAVE SPACE	3			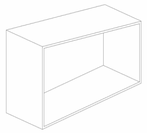
314	LEARNING COMMONS	MLD.16	STORAGE CUBBIES	1	CLEAR FINISH		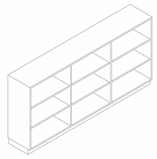
314	LEARNING COMMONS	MLD.17	OPEN BOOTH SEATING	1			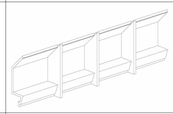
314	LEARNING COMMONS	MLD.18	STORAGE CABINET	1	CLEAR FINISH		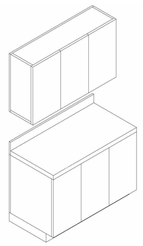
314	LEARNING COMMONS	MLD.19	SINK CABINET THIRD FLOOR	1	CLEAR FINISH	GC TO PROVIDE COUNTER TOP AND SINK	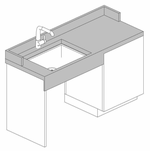
310	LEARNING STUDIO	MLD.01	TEACHER LECTERN XTRA	1	CLEAR FINISH		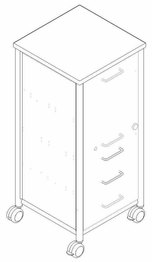
312	LEARNING STUDIO	MLD.01	TEACHER LECTERN XTRA	1	CLEAR FINISH		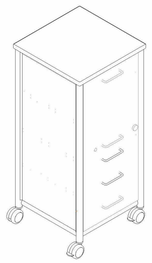

NOTE:

BY OWNER. THIS DRAWING IS FOR COORDINATION PURPOSES ONLY

GENERAL NOTE:

PHOTOS ARE FOR REFERENCE ONLY, AND SHOULD NOT INDICATE EXACT FINISH SPECIFICATIONS, QUANTITY, AND ACCESSORIES.

FINISH FOR CUSTOM FURNITURE BY OWNER. LISTED FOR REFERENCE ONLY.

Revision Schedule

No.	Description	Date
3	ISSUED FOR BID	01/19/2021

Geddis Architects

Architecture. Planning. Interiors

71 Old Post Road
P.O. Box 1020
Southport, CT 06890
(203) 256-8700

Fielding International

Transforming Education by Design

259 Water Street Suite 1L
Warren , RI 02885 USA
+1 401-289-2789

BARILE GALLAGHER & ASSOCIATES

CONSULTING ENGINEERS

39 MARBLE AVENUE PLEASANTVILLE, NY 10570
914.328.6060 General@BGA-Eng.com www.BGA-Eng.com

Construction Manager
SAVIN ENGINEERS, P.C.
3 Campus Drive
Pleasantville, NY 10570
914-769-3200

Structural Engineer
ODEH ENGINEERS
1223 Mineral Spring Ave
North Providence, RI 02904
401-724-1771

Civil Engineer
WESTON & SAMPSON
1 Winners Circle, Suite 130
Albany, NY 12205
518-463-4400

Roof Consultant
WATSKY ASSOCIATES INC.
20 Madison Ave
Valhalla, NY 10595
914-948-3450

Acoustic Consultant
DP DESIGN
12 Cold Spring Street
Providence, RI
401-861-3218

AV Consultant
CAVANAUGH TOCCI
327 F Boston Post Road
Sudbury, MA 01776-3027
978-443-7871

SED #: 6618-0001-0005-032

PROJECT

Rye City School District

555 Theodore Fremd Ave, Rye, NY 10580

Rye High School & Middle School

1 Parsons Street, Rye, New York 10580

FURNITURE SCHEDULE THIRD FLOOR

PROJECT 3

SEAL & SIGNATURE

DATE: 10/30/20
PROJECT No: 9200
DRAWING BY: Author
CHK BY: Checker
DWG No:
A2-903

FURNITURE SCHEDULE ILAB

ROOM NUMBER	ROOM NAME	TYPE MARK	PRODUCT TYPE	MANUFACTURER	QTY	PRODUCT CODE	FINISHES	FINISH 2	COMMENTS	IMAGE
149	Learning Commons		Conclave sittting straigh high	Norvanivel	2	12-EJ003	MAG-1952 Maglia Sapphire			
149	Learning Commons	BQ.01	Conclave sitting curve high	Norvanivel	4	12-EJ006	MAG-1952 Maglia Sapphire	Seat: STX-8802 Lagoon		
149C	SGR	CF.04	Crash Pod Cushion Large	Norvanivel	2	99-0002	Chambry Neo Green Grass			
149	Learning Commons	CL.03	MyPlace lounge	KI	4	PN	Seat and Base: Maglia Sage	Back: Maglia Sapphire		
149	Learning Commons	CL.04	MyPlace lounge	KI	2	PN	Seat and Base: Maglia Sage	Back: Maglia Sapphire	Corner	
149	Learning Commons	CL.05	MyPlace lounge	KI	2	PN	Seat and Base: Maglia Sage			
149 A	SEMINAR ROOM	CL.06	2-Step Seating	FomCore	2	S922S2	Chambray Neo Citron			
149 A	SEMINAR ROOM	CL.07	3-Step Seating	FomCore	1	S922S3	Chambray Neo Citron			
149	Learning Commons	CT.03	Doni Stack Chair	KI	6	PN	Surf's Up			
149 A	SEMINAR ROOM	CT.03	Doni Stack Chair	KI	6	PN	Surf's Up			
149 B	Learning Studio	CT.03	Doni Stack Chair	KI	18	PN	Surf's Up			
149	Learning Commons	CT.04	Doni Chair	KI	16	PN	Surf's Up			
149C	SGR	CT.04	Doni Chair	KI	4	PN	Surf's Up			
149 B	Learning Studio	CT.05	Hokki Stool	VS	4	03814	Dark Blue			
149	Learning Commons	MS.01			2	45294				

NOTE:

BY OWNER. THIS DRAWING IS FOR COORDINATION PURPOSES ONLY

GENERAL NOTE:

PHOTOS ARE FOR REFERENCE ONLY, AND SHOULD NOT INDICATE EXACT FINISH SPECIFICATIONS, QUANTITY, AND ACCESSORIES.

FURNITURE SCHEDULE FOR REFERENCE PURPOSES ONLY. ALL FURNITURE FURNISHED AND INSTALLED BY OWNER. SEE COMMENTS FOR COORDINATION.

Revision Schedule

No.	Description	Date
1	SED SUBMISSION	09/15/2020
3	ISSUED FOR BID	01/19/2021

Geddis Architects

Architecture. Planning. Interiors

71 Old Post Road
P.O. Box 1020
Southport, CT 06890
(203) 256-8700

Fielding International

Transforming Education by Design

259 Water Street Suite 1L
Warren , RI 02885 USA
+1 401-289-2789

BARILE GALLAGHER & ASSOCIATES

CONSULTING ENGINEERS

39 MARBLE AVENUE PLEASANTVILLE, NY 10570
914.328.6060 General@BGA-Eng.com www.BGA-Eng.com

Construction Manager
SAVIN ENGINEERS, P.C.
3 Campus Drive
Pleasantville, NY 10570
914-769-3200

Structural Engineer
ODEH ENGINEERS
1223 Mineral Spring Ave
North Providence, RI 02904
401-724-1771

Civil Engineer
WESTON & SAMPSON
1 Winners Circle, Suite 130
Albany, NY 12205
518-463-4400

Roof Consultant
WATSKY ASSOCIATES INC.
20 Madison Ave
Valhalla, NY 10595
914-948-3450

Acoustic Consultant
DP DESIGN
12 Cold Spring Street
Providence, RI
401-861-3218

AV Consultant
CAVANAUGH TOCCI
327 F Boston Post Road
Sudbury, MA 01776-3027
978-443-7871

SED #: 6618-0001-0005-032

PROJECT

Rye City School District

555 Theodore Fremd Ave, Rye, NY 10580

Rye High School & Middle School

1 Parsons Street, Rye, New York 10580

FURNITURE SCHEDULE MS iLAB

PROJECT 2

SEAL & SIGNATURE

DATE: 08/07/20
PROJECT No: 9200
DRAWING BY: Author
CHK BY: Checker
DWG No:
A2-904

FURNITURE SCHEDULE ILAB 2

ROOM NUMBER	ROOM NUMBER	TYPE MARK	PRODUCT TYPE	MANUFACTURER	QTY	PRODUCT CODE	FINISHES	FINISH 2	COMMENTS	IMAGE
149	Learning Commons	OTT.01	Roker Ott	Norvanivel	5	11-SG067	Chambray Neo Citron			
149C	SGR	OTT.01	Roker Ott	Norvanivel	2	11-SG067	Chambray Neo Citron			
149	Learning Commons	OTT.02	Roker Ott	Norvanivel	3	11-SG067	EDG- 1857 Edgeline Vinyl Atlantic			
149C	SGR	OTT.02	Roker Ott	Norvanivel	1	11-SG067	EDG- 1857 Edgeline Vinyl Atlantic			
149 A	SEMINAR ROOM	TS.04	C Table	KI	2	Space Chicken	whiteboard			
149 B	Learning Studio	TS.08	Kite table	KI	6	KTK25-TSI	whiteboard			
149	Learning Commons	TS.09	Curve Perch table	Norvanivel	4	10-T0170-35" W	whiteboard		34" Height	
149	Learning Commons	TS.10	Straight Perch tb	Norvanivel	2	10-TT0175-3 5"W	whiteboard			
149	Learning Commons	TS.11	Conclave half table	Norvanivel	4	Low Kite 750 Semi Circle	whiteboard			
149	Learning Commons	TS.12	Conclave retangular tb	Norvanivel	6	10-T0175-35" W	whiteboard			
149	Learning Commons	TS.13	Plectrum table	Norvanivel	3	10--T0265-35 "W	whiteboard			
149	Learning Commons	TS.14	Mini mobile	Muzo	1	Mini Mobile Circle 1050	whiteboard			
149 B	Learning Studio	TS.14	Mini mobile	Muzo	1	Mini Mobile Circle 1050	whiteboard			
149C	SGR	TS.14	Mini mobile	Muzo	1	Mini Mobile Circle 1050	whiteboard			
149	Learning Commons	TS.15	Mini mobile Crescent	Muzo	1	Mini Mobile Crescent Top 1050	whiteboard			
149 B	Learning Studio	TS.15	Collaborative Table	Muzo	1	Mini Mobile Crescent Top 1050	whiteboard			
149 B	Learning Studio	TS.16	Tri-Union table	VS	2	01476	whiteboard Writeable top			

FURNITURE SCHEDULE ILAB 2

ROOM NUMBER	ROOM NUMBER	TYPE MARK	PRODUCT TYPE	MANUFACTURER	QTY	PRODUCT CODE	FINISHES	FINISH 2	COMMENTS	IMAGE
149	Learning Commons	TS.18	Toggle Hight adj table	KI	2		whiteboard Writeable top			

NOTE:

BY OWNER. THIS DRAWING IS FOR COORDINATION PURPOSES ONLY

GENERAL NOTE:

PHOTOS ARE FOR REFERENCE ONLY, AND SHOULD NOT INDICATE EXACT FINISH SPECIFICATIONS, QUANTITY, AND ACCESSORIES.

FURNITURE SCHEDULE FOR REFERENCE PURPOSES ONLY. ALL FURNITURE FURNISHED AND INSTALLED BY OWNER. SEE COMMENTS FOR COORDINATION.

Revision Schedule

No.	Description	Date
1	SED SUBMISSION	09/15/2020
3	ISSUED FOR BID	01/19/2021

Geddis Architects

Architecture. Planning. Interiors

71 Old Post Road
P.O. Box 1020
Southport, CT 06890
(203) 256-8700

Fielding International

Transforming Education by Design

259 Water Street Suite 1L
Warren , RI 02885 USA
+1 401-289-2789

BARILE GALLAGHER & ASSOCIATES

CONSULTING ENGINEERS

39 MARBLE AVENUE PLEASANTVILLE, NY 10570
914.328.6060 General@BGA-Eng.com www.BGA-Eng.com

Construction Manager
SAVIN ENGINEERS, P.C.
3 Campus Drive
Pleasantville, NY 10570
914-769-3200

Structural Engineer
ODEH ENGINEERS
1223 Mineral Spring Ave
North Providence, RI 02904
401-724-1771

Civil Engineer
WESTON & SAMPSON
1 Winners Circle, Suite 130
Albany, NY 12205
518-463-4400

Roof Consultant
WATSKY ASSOCIATES INC.
20 Madison Ave
Valhalla, NY 10595
914-948-3450

Acoustic Consultant
DP DESIGN
12 Cold Spring Street
Providence, RI
401-861-3218

AV Consultant
CAVANAUGH TOCCI
327 F Boston Post Road
Sudbury, MA 01776-3027
978-443-7871

SED #: 6618-0001-0005-032

PROJECT

Rye City School District

555 Theodore Fremd Ave, Rye, NY 10580

Rye High School & Middle School

1 Parsons Street, Rye, New York 10580

FURNITURE SCHEDULE MS iLAB

PROJECT 2

SEAL & SIGNATURE

DATE: 08/10/20
PROJECT No: 9200
DRAWING BY: Author
CHK BY: Checker
DWG No:
A2-905

CUSTOM FURNITURE SCHEDULE MS iLAB

ROOM NUMBER	ROOM NAME	PRODUCT TYPE	TYPE MARK	QTY	MANUFACTURER	PRODUCT CODE	FINISH	COMMENT	IMAGE
149B	LEARNING STUDIO	TALL STORAGE WALL CABINET WITH STORAGE CART A AND B	MLD.08	1	MILDER	CUSTOM	CLEAR FINISH	MARKERBOARD DOORS	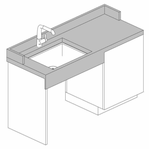
149B	LEARNING STUDIO	STORAGE CART A	MLD.09	1	MILDER	CUSTOM	CLEAR FINISH	NETS INTO TALL STORAGE WALL CABINET	
149B	LEARNING STUDIO	STORAGE CART B	MLD.13	4	MILDER	CUSTOM	CLEAR FINISH	NETS INTO TALL STORAGE WALL CABINET	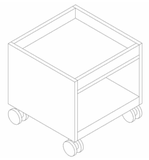
149B	LEARNING STUDIO	TALL STORAGE WALL CABINET WITH STORAGE CART B	MLD.14	1	MILDER	CUSTOM	CLEAR FINISH	MARKERBOARD DOORS	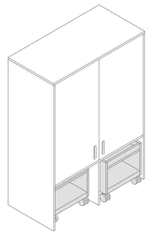
314	LEARNING COMMON S	SINK CABINET MS ILAB	MLD.20	1	MILDER	CUSTOM	CLEAR FINISH	GC TO PROVIDE COUNTER TOP AND SINK	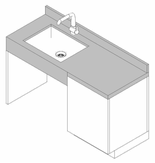
149	LEARNING COMMON S	TEACHER LECTERN XTRA	MLD.01	2	MILDER	CUSTOM	CLEAR FINISH		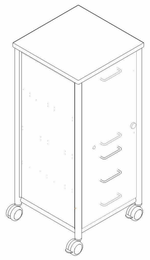
149B	LEARNING STUDIO	TEACHER LECTERN XTRA	MLD.01	1	MILDER	CUSTOM	CLEAR FINISH		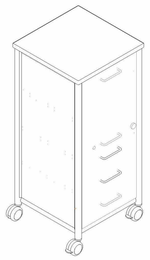

NOTE:

BY OWNER. THIS DRAWING IS FOR COORDINATION PURPOSES ONLY

GENERAL NOTE:

PHOTOS ARE FOR REFERENCE ONLY, AND SHOULD NOT INDICATE EXACT FINISH SPECIFICATIONS, QUANTITY, AND ACCESSORIES.

FINISH FOR CUSTOM FURNITURE BY OWNER. LISTED FOR REFERENCE ONLY.

Revision Schedule

No.	Description	Date
3	ISSUED FOR BID	01/19/2021

Geddis Architects

Architecture. Planning. Interiors

71 Old Post Road
P.O. Box 1020
Southport, CT 06890
(203) 256-8700

Fielding International

Transforming Education by Design

259 Water Street Suite 1L
Warren , RI 02885 USA
+1 401-289-2789

BARILE GALLAGHER & ASSOCIATES

CONSULTING ENGINEERS

39 MARBLE AVENUE PLEASANTVILLE, NY 10570
914.328.6060 General@BGA-Eng.com www.BGA-Eng.com

Construction Manager
SAVIN ENGINEERS, P.C.
3 Campus Drive
Pleasantville, NY 10570
914-769-3200

Structural Engineer
ODEH ENGINEERS
1223 Mineral Spring Ave
North Providence, RI 02904
401-724-1771

Civil Engineer
WESTON & SAMPSON
1 Winners Circle, Suite 130
Albany, NY 12205
518-463-4400

Roof Consultant
WATSKY ASSOCIATES INC.
20 Madison Ave
Valhalla, NY 10595
914-948-3450

Acoustic Consultant
DP DESIGN
12 Cold Spring Street
Providence, RI
401-861-3218

AV Consultant
CAVANAUGH TOCCI
327 F Boston Post Road
Sudbury, MA 01776-3027
978-443-7871

SED #: 6618-0001-0005-032

PROJECT

Rye City School District

555 Theodore Fremd Ave, Rye, NY 10580

Rye High School & Middle School

1 Parsons Street, Rye, New York 10580

FURNITURE SCHEDULE MS iLAB

PROJECT 2

SEAL & SIGNATURE

DATE: 10/30/20
PROJECT No: 9200
DRAWING BY: Author
CHK BY: Checker
DWG No:
A2-906

FURNITURE SCHEDULE HS ENTRY										
ROOM NUMBER	ROOM NAME	TYPE MARK	PRODUCT TYPE	MANUFACTURER	QTY	PRODUCT CODE	FINISHES	FINISH 2	COMMENTS	IMAGE
103	SECURITY	CT.03			1	Bindu				

NOTE:

BY OWNER. THIS DRAWING IS FOR COORDINATION PURPOSES ONLY

GENERAL NOTE:

PHOTOS ARE FOR REFERENCE ONLY, AND SHOULD NOT INDICATE EXACT FINISH SPECIFICATIONS, QUANTITY, AND ACCESSORIES.

FURNITURE SCHEDULE FOR REFERENCE PURPOSES ONLY. ALL FURNITURE FURNISHED AND INSTALLED BY OWNER. SEE COMMENTS FOR COORDINATION.

Revision Schedule

No.	Description	Date
3	ISSUED FOR BID	01/19/2021

Geddis Architects

Architecture. Planning. Interiors

71 Old Post Road
P.O. Box 1020
Southport, CT 06890
(203) 256-8700

Fielding International

Transforming Education by Design

259 Water Street Suite 1L
Warren , RI 02885 USA
+1 401-289-2789

BARILE GALLAGHER & ASSOCIATES

CONSULTING ENGINEERS

39 MARBLE AVENUE PLEASANTVILLE, NY 10570
914.328.6060 General@BGA-Eng.com www.BGA-Eng.com

Construction Manager
SAVIN ENGINEERS, P.C.
3 Campus Drive
Pleasantville, NY 10570
914-769-3200

Structural Engineer
ODEH ENGINEERS
1223 Mineral Spring Ave
North Providence, RI 02904
401-724-1771

Civil Engineer
WESTON & SAMPSON
1 Winners Circle, Suite 130
Albany, NY 12205
518-463-4400

Roof Consultant
WATSKY ASSOCIATES INC.
20 Madison Ave
Valhalla, NY 10595
914-948-3450

Acoustic Consultant
DP DESIGN
12 Cold Spring Street
Providence, RI
401-861-3218

AV Consultant
CAVANAUGH TOCCI
327 F Boston Post Road
Sudbury, MA 01776-3027
978-443-7871

SED #: 6618-0001-0005-032

PROJECT

Rye City School District

555 Theodore Fremd Ave, Rye, NY 10580

Rye High School & Middle School

1 Parsons Street, Rye, New York 10580

FURNITURE SCHEDULE HS ENTRY

PROJECT 1

SEAL & SIGNATURE

DATE: 01/12/21
PROJECT No: 9200
DRAWING BY: Author
CHK BY: Checker
DWG No:
A2-907

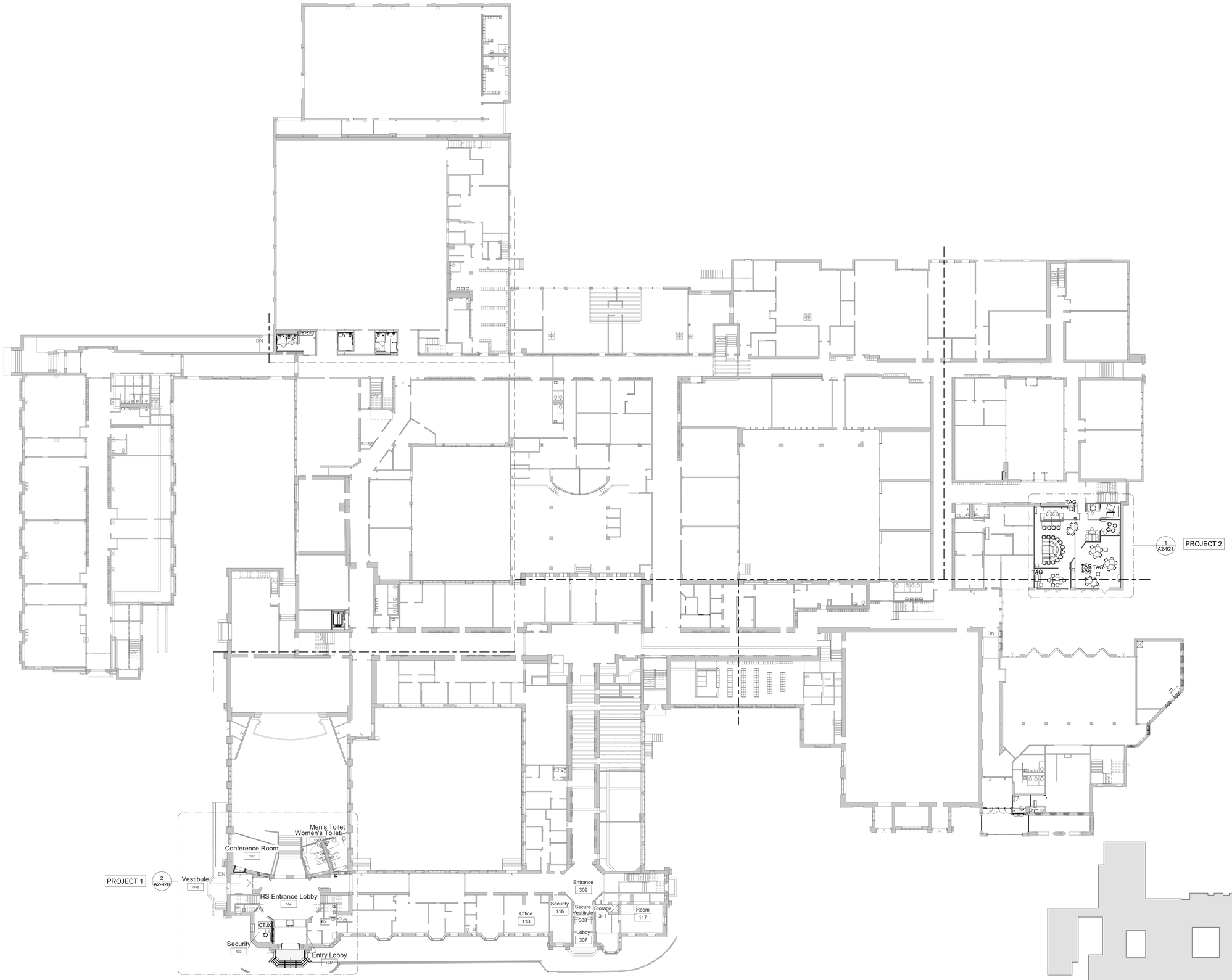

1 FIrst Floor Furniture Plan - Phase 2

SCALE: 1" = 20'-0"

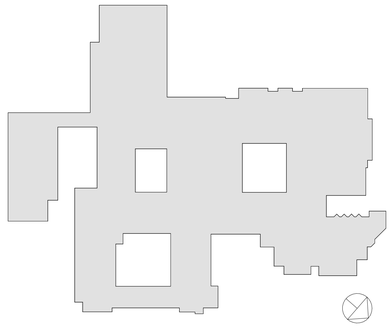

RYE HIGH SCHOOL & MIDDLE SCHOOL KEY PLAN

1" = 100'

Revision Schedule

No.	Description	Date
1	SED SUBMISSION	09/15/2020
3	ISSUED FOR BID	01/19/2021

Geddis Architects

Architecture. Planning. Interiors

71 Old Post Road
P.O. Box 1020
Southport, CT 06890
(203) 256-8700

Fielding International

Transforming Education by Design

259 Water Street Suite 1L
Warren , RI 02885 USA
+1 401-289-2789

BARILE GALLAGHER & ASSOCIATES

CONSULTING ENGINEERS

39 MARBLE AVENUE PLEASANTVILLE, NY 10570
914.328.6060 General@BGA-Eng.com www.BGA-Eng.com

Construction Manager
SAVIN ENGINEERS, P.C.
3 Campus Drive
Pleasantville, NY 10570
914-769-3200

Structural Engineer
ODEH ENGINEERS
1223 Mineral Spring Ave
North Providence, RI 02904
401-724-1771

Civil Engineer
WESTON & SAMPSON
1 Winners Circle, Suite 130
Albany, NY 12205
518-463-4400

Roof Consultant
WATSKY ASSOCIATES INC.
20 Madison Ave
Valhalla, NY 10595
914-948-3450

Acoustic Consultant
DP DESIGN
12 Cold Spring Street
Providence, RI
401-861-3218

AV Consultant
CAVANAUGH TOCCI
327 F Boston Post Road
Sudbury, MA 01776-3027
978-443-7871

SED #: 6618-0001-0005-032

PROJECT

Rye City School District

555 Theodore Fremd Ave, Rye, NY 10580

Rye High School & Middle School

1 Parsons Street, Rye, New York 10580

FIRST FLOOR FURNITURE PLAN

PROJECT 1 & 2

SEAL & SIGNATURE

DATE: 08/03/20
PROJECT No: 9200
DRAWING BY: Author
CHK BY: Checker
DWG No: A2-910

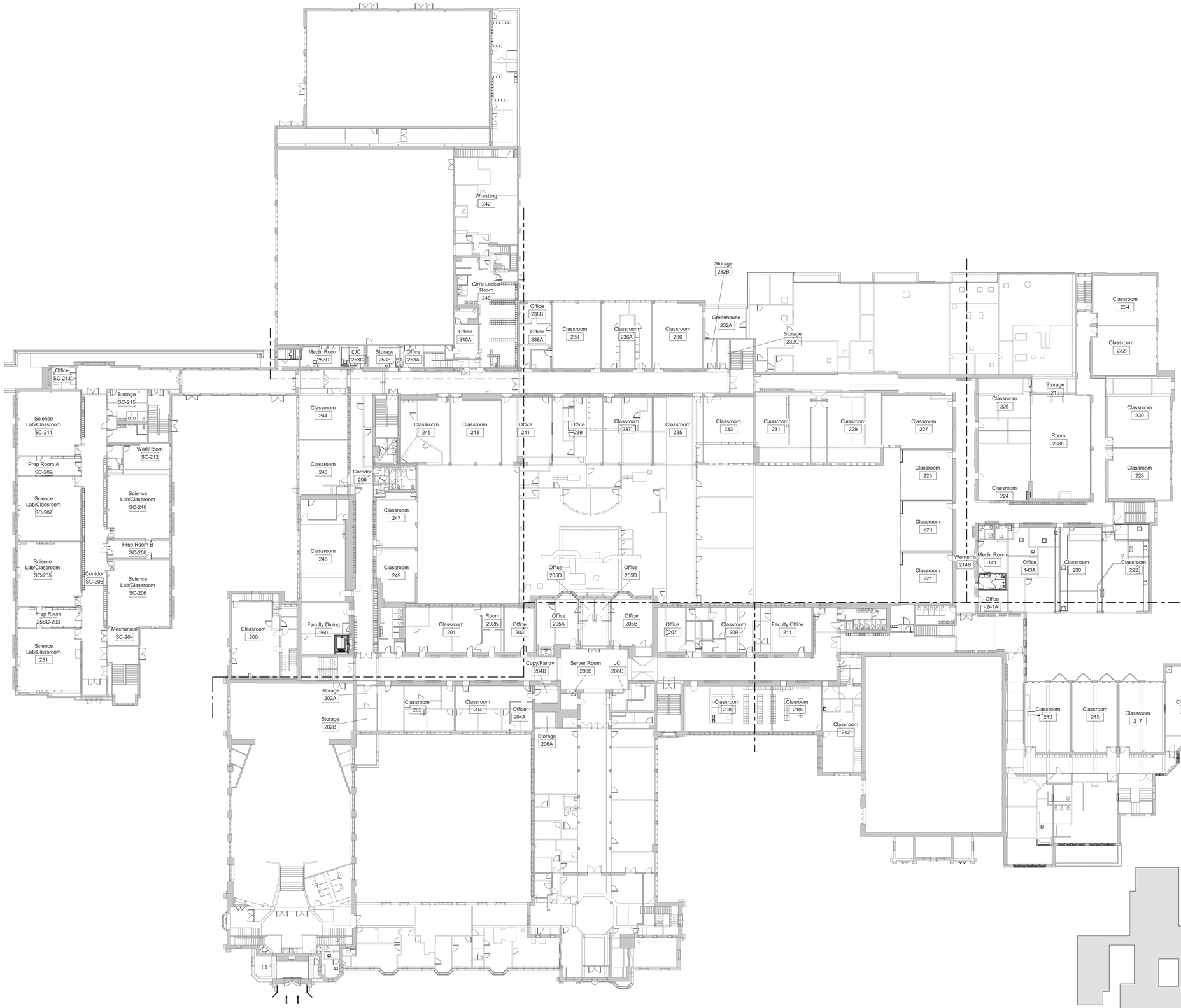

1 Second Floor Furniture Plan

SCALE: 1" = 20'-0"

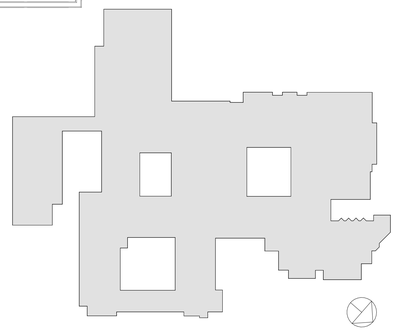

RYE HIGH SCHOOL & MIDDLE SCHOOL KEY PLAN

1" = 100'

Revision Schedule		
No.	Description	Date
1	SED SUBMISSION	09/15/2020
3	ISSUED FOR BID	01/19/2021

Geddis Architects

Architecture. Planning. Interiors

71 Old Post Road
P.O. Box 1020
Southport, CT 06890
(203) 256-8700

Fielding International

Transforming Education by Design

259 Water Street Suite 1L
Warren , RI 02885 USA
+1 401-289-2789

BARILE GALLAGHER & ASSOCIATES

CONSULTING ENGINEERS

39 MARBLE AVENUE PLEASANTVILLE, NY 10570
914.328.6060 General@BGA-Eng.com www.BGA-Eng.com

Construction Manager
SAVIN ENGINEERS, P.C.
3 Campus Drive
Pleasantville, NY 10570
914-769-3200

Structural Engineer
ODEH ENGINEERS
1223 Mineral Spring Ave
North Providence, RI 02904
401-724-1771

Civil Engineer
WESTON & SAMPSON
1 Winners Circle, Suite 130
Albany, NY 12205
518-463-4400

Roof Consultant
WATSKY ASSOCIATES INC.
20 Madison Ave
Valhalla, NY 10595
914-948-3450

Acoustic Consultant
DP DESIGN
12 Cold Spring Street
Providence, RI
401-861-3218

AV Consultant
CAVANAUGH TOCCI
327 F Boston Post Road
Sudbury, MA 01776-3027
978-443-7871

SED #: 6618-0001-0005-032

PROJECT

Rye City School District

555 Theodore Fremd Ave, Rye, NY 10580

Rye High School & Middle School

1 Parsons Street, Rye, New York 10580

SECOND FLOOR FURNITURE PLAN

Approver

SEAL & SIGNATURE

DATE: 08/03/20
PROJECT No: 9200
DRAWING BY: Author
CHK BY: Checker
DWG No:
A2-911

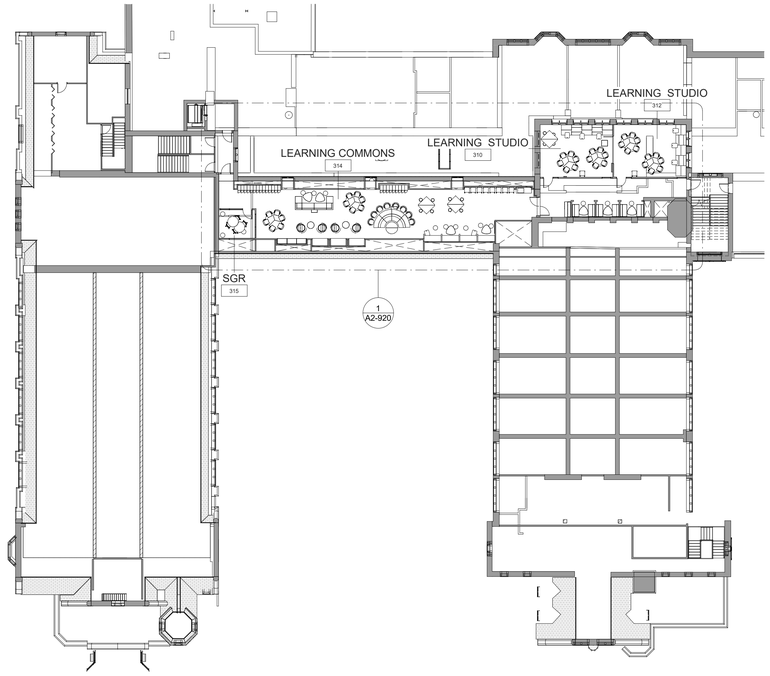

1 Third Floor Floor Furniture Plan - Phase 2

SCALE: 1" = 20'-0"

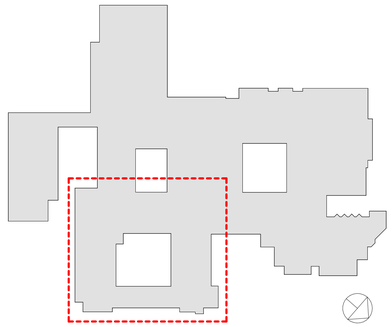

RYE HIGH SCHOOL & MIDDLE SCHOOL KEY PLAN

1" = 100'

Revision Schedule

No.	Description	Date
1	SED SUBMISSION	09/15/2020
3	ISSUED FOR BID	01/19/2021

Geddis Architects

Architecture. Planning. Interiors

71 Old Post Road
P.O. Box 1020
Southport, CT 06890
(203) 256-8700

Fielding International

Transforming Education by Design

259 Water Street Suite 1L
Warren , RI 02885 USA
+1 401-289-2789

BARILE GALLAGHER & ASSOCIATES

CONSULTING ENGINEERS

39 MARBLE AVENUE PLEASANTVILLE, NY 10570
914.328.6060 General@BGA-Eng.com www.BGA-Eng.com

Construction Manager
SAVIN ENGINEERS, P.C.
3 Campus Drive
Pleasantville, NY 10570
914-769-3200

Structural Engineer
ODEH ENGINEERS
1223 Mineral Spring Ave
North Providence, RI 02904
401-724-1771

Civil Engineer
WESTON & SAMPSON
1 Winners Circle, Suite 130
Albany, NY 12205
518-463-4400

Roof Consultant
WATSKY ASSOCIATES INC.
20 Madison Ave
Valhalla, NY 10595
914-948-3450

Acoustic Consultant
DP DESIGN
12 Cold Spring Street
Providence, RI
401-861-3218

AV Consultant
CAVANAUGH TOCCI
327 F Boston Post Road
Sudbury, MA 01776-3027
978-443-7871

SED #: 6618-0001-0005-032

PROJECT

Rye City School District

555 Theodore Fremd Ave, Rye, NY 10580

Rye High School & Middle School

1 Parsons Street, Rye, New York 10580

THIRD FLOOR FURNITURE PLAN

PROJECT 3

SEAL & SIGNATURE

DATE: 08/03/20
PROJECT No: 9200
DRAWING BY: Author
CHK BY: Checker
DWG No:
A2-912

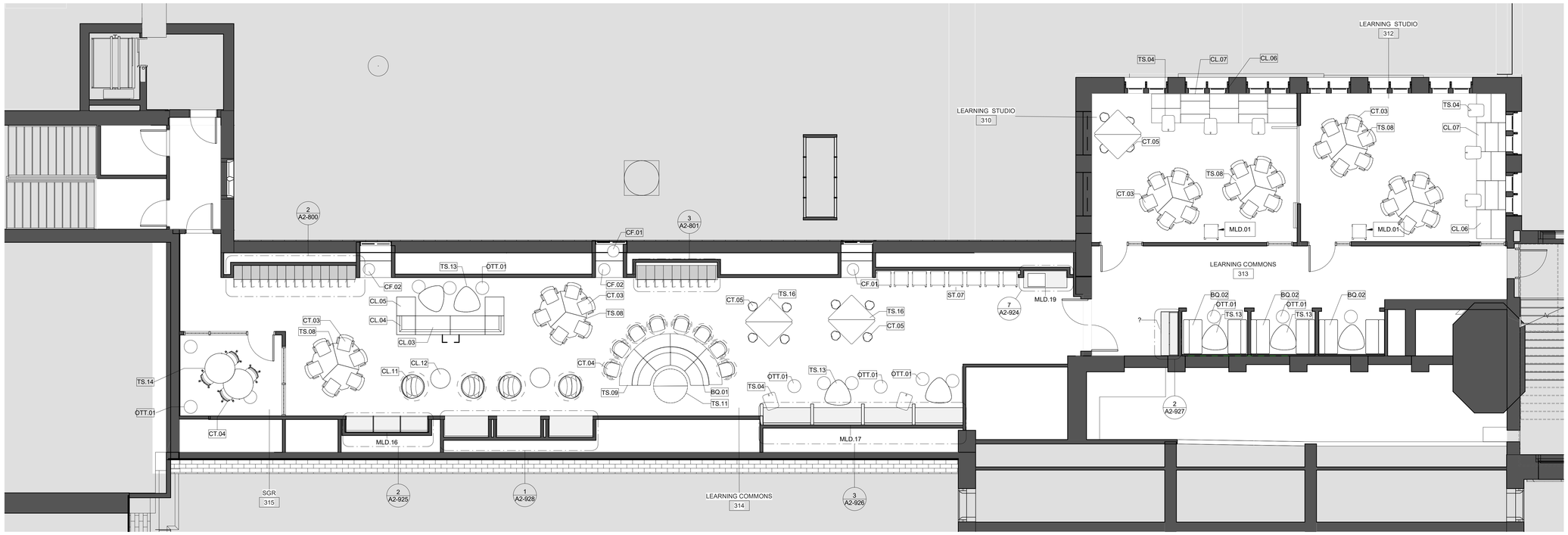

PROJECT 3

1 Third Floor Furniture Plan

SCALE: 3/16" = 1'-0"

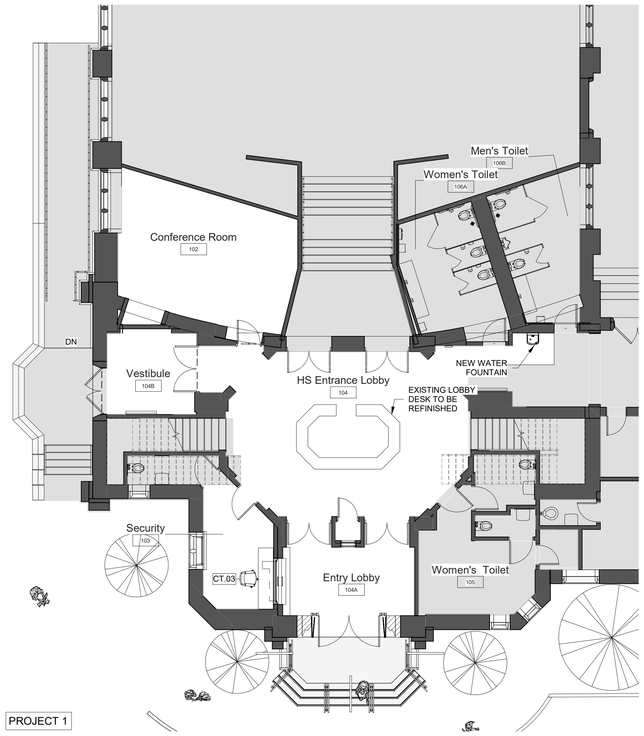

PROJECT 1

2 High School Entrance Furniture Plan

SCALE: 1/8" = 1'-0"

FURNITURE LEGEND:

- FIXED FURNITURE
- LOOSE FURNITURE IDENTIFIED IN THE SCHEDULE
- BUILT IN LOCKERS

NOTE:

BY OWNER. THIS DRAWING IS FOR COORDINATION PURPOSES ONLY

AREA NOT IN SCOPE

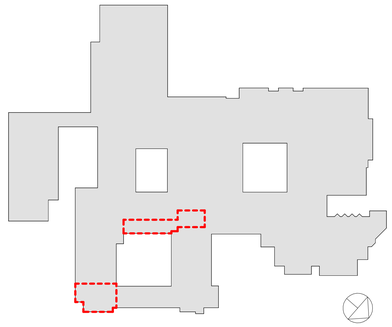

RYE HIGH SCHOOL & MIDDLE SCHOOL KEY PLAN

1" = 100'

Revision Schedule

No.	Description	Date
1	SED SUBMISSION	09/15/2020
3	ISSUED FOR BID	01/19/2021

Geddis Architects

Architecture. Planning. Interiors

71 Old Post Road
P.O. Box 1020
Southport, CT 06890
(203) 256-8700

Fielding International

Transforming Education by Design

259 Water Street Suite 1L
Warren , RI 02885 USA
+1 401-289-2789

BARILE GALLAGHER & ASSOCIATES

CONSULTING ENGINEERS

39 MARBLE AVENUE PLEASANTVILLE, NY 10570
914.328.6060 General@BGA-Eng.com www.BGA-Eng.com

Construction Manager
SAVIN ENGINEERS, P.C.
3 Campus Drive
Pleasantville, NY 10570
914-769-3200

Structural Engineer
ODEH ENGINEERS
1223 Mineral Spring Ave
North Providence, RI 02904
401-724-1771

Civil Engineer
WESTON & SAMPSON
1 Winners Circle, Suite 130
Albany, NY 12205
518-463-4400

Roof Consultant
WATSKY ASSOCIATES INC.
20 Madison Ave
Valhalla, NY 10595
914-948-3450

Acoustic Consultant
DP DESIGN
12 Cold Spring Street
Providence, RI
401-861-3218

AV Consultant
CAVANAUGH TOCCI
327 F Boston Post Road
Sudbury, MA 01776-3027
978-443-7871

SED #: 6618-0001-0005-032

PROJECT

Rye City School District

555 Theodore Fremd Ave, Rye, NY 10580

Rye High School & Middle School

1 Parsons Street, Rye, New York 10580

FURNITURE FLOOR PLAN - THIRD FLOOR LEARNING COMMUNITY & HS ENTRANCE

PROJECT 1 & 3

SEAL & SIGNATURE

DATE: 04/10/20
PROJECT No: 9200
DRAWING BY: Author
CHK BY: Checker
DWG No:
A2-920

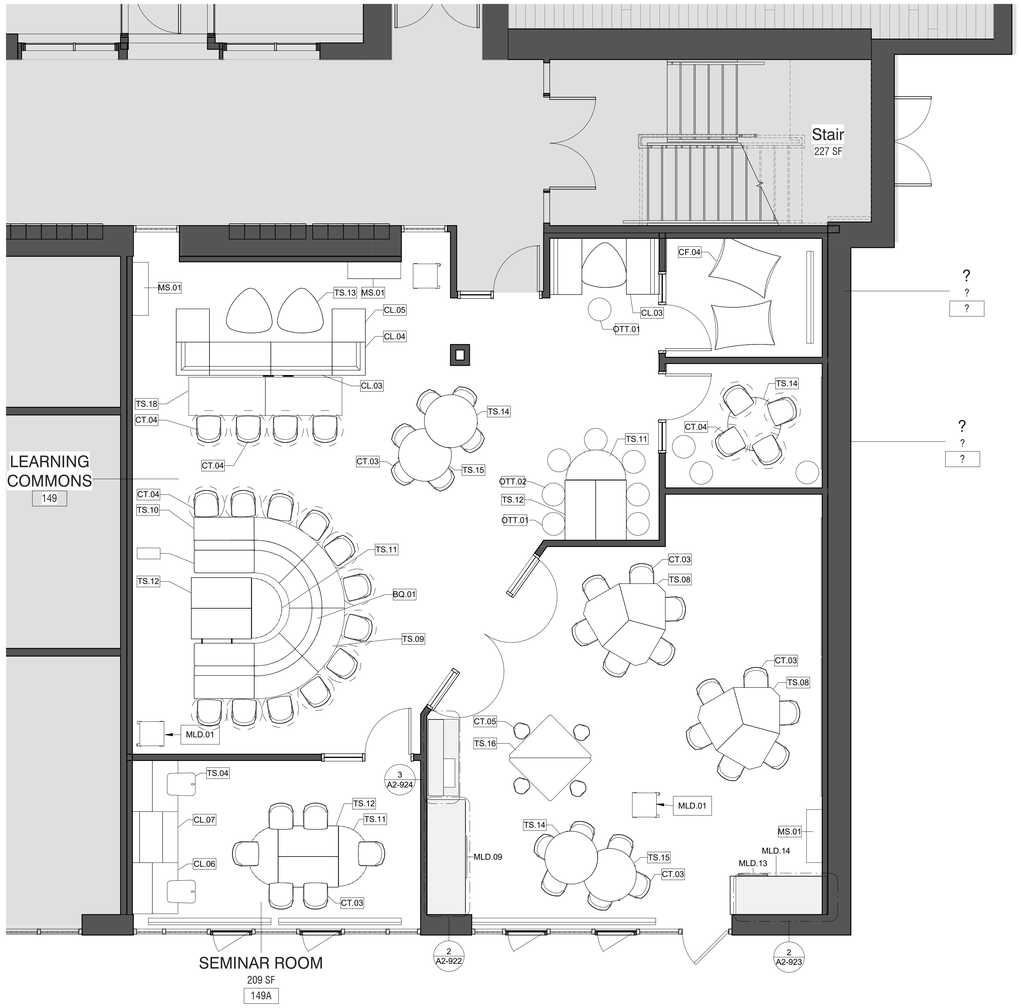

1 Middle School iLab Furniture Plan

SCALE: 1/4" = 1'-0"

NOTE:

BY OWNER. THIS DRAWING IS FOR COORDINATION PURPOSES ONLY

FURNITURE LEGEND:

- FIXED FURNITURE
- LOOSE FURNITURE IDENTIFIED IN THE SCHEDULE
- BUILT IN LOCKERS

AREA NOT IN SCOPE

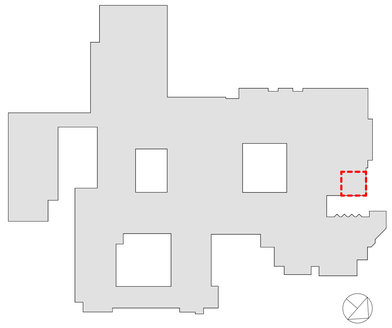

RYE HIGH SCHOOL & MIDDLE SCHOOL KEY PLAN

1" = 100'

Revision Schedule

No.	Description	Date
1	SED SUBMISSION	09/15/2020
3	ISSUED FOR BID	01/19/2021

Geddis Architects

Architecture. Planning. Interiors

71 Old Post Road
P.O. Box 1020
Southport, CT 06890
(203) 256-8700

Fielding International

Transforming Education by Design

259 Water Street Suite 1L
Warren , RI 02885 USA
+1 401-289-2789

BARILE GALLAGHER & ASSOCIATES

CONSULTING ENGINEERS

39 MARBLE AVENUE PLEASANTVILLE, NY 10570
914.328.6060 General@BGA-Eng.com www.BGA-Eng.com

Construction Manager
SAVIN ENGINEERS, P.C.
3 Campus Drive
Pleasantville, NY 10570
914-769-3200

Structural Engineer
ODEH ENGINEERS
1223 Mineral Spring Ave
North Providence, RI 02904
401-724-1771

Civil Engineer
WESTON & SAMPSON
1 Winners Circle, Suite 130
Albany, NY 12205
518-463-4400

Roof Consultant
WATSKY ASSOCIATES INC.
20 Madison Ave
Valhalla, NY 10595
914-948-3450

Acoustic Consultant
DP DESIGN
12 Cold Spring Street
Providence, RI
401-861-3218

AV Consultant
CAVANAUGH TOCCI
327 F Boston Post Road
Sudbury, MA 01776-3027
978-443-7871

SED #: 6618-0001-0005-032

PROJECT

Rye City School District

555 Theodore Fremd Ave, Rye, NY 10580

Rye High School & Middle School

1 Parsons Street, Rye, New York 10580

FURNITURE FLOOR PLAN - MS iLAB

PROJECT 2

SEAL & SIGNATURE

DATE: 06/30/20
PROJECT No: 9200
DRAWING BY: Author
CHK BY: Checker
DWG No: A2-921

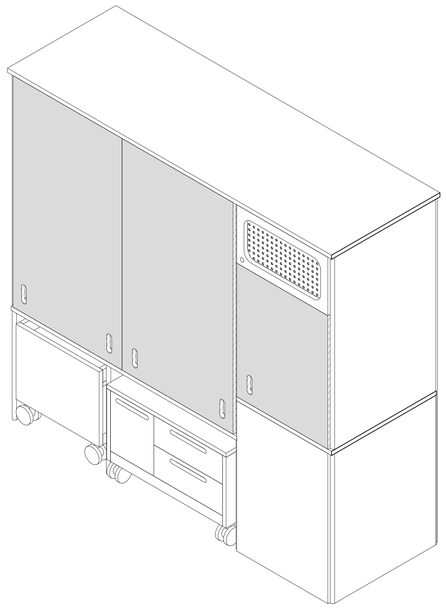

1 Tall Storage with Mobile Carts A - Axon
SCALE:

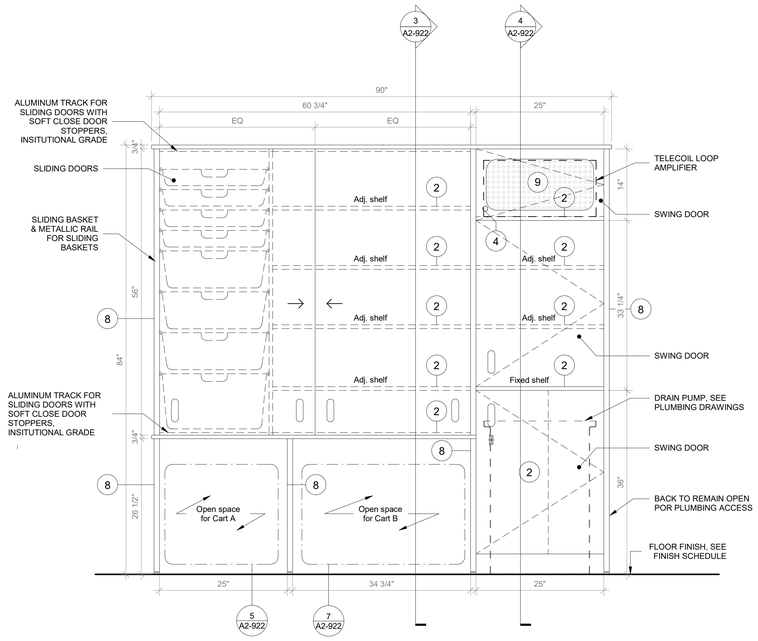

2 Tall Storage with Mobile Carts A - Front view
SCALE: 1" = 1'-0"

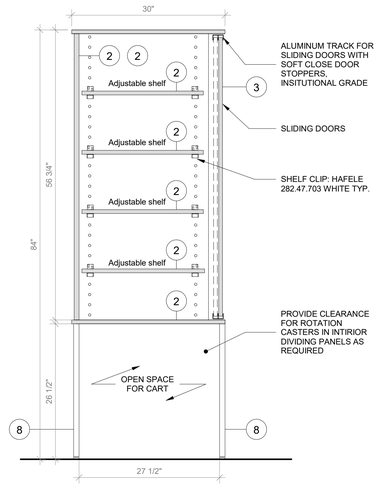

3 Tall Storage with Mobile Carts - Section A
SCALE: 1" = 1'-0"

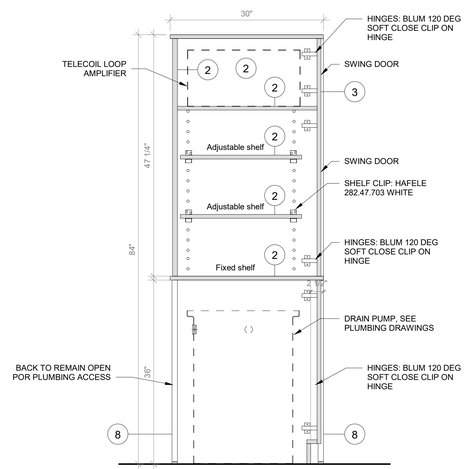

4 Tall Storage with Mobile Carts - Section B
SCALE: 1" = 1'-0"

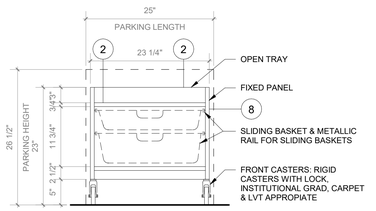

5 Cart A - Front View
SCALE: 1" = 1'-0"

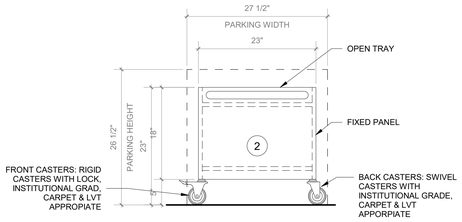

6 Cart A - Side View
SCALE: 1" = 1'-0"

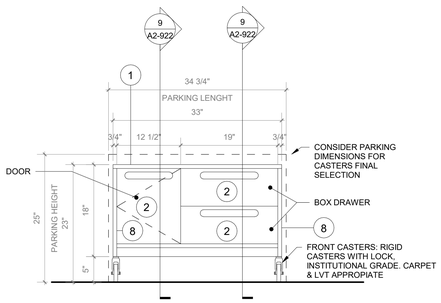

7 Cart B - Front View
SCALE: 1" = 1'-0"

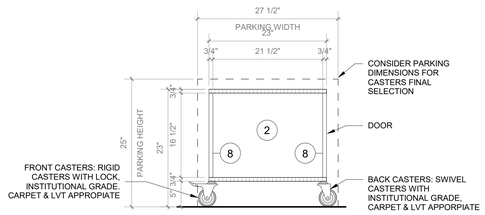

8 Cart B - Section A
SCALE: 1" = 1'-0"

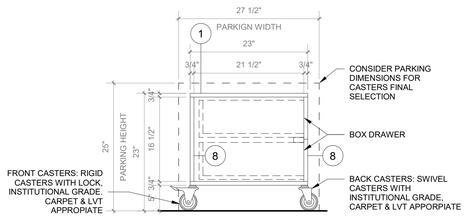

9 Cart B - Section B
SCALE: 1" = 1'-0"

NOTE:

GC TO PROVIDE BLOCKING FOR OWNER-SUPPLIED CASEGOODS. DRAWINGS IN 900 SERIES AND ON THIS SHEET PROVIDED IN GC DRAWING SET FOR COORDINATION PURPOSES ONLY.

GENERAL NOTES:

1. CASEGOODS CONTRACTOR TO PROVIDE STAMPED SHOP DRAWINGS TO ARCHITECT FOR APPROVAL PRIOR TO BUILDING ANY PART OF CUSTOM FURNISHINGS.
2. FOR ALL OWNER-SUPPLIED CASEGOODS, COORDINATE WITH ARCHITECT TO OBTAIN TEMPLATES AND HOLD DIMENSIONS AS NOTED FOR EACH ITEM

CASEGOODS AND CUSTOM FURNISHINGS FINISH NOTES:

1. SS-2 - CORIAN SOLID SURFACE AT COUNTERTOP AND BACKSPLASH; COLOR: SILVER BIRCH.
2. PLYFF-1 - 18mm PRE-FINISHED BALTIC BIRCH PLYWOOD WITH CLEAR, NON-YELLOWING UV FINISH; EXPOSED EDGES, SANDED SMOOTH AND CLEAR FINISHED. PROVIDE SAMPLE TO ARCHITECT FOR APPROVAL PRIOR TO ORDERING.
3. PLYFF-2 - 18mm PRE-FINISHED BALTIC BIRCH PLYWOOD WITH WILSONART 1573 MARKERBOARD FROSTY WHITE PLASTIC LAMINATE ON TAG SIDE; CLEAR, NON-YELLOWING UV FINISH ON OPPOSITE SIDE; EXPOSED EDGES, SANDED SMOOTH AND CLEAR FINISHED. PROVIDE SAMPLE TO ARCHITECT FOR APPROVAL.
4. 1" DIA. CUTOUT DOOR FINGER PULL.
5. SURFACE-RECESSED OUTLET: ECA COVE LG DUPLEX WITH DAISY CHAIN; MODEL COV-LG-2U-4-1-S.
6. UNDERMOUNT OUTLET: ECA SANDBAR WITH DATA JACKS AND DAISY CHAIN; MODEL 84 SBS-S-1111.
7. CORD DROP CUTOUT.
8. VERTICAL SUPPORT AND PIPE HINGE: 1 1/16" OD ALUMINUM TUBING; BRUSHED CLEAR ANODIZED.
9. METALLIC PERFORATED PANEL
10. LINOLEUM BY FORBO IN SHEET. COLOR TBD.
11. WM2 - LED TAPE LIGHTING, SEE CEILING FIXTURE LEGEND.

NOTE:

BY OWNER. THIS DRAWING IS FOR COORDINATION PURPOSES ONLY

Revision Schedule

No.	Description	Date
1	SED SUBMISSION	09/15/2020
3	ISSUED FOR BID	01/19/2021

Geddis Architects
Architecture. Planning. Interiors
71 Old Post Road
P.O. Box 1020
Southport, CT 06890
(203) 256-8700

Fielding International
Transforming Education by Design
259 Water Street Suite 1L
Warren , RI 02885 USA
+1 401-289-2789

BARILE GALLAGHER & ASSOCIATES
CONSULTING ENGINEERS
39 MARBLE AVENUE PLEASANTVILLE, NY 10570
914.328.6060 General@BGA-Eng.com www.BGA-Eng.com

Construction Manager
SAVIN ENGINEERS, P.C.
3 Campus Drive
Pleasantville, NY 10570
914-769-3200

Structural Engineer
ODEH ENGINEERS
1223 Mineral Spring Ave
North Providence, RI 02904
401-724-1771

Civil Engineer
WESTON & SAMPSON
1 Winners Circle, Suite 130
Albany, NY 12205
518-463-4400

Roof Consultant
WATSKY ASSOCIATES INC.
20 Madison Ave
Valhalla, NY 10595
914-948-3450

Acoustic Consultant
DP DESIGN
12 Cold Spring Street
Providence, RI
401-861-3218

AV Consultant
CAVANAUGH TOCCI
327 F Boston Post Road
Sudbury, MA 01776-3027
978-443-7871

SED #: 6618-0001-0005-032

PROJECT
Rye City School District
555 Theodore Fremd Ave, Rye, NY 10580

Rye High School & Middle School
1 Parsons Street, Rye, New York 10580

FURNITURE DETAIL - MS iLAB - TALL CABINET STORAGE WITH MOBILE CARTS A

PROJECT 2

SEAL & SIGNATURE

DATE: 04/15/20
PROJECT No: 9200
DRAWING BY: Author
CHK BY: Checker
DWG No: A2-922

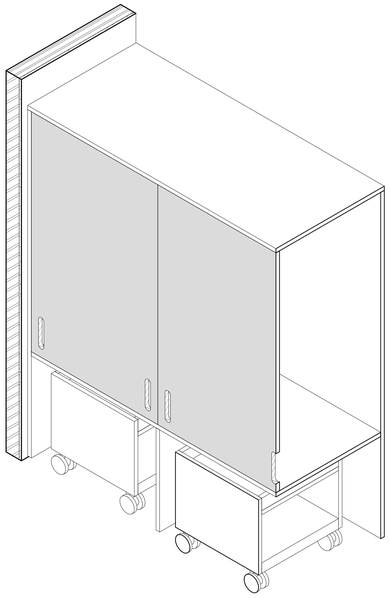

1 Tall Storage with Mobile Carts B - Axon
SCALE:

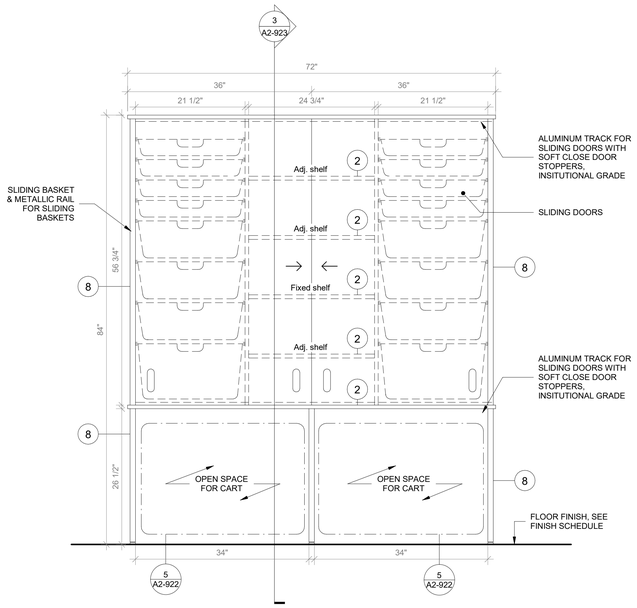

2 Tall Storage with Mobile Carts B - Front View
SCALE: 1" = 1'-0"

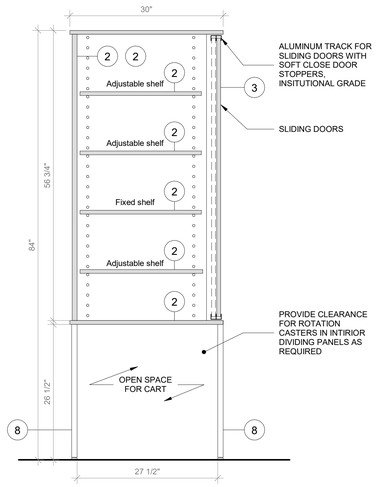

3 Tall Storage with Mobile Carts B - Section A
SCALE: 1" = 1'-0"

NOTE:

GC TO PROVIDE BLOCKING FOR OWNER-SUPPLIED CASEGOODS. DRAWINGS IN 900 SERIES AND ON THIS SHEET PROVIDED IN GC DRAWING SET FOR COORDINATION PURPOSES ONLY.

GENERAL NOTES:

1. CASEGOODS CONTRACTOR TO PROVIDE STAMPED SHOP DRAWINGS TO ARCHITECT FOR APPROVAL PRIOR TO BUILDING ANY PART OF CUSTOM FURNISHINGS.
2. FOR ALL OWNER-SUPPLIED CASEGOODS, COORDINATE WITH ARCHITECT TO OBTAIN TEMPLATES AND HOLD DIMENSIONS AS NOTED FOR EACH ITEM

CASEGOODS AND CUSTOM FURNISHINGS FINISH NOTES:

1. SS-2 - CORIAN SOLID SURFACE AT COUNTERTOP AND BACKSPLASH; COLOR: SILVER BIRCH.
2. PLYFF-1 - 18mm PRE-FINISHED BALTIC BIRCH PLYWOOD WITH CLEAR, NON-YELLOWING UV FINISH; EXPOSED EDGES, SANDED SMOOTH AND CLEAR FINISHED. PROVIDE SAMPLE TO ARCHITECT FOR APPROVAL PRIOR TO ORDERING.
3. PLYFF-2 - 18mm PRE-FINISHED BALTIC BIRCH PLYWOOD WITH WILSONART 1573 MARKERBOARD FROSTY WHITE PLASTIC LAMINATE ON TAG SIDE; CLEAR, NON-YELLOWING UV FINISH ON OPPOSITE SIDE; EXPOSED EDGES, SANDED SMOOTH AND CLEAR FINISHED. PROVIDE SAMPLE TO ARCHITECT FOR APPROVAL.
4. 1" DIA. CUTOUT DOOR FINGER PULL.
5. SURFACE-RECESSED OUTLET: ECA COVE LG DUPLEX WITH DAISY CHAIN; MODEL COV-LG-2U-4-1-S.
6. UNDERMOUNT OUTLET: ECA SANDBAR WITH DATA JACKS AND DAISY CHAIN; MODEL 84 SBS-S-1111.
7. CORD DROP CUTOUT.
8. VERTICAL SUPPORT AND PIPE HINGE: 1 1/16" OD ALUMINUM TUBING; BRUSHED CLEAR ANODIZED.
9. METALLIC PERFORATED PANEL
10. LINOLEUM BY FORBO IN SHEET. COLOR TBD.
11. WM2 - LED TAPE LIGHTING, SEE CEILING FIXTURE LEGEND.

NOTE:

BY OWNER. THIS DRAWING IS FOR COORDINATION PURPOSES ONLY

Revision Schedule

No.	Description	Date
1	SED SUBMISSION	09/15/2020
3	ISSUED FOR BID	01/19/2021

Geddis Architects
Architecture. Planning. Interiors
71 Old Post Road
P.O. Box 1020
Southport, CT 06890
(203) 256-8700

Fielding International
Transforming Education by Design
259 Water Street Suite 1L
Warren , RI 02885 USA
+1 401-289-2789

BARILE GALLAGHER & ASSOCIATES
CONSULTING ENGINEERS
39 MARBLE AVENUE PLEASANTVILLE, NY 10570
914.328.6060 General@BGA-Eng.com www.BGA-Eng.com

Construction Manager
SAVIN ENGINEERS, P.C.
3 Campus Drive
Pleasantville, NY 10570
914-769-3200

Structural Engineer
ODEH ENGINEERS
1223 Mineral Spring Ave
North Providence, RI 02904
401-724-1771

Civil Engineer
WESTON & SAMPSON
1 Winners Circle, Suite 130
Albany, NY 12205
518-463-4400

Roof Consultant
WATSKY ASSOCIATES INC.
20 Madison Ave
Valhalla, NY 10595
914-948-3450

Acoustic Consultant
DP DESIGN
12 Cold Spring Street
Providence, RI
401-861-3218

AV Consultant
CAVANAUGH TOCCI
327 F Boston Post Road
Sudbury, MA 01776-3027
978-443-7871

SED #: 6618-0001-0005-032

PROJECT
Rye City School District
555 Theodore Fremd Ave, Rye, NY 10580

Rye High School & Middle School
1 Parsons Street, Rye, New York 10580

FURNITURE DETAIL - MS iLAB - TALL CABINET STORAGE

PROJECT 2

SEAL & SIGNATURE

DATE: 04/30/20
PROJECT No: 9200
DRAWING BY: Author
CHK BY: Checker
DWG No:
A2-923

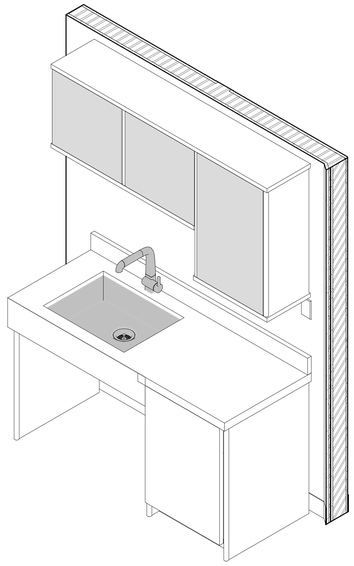

1 Sink Base cabinet - Axon
SCALE:

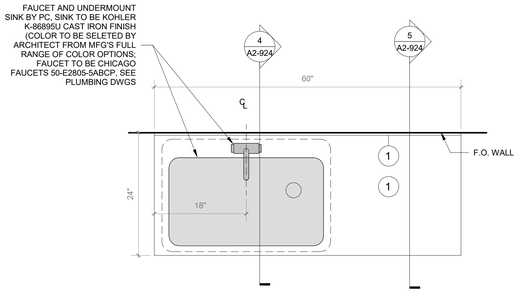

2 Sink Base Cabinet - Floor Plan
SCALE: 1" = 1'-0"

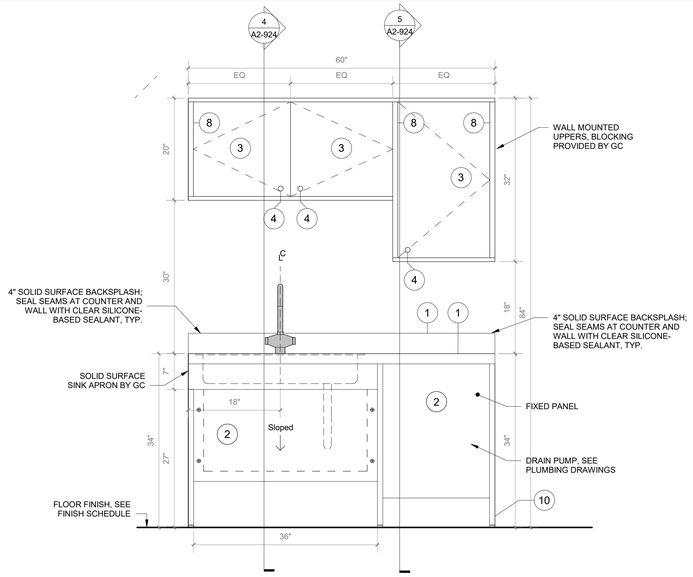

3 MS i-Lab Sink Base Cabinet - Front View
SCALE: 1" = 1'-0"

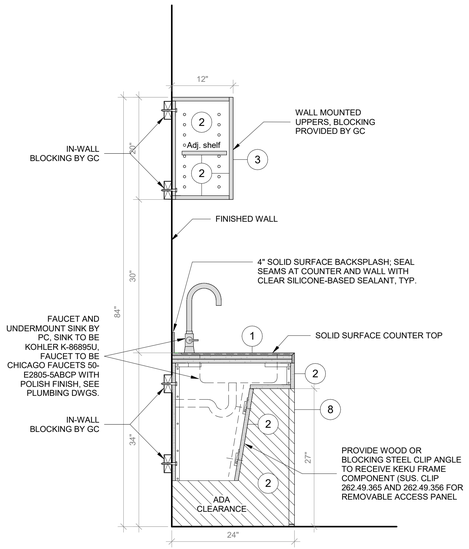

4 MS i-Lab Sink Base Cabinet -Section A
SCALE: 1" = 1'-0"

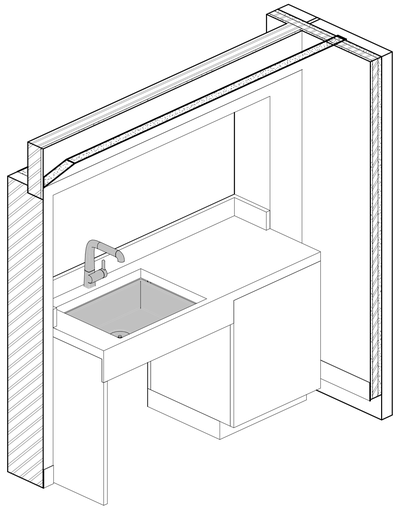

6 Third Floor Sink cabinet - Axon
SCALE:

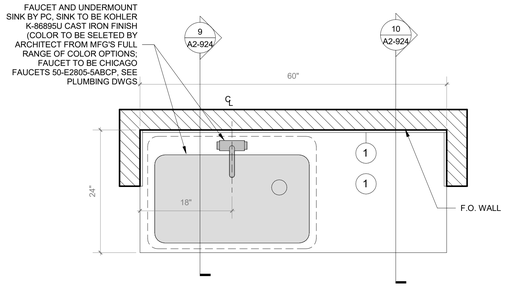

7 Third Floor Sink - Floor Plan
SCALE: 1" = 1'-0"

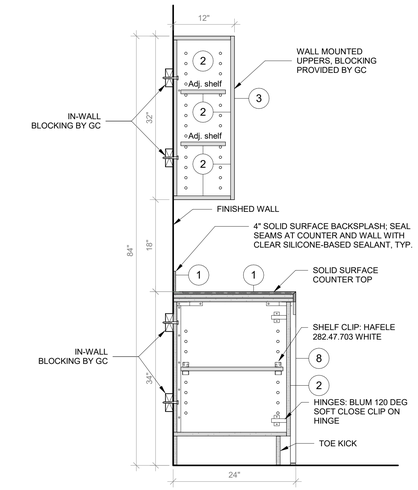

5 MS i-Lab Sink Base Cabinet -Section B
SCALE: 1" = 1'-0"

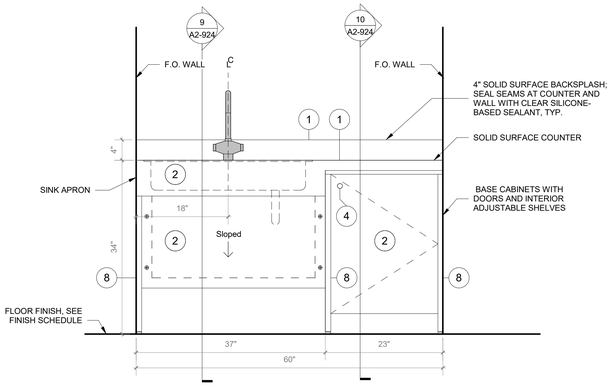

8 Sink Base Cabinet - Typ. Front View
SCALE: 1" = 1'-0"

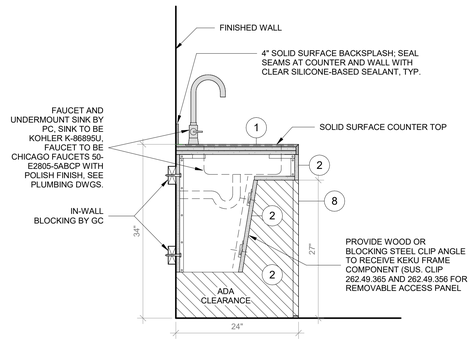

9 Sink Base Cabinet -Typ. Section A
SCALE: 1" = 1'-0"

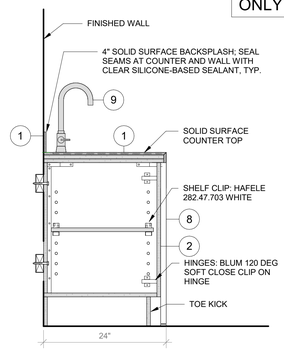

10 Sink Base Cabinet - Typ. Section B
SCALE: 1" = 1'-0"

NOTE:

BY OWNER. THIS DRAWING IS FOR COORDINATION PURPOSES ONLY

NOTE:

GC TO PROVIDE BLOCKING FOR OWNER-SUPPLIED CASEGOODS. DRAWINGS IN 900 SERIES AND ON THIS SHEET PROVIDED IN GC DRAWING SET FOR COORDINATION PURPOSES ONLY.

GENERAL NOTES:

1. CASEGOODS CONTRACTOR TO PROVIDE STAMPED SHOP DRAWINGS TO ARCHITECT FOR APPROVAL PRIOR TO BUILDING ANY PART OF CUSTOM FURNISHINGS.
2. FOR ALL OWNER-SUPPLIED CASEGOODS, COORDINATE WITH ARCHITECT TO OBTAIN TEMPLATES AND HOLD DIMENSIONS AS NOTED FOR EACH ITEM

CASEGOODS AND CUSTOM FURNISHINGS FINISH NOTES:

1. SS-2 - CORIAN SOLID SURFACE AT COUNTERTOP AND BACKSPLASH; COLOR: SILVER BIRCH.
2. PLYFF-1 - 18mm PRE-FINISHED BALTIC BIRCH PLYWOOD WITH CLEAR, NON-YELLOWING UV FINISH; EXPOSED EDGES, SANDED SMOOTH AND CLEAR FINISHED. PROVIDE SAMPLE TO ARCHITECT FOR APPROVAL PRIOR TO ORDERING.
3. PLYFF-2 - 18mm PRE-FINISHED BALTIC BIRCH PLYWOOD WITH WILSONART 1573 MARKERBOARD FROSTY WHITE PLASTIC LAMINATE ON TAG SIDE; CLEAR, NON-YELLOWING UV FINISH ON OPPOSITE SIDE; EXPOSED EDGES, SANDED SMOOTH AND CLEAR FINISHED. PROVIDE SAMPLE TO ARCHITECT FOR APPROVAL.
4. 1" DIA. CUTOUT DOOR FINGER PULL.
5. SURFACE-RECESSED OUTLET: ECA COVE LG DUPLEX WITH DAISY CHAIN; MODEL COV-LG-2U-4-1-S.
6. UNDERMOUNT OUTLET: ECA SANDBAR WITH DATA JACKS AND DAISY CHAIN; MODEL 84 SBS-S-1111.
7. CORD DROP CUTOUT.
8. VERTICAL SUPPORT AND PIPE HINGE: 1 1/16" OD ALUMINUM TUBING; BRUSHED CLEAR ANODIZED.
9. METALLIC PERFORATED PANEL
10. LINOLEUM BY FORBO IN SHEET. COLOR TBD.
11. WM2 - LED TAPE LIGHTING, SEE CEILING FIXTURE LEGEND.

Revision Schedule

No.	Description	Date
1	SED SUBMISSION	09/15/2020
3	ISSUED FOR BID	01/19/2021

Geddis Architects
Architecture. Planning. Interiors
71 Old Post Road
P.O. Box 1020
Southport, CT 06890
(203) 256-8700

Fielding International
Transforming Education by Design
259 Water Street Suite 1L
Warren , RI 02885 USA
+1 401-289-2789

BARILE GALLAGHER & ASSOCIATES
CONSULTING ENGINEERS
39 MARBLE AVENUE PLEASANTVILLE, NY 10570
914.328.6060 General@BGA-Eng.com www.BGA-Eng.com

Construction Manager
SAVIN ENGINEERS, P.C.
3 Campus Drive
Pleasantville, NY 10570
914-769-3200

Structural Engineer
ODEH ENGINEERS
1223 Mineral Spring Ave
North Providence, RI 02904
401-724-1771

Civil Engineer
WESTON & SAMPSON
1 Winners Circle, Suite 130
Albany, NY 12205
518-463-4400

Roof Consultant
WATSKY ASSOCIATES INC.
20 Madison Ave
Valhalla, NY 10595
914-948-3450

Acoustic Consultant
DP DESIGN
12 Cold Spring Street
Providence, RI
401-861-3218

AV Consultant
CAVANAUGH TOCCI
327 F Boston Post Road
Sudbury, MA 01776-3027
978-443-7871

SED #: 6618-0001-0005-032

PROJECT

Rye City School District
555 Theodore Fremd Ave, Rye, NY 10580

Rye High School & Middle School
1 Parsons Street, Rye, New York 10580

FURNITURE DETAIL - MS iLAB - SINK BASE

PROJECT 2

SEAL & SIGNATURE

DATE: 08/18/20
PROJECT No: 9200
DRAWING BY: Author
CHK BY: Checker
DWG No: A2-924

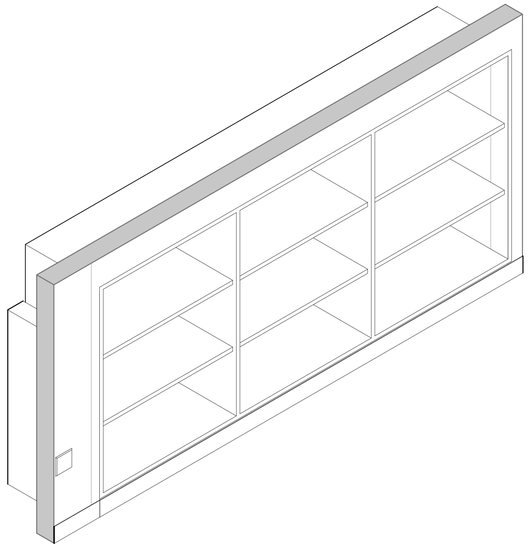

1 Storage cubbies - Axon
SCALE:

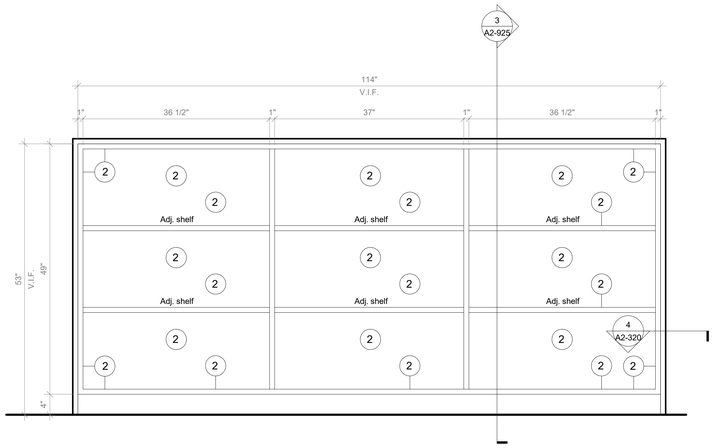

2 Storage cubbies - Front View
SCALE: 1" = 1'-0"

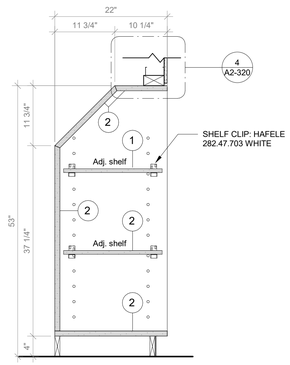

3 Storage cubbies - Section A
SCALE: 1" = 1'-0"

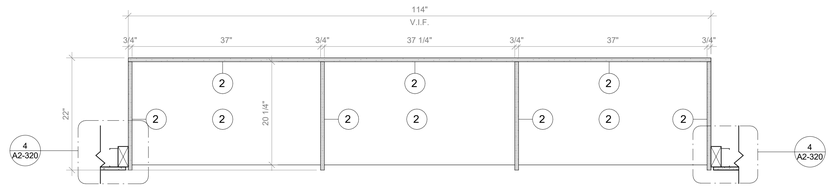

4 Storage cubbies - Floor Plan
SCALE: 1" = 1'-0"

NOTE:

GC TO PROVIDE BLOCKING FOR OWNER-SUPPLIED CASEGOODS. DRAWINGS IN 900 SERIES AND ON THIS SHEET PROVIDED IN GC DRAWING SET FOR COORDINATION PURPOSES ONLY.

GENERAL NOTES:

1. CASEGOODS CONTRACTOR TO PROVIDE STAMPED SHOP DRAWINGS TO ARCHITECT FOR APPROVAL PRIOR TO BUILDING ANY PART OF CUSTOM FURNISHINGS.
2. FOR ALL OWNER-SUPPLIED CASEGOODS, COORDINATE WITH ARCHITECT TO OBTAIN TEMPLATES AND HOLD DIMENSIONS AS NOTED FOR EACH ITEM

CASEGOODS AND CUSTOM FURNISHINGS FINISH NOTES:

1. SS-2 - CORIAN SOLID SURFACE AT COUNTERTOP AND BACKSPLASH; COLOR: SILVER BIRCH.
2. PLYFF-1 - 18mm PRE-FINISHED BALTIC BIRCH PLYWOOD WITH CLEAR, NON-YELLOWING UV FINISH; EXPOSED EDGES, SANDED SMOOTH AND CLEAR FINISHED. PROVIDE SAMPLE TO ARCHITECT FOR APPROVAL PRIOR TO ORDERING.
3. PLYFF-2 - 18mm PRE-FINISHED BALTIC BIRCH PLYWOOD WITH WILSONART 1573 MARKERBOARD FROSTY WHITE PLASTIC LAMINATE ON TAG SIDE; CLEAR, NON-YELLOWING UV FINISH ON OPPOSITE SIDE; EXPOSED EDGES, SANDED SMOOTH AND CLEAR FINISHED. PROVIDE SAMPLE TO ARCHITECT FOR APPROVAL.
4. 1" DIA. CUTOUT DOOR FINGER PULL.
5. SURFACE-RECESSED OUTLET: ECA COVE LG DUPLEX WITH DAISY CHAIN; MODEL COV-LG-2U-4-1-S.
6. UNDERMOUNT OUTLET: ECA SANDBAR WITH DATA JACKS AND DAISY CHAIN; MODEL 84 SBS-S-1111.
7. CORD DROP CUTOUT.
8. VERTICAL SUPPORT AND PIPE HINGE: 1 1/16" OD ALUMINUM TUBING; BRUSHED CLEAR ANODIZED.
9. METALLIC PERFORATED PANEL
10. LINOLEUM BY FORBO IN SHEET. COLOR TBD.
11. WM2 - LED TAPE LIGHTING, SEE CEILING FIXTURE LEGEND.

NOTE:

BY OWNER. THIS DRAWING IS FOR COORDINATION PURPOSES ONLY

Revision Schedule

No.	Description	Date
1	SED SUBMISSION	09/15/2020
3	ISSUED FOR BID	01/19/2021

Geddis Architects
Architecture. Planning. Interiors
71 Old Post Road
P.O. Box 1020
Southport, CT 06890
(203) 256-8700

Fielding International
Transforming Education by Design
259 Water Street Suite 1L
Warren , RI 02885 USA
+1 401-289-2789

BARILE GALLAGHER & ASSOCIATES
CONSULTING ENGINEERS
39 MARBLE AVENUE PLEASANTVILLE, NY 10570
914.328.6060 General@BGA-Eng.com www.BGA-Eng.com

Construction Manager
SAVIN ENGINEERS, P.C.
3 Campus Drive
Pleasantville, NY 10570
914-769-3200

Structural Engineer
ODEH ENGINEERS
1223 Mineral Spring Ave
North Providence, RI 02904
401-724-1771

Civil Engineer
WESTON & SAMPSON
1 Winners Circle, Suite 130
Albany, NY 12205
518-463-4400

Roof Consultant
WATSKY ASSOCIATES INC.
20 Madison Ave
Valhalla, NY 10595
914-948-3450

Acoustic Consultant
DP DESIGN
12 Cold Spring Street
Providence, RI
401-861-3218

AV Consultant
CAVANAUGH TOCCI
327 F Boston Post Road
Sudbury, MA 01776-3027
978-443-7871

SED #: 6618-0001-0005-032

PROJECT
Rye City School District
555 Theodore Fremd Ave, Rye, NY 10580

Rye High School & Middle School

1 Parsons Street, Rye, New York 10580

FURNITURE DETAIL - THIRD FLOOR WALL - STORAGE CUBBIES

PROJECT 3

SEAL & SIGNATURE

DATE: 05/06/20
PROJECT No: 9200
DRAWING BY: Author
CHK BY: Checker
DWG No:
A2-925

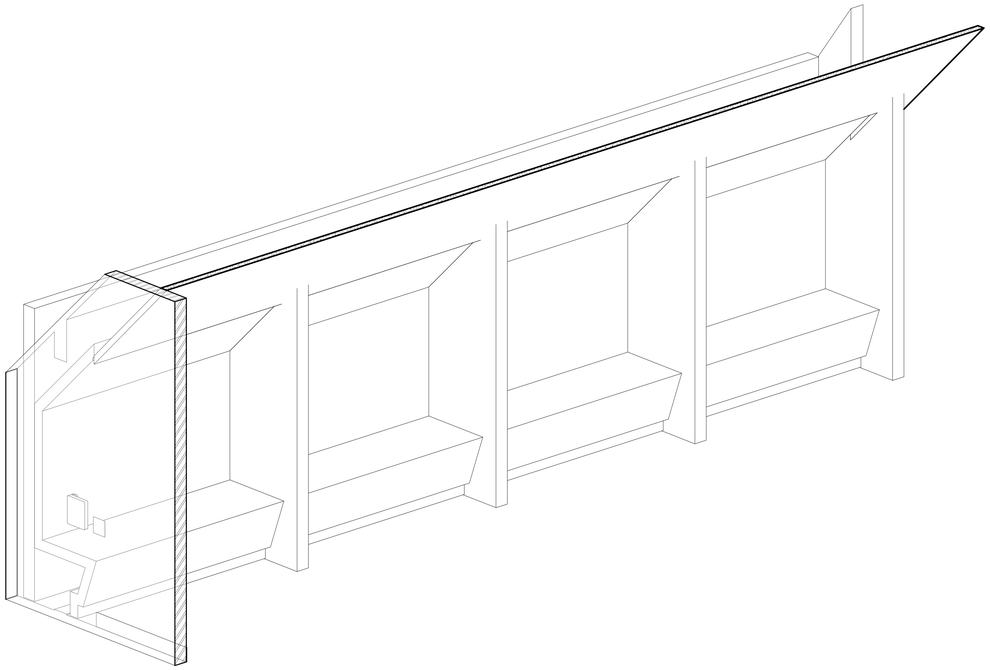

1 Open Booth - Axon
SCALE:

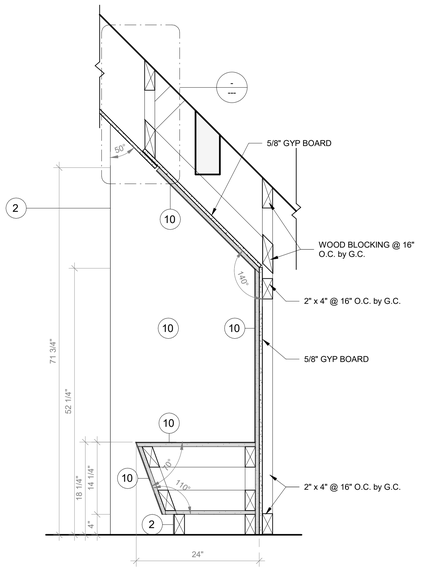

2 Open Booth - Section A
SCALE: 1" = 1'-0"

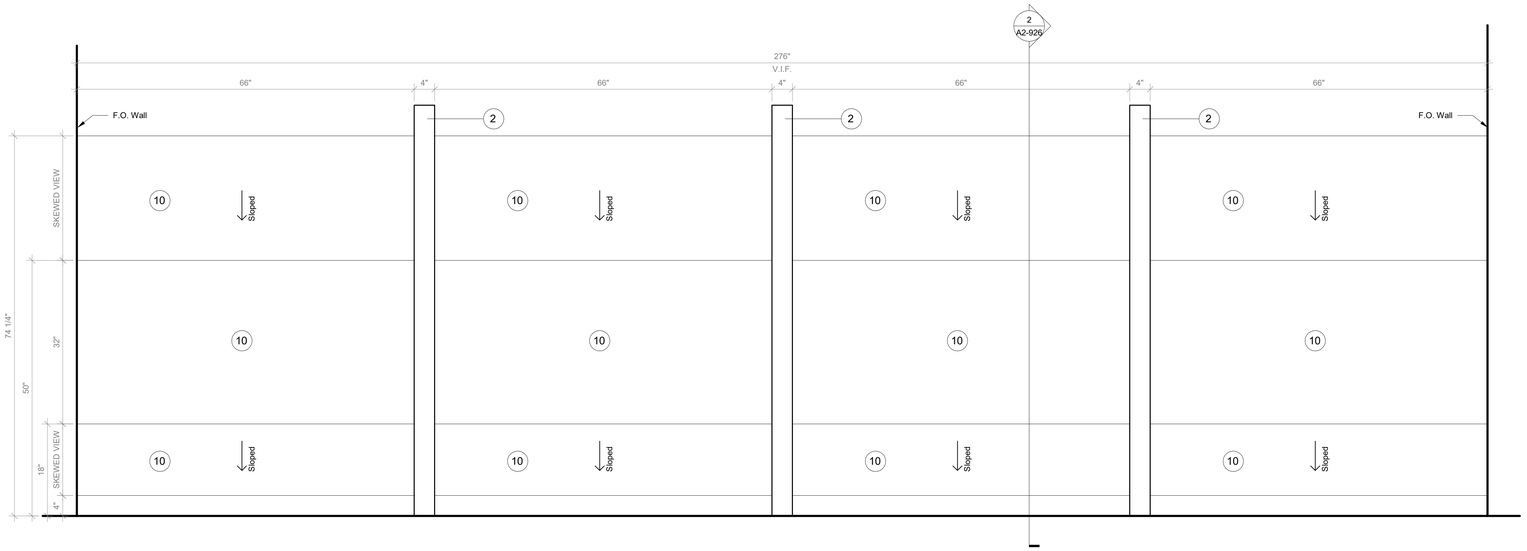

3 Open Booth - Front View
SCALE: 1" = 1'-0"

NOTE:

BY OWNER. THIS DRAWING IS FOR COORDINATION PURPOSES ONLY

NOTE:

GC TO PROVIDE BLOCKING FOR OWNER-SUPPLIED CASEGOODS. DRAWINGS IN 900 SERIES AND ON THIS SHEET PROVIDED IN GC DRAWING SET FOR COORDINATION PURPOSES ONLY.

GENERAL NOTES:

1. CASEGOODS CONTRACTOR TO PROVIDE STAMPED SHOP DRAWINGS TO ARCHITECT FOR APPROVAL PRIOR TO BUILDING ANY PART OF CUSTOM FURNISHINGS.
2. FOR ALL OWNER-SUPPLIED CASEGOODS, COORDINATE WITH ARCHITECT TO OBTAIN TEMPLATES AND HOLD DIMENSIONS AS NOTED FOR EACH ITEM

CASEGOODS AND CUSTOM FURNISHINGS FINISH NOTES:

1. SS-2 - CORIAN SOLID SURFACE AT COUNTERTOP AND BACKSPLASH; COLOR: SILVER BIRCH.
2. PLYFF-1 - 18mm PRE-FINISHED BALTIC BIRCH PLYWOOD WITH CLEAR, NON-YELLOWING UV FINISH; EXPOSED EDGES, SANDED SMOOTH AND CLEAR FINISHED. PROVIDE SAMPLE TO ARCHITECT FOR APPROVAL PRIOR TO ORDERING.
3. PLYFF-2 - 18mm PRE-FINISHED BALTIC BIRCH PLYWOOD WITH WILSONART 1573 MARKERBOARD FROSTY WHITE PLASTIC LAMINATE ON TAG SIDE; CLEAR, NON-YELLOWING UV FINISH ON OPPOSITE SIDE; EXPOSED EDGES, SANDED SMOOTH AND CLEAR FINISHED. PROVIDE SAMPLE TO ARCHITECT FOR APPROVAL.
4. 1" DIA. CUTOUT DOOR FINGER PULL.
5. SURFACE-RECESSED OUTLET: ECA COVE LG DUPLEX WITH DAISY CHAIN; MODEL COV-LG-2U-4-1-S.
6. UNDERMOUNT OUTLET: ECA SANDBAR WITH DATA JACKS AND DAISY CHAIN; MODEL 84 SBS-S-1111.
7. CORD DROP CUTOUT.
8. VERTICAL SUPPORT AND PIPE HINGE: 1 1/16" OD ALUMINUM TUBING; BRUSHED CLEAR ANODIZED.
9. METALLIC PERFORATED PANEL
10. LINOLEUM BY FORBO IN SHEET. COLOR TBD.
11. WM2 - LED TAPE LIGHTING, SEE CEILING FIXTURE LEGEND.

Revision Schedule

No.	Description	Date
1	SED SUBMISSION	09/15/2020
3	ISSUED FOR BID	01/19/2021

Geddis Architects
Architecture. Planning. Interiors
71 Old Post Road
P.O. Box 1020
Southport, CT 06890
(203) 256-8700

Fielding International
Transforming Education by Design
259 Water Street Suite 1L
Warren , RI 02885 USA
+1 401-289-2789

BARILE GALLAGHER & ASSOCIATES
CONSULTING ENGINEERS
39 MARBLE AVENUE PLEASANTVILLE, NY 10570
914.328.6060 General@BGA-Eng.com www.BGA-Eng.com

Construction Manager
SAVIN ENGINEERS, P.C.
3 Campus Drive
Pleasantville, NY 10570
914-769-3200

Structural Engineer
ODEH ENGINEERS
1223 Mineral Spring Ave
North Providence, RI 02904
401-724-1771

Civil Engineer
WESTON & SAMPSON
1 Winners Circle, Suite 130
Albany, NY 12205
518-463-4400

Roof Consultant
WATSKY ASSOCIATES INC.
20 Madison Ave
Valhalla, NY 10595
914-948-3450

Acoustic Consultant
DP DESIGN
12 Cold Spring Street
Providence, RI
401-861-3218

AV Consultant
CAVANAUGH TOCCI
327 F Boston Post Road
Sudbury, MA 01776-3027
978-443-7871

SED #: 6618-0001-0005-032

PROJECT
Rye City School District
555 Theodore Fremd Ave, Rye, NY 10580

Rye High School & Middle School

1 Parsons Street, Rye, New York 10580

FURNITURE DETAIL - THIRD FLOOR - OPEN BOOTH SEATING

PROJECT 3

SEAL & SIGNATURE

DATE: 05/06/20
PROJECT No: 9200
DRAWING BY: Author
CHK BY: Checker
DWG No:
A2-926

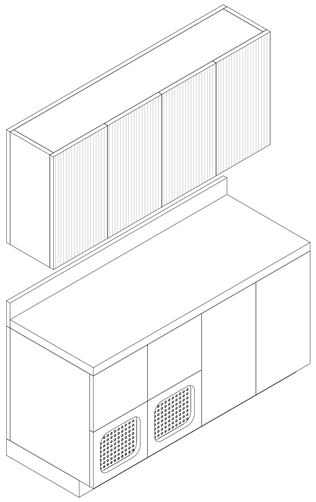

1 Third Floor Storage cabinet - Axon
SCALE:

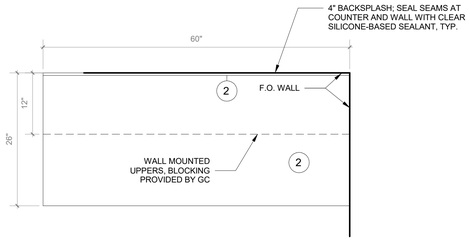

2 Third Floor Storage cabinet - Floor Plan
SCALE: 1" = 1'-0"

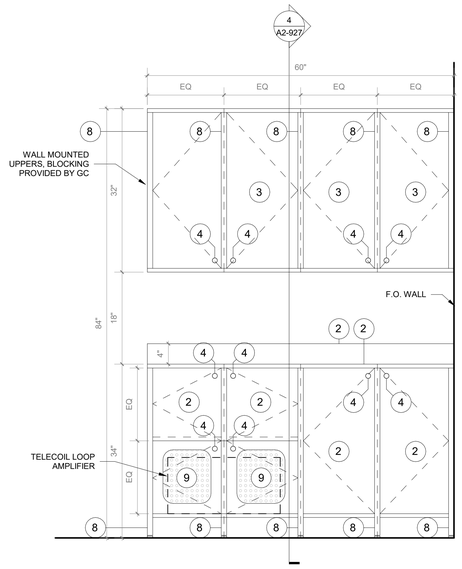

3 Third Floor Storage cabinet - Front view
SCALE: 1" = 1'-0"

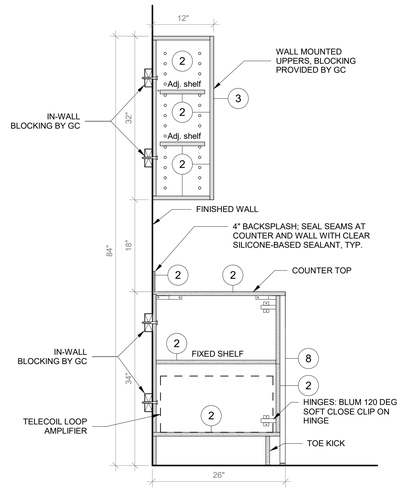

4 Third Floor Storage cabinet - Section A
SCALE: 1" = 1'-0"

NOTE:

GC TO PROVIDE BLOCKING FOR OWNER-SUPPLIED CASEGOODS. DRAWINGS IN 900 SERIES AND ON THIS SHEET PROVIDED IN GC DRAWING SET FOR COORDINATION PURPOSES ONLY.

GENERAL NOTES:

1. CASEGOODS CONTRACTOR TO PROVIDE STAMPED SHOP DRAWINGS TO ARCHITECT FOR APPROVAL PRIOR TO BUILDING ANY PART OF CUSTOM FURNISHINGS.
2. FOR ALL OWNER-SUPPLIED CASEGOODS, COORDINATE WITH ARCHITECT TO OBTAIN TEMPLATES AND HOLD DIMENSIONS AS NOTED FOR EACH ITEM

CASEGOODS AND CUSTOM FURNISHINGS FINISH NOTES:

1. SS-2 - CORIAN SOLID SURFACE AT COUNTERTOP AND BACKSPLASH; COLOR: SILVER BIRCH.
2. PLYFF-1 - 18mm PRE-FINISHED BALTIC BIRCH PLYWOOD WITH CLEAR, NON-YELLOWING UV FINISH; EXPOSED EDGES, SANDED SMOOTH AND CLEAR FINISHED. PROVIDE SAMPLE TO ARCHITECT FOR APPROVAL PRIOR TO ORDERING.
3. PLYFF-2 - 18mm PRE-FINISHED BALTIC BIRCH PLYWOOD WITH WILSONART 1573 MARKERBOARD FROSTY WHITE PLASTIC LAMINATE ON TAG SIDE; CLEAR, NON-YELLOWING UV FINISH ON OPPOSITE SIDE; EXPOSED EDGES, SANDED SMOOTH AND CLEAR FINISHED. PROVIDE SAMPLE TO ARCHITECT FOR APPROVAL.
4. 1" DIA. CUTOUT DOOR FINGER PULL.
5. SURFACE-RECESSED OUTLET: ECA COVE LG DUPLEX WITH DAISY CHAIN; MODEL COV-LG-2U-4-1-S.
6. UNDERMOUNT OUTLET: ECA SANDBAR WITH DATA JACKS AND DAISY CHAIN; MODEL 84 SBS-S-1111.
7. CORD DROP CUTOUT.
8. VERTICAL SUPPORT AND PIPE HINGE: 1 1/16" OD ALUMINUM TUBING; BRUSHED CLEAR ANODIZED.
9. METALLIC PERFORATED PANEL
10. LINOLEUM BY FORBO IN SHEET. COLOR TBD.
11. WM2 - LED TAPE LIGHTING, SEE CEILING FIXTURE LEGEND.

NOTE:

BY OWNER. THIS DRAWING IS FOR COORDINATION PURPOSES ONLY

Revision Schedule

No.	Description	Date
1	SED SUBMISSION	09/15/2020
3	ISSUED FOR BID	01/19/2021

Geddis Architects
Architecture. Planning. Interiors
71 Old Post Road
P.O. Box 1020
Southport, CT 06890
(203) 256-8700

Fielding International
Transforming Education by Design
259 Water Street Suite 1L
Warren , RI 02885 USA
+1 401-289-2789

BARILE GALLAGHER & ASSOCIATES
CONSULTING ENGINEERS
39 MARBLE AVENUE PLEASANTVILLE, NY 10570
914.328.6060 General@BGA-Eng.com www.BGA-Eng.com

Construction Manager
SAVIN ENGINEERS, P.C.
3 Campus Drive
Pleasantville, NY 10570
914-769-3200

Structural Engineer
ODEH ENGINEERS
1223 Mineral Spring Ave
North Providence, RI 02904
401-724-1771

Civil Engineer
WESTON & SAMPSON
1 Winners Circle, Suite 130
Albany, NY 12205
518-463-4400

Roof Consultant
WATSKY ASSOCIATES INC.
20 Madison Ave
Valhalla, NY 10595
914-948-3450

Acoustic Consultant
DP DESIGN
12 Cold Spring Street
Providence, RI
401-861-3218

AV Consultant
CAVANAUGH TOCCI
327 F Boston Post Road
Sudbury, MA 01776-3027
978-443-7871

SED #: 6618-0001-0005-032

PROJECT
Rye City School District
555 Theodore Fremd Ave, Rye, NY 10580

Rye High School & Middle School
1 Parsons Street, Rye, New York 10580

FURNITURE DETAIL - THIRD FLOOR STORAGE CABINET

PROJECT 3

SEAL & SIGNATURE

DATE: 06/25/20
PROJECT No: 9200
DRAWING BY: Author
CHK BY: Checker
DWG No:
A2-927

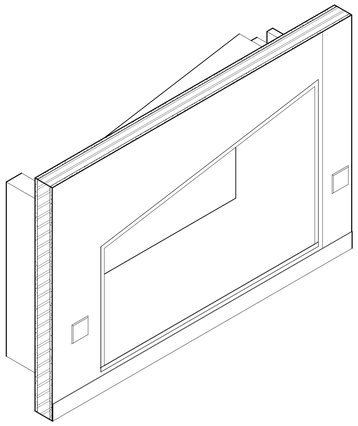

2 Cave Space Type A - Axon
SCALE:

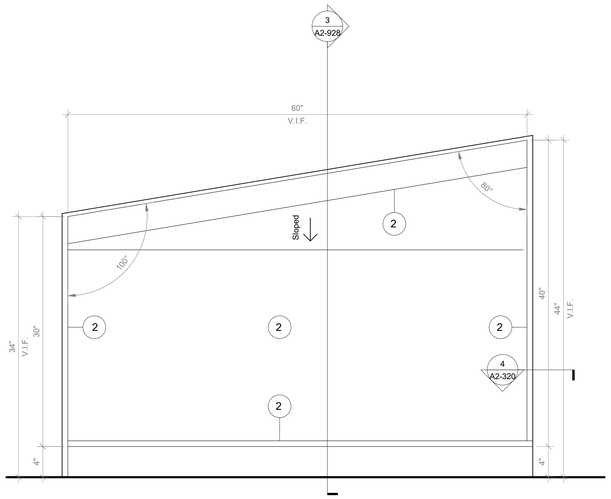

1 Cave Space Type A - Front View
SCALE: 1 1/2" = 1'-0"

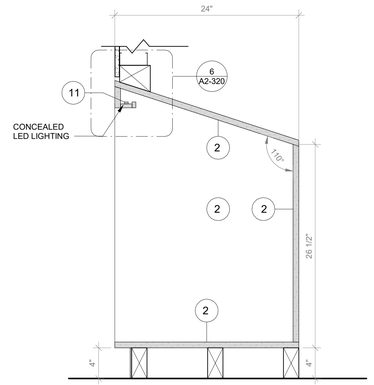

3 Cave Space - Typ. Section
SCALE: 1 1/2" = 1'-0"

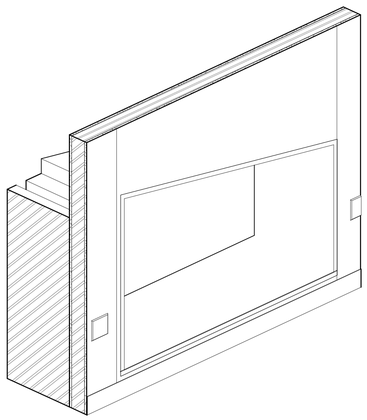

6 Cave Space Type B - Axon
SCALE:

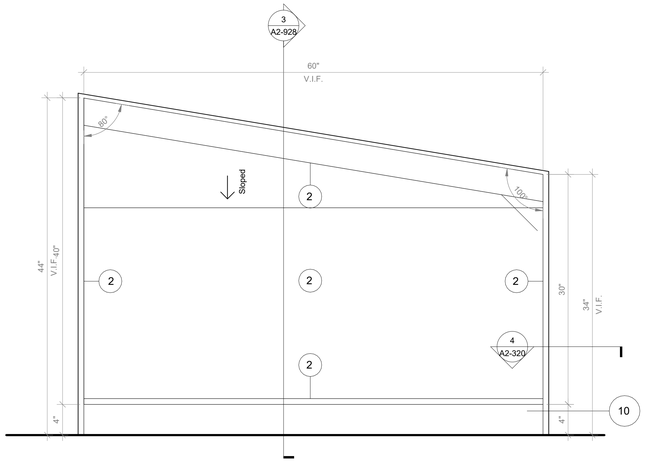

7 Cave Space Type B - Front View
SCALE: 1 1/2" = 1'-0"

NOTE:

GC TO PROVIDE BLOCKING FOR OWNER-SUPPLIED CASEGOODS. DRAWINGS IN 900 SERIES AND ON THIS SHEET PROVIDED IN GC DRAWING SET FOR COORDINATION PURPOSES ONLY.

GENERAL NOTES:

1. CASEGOODS CONTRACTOR TO PROVIDE STAMPED SHOP DRAWINGS TO ARCHITECT FOR APPROVAL PRIOR TO BUILDING ANY PART OF CUSTOM FURNISHINGS.
2. FOR ALL OWNER-SUPPLIED CASEGOODS, COORDINATE WITH ARCHITECT TO OBTAIN TEMPLATES AND HOLD DIMENSIONS AS NOTED FOR EACH ITEM

CASEGOODS AND CUSTOM FURNISHINGS FINISH NOTES:

1. SS-2 - CORIAN SOLID SURFACE AT COUNTERTOP AND BACKSPLASH; COLOR: SILVER BIRCH.
2. PLYFF-1 - 18mm PRE-FINISHED BALTIC BIRCH PLYWOOD WITH CLEAR, NON-YELLOWING UV FINISH; EXPOSED EDGES, SANDED SMOOTH AND CLEAR FINISHED. PROVIDE SAMPLE TO ARCHITECT FOR APPROVAL PRIOR TO ORDERING.
3. PLYFF-2 - 18mm PRE-FINISHED BALTIC BIRCH PLYWOOD WITH WILSONART 1573 MARKERBOARD FROSTY WHITE PLASTIC LAMINATE ON TAG SIDE; CLEAR, NON-YELLOWING UV FINISH ON OPPOSITE SIDE; EXPOSED EDGES, SANDED SMOOTH AND CLEAR FINISHED. PROVIDE SAMPLE TO ARCHITECT FOR APPROVAL.
4. 1" DIA. CUTOUT DOOR FINGER PULL.
5. SURFACE-RECESSED OUTLET: ECA COVE LG DUPLEX WITH DAISY CHAIN; MODEL COV-LG-2U-4-1-S.
6. UNDERMOUNT OUTLET: ECA SANDBAR WITH DATA JACKS AND DAISY CHAIN; MODEL 84 SBS-S-1111.
7. CORD DROP CUTOUT.
8. VERTICAL SUPPORT AND PIPE HINGE: 1 1/16" OD ALUMINUM TUBING; BRUSHED CLEAR ANODIZED.
9. METALLIC PERFORATED PANEL
10. LINOLEUM BY FORBO IN SHEET. COLOR TBD.
11. WM2 - LED TAPE LIGHTING, SEE CEILING FIXTURE LEGEND.

NOTE:

BY OWNER. THIS DRAWING IS FOR COORDINATION PURPOSES ONLY

Revision Schedule

No.	Description	Date
1	SED SUBMISSION	09/15/2020
3	ISSUED FOR BID	01/19/2021

Geddis Architects
Architecture. Planning. Interiors
71 Old Post Road
P.O. Box 1020
Southport, CT 06890
(203) 256-8700

Fielding International
Transforming Education by Design
259 Water Street Suite 1L
Warren , RI 02885 USA
+1 401-289-2789

BARILE GALLAGHER & ASSOCIATES
CONSULTING ENGINEERS
39 MARBLE AVENUE PLEASANTVILLE, NY 10570
914.328.6060 General@BGA-Eng.com www.BGA-Eng.com

Construction Manager
SAVIN ENGINEERS, P.C.
3 Campus Drive
Pleasantville, NY 10570
914-769-3200

Structural Engineer
ODEH ENGINEERS
1223 Mineral Spring Ave
North Providence, RI 02904
401-724-1771

Civil Engineer
WESTON & SAMPSON
1 Winners Circle, Suite 130
Albany, NY 12205
518-463-4400

Roof Consultant
WATSKY ASSOCIATES INC.
20 Madison Ave
Valhalla, NY 10595
914-948-3450

Acoustic Consultant
DP DESIGN
12 Cold Spring Street
Providence, RI
401-861-3218

AV Consultant
CAVANAUGH TOCCI
327 F Boston Post Road
Sudbury, MA 01776-3027
978-443-7871

SED #: 6618-0001-0005-032

PROJECT
Rye City School District
555 Theodore Fremd Ave, Rye, NY 10580

Rye High School & Middle School
1 Parsons Street, Rye, New York 10580

FURNITURE DETAIL- CAVE SPACE

PROJECT 3

SEAL & SIGNATURE

DATE: 05/06/20
PROJECT No: 9200
DRAWING BY: Author
CHK BY: Checker
DWG No:
A2-928

GENERAL NOTES

A. GENERAL

1. ALL NEW WORK AND WORK IN THE EXISTING STRUCTURE SHALL CONFORM TO THE 2020 NEW YORK STATE UNIFORM FIRE PREVENTION AND BUILDING CODE AS WELL AS THE CITY OF RYE CODE (INTERNATIONAL BUILDING CODE [IBC] 2018 WITH AMENDMENTS AND INTERNATIONAL EXISTING BUILDING CODE [IEBC] 2018 WITH AMENDMENTS) AND ITS APPLICABLE REFERENCED STANDARDS (HEREIN REFERRED TO AS THE *BUILDING CODE*).
2. ALL REFERENCES TO THE CONTRACTOR IN THIS SET OF DRAWINGS REFER TO THE GENERAL CONTRACTOR, CONSTRUCTION MANAGER, AND OTHER PARTY OR PARTIES RESPONSIBLE FOR THE EXECUTION OF THE PROJECT.
3. ALL REFERENCES TO A PROFESSIONAL ENGINEER, STRUCTURAL ENGINEER, AND GEOTECHNICAL ENGINEER IN THIS SET OF DRAWINGS REFERS TO A PROFESSIONAL ENGINEER COMPETENT IN THE RESPECTIVE FIELD OF DESIGN WHO IS REGISTERED IN THE STATE IN WHICH THE PROJECT IS LOCATED.
4. IT IS THE RESPONSIBILITY OF THE CONTRACTOR TO VERIFY ALL EXISTING CONDITIONS AND DIMENSIONS AS THEY RELATE TO NEW CONSTRUCTION. REPORT ALL OBSERVATIONS AND ANY DISCREPANCIES TO THE ARCHITECT/ENGINEER OF RECORD AS A REQUEST FOR INFORMATION (RFI) BEFORE PROCEEDING WITH WORK.
5. IT IS THE RESPONSIBILITY OF THE CONTRACTOR TO PROVIDE FOR A SAFE AND EFFICIENT METHOD OF SHORING AND BRACING THE STRUCTURE DURING ALL CONSTRUCTION PHASES. ALL SHORING AND BRACING SHALL BE DESIGNED BY A PROFESSIONAL ENGINEER. SUBMIT AN OUTLINE OF PROPOSED PROCEDURE AND ITS IMPACT ON THE BUILDING STRUCTURE FOR RECORD TO THE ARCHITECT/ENGINEER OF RECORD BEFORE PROCEEDING WITH WORK.
6. THE EVALUATION OF THE STRUCTURE TO SAFELY SUPPORT ANY AND ALL CONSTRUCTION LOADING (E.G. EQUIPMENT LOADS, TEMPORARY LOADS FROM DEBRIS AND MATERIAL STORAGE) IS SOLELY THE RESPONSIBILITY OF THE CONTRACTOR. THE DESIGN TEAM HAS DESIGNED THE STRUCTURE FOR THE PERMANENT DEAD LOADS AND UNIFORM LIVE LOADS INDICATED ON THE STRUCTURAL DRAWINGS ACCORDING TO THE REQUIREMENTS OF THE BUILDING CODE. THE CONTRACTOR SHALL ENGAGE A STRUCTURAL ENGINEER TO EVALUATE PROPOSED CONSTRUCTION LOADING AND TO DESIGN ALL TEMPORARY BRACING AND SHORING SYSTEMS THAT MAY BE REQUIRED DUE TO THE CONTRACTOR'S MEANS AND METHODS AND SEQUENCE OF CONSTRUCTION.
7. WHERE DETAILS FOR SPECIFIC CONDITIONS ARE NOT SHOWN ON THESE DRAWINGS, USE DETAILS FOR THE MOST NEARLY SIMILAR CONDITIONS SHOWN ON THE STRUCTURAL DRAWINGS AS DETERMINED BY THE STRUCTURAL ENGINEER OF RECORD. REPORT ANY COORDINATION ISSUES IMMEDIATELY AS AN RFI FOR REVIEW.
8. COORDINATE WITH THE ARCHITECTURAL, MECHANICAL, ELECTRICAL, PLUMBING, AND FIRE PROTECTION DRAWINGS FOR LOCATIONS AND DIMENSIONS OF CHASES, OPENINGS, BEAM PENETRATIONS, AND OTHER INFORMATION THAT IMPACTS STRUCTURE AND FOUNDATIONS THAT IS NOT SHOWN ON THESE DRAWINGS. INCLUDE ADDITIONAL FRAMING AND REINFORCEMENT FOR SUCH WORK PER THE TYPICAL STRUCTURAL DETAILS ON THESE DRAWINGS IN BASE CONTRACT.
9. ALL WORK SHALL BE MONITORED AND INSPECTED BY AN INDEPENDENT TESTING AND INSPECTIONS AGENCY HIRED BY THE OWNER TO CARRY OUT ALL REQUIRED TESTING AND INSPECTION WORK IN CONFORMANCE WITH THE PROJECT STATEMENT OF SPECIAL INSPECTIONS. SUBMIT ALL TESTING AND INSPECTION REPORTS IN PDF FORMAT TO THE ARCHITECT/ENGINEER OF RECORD FOR REVIEW.
10. STRUCTURAL MEMBERS SHALL NOT BE MODIFIED WITHOUT WRITTEN APPROVAL FROM THE STRUCTURAL ENGINEER OF RECORD. ANY ANTICIPATED MODIFICATIONS TO THE CONSTRUCTION DOCUMENTS MUST BE SUBMITTED TO THE ARCHITECT/ENGINEER OF RECORD AS AN RFI FOR REVIEW AND COMMENT. IN THE EVENT OF A CONSTRUCTION OR FABRICATION ERROR, THE CONTRACTOR SHALL PREPARE A SKETCH AND CALCULATIONS, PREPARED BY A STRUCTURAL ENGINEER, DOCUMENTING THE PROPOSED CORRECTIVE ACTION AND SUBMIT IT TO THE ARCHITECT/ENGINEER OF RECORD FOR REVIEW AND APPROVAL PRIOR TO PERFORMING ANY CORRECTIVE WORK. ODEH ENGINEERS, INC. CANNOT CERTIFY ANY UNAUTHORIZED DEVIATIONS FROM THE CONSTRUCTION DOCUMENTS.
11. PRIOR TO REQUESTING A SITE VISIT BY ODEH ENGINEERS, INC. FOR OBSERVATION OF A COMPLETED STAGE OF CONSTRUCTION, THE CONTRACTOR SHALL SUBMIT A STATEMENT TO THE ARCHITECT/ENGINEER OF RECORD THAT ALL WORK HAS BEEN COMPLETED IN CONFORMANCE WITH THE STRUCTURAL CONTRACT DRAWINGS AND SHOP DRAWINGS WITHOUT EXCEPTION, OR HAS BEEN PERFORMED WITH FORMAL WRITTEN EXCEPTIONS ORIGINATING FROM OR AUTHORIZED BY ODEH ENGINEERS, INC.
12. PRIOR TO RELEASE OF THE FINAL PROJECT CERTIFICATION TO THE BUILDING OFFICIAL, ODEH ENGINEERS, INC. REQUIRES A LETTER FROM THE CONTRACTOR'S PROJECT EXECUTIVE IN RESPONSIBLE CHARGE STATING THAT ALL WORK INDICATED ON THE STRUCTURAL DRAWINGS HAS BEEN PERFORMED WITHOUT EXCEPTION OR WAS PERFORMED WITH FORMAL WRITTEN EXCEPTIONS ORIGINATING FROM OR AUTHORIZED BY ODEH ENGINEERS, INC. IN ADDITION, ODEH ENGINEERS, INC. REQUIRES A LETTER FROM THE PRINCIPAL OF THE TESTING AND INSPECTIONS AGENCY CERTIFYING THAT ALL TESTING AND INSPECTIONS WORK HAS BEEN COMPLETED IN CONFORMANCE WITH THE PROJECT STATEMENT OF SPECIAL INSPECTIONS AND THAT ALL STRUCTURAL NONCONFORMANCE CONDITIONS FOUND HAVE BEEN BROUGHT INTO CONFORMANCE WITH THE PROJECT STRUCTURAL REQUIREMENTS PRIOR TO PROJECT COMPLETION.
13. THE TRADE CONTRACTORS SHALL SUBMIT SHOP AND ERECTION DRAWINGS AS WELL AS PRODUCT DATA (COLLECTIVELY KNOWN HEREIN AS "SHOP DRAWINGS") FOR REVIEW PRIOR TO PROCEEDING WITH FABRICATION AND/OR CONSTRUCTION.
    a. THE SHOP DRAWINGS SHALL BE PREPARED IN ACCORDANCE WITH THE LATEST EDITION OF THE CODE OF STANDARD PRACTICE FOR EACH RESPECTIVE TRADE IN CONJUNCTION WITH ADDITIONAL SHOP DRAWING REQUIREMENTS INDICATED ON THESE DRAWINGS.
    b. ALL SHOP DRAWINGS SHALL BE FULLY DEVELOPED BY THE TRADE CONTRACTORS OR BY AGENTS OF THE CONTRACTORS. CAD FILES, PHOTOCOPIES, OR OTHER REPRODUCTIONS OF THE CONTRACT DRAWINGS IN WHOLE OR IN PART SHALL NOT BE USED BY THE TRADE CONTRACTORS OR THEIR AGENTS FOR THE PREPARATION AND DEVELOPMENT OF SHOP DRAWINGS WITHOUT THE EXPRESSED WRITTEN CONSENT OF ODEH ENGINEERS, INC.
    c. ALL SUBMITTALS SHALL BE IN UNLOCKED PDF FORMAT WITH SEARCHABLE TEXT.
14. ALL 3D VIEWS INCLUDED ON THE STRUCTURAL DRAWINGS ARE FOR REFERENCE ONLY. THE 3D VIEWS ONLY SHOW BASIC STRUCTURAL ELEMENTS; THEY DO NOT INCLUDE DETAILS SUCH AS EXTERIOR RAMPS AND STAIRS, SLAB AND ROOF PITCHES, OR SPECIFIC STRUCTURAL DETAILS. REFER TO ALL PLANS, DETAIL SHEETS, AND ARCHITECTURAL DRAWINGS FOR ADDITIONAL INFORMATION. DO NOT SCALE OFF OF THESE DRAWINGS.
15. DO NOT SCALE OFF OF THESE DRAWINGS.
16. THESE STRUCTURAL DRAWINGS SHALL BE USED IN CONJUNCTION WITH THE SPECIFICATIONS. IN ALL CASES OF CONFLICT, INFORMATION INDICATED ON THE STRUCTURAL DRAWINGS AND INCLUDED IN THE STRUCTURAL GENERAL NOTES SHALL GOVERN.
17. THIS DESIGN DEVELOPMENT SET OF DRAWINGS IS BEING PROVIDED FOR MAJOR STRUCTURAL FRAMING AND FOUNDATION COORDINATION PURPOSES ONLY. THESE DRAWINGS ARE NOT TO BE USED FOR CONSTRUCTION OR BIDDING PURPOSES. WHILE THESE DRAWINGS CAN BE USED TO OBTAIN A GENERAL UNDERSTANDING OF THE STRUCTURAL SYSTEMS INVOLVED, OMISSIONS AND INCONSISTENCIES BETWEEN SHEETS AND BETWEEN DIFFERENT TRADES WILL EXIST.
18. THIS STRUCTURAL DRAWING SET IS BASED ON ARCHITECTURAL REVIT FILES AS OF 05/22/2020.

B. CONTRACTOR QUALITY ASSURANCE REQUIREMENTS

1. THE CONTRACTOR SHALL COORDINATE SCHEDULE OF CONSTRUCTION TO ALLOW FOR ALL TESTS AND INSPECTIONS TO TAKE PLACE.
2. THE FOLLOWING QUALITY ASSURANCE TESTS AND INSPECTIONS SHALL BE PERFORMED FOR CAST-IN-PLACE CONCRETE:
    a. TEST CONCRETE COMPRESSIVE STRENGTH (ASTM C31 AND C39), SLUMP (ASTM C143), AIR CONTENT (ASTM C231 OR C173), AND TEMPERATURE (ASTM C1064).
    b. CAST AND LABORATORY CURE SIX STANDARD CYLINDER SPECIMENS FOR EACH COMPOSITE SAMPLE AND PERFORM COMPRESSION TESTS PER ASTM C 31/C 31M.
    c. TESTING FREQUENCY: OBTAIN AT LEAST ONE SAMPLE FOR EACH 50 CU. YD. OR FRACTION THEREOF OF EACH CONCRETE MIXTURE PLACED EACH HALF DAY.
3. THE FOLLOWING QUALITY ASSURANCE TESTS AND INSPECTIONS SHALL BE PERFORMED FOR STRUCTURAL STEEL:
    a. VERIFY BOLT SIZE AND GRADE. INSPECT INSTALLATION AND TIGHTENING OF HIGH STRENGTH BOLTS. PROVIDE CONTINUOUS INSPECTION OF BOLTS IN SLIP-CRITICAL CONNECTIONS. INSPECT PER SECTION 9 OF THE RCSC "SPECIFICATION FOR STRUCTURAL JOINTS USING A325 OR A490 BOLTS".
    b. FOR WELDING VISUALLY INSPECT ALL WELDS. INSPECT PRE-HEAT, POST-HEAT, AND SURFACE PREPARATION BETWEEN PASSES.
        1. SHOP FILLET WELDS: 25% VISUAL, 5% WITNESS
        2. COMPLETE JOINT PENETRATION: 100% VIA ULTRASONIC TESTING
        3. FIELD WELDS: 100% VISUAL, 15% WITNESS (SEE BELOW) PROVIDE CONTINUOUS INSPECTION OF ALL COMPLETE AND PARTIAL PENETRATION GROOVE WELDS, ALL MULTI-PASS FILLET WELDS, ALL SINGLE PASS FILLET WELDS GREATER THAN 5/16", AND ALL PLUG AND SLOT WELDS.
    c. INSPECT STEEL FRAME FOR COMPLIANCE WITH CONSTRUCTION DRAWINGS, INCLUDING BRACING, MEMBER CONFIGURATION, AND CONNECTION DETAILS.
    d. INSPECT WELDING AND SIDELAP FASTENING OF METAL ROOF AND FLOOR DECKS FOR CONFORMANCE TO APPROVED SHOP DRAWINGS AND CONSTRUCTION DOCUMENTS.
4. THE FOLLOWING QUALITY ASSURANCE TESTS AND INSPECTIONS SHALL BE PERFORMED FOR MASONRY:
    a. LEVEL C QUALITY ASSURANCE PER TMS 602/ACI 530.1/ASCE 6 "SPECIFICATION FOR MASONRY STRUCTURES".

C. DELEGATED DESIGN

1. ALL DELEGATED DESIGN SYSTEMS, INCLUDING CONNECTIONS OF EACH SYSTEM TO THE MAIN BUILDING STRUCTURE, ARE THE RESPONSIBILITY OF THE CONTRACTOR. ALL DELEGATED DESIGNS SHALL CONFORM TO THE *BUILDING CODE* AND SHALL BE PERFORMED BY AN INDEPENDENT STRUCTURAL ENGINEER ENGAGED BY THE CONTRACTOR.
2. THE FOLLOWING DELEGATED DESIGN SYSTEMS ARE REQUIRED FOR THE STRUCTURAL SYSTEMS SPECIFIED ON THIS PROJECT. CALCULATIONS AND SHOP DRAWINGS, BOTH SIGNED AND STAMPED BY A STRUCTURAL ENGINEER, ARE REQUIRED TO BE SUBMITTED TO THE ARCHITECT AND ENGINEER OF RECORD FOR REVIEW FOR EACH RESPECTIVE DELEGATED DESIGN ITEM BELOW. ALL SHOP DRAWINGS SHALL INDICATE THE MAGNITUDE, DIRECTION, AND LOCATION OF LOADS IMPOSED ON THE STRUCTURE FROM CONNECTIONS OF THE RESPECTIVE SYSTEMS TO THE MAIN BUILDING STRUCTURE. REFER TO THE RESPECTIVE GENERAL NOTES SECTIONS INCLUDED IN THE STRUCTURAL DOCUMENTS FOR DETAILED ENGINEERING REQUIREMENTS FOR EACH OF THE STRUCTURAL SYSTEMS SPECIFIED FOR USE.
    A. *PANELIZED FACADE SYSTEMS.*
    B. *STRUCTURAL STEEL CONNECTIONS.*
    C. *COLD-FORMED METAL FRAMING.*
    D. *PRE-FABRICATED COMPONENTS AND BUILDING SYSTEMS.*
3. IN ADDITION TO THE STRUCTURAL SYSTEMS LISTED ABOVE, THE FOLLOWING DELEGATED DESIGN ITEMS ARE REQUIRED FOR THIS PROJECT. CALCULATIONS AND SHOP DRAWINGS, BOTH SIGNED AND STAMPED BY A PROFESSIONAL ENGINEER, ARE REQUIRED TO BE SUBMITTED FOR RECORD ONLY TO THE ARCHITECT AND ENGINEER FOR EACH RESPECTIVE DELEGATED DESIGN ITEM BELOW.
    A. *UNDERPINNING* - THE CONTRACTOR SHALL BE RESPONSIBLE FOR ALL METHODS OF UNDERPINNING DURING CONSTRUCTION.
    B. *HANDRAILS AND GUARDRAILS* - HANDRAILS AND GUARDRAILS MAY BE SUPPORTED FROM BUILDING FRAMING ELEMENTS, UNLESS NOTED OTHERWISE. COORDINATE ALL HANDRAIL AND GUARDRAIL DETAILS WITH THE ARCHITECTURAL DRAWINGS.
    C. *GEOTECHNICAL SCOPE* - THE CONTRACTOR SHALL BE RESPONSIBLE FOR ENGAGING A GEOTECHNICAL ENGINEER TO DESIGN AND OVERSEE THE FOLLOWING, AS APPLICABLE:
        1. SUPPORT OF EXCAVATION (SOE).
        2. GROUND IMPROVEMENT.
        3. DEEP FOUNDATION SYSTEMS.
        4. SUBGRADE PREPARATION.
    D. *CONCRETE SHORING AND FORMWORK* - SHORING AND FORMWORK SHALL BE DESIGNED SUCH THAT ALL TRANSFER BEAMS/GIRDERS ARE SHORED TO THE GROUND UNTIL ALL DEAD LOAD IS APPLIED TO THE TRANSFER BEAM/GIRDER.

C. DELEGATED DESIGN CONT.

E. *CURTAIN WALL AND STOREFRONT SYSTEMS* - CURTAIN WALL AND STOREFRONT COMPONENTS AND CONNECTIONS TO STRUCTURAL ELEMENTS SHALL BE DESIGNED TO RESIST THE COMPONENTS AND CLADDING WIND LOADS APPLIED TO THE BUILDING ENVELOPE. REFER TO THE LOADING CRITERIA FOR WIND DESIGN REQUIREMENTS. ALL CURTAIN WALLS SHALL HAVE VERTICAL (GRAVITY) SUPPORTS AND LATERAL (WIND) SUPPORTS AT THE LEVELS DESIGNATED ON THE STRUCTURAL DRAWINGS. THE CONTRACTOR SHALL COORDINATE ALL CURTAIN WALL SYSTEM ATTACHMENT REQUIREMENTS, INCLUDING, BUT NOT LIMITED TO, ANCHORS EMBEDDED IN CONCRETE AND FASTENERS ATTACHED TO FRAMING ELEMENTS, WITH THE STRUCTURAL SUPPORT DETAILS.

F. *SAFETY TIE-OFF SYSTEMS AND WINDOW-WASHING ANCHORS* - ALL SAFETY TIE-OFF SYSTEMS AND WINDOW-WASHING ANCHORS SHALL BE DESIGNED FOR THE RESPECTIVE MAXIMUM ANTICIPATED LOADS ACTING ON THE ELEMENTS. SAFETY TIE-OFF SYSTEMS AND WINDOW WASHING DAVITS SHALL BE ATTACHED TO BUILDING FRAMING ELEMENTS AND ELEVATED CONCRETE DECKS ONLY AT LOCATIONS APPROVED BY THE BUILDING STRUCTURAL ENGINEER OF RECORD.

D. EXISTING CONDITIONS

1. EXISTING CONDITIONS ON THESE DRAWINGS ARE REPRODUCED, IN WHOLE OR IN PART, FROM EXISTING DRAWINGS AND LIMITED VISUAL OBSERVATIONS OF THE EXISTING STRUCTURE AND SHALL BE VERIFIED IN THE FIELD BY THE CONTRACTOR PRIOR TO COMMENCING WITH WORK.
2. THE CONTRACTOR SHALL CARRY CONTINGENCY IN PRICING FOR DIFFERENCES IN CONDITIONS SHOWN, INCLUDING BUT NOT LIMITED TO:
    a. DIFFERENT FRAMING CONDITIONS
    b. DIFFERENT FOUNDATION CONDITIONS AND/OR OBSTRUCTIONS
    c. HIDDEN DAMAGE OR DETERIORATION IN STRUCTURAL MEMBERS
    d. ENCOUNTERED SITE CONDITIONS.
    e. CHANGES IN STRUCTURE DUE TO DETAILED ARCHITECTURAL DESIGN.
    f. ADDITIONAL FRAMING TO SUPPORT MECHANICAL EQUIPMENT, PENETRATIONS DUE FINAL COORDINATION WITH MEP AND OTHER DRAWINGS.
    g. UNDERPINNING OF EXISTING FOUNDATIONS WHERE ENCOUNTERED.
3. LIMITED VISUAL OBSERVATIONS OF THE EXISTING STRUCTURE WERE PERFORMED IN THE FIELD, HOWEVER, MOST OF THE EXISTING FRAMING WAS CONCEALED AND COULD NOT BE VIEWED. THE CONTRACTOR MUST INCLUDE ADEQUATE CONTINGENCY FOR REPAIRS TO EXISTING DAMAGED OR INADEQUATE STRUCTURAL CONDITIONS DISCOVERED DURING CONSTRUCTION.
4. IF THE CONTRACTOR DEEMS IT NECESSARY TO MODIFY OR REMOVE ANY PORTION OF THE EXISTING STRUCTURE IN ORDER TO PERFORM THE WORK DESCRIBED WITHIN THE CONTRACT DOCUMENTS, THEN SUCH PORTIONS OF THE STRUCTURE SHALL BE REPAIRED OR REPLACED WITH EQUAL MATERIALS AND DETAILS TO MATCH THE EXISTING CONDITIONS AT NO ADDITIONAL COST TO THE OWNER; THIS WORK SHALL BE INCLUDED IN THE BASE PRICE OF THE CONTRACT.
5. WHERE DISCREPANCIES BETWEEN THE DESIGN DRAWINGS AND FIELD CONDITIONS ARE FOUND, OR EXISTING STRUCTURAL MEMBERS AND CONNECTIONS ARE FOUND TO BE DAMAGED OR DETERIORATED TO A DIMINISHED CAPACITY AND ARE NOT SHOWN ON THESE DRAWINGS, THE CONTRACTOR SHALL SUBMIT DETAILED SKETCHES OF THE EXISTING CONDITIONS TO THE ARCHITECT/ENGINEER FOR REVIEW PRIOR TO COMMENCING WITH WORK. MODIFICATIONS TO CURRENT DETAILS OR ADDITIONAL NEW DETAILS MAY BE REQUIRED BASED ON THE ACTUAL FIELD CONDITIONS.
6. EXISTING FRAMING MEMBERS SHOWN ON THESE DRAWINGS ARE DESIGNATED BY THEIR NOMINAL SIZE, UNLESS NOTED OTHERWISE. ACTUAL MEMBER SIZES SHALL BE VERIFIED IN THE FIELD.
7. EXISTING FRAMING MEMBERS SHOWN ON THESE DRAWINGS ARE LABELED USING HISTORICAL STRUCTURAL SHAPE INFORMATION AND ARE BASED UPON FIELD MEASUREMENTS, UNLESS NOTED OTHERWISE.
8. THE EVALUATION OF THE EXISTING STRUCTURE TO SAFELY SUPPORT ANY AND ALL CONSTRUCTION LOADING (E.G. EQUIPMENT LOADS, TEMPORARY LOADS FROM DEBRIS AND MATERIAL STORAGE) IS SOLELY THE RESPONSIBILITY OF THE CONTRACTOR. THE DESIGN TEAM HAS EVALUATED THE EXISTING STRUCTURE, AFTER IMPLEMENTATION OF THE STRUCTURAL ALTERATIONS SHOWN ON THE DRAWINGS, FOR THE PERMANENT DEAD LOADS AND UNIFORM LIVE LOADS INDICATED ON THE STRUCTURAL DRAWINGS ACCORDING TO THE REQUIREMENTS OF THE BUILDING CODE. THE CONTRACTOR SHALL OBTAIN COPIES OF THE ORIGINAL STRUCTURAL DRAWINGS FOR THE BUILDING AND ANY ADDITIONS AND ALTERATIONS (IF AVAILABLE), AND SHALL ENGAGE A LICENSED STRUCTURAL ENGINEER TO EVALUATE THE PROPOSED CONSTRUCTION LOADING ON THE EXISTING STRUCTURE AND TO DESIGN ALL TEMPORARY BRACING AND SHORING SYSTEMS THAT MAY BE REQUIRED DUE TO THE CONTRACTOR'S MEANS AND METHODS AND SEQUENCE OF CONSTRUCTION.

E. FOUNDATIONS

1. THE CONTRACTOR SHALL BE RESPONSIBLE FOR CONTACTING "DIG SAFE" AS WELL AS ALL APPROPRIATE AGENCIES AND MUNICIPALITIES TO AVOID DAMAGE TO UNDERGROUND UTILITIES PRIOR TO THE START OF ANY SITE WORK.
2. THE GEOTECHNICAL REPORT, PREPARED BY GEOTECHNICAL ENGINEERING SERVICES OF ELMSFORD, NEW YORK ON MAY 7, 2020 (HEREIN KNOWN AS "GEOTECHNICAL REPORT") SHALL BE OBTAINED BY THE CONTRACTOR PRIOR TO THE START OF WORK. ALL RECOMMENDATIONS IN THE GEOTECHNICAL REPORT MUST BE STRICTLY FOLLOWED AND BE INCLUDED IN THE PROJECT BASE CONTRACT.
3. DEPTHS AND QUANTITIES OF MATERIAL REMOVAL AND REPLACEMENT SHALL BE BASED UPON THE RECOMMENDATIONS IN THE GEOTECHNICAL REPORT. THIS INCLUDES ALL REMOVAL OF UNSUITABLE SOILS, COMPACTION OF EXISTING SOILS, SPECIFICATIONS AND PLACEMENT OF ENGINEERED FILL, AND ANY ADDITIONAL REQUIREMENTS. THE CONTRACTOR SHALL INCLUDE PROVISIONS IN BASE CONTRACT FOR REMOVAL OF ALL UNSUITABLE MATERIALS AND REPLACEMENT WITH COMPACTED ENGINEERED FILL (AND/OR CRUSHED STONE AS INDICATED IN THE DRAWINGS AND SPECIFICATIONS) UP TO BOTTOM OF FOUNDATIONS AND SLABS. IN ADDITION, THE CONTRACTOR SHALL MAKE PROVISIONS FOR DEWATERING ALL GROUNDWATER DURING EXCAVATIONS OF FOUNDATIONS.
4. THE CONTRACTOR SHALL PROVIDE CONTINUOUS CONTROL OF THE SURFACE AND SUBSURFACE WATER DURING CONSTRUCTION SUCH THAT FOUNDATION WORK IS DONE IN THE DRY AND ON UNDISTURBED SUBGRADE MATERIAL AS APPLICABLE.
5. ALL FOUNDATIONS AND SLABS SHALL BEAR ON VIRGIN SOIL, COMPACTED ENGINEERED FILL, OR COMPACTED CRUSHED STONE WITH A MINIMUM BEARING CAPACITY OF 4000 PSF AS RECOMMENDED IN THE GEOTECHNICAL REPORT. UNLESS OTHERWISE RECOMMENDED IN THE GEOTECHNICAL REPORT, PROVIDE A MINIMUM 6" LAYER OF CRUSHED STONE BENEATH ALL SLABS AND FOOTINGS.
6. BOTTOMS OF ALL EXTERIOR FOUNDATION ELEMENTS SHALL BE A MINIMUM OF 4'-4" BELOW FINISH GRADE.
7. BOTTOMS OF ALL NEW FOUNDATION ELEMENTS SHALL MATCH BOTTOM OF EXISTING ADJACENT FOUNDATIONS AS THEY OCCUR. IF NEW FOUNDATIONS ARE LOWER THAN EXISTING ADJACENT FOUNDATIONS, UNDERPINNING MAY BE REQUIRED AS STATED IN THE DELEGATED DESIGN GENERAL NOTES. THE CONTRACTOR SHALL FIELD VERIFY BOTTOMS OF ALL EXISTING FOUNDATIONS.
8. FOUNDATION ELEMENTS SHALL BE STEPPED AT A MAXIMUM SLOPE OF 2 HORIZONTAL TO 1 VERTICAL, UNLESS NOTED OTHERWISE IN THE GEOTECHNICAL REPORT. (SEE TYPICAL DETAILS).
9. FOUNDATION ELEMENTS SHALL BE DROPPED AS REQUIRED AT UTILITY LOCATIONS. LOCATIONS ARE NOT SHOWN ON STRUCTURAL DRAWINGS AND CONTRACTOR SHALL COORDINATE ALL UTILITY LOCATIONS AND INTERACTION WITH FOUNDATIONS.
10. DURING BACKFILL OPERATIONS OF ALL FOUNDATION WALLS, THE FILL ON EITHER SIDE OF THE WALL SHALL NOT EXCEED A 2'-0" DIFFERENTIAL, UNLESS THE WALL IS DESIGNED FOR RETAINING ACTION.
11. ALL RETAINING WALLS SHALL NOT BE BACKFILLED UNTIL THE CONCRETE HAS ACHIEVED ITS SPECIFIED 28-DAY COMPRESSIVE STRENGTH (f'c). REFER TO THE "CONCRETE" SECTION OF THE GENERAL NOTES FOR CONCRETE STRENGTH REQUIREMENTS.
12. HYDROSTATIC PRESSURE FROM GROUNDWATER HAS NOT BEEN CONSIDERED IN THE DESIGN OF ANY FOUNDATION AND SLAB ELEMENTS UNLESS NOTED OTHERWISE. FOUNDATIONS HAVE BEEN DESIGNED ASSUMING THAT AN ENGINEERED GROUNDWATER DRAINAGE SYSTEM WILL BE INSTALLED BEHIND ALL EXTERIOR WALLS OF BELOW-GRADE SPACES AND AN ENGINEERED UNDER-SLAB DRAINAGE SYSTEM WILL BE INSTALLED BELOW ALL SLABS ON GRADE THAT ARE CONSTRUCTED BELOW THE DESIGN GROUNDWATER LEVEL TO RELIEVE HYDROSTATIC PRESSURE AGAINST THOSE ELEMENTS. THE UNDERSLAB DRAINAGE SYSTEM AND PERIMETER DRAIN SYSTEM ARE NOT SHOWN ON THE STRUCTURAL DRAWINGS. THE CONTRACTOR SHALL COORDINATE WITH THE GEOTECHNICAL REPORT, EARTHWORK SPECIFICATIONS, ARCHITECTURAL, CIVIL, GEOTECHNICAL, AND MEP DRAWINGS FOR ALL DRAINAGE SYSTEM REQUIREMENTS AND DETAILING.

F. CONCRETE

1. ALL CONCRETE WORK SHALL BE IN CONFORMANCE WITH THE *BUILDING CODE* AND ACI 318 AND 301 REQUIREMENTS. THIS SHALL INCLUDE, BUT NOT BE LIMITED TO, PROPORTIONING OF CONCRETE MIX, CONCRETE TESTING, PLACEMENT OF CONCRETE, AND CURING PROCEDURES.
2. CONCRETE SHALL HAVE THE FOLLOWING 28 DAY COMPRESSIVE STRENGTH, f'_c:
    a. ALL CONCRETE .... 4000 PSI
3. PROVIDE TOTAL AIR ENTRAINMENT OF 6% (±1%) FOR ALL CONCRETE EXPOSED TO WEATHER.
4. MAXIMUM WATER/CEMENT RATIO FOR 4000 PSI CONCRETE - W/C = 0.45, UNLESS NOTED OTHERWISE. PROVIDE A HIGH-RANGE WATER REDUCING ADMIXTURE IF REQUIRED TO INCREASE WORKABILITY OF THE CONCRETE.
5. CONCRETE FOR ALL ELEMENTS OTHER THAN ELEVATED SLABS ON DECK SHALL BE NORMAL WEIGHT (N.W.) WITH A MAXIMUM DRY DENSITY OF 145 PCF (± 5 PCF). ALL CONCRETE USED FOR ELEVATED SLABS ON DECK SHALL BE LIGHT WEIGHT (L.W.), UNLESS NOTED OTHERWISE, WITH A MAXIMUM DRY DENSITY OF 115 PCF (± 5 PCF).
6. UNLESS NOTED OTHERWISE, FLY ASH CONFORMING TO ASTM C618, CLASS C OR SLAG CEMENT CONFORMING TO ASTM C989, GRADE 120 MAY BE USED AS A REPLACEMENT FOR UP TO 25% OF CEMENTITIOUS MATERIALS BY WEIGHT. REPLACEMENT OF CEMENTITIOUS MATERIALS IN EXCESS OF THIS VALUE OR USE OF OTHER CEMENTITIOUS MATERIALS SHALL BE APPROVED BY THE ENGINEER OF RECORD PRIOR TO SUBMITTING MIX DESIGNS FOR REVIEW.
7. ALL REINFORCING STEEL SHALL CONFORM TO THE FOLLOWING MATERIAL SPECIFICATIONS:
    a. REINFORCING BARS: ASTM A615 (F_y=60 KSI, MIN.)
    b. WELDED WIRE REINFORCEMENT: ASTM A1064 (F_y=60 KSI, MIN.)
    c. REINFORCING BARS TO BE WELDED: ASTM (F_y=60 KSI, MIN.)
8. ALL STIRRUPS AND TIES SHALL BE CLOSED TYPE AND ALL HOOKS SHALL BE STANDARD 90° TYPE, UNLESS OTHERWISE NOTED.
9. WHERE NO REINFORCEMENT IS INDICATED FOR CONCRETE SLABS AND WALLS, PROVIDE A MINIMUM #4 @ 12" O.C. CONTINUOUS EACH WAY, TOP AND BOTTOM (OR EACH FACE OF WALL).
10. PROVIDE CORNER BARS AT ALL CORNERS AND INTERSECTIONS MATCHING HORIZONTAL REINFORCEMENT WITH 2'-6" MINIMUM LAPS.
11. PROVIDE A MINIMUM OF 1-#5 SUPPORT BAR AT ALL STIRRUP BENDS WHERE PRIMARY BARS DO NOT EXIST.
12. SET AND TIE ALL REINFORCEMENT, ANCHOR BOLTS, AND CAST-IN AND EMBEDDED ITEMS PRIOR TO PLACING CONCRETE. SETTING OF DOWELS AND REINFORCEMENT INTO WET CONCRETE SHALL NOT BE ALLOWED.
13. REINFORCING LAP SPLICES SHALL BE IN ACCORDANCE WITH ACI-318 FOR TENSION LAP SPLICES, CLASS B, UNLESS NOTED OTHERWISE. SEE DRAWINGS FOR SPECIAL LAP SPLICE INSTRUCTIONS AT FOUNDATION WALLS AND GRADE BEAM/PILE CAP INTERSECTIONS.
14. DETAILING OF REINFORCEMENT SHALL BE ACCORDING TO THE LATEST EDITION OF THE ACI 315 "MANUAL OF STANDARD PRACTICE FOR DETAILING REINFORCED CONCRETE STRUCTURES". PROVIDE BAR SUPPORTS, SPACERS, AND ACCESSORIES RECOMMENDED IN THE LATEST EDITION OF THE ACI DETAILING MANUAL, PUBLICATION SP-66. ALL ACCESSORIES IN CONTACT WITH EXPOSED SURFACES SHALL BE PLASTIC-COATED. PROVIDE SCHEDULE OF ALL ACCESSORIES WITH SHOP DRAWINGS FOR REVIEW.
15. CONCRETE SHALL MEET THE FOLLOWING MINIMUM PERCENTAGES OF ITS 28 DAY COMPRESSIVE STRENGTH (f'_c) PRIOR TO REMOVING FORMS AND/OR SHORES:
    a. ALL CONCRETE 40%
16. UNLESS NOTED OTHERWISE, PROVIDE REINFORCEMENT COVER PER THE TABLE AT THE END OF THIS SECTION.
17. ALL CONCRETE SHALL BE PLACED WITHOUT HORIZONTAL CONSTRUCTION JOINTS, EXCEPT WHERE SPECIFICALLY INDICATED. VERTICAL CONSTRUCTION JOINTS AND STOPS IN THE CONCRETE WORK SHALL BE MADE AT MIDSPAN. ALL REINFORCEMENT SHALL BE CONTINUOUS THROUGH VERTICAL CONSTRUCTION JOINTS.
18. MAXIMUM STRAIGHT LENGTH OF CONCRETE WALL BETWEEN CONSTRUCTION JOINTS SHALL BE 60 FEET.

F. CONCRETE CONT.

19. PROVIDE VERTICAL CONTROL JOINTS AT A MAXIMUM SPACING OF 20 FEET O.C. FOR ALL CONTINUOUS WALLS WITH MORE THAN 12" PROJECTION ABOVE FINISH GRADE.
20. NOT ALL OPENINGS AND PENETRATIONS THROUGH CONCRETE WALLS AND SLABS ARE SHOWN ON THE STRUCTURAL DRAWINGS. UNLESS NOTED OTHERWISE, FOR PENETRATIONS THROUGH CONCRETE FOUNDATION WALLS EXCEEDING 8"ø, REINFORCE WALL AROUND THE PERIMETER OF THE OPENING WITH (4)-#5 BARS, EACH FACE IN A DIAGONAL PATTERN EXTENDING 2'-6" BEYOND OPENING. COORDINATE ALL OPENING LOCATIONS WITH ARCHITECT AND OTHER TRADES.
21. PROVIDE SAWCUT JOINTS IN ALL SLABS ON GRADE USING AN EARLY-ENTRY SAW WITHIN 4 HOURS OF PLACEMENT. PROVIDE SAWCUTS @ 10'-0" O.C. MAX., UNLESS NOTED OTHERWISE.
22. PLACE ALL SLABS PER ACI 301 AND ACI 302.1 SPECIFICATIONS. UNLESS NOTED OTHERWISE, PROVIDE THE FOLLOWING MINIMUM FLOOR FLATNESS AND LEVELNESS:
    a. SLABS ON GRADE:
        1. OVERALL FLOOR FLATNESS FF = 35
        2. LOCAL FLOOR FLATNESS FF_L = 25
        3. OVERALL FLOOR LEVELNESS FL = 25
        4. LOCAL FLOOR LEVELNESS FL_L = 17
        INDIVIDUAL SECTIONAL BOUNDARIES FOR LOCAL MEASUREMENTS SHALL BE SET AT CONSTRUCTION AND CONTROL JOINT LOCATIONS. IN THE ABSENCE OF CONSTRUCTION AND CONTROL JOINTS, BOUNDARIES SHALL BE COLUMN LINES AND HALF-COLUMN LINES OR 10'-0" WIDE SEGMENTS, WHICHEVER IS LESS.
    b. COMPOSITE FLOOR SLABS:
        1. OVERALL FLOOR FLATNESS, FF = 25
        2. LOCAL FLOOR FLATNESS, FF_L = 17
        INDIVIDUAL SECTIONAL BOUNDARIES FOR LOCAL MEASUREMENTS SHALL BE COLUMN LINES AND HALF-COLUMN LINES OR 10'-0" WIDE SEGMENTS, WHICHEVER IS LESS.
23. WHERE NECESSARY DUE TO CONGESTION OF REINFORCEMENT, CONTRACTOR SHALL PROVIDE MECHANICAL BAR COUPLERS AND BAR TERMINATORS IN LIEU OF LAP SPLICES AND HOOKED ENDS PER ACI REQUIREMENTS. THE CONTRACTOR SHALL INCLUDE THE COST OF SUCH MECHANICAL ACCESSORIES IN BASE CONTRACT.
24. ALL CONCRETE TEST CYLINDERS FOR CONCRETE COMPRESSIVE TESTING SHALL BE PREPARED PER ACI REQUIREMENTS AND APPLICABLE ASTM STANDARDS.
25. ALL CONCRETE MIX DURATION TIMES SHALL BE LESS THAN 90 MINUTES.
26. ALL CONCRETE MUST BE PLACED FROM A HEIGHT NOT GREATER THAN 4'-0" ABOVE ITS FINAL POSITION.
27. COORDINATE THE LOCATION, QUANTITY, AND DIMENSIONS OF EMBEDDED ITEMS AND HARDWARE WITH THE ARCHITECT AND WITH RESPECTIVE SYSTEMS MANUFACTURERS (E.G. ELEVATORS AND CURTAIN WALL SYSTEMS).
28. ALL CONCRETE ELEMENTS WITH LEAST DIMENSION OF 5 FEET OR MORE SHALL BE CONSIDERED MASS CONCRETE AND SHALL CONFORM TO THE REQUIREMENTS OF ACI 301 SECTION 8 "MASS CONCRETE".
29. SUBMIT PROPOSED MIX DESIGN OF EACH CONCRETE TYPE AND REINFORCING SHOP DRAWINGS FOR REVIEW.

MINIMUM REINFORCEMENT COVER

CONCRETE EXPOSURE	MEMBER	REINFORCEMENT	MINIMUM COVER[1]
CAST AGAINST AND PERMANENTLY IN CONTACT WITH GROUND[2]	ALL	ALL	3 INCHES
EXPOSED TO WEATHER OR IN CONTACT WITH GROUND	ALL	NO. 6 THROUGH NO. 18 BARS	2 INCHES
		NO. 5 BAR, W31 OR D31 WIRE, AND SMALLER	1-1/2 INCHES
NOT EXPOSED TO WEATHER OR IN CONTACT WITH GROUND	SLABS, JOISTS, AND WALLS	NO. 14 AND NO. 18 BARS	1-1/2 INCHES
		NO. 11 BAR AND SMALLER	3/4 INCH
	BEAMS, COLUMNS, PEDESTALS, AND TENSION TIES	PRIMARY REINFORCEMENT, STIRRUPS, TIES, SPIRALS, AND HOOPS	1-1/2 INCHES

NOTES:
1. MINIMUM COVER IS INDICATED IN THIS TABLE. SEE STRUCTURAL DETAILS FOR LOCATIONS WHERE GREATER COVER IS REQUIRED.
2. SEE TYPICAL DETAILS FOR COVER REQUIREMENTS AT SLABS ON GRADE.

G. STRUCTURAL STEEL

1. ALL STEEL WORK SHALL BE IN CONFORMANCE WITH THE *BUILDING CODE* AS WELL AS WITH THE AMERICAN INSTITUTE OF STEEL CONSTRUCTION (AISC) SPECIFICATIONS AND ITS CODE OF STANDARD PRACTICE.
2. MATERIAL SPECIFICATIONS:
    a. W, WT SHAPES .... ASTM A992 (50 KSI)
    b. S, M, C, MC SHAPES .... ASTM A36
    c. SQUARE AND RECTANGULAR HSS .... ASTM A500, GRADE C (50 KSI)
    d. ROUND HSS .... ASTM A 500, GRADE C (46 KSI)
    e. L SHAPES, MISC. PLATES AND BARS .... ASTM A36
    f. THREADED RODS, THREADED FASTENERS .... ASTM A36
    g. BOLTS .... ASTM F3125, GRADE A325/A490
    h. TC BOLTS .... ASTM F3125, GRADE F1852/F2280
    i. ANCHOR RODS .... ASTMF1554, GRADE 36 MIN.
    j. SHEAR STUD CONNECTORS .... ASTM A108
3. ALL WELDING OPERATIONS SHALL BE PERFORMED BY AWS CERTIFIED WELDERS IN CONFORMANCE WITH ALL APPLICABLE REQUIREMENTS. USE E70XX WELDING ELECTRODES.
4. GENERAL CONNECTION DESIGN REQUIREMENTS:
    a. UNLESS NOTED OTHERWISE, ALL STRUCTURAL STEEL CONNECTIONS SHALL BE DESIGNED BY A STRUCTURAL ENGINEER WORKING FOR THE STEEL FABRICATOR UTILIZING LOAD AND RESISTANCE FACTORED DESIGN (LRFD).
    b. IN THE ABSENCE OF END REACTIONS PROVIDED ON THE STRUCTURAL DRAWINGS, ALL STRUCTURAL STEEL SHEAR CONNECTIONS SHALL BE DESIGNED BASED UPON THE MEMBERS' TOTAL UNIFORM LOAD CAPACITY AS DETERMINED FROM THE LATEST EDITION OF THE AISC STEEL CONSTRUCTION MANUAL (LRFD) ACCORDING TO THE FOLLOWING CRITERIA:
        1. COMPOSITE BEAMS:
            A. W21 AND SHALLOWER: 1.0 x [TOTAL UNIFORM LOAD CAPACITY]
            B. W24 AND DEEPER: 0.75 x [TOTAL UNIFORM LOAD CAPACITY]
        2. CANTILEVER BEAMS: 1.0 x [TOTAL UNIFORM LOAD CAPACITY]
        3. ALL OTHER BEAMS: 0.5 x [TOTAL UNIFORM LOAD CAPACITY]
        4. ALL POINT LOAD REACTIONS (E.G. TRANSFERRED COLUMNS) AND BRACE REACTIONS THAT ARE APPLIED TO THE MEMBER SHALL BE ADDED TO THESE SHEAR REACTIONS.
    c. BOLTED CONNECTIONS SHALL BE DESIGNED PER THE LATEST EDITION OF THE AISC STEEL CONSTRUCTION MANUAL (LRFD) AND THE RCSC SPECIFICATION FOR STRUCTURAL JOINTS USING MINIMUM 3/4" DIAMETER BOLTS WITH GRADES AS SPECIFIED ABOVE.
5. ALL NEW STRUCTURAL STEEL, EXCEPT THAT TO RECEIVE FIREPROOFING OR BE GALVANIZED, SHALL BE GIVEN ONE COAT OF AN APPROVED SHOP PRIMER APPLIED IN ACCORDANCE WITH MANUFACTURER'S RECOMMENDATIONS, UNLESS NOTED OTHERWISE. AT A MINIMUM, SURFACE PREPARATION OF STEEL PRIOR TO SHOP PAINTING SHALL CONFORM TO SSPC SP3. COORDINATE ALL SURFACE PREPARATION FOR PAINTED STEEL WITH THE PAINT MANUFACTURER'S REQUIREMENTS. TOUCH-UP ALL SHOP PRIMED COATS DAMAGED DURING TRANSPORTATION AND ERECTION AND PRIME ALL FIELD WELDS USING THE SAME PAINT USED FOR SHOP PRIMING.
6. ALL STRUCTURAL STEEL TO RECEIVE SPRAY-ON FIREPROOFING SHALL BE FABRICATED WITHOUT ANY PRIMER COATINGS. COORDINATE SURFACE PREPARATION REQUIREMENTS WITH THE ARCHITECT AND FIREPROOFING SUPPLIER.
7. ALL STRUCTURAL STEEL AND CONNECTIONS EXPOSED TO THE ELEMENTS SHALL BE HOT-DIP GALVANIZED, OR MAY BE PRIMED AND PAINTED WITH AN APPROVED EPOXY PAINT SYSTEM. ALL HOT-DIP GALVANIZING SURFACE PREPARATION AND OPERATIONS SHALL CONFORM TO ASTM A123 AND A153. REPAIR ALL CONNECTIONS AND SURFACES DAMAGED DURING TRANSPORTATION AND ERECTION PER ASTM A780.
8. ALL HSS STRUCTURAL MEMBERS SHALL BE FABRICATED WITH A MINIMUM 1/4" CLOSURE PLATE WITH A WEATHER-TIGHT WELD ALL AROUND AT ALL OPEN ENDS, UNLESS NOTED OTHERWISE. CLOSURE PLATE AND WELDS SHALL NOT EXTEND BEYOND THE OUTER PERIMETER OF THE MAIN HSS MEMBER.
9. ALL MEMBERS INDICATED AS A.E.S.S. IN THE ARCHITECTURAL OR STRUCTURAL CONTRACT DOCUMENTS SHALL CONFORM TO THE SPECIFICATION SECTION "ARCHITECTURALLY EXPOSED STRUCTURAL STEEL". ALL FABRICATION AND ERECTION OF A.E.S.S. MEMBERS SHALL CONFORM THE LATEST EDITION OF THE AISC CODE OF STANDARD PRACTICE FOR STEEL BUILDINGS AND BRIDGES, SECTION 10.
10. BEAM PENETRATIONS ARE NOT SHOWN ON STRUCTURAL DRAWINGS. THE CONTRACTOR, IN THE BASE CONTRACT, SHALL PROVIDE A UNIT ADD & DEDUCT PRICE PER PENETRATION FOR EACH PENETRATION TYPE SHOWN IN THE TYPICAL DETAILS IN THIS SET OF DRAWINGS. IT IS THE RESPONSIBILITY OF THE CONTRACTOR TO COORDINATE ACTUAL QUANTITY, SIZE, AND LOCATION OF ALL REQUIRED PENETRATIONS, AND TO OBTAIN WRITTEN CONFIRMATION OF ALL PENETRATIONS FROM THE ARCHITECT, MEP ENGINEER, AND STRUCTURAL ENGINEER PRIOR TO THE START OF FABRICATION.
11. STRUCTURAL STEEL FRAME SHALL BE LEVEL AND PLUMB PRIOR TO COMPLETING CONNECTIONS.
12. SUBMIT DESIGN CALCULATIONS, STAMPED AND SIGNED BY A STRUCTURAL ENGINEER, AND SHOP DRAWINGS FOR REVIEW.

H. STEEL DECKS - GENERAL

1. ALL STEEL DECK SHALL BE IN CONFORMANCE WITH THE *BUILDING CODE* AS WELL AS THE STEEL DECK INSTITUTE (SDI) REQUIREMENTS AND SPECIFICATIONS. THIS SHALL INCLUDE, BUT NOT BE LIMITED TO, MANUFACTURE, TRANSPORTATION, STORAGE, AND INSTALLATION. STEEL FLOOR DECK SHALL BE AS MANUFACTURED BY VULCRAFT (BASIS OF DESIGN), NEW MILLENNIUM BUILDING SYSTEMS, CANAM, OR AN APPROVED EQUAL.
2. ALL STEEL DECK AND DECK ACCESSORIES SHALL CONFORM TO ASTM A653 STRUCTURAL QUALITY, WITH A MINIMUM YIELD STRENGTH (F_y) OF 33 KSI.
3. ALL STEEL TO BE USED FOR DECKING SHALL BE GALVANIZED ACCORDING TO ASTM A924, WITH A MINIMUM COATING CLASS OF G60. SEE DRAWINGS FOR ADDITIONAL GALVANIZING REQUIREMENTS AT EXPOSED LOCATIONS.
4. DECK SHEETS SHALL BE PLACED IN ACCORDANCE WITH REVIEWED ERECTION LAYOUT DRAWINGS (INCLUDING FASTENING SCHEDULE) SUPPLIED BY THE DECK MANUFACTURER, AND IN CONFORMANCE WITH THE MANUFACTURER'S STANDARDS.
5. ALL STEEL DECK SHALL BE INSTALLED IN THE TRIPLE-SPAN CONDITION, UNLESS SPECIFICALLY NOTED OTHERWISE ON THE DRAWINGS.
6. UNLESS NOTED OTHERWISE ON DRAWINGS, PROVIDE 1/4" THICK (BOTTOM) AND 20 GA. (TOP) GALVANIZED STEEL PLATES AT ALL LOCATIONS WHERE DECK CHANGES SLOPE (RIDGES, VALLEYS, HIPS, ETC.) AND WHERE DECK CHANGES SPAN DIRECTION FOR CONTINUOUS EVEN SURFACE.
7. SUBMIT SHOP DRAWINGS FOR ALL METAL DECK TYPES USED ON THE PROJECT FOR REVIEW.

I. STEEL ROOF DECK

1. SDI STANDARD STEEL ROOF DECK SHALL BE DESIGNED AND ERECTED IN CONFORMANCE WITH THE LATEST EDITION OF THE ANSI/SDI STANDARD FOR STEEL ROOF DECK.
2. ROOF DECK SHALL BE DESIGNED FOR INDICATED WIND UPLIFT LOADS PER THE *BUILDING CODE* AND PER THE DESIGN LOADS ON THESE DRAWINGS.
3. NO PERMANENT SUSPENDED LOADS SHALL BE SUPPORTED BY THE STEEL ROOF DECK. THE CONTRACTOR SHALL PROVIDE A SECONDARY FRAMING SYSTEM (E.G. UNISTRUT OR SIMILAR) ATTACHED TO STRUCTURAL FRAMING TO SUPPORT ALL PERMANENT SUSPENDED LOADS AT THE UNDERSIDE OF ALL METAL ROOF DECKS. THE SECONDARY FRAMING SYSTEM SHALL SPAN BETWEEN STRUCTURAL STEEL BEAMS AND SHALL NOT BE CONNECTED IN ANY WAY TO THE METAL DECK.

ROOF DECK SCHEDULE

DECK MARK AND DESCRIPTION	DECK FASTENING			
	LOCATION	*FIELD ZONE*	*PERIMETER ZONE*	*CORNER ZONE*
D1 1 1/2" - 20 GA. TYPE B	*SUPPORTS*	5/8"ø PUDDLE WELDS @ 36/7 PATTERN	5/8"ø PUDDLE WELDS @ 36/7 PATTERN	5/8"ø PUDDLE WELDS @ 36/7 PATTERN
	EDGES	5/8"ø PUDDLE WELDS @ 12" O.C.	5/8"ø PUDDLE WELDS @ 12" O.C.	5/8"ø PUDDLE WELDS @ 6" O.C.
	SIDELAPS	#12 TEK SCREWS @ 24" O.C.	#12 TEK SCREWS @ 12" O.C.	#12 TEK SCREWS @ 12" O.C.
	DRAG LINES	5/8"ø PUDDLE WELDS @ 6" O.C. (36/7 PATTERN @ SUPPORTS)		

NOTES:
1. DEFINITIONS:
    a. *SUPPORTS*- LOCATIONS WHERE DECK IS SPANNING PERPENDICULAR TO AND SUPPORTED BY A STRUCTURAL MEMBER.
    b. *EDGES* - LOCATIONS PARALLEL TO THE DECK SPAN WHERE DECK TERMINATES ON A STRUCTURAL SUPPORT.
    c. *SIDELAPS* - LOCATIONS WHERE PARALLEL DECKS SHEETS MEET AND OVERLAP EACH OTHER.
    d. *DRAG LINES* - STRUCTURAL SUPPORTS THAT ARE PART OF BRACED FRAMES, MOMENT FRAMES, AND SHEAR WALLS; STRUCTURAL SUPPORTS THAT ARE IN LINE WITH BRACED FRAMES, MOMENT FRAMES, AND SHEAR WALLS; ALL OTHER SUPPORTS WITH AN AXIAL LOAD SPECIFIED ON PLAN. WHERE DECK RUNS PARALLEL TO A DRAG LINE, SHEETS MUST BE PLACED (OR CUT) TO ENSURE THAT A DOWN FLUTE OCCURS ON THE STRUCTURAL ROOF MEMBERS TO ALLOW INDICATED FASTENING TO OCCUR.
2. PROVIDE A MINIMUM OF (3) SIDELAP FASTENERS PER DECK SPAN.

J. STRUCTURAL DEMOLITION

1. ALL DEMOLITION WORK SHALL BE IN CONFORMANCE WITH THE *BUILDING CODE* AND ITS APPLICABLE REFERENCED STANDARDS.
2. IT IS THE RESPONSIBILITY OF THE CONTRACTOR TO VERIFY ALL EXISTING CONDITIONS AND DIMENSIONS AS THEY RELATE TO DEMOLITION AND NEW CONSTRUCTION. WHERE DISCREPANCIES BETWEEN DRAWINGS AND FIELD CONDITIONS ARE ENCOUNTERED, DEMOLITION SHALL NOT PROCEED WITHOUT WRITTEN APPROVAL FROM THE ARCHITECT/ENGINEER OF RECORD.
3. ALL BIDDERS SHALL VISIT THE SITE TO BECOME FAMILIAR WITH THE EXISTING BUILDING, RELATED ACCESS LIMITATIONS FOR PERSONNEL AND EQUIPMENT, AND OTHER POTENTIAL CONSTRUCTION COORDINATION ISSUES. DISCREPANCIES, OMISSIONS, OR VARIATIONS FROM CONDITIONS NOTED ON THE STRUCTURAL DRAWINGS AND IN THE SPECIFICATIONS THAT ARE DISCOVERED DURING THE BIDDING PERIOD SHALL BE IMMEDIATELY REPORTED TO THE ARCHITECT/ENGINEER OF RECORD AS A REQUEST FOR INFORMATION (RFI).
4. ONLY DEMOLITION OF STRUCTURAL ELEMENTS IS SHOWN ON THE STRUCTURAL CONTRACT DRAWINGS. DEMOLITION OF ADDITIONAL NONSTRUCTURAL ELEMENTS REQUIRED TO DEMOLISH AND REMOVE THE STRUCTURAL ELEMENTS INDICATED SHALL BE COORDINATED WITH THE ARCHITECT. IN GENERAL, NO COLUMNS, WALLS, BRACES, OR OTHER LOAD-BEARING VERTICAL STRUCTURAL ELEMENTS SHALL BE REMOVED AS PART OF THIS DEMOLITION UNLESS SPECIFICALLY NOTED ON THESE DRAWINGS.
5. IT IS SOLELY THE RESPONSIBILITY OF THE CONTRACTOR TO PROVIDE FOR A SAFE AND EFFICIENT METHOD OF SHORING AND/OR BRACING THE STRUCTURE DURING ALL DEMOLITION AND CONSTRUCTION PHASES. NOTE THAT TEMPORARY BRACING IS REQUIRED FOR ALL COLUMNS AND WALLS TO REMAIN WHERE INTERCONNECTED FRAMING MEMBERS (SUCH AS BEAMS, GIRDERS, DIAGONAL BRACES, OR SLABS) ARE TO BE REMOVED.
6. THE CONTRACTOR SHALL ENGAGE A STRUCTURAL ENGINEER TO PROVIDE STAMPED AND SIGNED STRUCTURAL CALCULATIONS AND DRAWINGS FOR ALL TEMPORARY SHORING AND BRACING SYSTEMS, AS WELL AS AN ANALYSIS OF ANY TEMPORARY LOADS THAT THE CONTRACTOR CHOOSES TO IMPOSE UPON THE EXISTING STRUCTURE. THE CONTRACTOR SHALL PROVIDE ALL ADDITIONAL SHORING, FLOOR REINFORCEMENT, AND OTHER MEASURES AS REQUIRED TO SUPPORT SUCH TEMPORARY LOADS. ALL SHORING SHALL BE PLACED CONTINUOUS DOWN TO FOUNDATIONS. SUBMIT A DETAILED PLAN OF DEMOLITION AND SHORING, STAMPED BY THE SAME STRUCTURAL ENGINEER, FOR RECORD.
7. DEMOLITION WORK SHALL BE PERFORMED IN SUCH A MANNER AS TO PRESERVE THE INTEGRITY OF ALL ADJACENT STRUCTURAL AND NONSTRUCTURAL BUILDING ELEMENTS. WHERE NECESSARY, PRECUT CONNECTIONS TO STRUCTURAL ELEMENTS TO REMAIN IN ORDER TO AVOID DAMAGE DURING REMOVAL OF CONNECTED MEMBERS. ANY DAMAGE TO EXISTING ELEMENTS AND FINISHES TO REMAIN SHALL BE REPAIRED BY THE CONTRACTOR AT THEIR OWN EXPENSE.

K. MASONRY

1. ALL MASONRY WORK SHALL CONFORM TO THE *BUILDING CODE* AS WELL AS THE BUILDING CODE REQUIREMENTS AND SPECIFICATIONS FOR MASONRY STRUCTURES (TMS 402/ACI 530/ASCE 5, AND TMS 602/ACI 530.1/ASCE 6) AND COMPANION COMMENTARIES AS WELL AS THE STANDARDS OF THE NATIONAL CONCRETE MASONRY ASSOCIATION (NCMA). THIS SHALL INCLUDE, BUT NOT BE LIMITED TO, ERECTION, GROUT PLACEMENT, CURING, AND WEATHER PROTECTION.
2. THIS SECTION APPLIES TO STRUCTURAL MASONRY CONSTRUCTION. REFER TO ARCHITECTURAL DRAWINGS AND SPECIFICATIONS FOR OTHER MASONRY CONSTRUCTION TYPES.
3. ALL CONCRETE MASONRY UNITS SHALL CONFORM TO ASTM C-90 WITH THE STRENGTH OF UNITS AND MORTAR BEING SUCH THAT THE (f'_m) VALUES INDICATED ARE SATISFIED.
4. ALL MORTAR SHALL CONFORM TO ASTM C-270, TYPE (M) OR (S). ALL GROUT SHALL CONFORM TO ASTM C-476. MINIMUM COMPRESSIVE STRENGTH OF GROUT SHALL BE f'_c = 3000 PSI, U.N.O.
5. MINIMUM COMPRESSIVE STRENGTH OF CONCRETE MASONRY SHALL BE f'm=1500 PSI, UNLESS NOTED OTHERWISE.
6. ALL REINFORCING STEEL SHALL CONFORM TO THE FOLLOWING MATERIAL SPECIFICATIONS:
    a. REINFORCING BARS: ASTM A615 (F_y=60 KSI, MIN.)
    b. WIRE JOINT REINFORCEMENT: ASTM A951 (F_y=70 KSI, MIN.)
    c. REINFORCING BARS TO BE WELDED: ASTM A615 AND A706 (Fy=60 KSI, MIN.)
    d. EPOXY-COATED REINFORCING BARS: ASTM A775 OR ASTM A934
    e. EPOXY-COATED WIRE JOINT REINFORCEMENT: ASTM A884 CLASS A, TYPE 1
7. PROVIDE GALVANIZED "LADDER TYPE" STANDARD WEIGHT (9 GA.) HORIZONTAL JOINT REINFORCEMENT AT 16" O.C. VERTICALLY, UNLESS NOTED OTHERWISE.
8. MINIMUM CMU WALL REINFORCEMENT SHALL BE AS FOLLOWS, UNLESS NOTED OTHERWISE:

TYPE	VERT. REINF.	HORIZ. REINF.	COMMENTS
8" ELEVATOR WALLS	#6 @ 24" O.C.	(2) #5 @ 4'-0" O.C.	GROUT 100% SOLID
OTHER 8" WALLS	#5 @ 48" O.C.	(2) #5 @ 8'-0" O.C.	
12" WALLS	#6 @ 48" O.C.	(2) #5 @ 8'-0" O.C.	

9. PROVIDE ADDITIONAL CONTINUOUS BOND BEAMS, REINFORCED AS SPECIFIED ABOVE, AT ALL FLOOR LEVELS, COURSES TO RECEIVE CAST-IN OR POST-INSTALLED ANCHORS, TOPS OF ALL CMU WALLS, AND AT MID-HEIGHT BETWEEN EACH FLOOR LEVEL. BOND BEAM VERTICAL SPACING SHALL NOT EXCEED 8'-0" O.C., U.N.O.
10. PROVIDE ADDITIONAL VERTICAL REINFORCEMENT AT JAMBS OF ALL WALL OPENINGS, ENDS OF WALL, AND STEEL BEAM OR ANGLE BEARING LOCATIONS. MINIMUM REINFORCEMENT SHALL BE (2) VERTICAL BARS TO MATCH WALL REINFORCEMENT, U.N.O. (SEE TYPICAL DETAILS).
11. PROVIDE STANDARD LAP SPLICES FOR VERTICAL AND HORIZONTAL REINFORCEMENT, WITH A SPLICE LENGTH NOT LESS THAN (48) BAR DIAMETERS. PROVIDE MECHANICAL COUPLERS, CAPABLE OF DEVELOPING 150% OF THE TENSILE STRENGTH OF THE REINFORCING BAR, FOR #7 AND LARGER VERTICAL REINFORCING BARS TO MINIMIZE CONGESTION OF REINFORCEMENT WHERE MINIMUM REINFORCEMENT COVER CANNOT BE MAINTAINED.
12. PROVIDE MATCHING DOWELS INTO FOUNDATION WALLS AT ALL VERTICAL REINFORCEMENT LOCATIONS - SEE TYPICAL DETAILS.
13. ALL BOND BEAMS, REINFORCED CELLS, AND CELLS BELOW GRADE SHALL BE GROUTED SOLID.
14. PROVIDE VERTICAL CONTROL JOINTS IN ALL CMU WALLS AT STEEL COLUMN LOCATIONS TYPICALLY, AND AT A SPACING NOT TO EXCEED 40'-0" O.C. COORDINATE ALL CONTROL JOINT LOCATIONS WITH THE ARCHITECT.
15. SEE STRUCTURAL DRAWINGS FOR MASONRY LINTEL SCHEDULE AND NOTES.
16. SUBMIT REINFORCING STEEL SHOP DRAWINGS FOR REVIEW.
17. ALL MASONRY WORK SHALL BE MONITORED AND INSPECTED BY AN INDEPENDENT TESTING AGENCY. SUBMIT FIELD REPORTS FOR REVIEW. PROVIDE "LEVEL C" QUALITY ASSURANCE, INCLUDING CONTINUOUS MONITORING OF GROUTING OPERATIONS AND ALL REQUIRED PRISM TESTS, PER TMS 602/ACI 530.1/ASCE 6.

L. COLD-FORMED (LIGHT-GAUGE) METAL FRAMING

1. ALL COLD-FORMED METAL FRAMING (CFMF) SHALL CONFORM TO THE *BUILDING CODE* AND TO THE AMERICAN IRON AND STEEL INSTITUTE (AISI) SPECIFICATIONS AND SHALL BE DESIGNED BY A STRUCTURAL ENGINEER (HEREIN REFERRED TO AS THE CFMF DESIGNER).
2. SIZES AND CONFIGURATION OF CFMF MEMBERS INDICATED IN CONTRACT DRAWINGS REPRESENT SCHEMATIC LAYOUTS AND MINIMUM FRAMING/SIZE REQUIREMENTS. THE FINAL DESIGN OF ALL COLD-FORMED MEMBERS AND SECTIONS SHALL BE DETERMINED BY THE CFMF DESIGNER. ALL CFMF WALLS AND FRAMING SHALL BE DESIGNED FOR THE GRAVITY AND WIND LOADING INFORMATION INCLUDED IN THESE DOCUMENTS.
3. THE CFMF DESIGNER SHALL DESIGN ALL CFMF WALLS AND FRAMING AS A SYSTEM. THIS SHALL INCLUDE, BUT NOT BE LIMITED TO, STICK FRAMED AND PANELIZED SECTIONS, PERMANENT AND TEMPORARY BRACING, AND REQUIRED CONNECTIONS. COORDINATE WITH ARCHITECTURAL DRAWINGS FOR ALL DETAILS, DIMENSIONS, AND OTHER INFORMATION NOT INCLUDED IN THE STRUCTURAL DRAWINGS.
4. WELDING OF CFMF MEMBERS SHALL CONFORM TO THE STRUCTURAL WELDING CODE - SHEET STEEL (AWS-D1.3). TOUCH-UP ALL WELDS WITH SPECIFIED COATING SYSTEMS.
5. INSTALLATION, BRIDGING, AND CONNECTIONS SHALL BE DESIGNED IN STRICT CONFORMANCE WITH THE CFMF MANUFACTURER'S SPECIFICATIONS AND RECOMMENDATIONS.
6. ALL EXTERIOR AND BEARING CFMF WALL STUDS SHALL BE 18 GAUGE MINIMUM, UNLESS NOTED OTHERWISE.
7. ALL CFMF CURTAIN (NON-BEARING) WALLS SHALL BE BRACED BY FULL-HEIGHT DIAPHRAGM RATED SHEATHING BOARD APPLIED TO EACH SIDE OF THE WALL. WHERE THE WALL IS NOT SHEATHED FOR ITS FULL HEIGHT ON EACH SIDE, OR IS SHEATHED ON ONE SIDE ONLY, CONTINUOUS BRIDGING, X-BRACING, OR OTHER CODE-CONFORMING BRACING SPECIFIED BY THE CFMF DESIGNER AT A SPACING NOT TO EXCEED 4'-0" O.C. SHALL PROVIDE ROTATIONAL SUPPORT. THE CONTRACTOR IS RESPONSIBLE FOR BRACING THE WALLS DURING CONSTRUCTION.
8. ALL CFMF CURTAIN (NON-BEARING) WALLS SHALL HAVE SLIP CONNECTIONS TO ALLOW FOR VERTICAL DEFLECTION OF THE STRUCTURE WITHOUT LOADING THE WALL WHILE ADEQUATELY BRACING THE WALL AGAINST OUT-OF-PLANE DISPLACEMENT. A DEFLECTION TRACK (DETAILED WITH ADEQUATE OVERLAP BETWEEN TRACK FLANGES AND WALL STUDS), SLIDE CLIPS, OR OTHER CODE-CONFORMING SLIP CONNECTION SPECIFIED BY THE CFMF DESIGNER SHALL BE USED TO ALLOW FOR THE GREATER OF THE RATIO AND THE ABSOLUTE VALUES FOR VERTICAL DEFLECTION OF THE STRUCTURE PROVIDED IN THE *LOADS AND DESIGN CRITERIA*.
9. ALL LOAD BEARING WALLS SHALL BE BRACED AGAINST ROTATION BEFORE LOADING. INSTALL BRIDGING SPACED AT INTERVALS NOT TO EXCEED 4'-0" O.C. OR AS RECOMMENDED BY THE COLD-FORMED MANUFACTURER.
10. ALL WALLS SHALL BE DESIGNED TO MEET OR EXCEED THE WALL OUT-OF-PLANE DEFLECTION REQUIREMENTS PROVIDED IN THE *LOADS AND DESIGN CRITERIA*.
11. SUBMIT SHOP DRAWINGS AND DESIGN CALCULATIONS, ALL STAMPED BY A STRUCTURAL ENGINEER, FOR REVIEW.

DESIGN LOADS AND CRITERIA

1. GENERAL DESIGN REQUIREMENTS .... *(IBC 2018, SECTION 1604)*
    a. RISK CATEGORY .... III .... *(IBC 2018, TABLE 1604.5)*
    b. MUNICIPALITY .... RYE
    c. EXISTING BUILDING-CLASSIFICATION OF WORK .... LEVEL 2 ALTERATIONS .... *(IEBC 2018, CHAPTER 5)*
2. FLOOR DESIGN LOADING CRITERIA .... *(IBC 2018, SECTION 1607)*

OCCUPANCY / USE	SUPERIMPOSED DEAD LOAD	LIVE LOADS	
		UNIFORM	CONCENTRATED
STAIRS AND EXITS	SEE PLANS	100 PSF	300 LBS[a]
HANDRAIL AND GUARDRAIL SYSTEMS	-	50 LB/FT[b]	200 LBS[b]
INTERMEDIATE RAILS & PANEL FILLERS	-	-	50 LBS[c]

NOTES:
a. NOT CONCURRENT WITH THE UNIFORM LOAD. THE CONCENTRATED LOAD ON STAIR TREADS SHALL BE APPLIED ON AN AREA OF 2 INCHES BY 2 INCHES.
b. APPLIED IN ANY DIRECTION ALONG THE HANDRAIL OR TOP RAIL TO PRODUCE THE MAXIMUM EFFECTS. UNIFORM AND CONCENTRATED LOADS ARE NOT APPLIED CONCURRENTLY.
c. APPLIED NORMAL TO THE SURFACE ON AN AREA NOT TO EXCEED 12"x12" (NOT CONCURRENT WITH TOP RAIL LOADS).

3. SNOW LOADS .... *(IBC 2018, SECTION 1608)*
    a. GROUND SNOW LOAD, P_g .... 30 PSF .... *(BCNYS2020, FIGURE 1608.2)*
    b. SNOW EXPOSURE FACTOR, C_e .... 1.0 .... *(ASCE 7-16, TABLE 7.3-1)*
    c. THERMAL FACTOR, C_t .... 1.0 .... *(ASCE 7-16, TABLE 7.3-2)*
    d. SNOW LOAD IMPORTANCE FACTOR, I_s .... 1.1 .... *(ASCE 7-16, TABLE 1.5-2)*
    e. MINIMUM FLAT ROOF SNOW LOAD, P_f (MIN.) .... 22 PSF .... *(ASCE 7-16, SECTION 7.3)*
    f. DESIGN FLAT ROOF SNOW LOAD, P_f .... 30 PSF .... *(ASCE 7-16, SECTION 7.3)*
        • INCREASED FOR SNOW DRIFT LOADING WHERE REQ'D
4. RAIN LOADS .... *(IBC 2018, SECTION 1611)*
    a. STRUCTURE HAS BEEN DESIGNED FOR 5 3/4" DEPTH OF STANDING RAIN WATER (EQUIVALENT TO DESIGN ROOF SNOW LOAD), NOT IN COMBINATION WITH ANY OTHER ROOF LIVE OR SNOW LOAD.
5. WIND LOADS .... *(IBC 2018, SECTION 1609)*
    a. GENERAL REQUIREMENTS .... *(ASCE 7-16, CHAPTER 26)*
        1. ULTIMATE DESIGN WIND SPEED, V_{ult} .... 127 MPH .... *(BCNYS2020, FIGURE 1609.3)*
        2. NOMINAL DESIGN WIND SPEED, V_{asd} .... 99 MPH .... *(IBC 2018, SECTION 1609.3.1)*
        3. WIND EXPOSURE CATEGORY .... B .... *(ASCE 7-16, SECTION 26.7)*
        4. TOPOGRAPHIC FACTOR, K_{zt} .... 1.0 .... *(ASCE 7-16, SECTION 26.8)*
        5. GROUND ELEVATION FACTOR, K_e .... 1.0 .... *(ASCE 7-16, SECTION 26.9)*
        6. GUST-EFFECT FACTOR, G .... 0.85 .... *(ASCE 7-16, SECTION 26.11)*
        7. ENCLOSURE CLASSIFICATION .... ENCLOSED .... *(ASCE 7-16, SECTION 26.2)*
        8. INTERNAL PRESSURE COEFFICIENT, GC_{pi} .... ±0.18 .... *(ASCE 7-16, TABLE 26.13-1)*
        9. DESIGN BUILDING DIMENSIONS
            a. DESIGN LENGTH / DESIGN WIDTH, L/B .... 610 FT / 495 FT
            b. MEAN ROOF HEIGHT, h .... 30 FT
            c. ROOF SLOPE .... 1/4 in/ft MIN.
        10. HURRICANE PRONE REGION .... YES .... *(IBC 2018, CHAPTER 2)*
        11. WIND-BORNE DEBRIS REGION .... NO .... *(IBC 2018, CHAPTER 2)*
    b. MAIN WIND FORCE RESISTING SYSTEM (MWFRS)
        1. ANALYSIS PROCEDURE .... DIRECTIONAL PROCEDURE, PART 1 .... *(ASCE 7-16, CHAPTER 27)*
            a. WIND DIRECTIONALITY FACTOR, K_d .... 0.85 .... *(ASCE 7-16, TABLE 26.6-1)*
            b. VELOCITY PRESSURE COEFFICIENT, K_z .... 0.7 .... *(ASCE 7-16, TABLE 26.10-1)*
    c. COMPONENTS AND CLADDING .... *(ASCE 7-16, CHAPTER 30)*
        1. ANALYSIS PROCEDURE .... PART 1: LOW RISE BUILDINGS .... *(ASCE 7-16, SECTION 30.3)*
            a. WIND DIRECTIONALITY FACTOR, K_d .... 0.85 .... *(ASCE 7-16, TABLE 26.6-1)*
            b. VELOCITY PRESSURE COEFFICIENT, K_z .... 0.7 .... *(ASCE 7-16, TABLE 26.10-1)*
            c. PERIMETER ZONE, a .... 20 FT .... *(ASCE 7-16, FIGURES 30.3-1 & 30.3-2)*
6. EARTHQUAKE LOADS .... *(IBC 2018 SECTION 1613)*
    a. SITE CLASS .... D .... *(GEOTECH REPORT)*
    b. SPECTRAL RESPONSE ACCELERATIONS
        1. S_s .... 0.281 .... *(ASCE 7-16, SECTION 11.4.2)*
        2. S_1 .... 0.060 .... *(ASCE 7-16, SECTION 11.4.2)*
    c. SPECTRAL RESPONSE COEFFICIENTS
        1. S_{ds} .... 0.295 .... *(IBC 2018, SECTION 1613.2.4)*
        2. S_{d1} .... 0.096 .... *(IBC 2018, SECTION 1613.2.4)*
    d. SEISMIC DESIGN CATEGORY .... B .... *(IBC 2018, SECTION 1613.2.5)*
    e. SEISMIC IMPORTANCE FACTOR, I_e .... 1.25 .... *(ASCE 7-16, TABLE 1.5-2)*

STRUCTURAL DRAWING LIST

S2-000	GENERAL NOTES
S2-001	SCOPE OF WORK
S2-002	SCOPE OF WORK
S2-003	SCOPE OF WORK
S2-100	OVERALL FIRST FLOOR PLAN
S2-101	OVERALL SECOND FLOOR PLAN
S2-102	OVERALL THIRD FLOOR PLAN
S2-103	OVERALL ROOF PLAN
S2-110	MIDDLE SCHOOL ENTRANCE PLANS
S2-120	ELEVATOR FRAMING PLANS
S2-130	HIGH SCHOOL ENTRANCE PLANS
S2-140	ROOF FRAMING REINFORCEMENT PLANS
S2-141	ROOF FRAMING REINFORCEMENT PLAN
S2-200	TYPICAL FOUNDATION DETAILS
S2-300	TYPICAL MASONRY DETAILS
S2-301	MASONRY DETAILS
S2-400	TYPICAL STEEL DETAILS
S2-401	TYPICAL STEEL DETAILS

Revision Schedule

No.	Description	Date
3	SED SUBMISSION	2020/09/15
4	ISSUED FOR BID	01/19/2021

Geddis Architects
Architecture. Planning. Interiors
71 Old Post Road
P.O. Box 1020
Southport, CT 06890
(203) 256-8700

Fielding International
Transforming Education by Design
259 Water Street Suite 1L
Warren , RI 02885 USA
+1 401-289-2789

BARILE GALLAGHER & ASSOCIATES
CONSULTING ENGINEERS
39 MARBLE AVE PLEASANTVILLE, NY 10570
914.328.6060 GENERAL@BGA-ENG.com www.BGA-ENG.com

Construction Manager
SAVIN ENGINEERS, P.C.
3 Campus Drive
Pleasantville, NY 10570
914-769-3200

Structural Engineer
ODEH ENGINEERS
1223 Mineral Spring Ave
North Providence, RI 02904
401-724-1771

Civil Engineer
WESTON & SAMPSON
1 Winners Circle, Suite 130
Albany, NY 12205
518-463-4400

Roof Consultant
WATSKY ASSOCIATES INC.
20 Madison Ave
Valhalla, NY 10595
914-948-3450

Acoustic Consultant
DP DESIGN
12 Cold Spring Street
Providence, RI
401-861-3218

AV Consultant
CAVANAUGH TOCCI
327 F Boston Post Road
Sudbury, MA 01776-3027
978-443-7871

SED#66180001-0005-032

PROJECT
Rye City School District
555 Theodore Fremd Ave, Rye, NY 10580

Rye High School & Middle School
1 Parsons St, Rye, NY 10580

GENERAL NOTES

PROJECT 1, 2, 3 & 4

SEAL & SIGNATURE

DATE: 09/15/20
PROJECT I2019-00155
DRAWING BY: EAC
CHK BY: DPB
DWG No:
S2-000

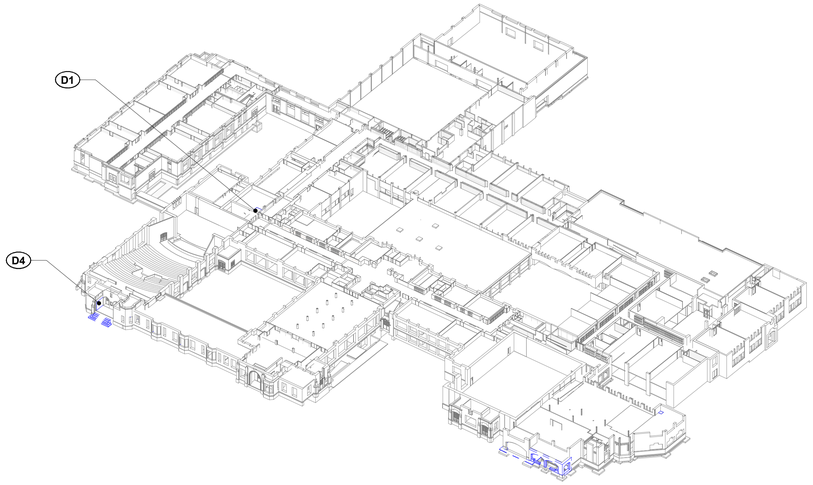

DEMOLITION

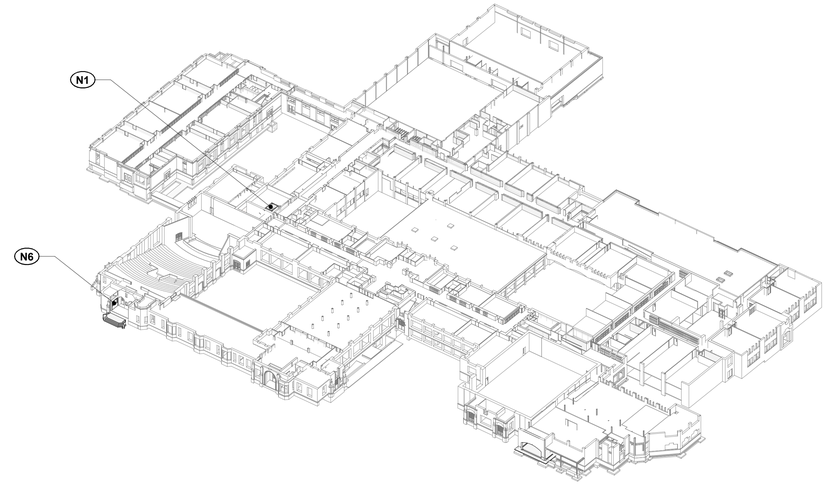

NEW WORK

2 3D VIEW - SECOND FLOOR

SCALE:

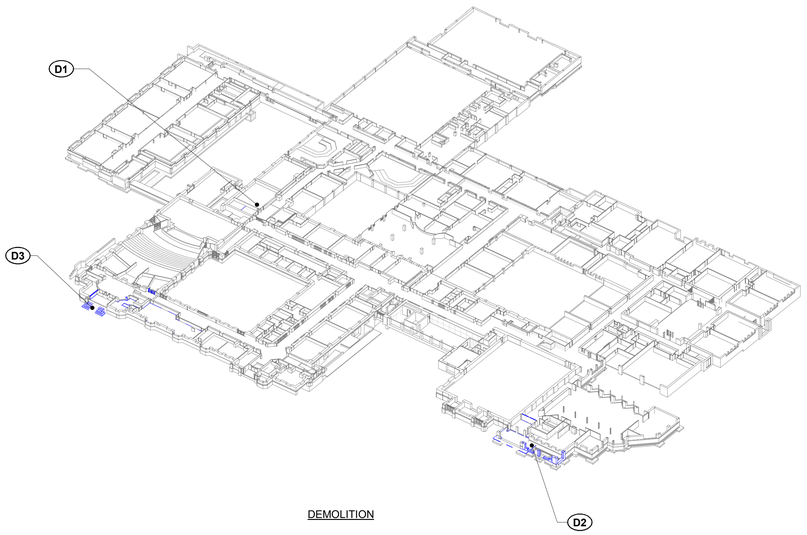

DEMOLITION

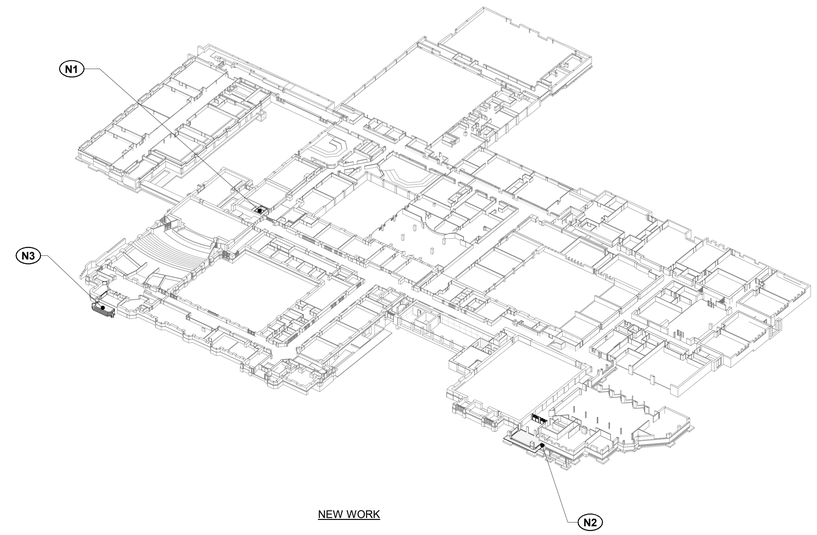

NEW WORK

1 3D VIEW - FIRST FLOOR

SCALE:

GENERAL SCOPE OF WORK

THE GENERAL SCOPE OF WORK INVOLVES:

- NEW ELEVATOR
- HVAC UPGRADES
- WALL OPENINGS AND INFILLS
- MIDDLE SCHOOL SECURE ENTRANCE
- HIGH SCHOOL SECURE ENTRANCE

THE MAJOR REQUIRED STRUCTURAL DEMOLITION AND NEW STRUCTURAL WORK INCLUDES, BUT IS NOT LIMITED TO, THE ADJACENT SECTIONS.

DEMOLITION

- **D1** DEMOLISH & REMOVE PORTION OF EXISTING CONCRETE SLAB ASSEMBLIES/JOIST FLOOR AND ROOF ASSEMBLIESTO ACCOMMODATE NEW ELEVATOR
- **D2** DEMOLISH & REMOVE SELECT EXISTING MASONRY WALLS & CONCRETE SLABS TO ACCOMMODATE NEW BUILDING ENCLOSURE AT EXISTING BREEZEWAY
- **D3** DEMOLISH & REMOVE EXIST. STAIRCASE ASSEMBLY IN ITS ENTIRETY
- **D4** DEMOLISH & REMOVE PORTIONS OF EXISTING WALLS AT NEW SECURE ENTRY

NEW WORK

- **N1** INSTALL NEW CMU SHAFT & CONCRETE FOUNDATION ASSEMBLY TO ACCOMMODATE NEW ELEVATOR
- **N2** PROVIDE NEW CONCRETE FOUNDATIONS & SLAB ON GRADE ASSEMBLY TO ACCOMMODATE NEW BUILDING ENCLOSURE AT EXISTING BREEZEWAY
- **N3** INSTALL NEW REINFORCED CONC. STAIRCASE AND PROVIDE NEW CONC. SLAB ON GRADE
- **N4** PROVIDE A NEW STEEL DUNNAGE PLATFORM FOR NEW ROOF TOP UNIT
- **N5** PROVIDE NEW STEEL ROOF REINFORCEMENT BELOW NEW ROOF TOP UNIT
- **N6** PROVIDE NEW STEEL LINTEL, POSTS, AND MASONRY AT OPENING IN EXISTING MASONRY WALL. INFILL WALL OPENING UP TO B.O. NEW WINDOW, COORD. w/ ARCH

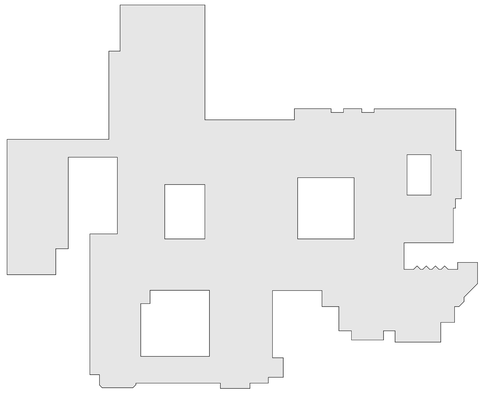

KEY PLAN

N.T.S.

Revision Schedule		
No.	Description	Date
3	SED SUBMISSION	2020/09/15
4	ISSUED FOR BID	01/19/2021

Geddis Architects

Architecture. Planning. Interiors

71 Old Post Road
P.O. Box 1020
Southport, CT 06890
(203) 256-8700

Fielding International

Transforming Education by Design

259 Water Street Suite 1L
Warren , RI 02885 USA
+1 401-289-2789

BARILE GALLAGHER & ASSOCIATES

CONSULTING ENGINEERS
39 MARBLE AVE PLEASANTVILLE, NY 10570
914.328.6060 GENERAL@BGA-ENG.com www.BGA-ENG.com

Construction Manager
SAVIN ENGINEERS, P.C.
3 Campus Drive
Pleasantville, NY 10570
914-769-3200

Structural Engineer
ODEH ENGINEERS
1223 Mineral Spring Ave
North Providence, RI 02904
401-724-1771

Civil Engineer
WESTON & SAMPSON
1 Winners Circle, Suite 130
Albany, NY 12205
518-463-4400

Roof Consultant
WATSKY ASSOCIATES INC.
20 Madison Ave
Valhalla, NY 10595
914-948-3450

Acoustic Consultant
DP DESIGN
12 Cold Spring Street
Providence, RI
401-861-3218

AV Consultant
CAVANAUGH TOCCI
327 F Boston Post Road
Sudbury, MA 01776-3027
978-443-7871

SED#66180001-0005-032

PROJECT

Rye City School District

555 Theodore Fremd Ave, Rye, NY 10580

Rye High School & Middle School

1 Parsons St, Rye, NY 10580

SCOPE OF WORK

PROJECT 1, 2, 3 & 4

SEAL & SIGNATURE

DATE: 09/15/20
PROJECT I2019-00155
DRAWING BY: EAC
CHK BY: DPB
DWG No: S2-001

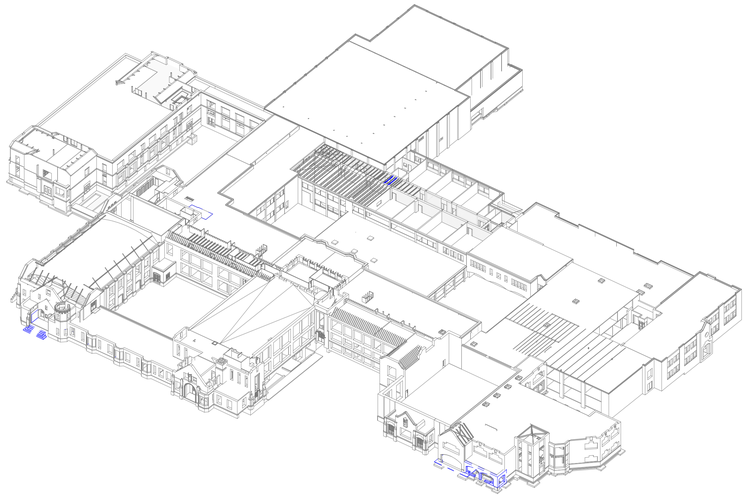

DEMOLITION

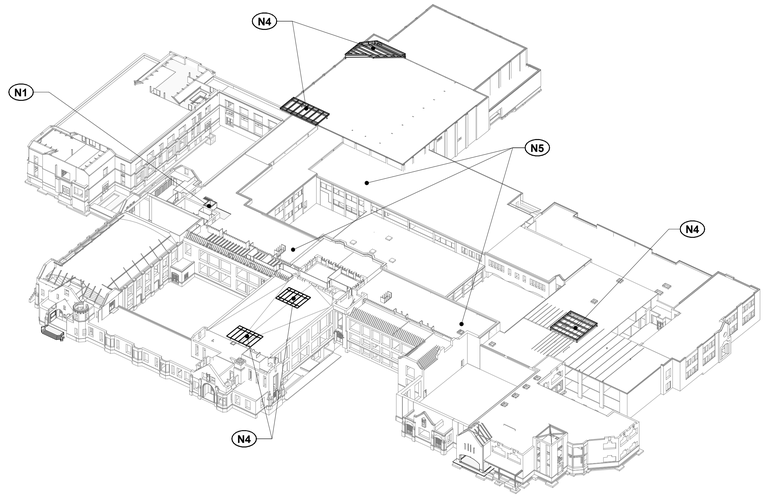

NEW WORK

2 3D VIEW - UPPER THIRD FLOOR

SCALE:

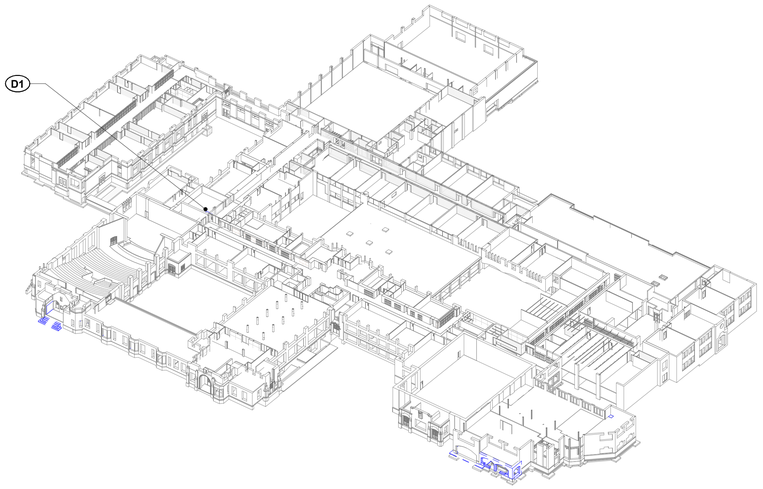

DEMOLITION

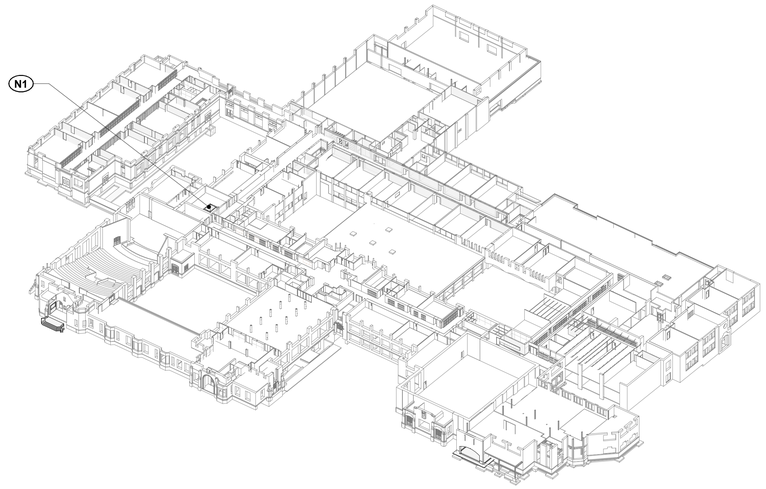

NEW WORK

1 3D VIEW - LOWER THIRD FLOOR

SCALE:

GENERAL SCOPE OF WORK

THE GENERAL SCOPE OF WORK INVOLVES:

- NEW ELEVATOR
- HVAC UPGRADES
- WALL OPENINGS AND INFILLS
- MIDDLE SCHOOL SECURE ENTRANCE
- HIGH SCHOOL SECURE ENTRANCE

THE MAJOR REQUIRED STRUCTURAL DEMOLITION AND NEW STRUCTURAL WORK INCLUDES, BUT IS NOT LIMITED TO, THE ADJACENT SECTIONS.

DEMOLITION

- **D1** DEMOLISH & REMOVE PORTION OF EXISTING CONCRETE SLAB ASSEMBLIES/JOIST FLOOR AND ROOF ASSEMBLIESTO ACCOMMODATE NEW ELEVATOR
- **D2** DEMOLISH & REMOVE SELECT EXISTING MASONRY WALLS & CONCRETE SLABS TO ACCOMMODATE NEW BUILDING ENCLOSURE AT EXISTING BREEZEWAY
- **D3** DEMOLISH & REMOVE EXIST. STAIRCASE ASSEMBLY IN ITS ENTIRETY
- **D4** DEMOLISH & REMOVE PORTIONS OF EXISTING WALLS AT NEW SECURE ENTRY

NEW WORK

- **N1** INSTALL NEW CMU SHAFT & CONCRETE FOUNDATION ASSEMBLY TO ACCOMMODATE NEW ELEVATOR
- **N2** PROVIDE NEW CONCRETE FOUNDATIONS & SLAB ON GRADE ASSEMBLY TO ACCOMMODATE NEW BUILDING ENCLOSURE AT EXISTING BREEZEWAY
- **N3** INSTALL NEW REINFORCED CONC. STAIRCASE AND PROVIDE NEW CONC. SLAB ON GRADE
- **N4** PROVIDE A NEW STEEL DUNNAGE PLATFORM FOR NEW ROOF TOP UNIT
- **N5** PROVIDE NEW STEEL ROOF REINFORCEMENT BELOW NEW ROOF TOP UNIT
- **N6** PROVIDE NEW STEEL LINTEL, POSTS, AND MASONRY AT OPENING IN EXISTING MASONRY WALL. INFILL WALL OPENING UP TO B.O. NEW WINDOW, COORD. w/ ARCH

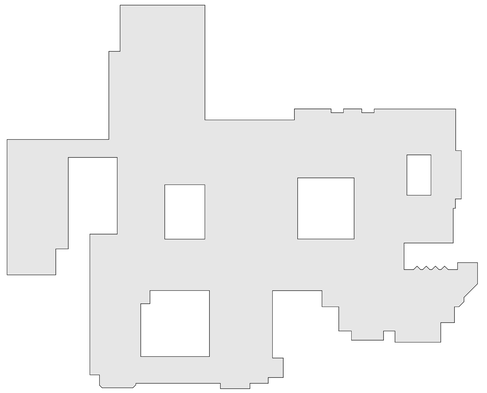

KEY PLAN

N.T.S.

Revision Schedule		
No.	Description	Date
3	SED SUBMISSION	2020/09/15
4	ISSUED FOR BID	01/19/2021

Geddis Architects

Architecture. Planning. Interiors

71 Old Post Road
P.O. Box 1020
Southport, CT 06890
(203) 256-8700

Fielding International

Transforming Education by Design

259 Water Street Suite 1L
Warren , RI 02885 USA
+1 401-289-2789

BARILE GALLAGHER & ASSOCIATES

CONSULTING ENGINEERS
39 MARBLE AVE PLEASANTVILLE, NY 10570
914.328.6060 GENERAL@BGA-ENG.com www.BGA-ENG.com

Construction Manager
SAVIN ENGINEERS, P.C.
3 Campus Drive
Pleasantville, NY 10570
914-769-3200

Structural Engineer
ODEH ENGINEERS
1223 Mineral Spring Ave
North Providence, RI 02904
401-724-1771

Civil Engineer
WESTON & SAMPSON
1 Winners Circle, Suite 130
Albany, NY 12205
518-463-4400

Roof Consultant
WATSKY ASSOCIATES INC.
20 Madison Ave
Valhalla, NY 10595
914-948-3450

Acoustic Consultant
DP DESIGN
12 Cold Spring Street
Providence, RI
401-861-3218

AV Consultant
CAVANAUGH TOCCI
327 F Boston Post Road
Sudbury, MA 01776-3027
978-443-7871

SED#66180001-0005-032

PROJECT

Rye City School District

555 Theodore Fremd Ave, Rye, NY 10580

Rye High School & Middle School

1 Parsons St, Rye, NY 10580

SCOPE OF WORK

PROJECT 1, 2, 3 & 4

SEAL & SIGNATURE

DATE: 09/15/20
PROJECT I2019-00155
DRAWING BY: EAC
CHK BY: DPB
DWG No:
S2-002

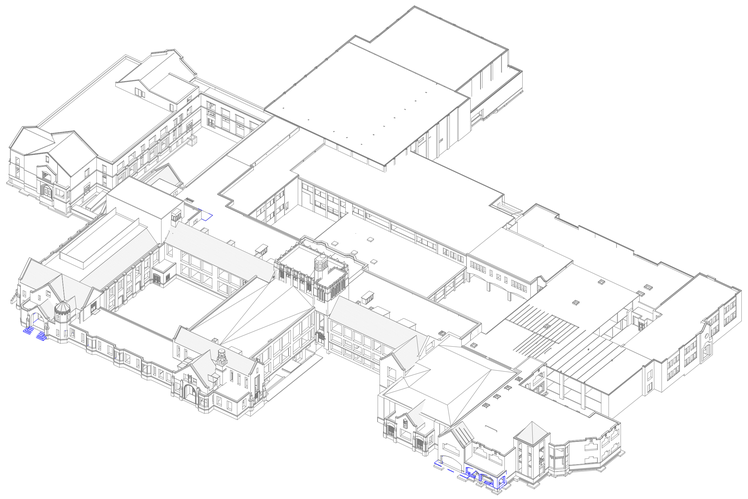

DEMOLITION

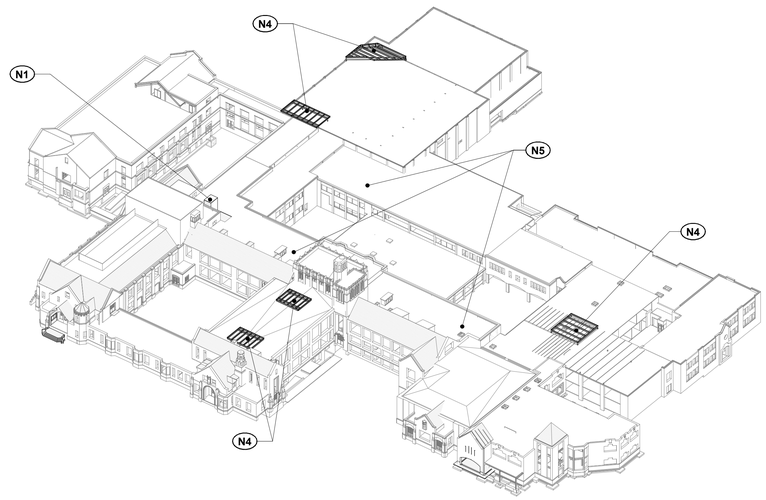

NEW WORK

1 3D VIEW - ROOF
SCALE:

GENERAL SCOPE OF WORK

THE GENERAL SCOPE OF WORK INVOLVES:
- NEW ELEVATOR
- HVAC UPGRADES
- WALL OPENINGS AND INFILLS
- MIDDLE SCHOOL SECURE ENTRANCE
- HIGH SCHOOL SECURE ENTRANCE

THE MAJOR REQUIRED STRUCTURAL DEMOLITION AND NEW STRUCTURAL WORK INCLUDES, BUT IS NOT LIMITED TO, THE ADJACENT SECTIONS.

DEMOLITION

D1 DEMOLISH & REMOVE PORTION OF EXISTING CONCRETE SLAB ASSEMBLIES/JOIST FLOOR AND ROOF ASSEMBLIESTO ACCOMMODATE NEW ELEVATOR

D2 DEMOLISH & REMOVE SELECT EXISTING MASONRY WALLS & CONCRETE SLABS TO ACCOMMODATE NEW BUILDING ENCLOSURE AT EXISTING BREEZEWAY

D3 DEMOLISH & REMOVE EXIST. STAIRCASE ASSEMBLY IN ITS ENTIRETY

D4 DEMOLISH & REMOVE PORTIONS OF EXISTING WALLS AT NEW SECURE ENTRY

NEW WORK

N1 INSTALL NEW CMU SHAFT & CONCRETE FOUNDATION ASSEMBLY TO ACCOMMODATE NEW ELEVATOR

N2 PROVIDE NEW CONCRETE FOUNDATIONS & SLAB ON GRADE ASSEMBLY TO ACCOMMODATE NEW BUILDING ENCLOSURE AT EXISTING BREEZEWAY

N3 INSTALL NEW REINFORCED CONC. STAIRCASE AND PROVIDE NEW CONC. SLAB ON GRADE

N4 PROVIDE A NEW STEEL DUNNAGE PLATFORM FOR NEW ROOF TOP UNIT

N5 PROVIDE NEW STEEL ROOF REINFORCEMENT BELOW NEW ROOF TOP UNIT

N6 PROVIDE NEW STEEL LINTEL, POSTS, AND MASONRY AT OPENING IN EXISTING MASONRY WALL. INFILL WALL OPENING UP TO B.O. NEW WINDOW, COORD. w/ ARCH

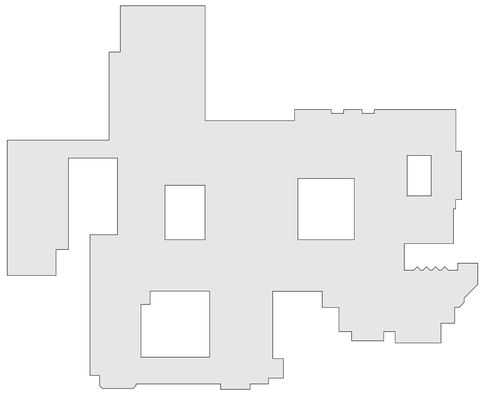

KEY PLAN
N.T.S.

Revision Schedule

No.	Description	Date
3	SED SUBMISSION	2020/09/15
4	ISSUED FOR BID	01/19/2021

Geddis Architects
Architecture. Planning. Interiors
71 Old Post Road
P.O. Box 1020
Southport, CT 06890
(203) 256-8700

Fielding International
Transforming Education by Design
259 Water Street Suite 1L
Warren , RI 02885 USA
+1 401-289-2789

bga
BARILE GALLAGHER & ASSOCIATES
CONSULTING ENGINEERS
39 MARBLE AVE PLEASANTVILLE, NY 10570
914.328.6060 GENERAL@BGA-ENG.com www.BGA-ENG.com

Construction Manager
SAVIN ENGINEERS, P.C.
3 Campus Drive
Pleasantville, NY 10570
914-769-3200

Structural Engineer
ODEH ENGINEERS
1223 Mineral Spring Ave
North Providence, RI 02904
401-724-1771

Civil Engineer
WESTON & SAMPSON
1 Winners Circle, Suite 130
Albany, NY 12205
518-463-4400

Roof Consultant
WATSKY ASSOCIATES INC.
20 Madison Ave
Valhalla, NY 10595
914-948-3450

Acoustic Consultant
DP DESIGN
12 Cold Spring Street
Providence, RI
401-861-3218

AV Consultant
CAVANAUGH TOCCI
327 F Boston Post Road
Sudbury, MA 01776-3027
978-443-7871

SED#66180001-0005-032

PROJECT
Rye City School District
555 Theodore Fremd Ave, Rye, NY 10580

Rye High School & Middle School
1 Parsons St, Rye, NY 10580

SCOPE OF WORK

PROJECT 1, 2, 3 & 4

SEAL & SIGNATURE

DATE: 09/15/20
PROJECT I2019-00155
DRAWING BY: EAC
CHK BY: DPB
DWG No:
S2-003

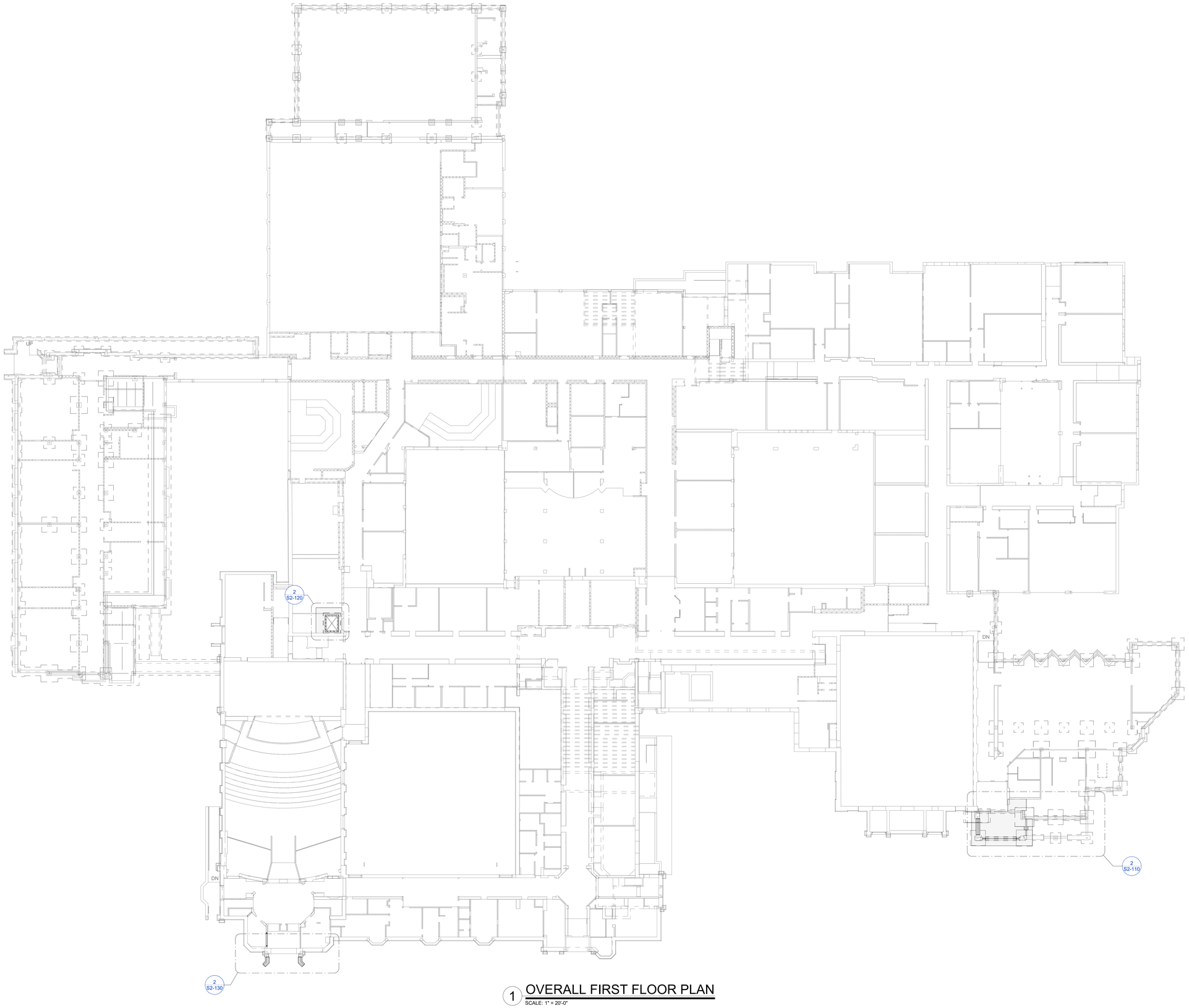

1 OVERALL FIRST FLOOR PLAN
SCALE: 1" = 20'-0"

Revision Schedule

No.	Description	Date
3	SED SUBMISSION	2020/09/15
4	ISSUED FOR BID	01/19/2021

Geddis Architects
Architecture. Planning. Interiors
71 Old Post Road
P.O. Box 1020
Southport, CT 06890
(203) 256-8700

Fielding International
Transforming Education by Design
259 Water Street Suite 1L
Warren , RI 02885 USA
+1 401-289-2789

BARILE GALLAGHER & ASSOCIATES
CONSULTING ENGINEERS
39 MARBLE AVE PLEASANTVILLE, NY 10570
914.328.6060 GENERAL@BGA-ENG.com www.BGA-ENG.com

Construction Manager
SAVIN ENGINEERS, P.C.
3 Campus Drive
Pleasantville, NY 10570
914-769-3200

Structural Engineer
ODEH ENGINEERS
1223 Mineral Spring Ave
North Providence, RI 02904
401-724-1771

Civil Engineer
WESTON & SAMPSON
1 Winners Circle, Suite 130
Albany, NY 12205
518-463-4400

Roof Consultant
WATSKY ASSOCIATES INC.
20 Madison Ave
Valhalla, NY 10595
914-948-3450

Acoustic Consultant
DP DESIGN
12 Cold Spring Street
Providence, RI
401-861-3218

AV Consultant
CAVANAUGH TOCCI
327 F Boston Post Road
Sudbury, MA 01776-3027
978-443-7871

SED#66180001-0005-032

PROJECT
Rye City School District
555 Theodore Fremd Ave, Rye, NY 10580

Rye High School & Middle School

1 Parsons St, Rye, NY 10580

OVERALL FIRST FLOOR PLAN

PROJECT 1, 2, 3 & 4

SEAL & SIGNATURE

DATE: 09/15/20
PROJECT I2019-00155
DRAWING BY: EAC
CHK BY: DPB
DWG No:
S2-100

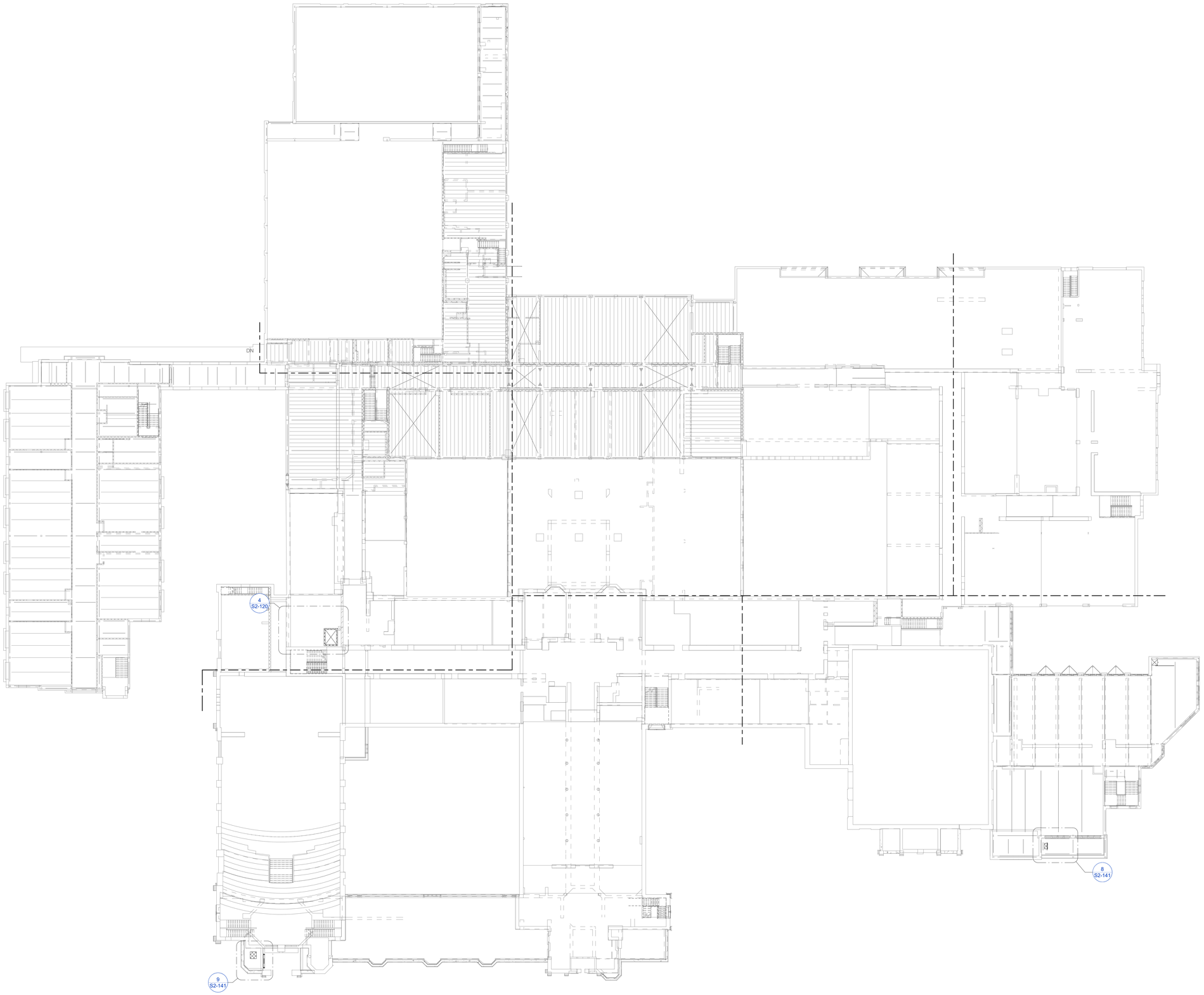

1 OVERALL SECOND FLOOR PLAN

SCALE: 1" = 20'-0"

Revision Schedule		
No.	Description	Date
3	SED SUBMISSION	2020/09/15
4	ISSUED FOR BID	01/19/2021

Geddis Architects

Architecture. Planning. Interiors

71 Old Post Road
P.O. Box 1020
Southport, CT 06890
(203) 256-8700

Fielding International

Transforming Education by Design

259 Water Street Suite 1L
Warren , RI 02885 USA
+1 401-289-2789

BARILE GALLAGHER & ASSOCIATES

CONSULTING ENGINEERS
39 MARBLE AVE PLEASANTVILLE, NY 10570
914.328.6060 GENERAL@BGA-ENG.com www.BGA-ENG.com

Construction Manager
SAVIN ENGINEERS, P.C.
3 Campus Drive
Pleasantville, NY 10570
914-769-3200

Structural Engineer
ODEH ENGINEERS
1223 Mineral Spring Ave
North Providence, RI 02904
401-724-1771

Civil Engineer
WESTON & SAMPSON
1 Winners Circle, Suite 130
Albany, NY 12205
518-463-4400

Roof Consultant
WATSKY ASSOCIATES INC.
20 Madison Ave
Valhalla, NY 10595
914-948-3450

Acoustic Consultant
DP DESIGN
12 Cold Spring Street
Providence, RI
401-861-3218

AV Consultant
CAVANAUGH TOCCI
327 F Boston Post Road
Sudbury, MA 01776-3027
978-443-7871

SED#66180001-0005-032

PROJECT

Rye City School District

555 Theodore Fremd Ave, Rye, NY 10580

Rye High School & Middle School

1 Parsons St, Rye, NY 10580

OVERALL SECOND FLOOR PLAN

PROJECT 1, 2, 3 & 4

SEAL & SIGNATURE

DATE: 09/15/20
PROJECT I2019-00155
DRAWING BY: EAC
CHK BY: DPB
DWG No:
S2-101

1 OVERALL THIRD FLOOR PLAN
SCALE: 1" = 20'-0"

Revision Schedule		
No.	Description	Date
3	SED SUBMISSION	2020/09/15
4	ISSUED FOR BID	01/19/2021

Geddis Architects
Architecture. Planning. Interiors
71 Old Post Road
P.O. Box 1020
Southport, CT 06890
(203) 256-8700

Fielding International
Transforming Education by Design
259 Water Street Suite 1L
Warren , RI 02885 USA
+1 401-289-2789

BARILE GALLAGHER & ASSOCIATES
CONSULTING ENGINEERS
39 MARBLE AVE PLEASANTVILLE, NY 10570
914.328.6060 GENERAL@BGA-ENG.com www.BGA-ENG.com

Construction Manager
SAVIN ENGINEERS, P.C.
3 Campus Drive
Pleasantville, NY 10570
914-769-3200

Structural Engineer
ODEH ENGINEERS
1223 Mineral Spring Ave
North Providence, RI 02904
401-724-1771

Civil Engineer
WESTON & SAMPSON
1 Winners Circle, Suite 130
Albany, NY 12205
518-463-4400

Roof Consultant
WATSKY ASSOCIATES INC.
20 Madison Ave
Valhalla, NY 10595
914-948-3450

Acoustic Consultant
DP DESIGN
12 Cold Spring Street
Providence, RI
401-861-3218

AV Consultant
CAVANAUGH TOCCI
327 F Boston Post Road
Sudbury, MA 01776-3027
978-443-7871

SED#66180001-0005-032

PROJECT
Rye City School District
555 Theodore Fremd Ave, Rye, NY 10580

Rye High School & Middle School

1 Parsons St, Rye, NY 10580

OVERALL THIRD FLOOR PLAN

PROJECT 1, 2, 3 & 4

SEAL & SIGNATURE

DATE: 09/15/20
PROJECT I2019-00155
DRAWING BY: EAC
CHK BY: DPB
DWG No:
S2-102

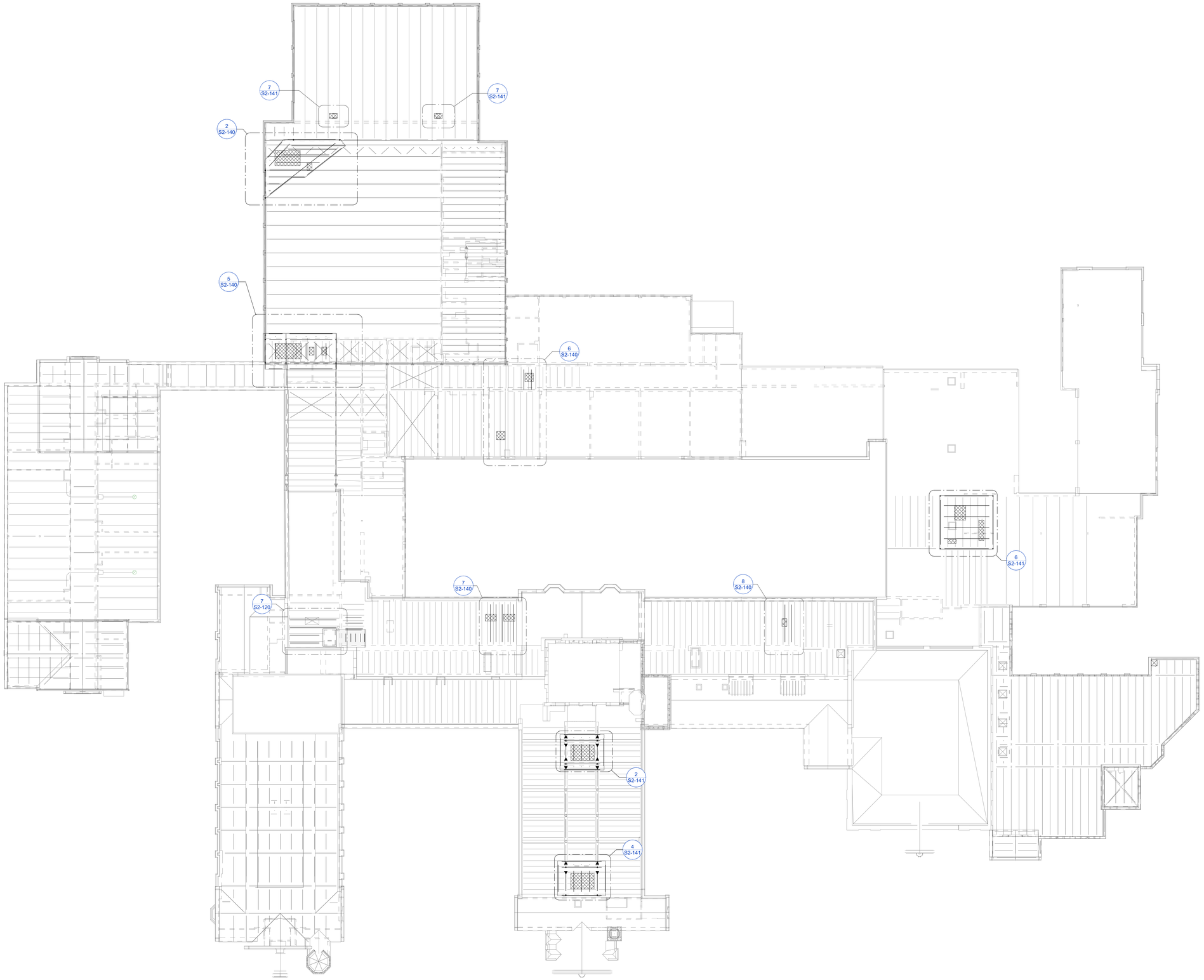

1 OVERALL ROOF PLAN

SCALE: 1" = 20'-0"

Revision Schedule		
No.	Description	Date
3	SED SUBMISSION	2020/09/15
4	ISSUED FOR BID	01/19/2021

Geddis Architects

Architecture. Planning. Interiors

71 Old Post Road
P.O. Box 1020
Southport, CT 06890
(203) 256-8700

Fielding International

Transforming Education by Design

259 Water Street Suite 1L
Warren , RI 02885 USA
+1 401-289-2789

BARILE GALLAGHER & ASSOCIATES

CONSULTING ENGINEERS
39 MARBLE AVE PLEASANTVILLE, NY 10570
914.328.6060 GENERAL@BGA-ENG.com www.BGA-ENG.com

Construction Manager
SAVIN ENGINEERS, P.C.
3 Campus Drive
Pleasantville, NY 10570
914-769-3200

Structural Engineer
ODEH ENGINEERS
1223 Mineral Spring Ave
North Providence, RI 02904
401-724-1771

Civil Engineer
WESTON & SAMPSON
1 Winners Circle, Suite 130
Albany, NY 12205
518-463-4400

Roof Consultant
WATSKY ASSOCIATES INC.
20 Madison Ave
Valhalla, NY 10595
914-948-3450

Acoustic Consultant
DP DESIGN
12 Cold Spring Street
Providence, RI
401-861-3218

AV Consultant
CAVANAUGH TOCCI
327 F Boston Post Road
Sudbury, MA 01776-3027
978-443-7871

SED#66180001-0005-032

PROJECT

Rye City School District

555 Theodore Fremd Ave, Rye, NY 10580

Rye High School & Middle School

1 Parsons St, Rye, NY 10580

OVERALL ROOF PLAN

PROJECT 1, 2, 3 & 4

SEAL & SIGNATURE

DATE: 09/15/20
PROJECT I2019-00155
DRAWING BY: EAC
CHK BY: DPB
DWG No:
S2-103

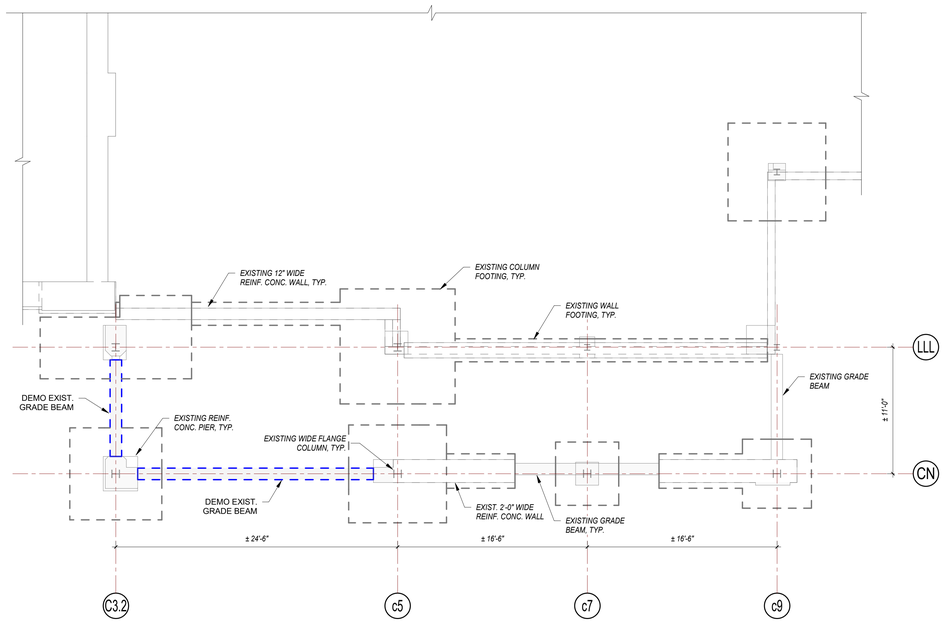

1 MIDDLE SCHOOL ENTRANCE FOUNDATION PLAN- DEMO

SCALE: 3/16" = 1'-0"

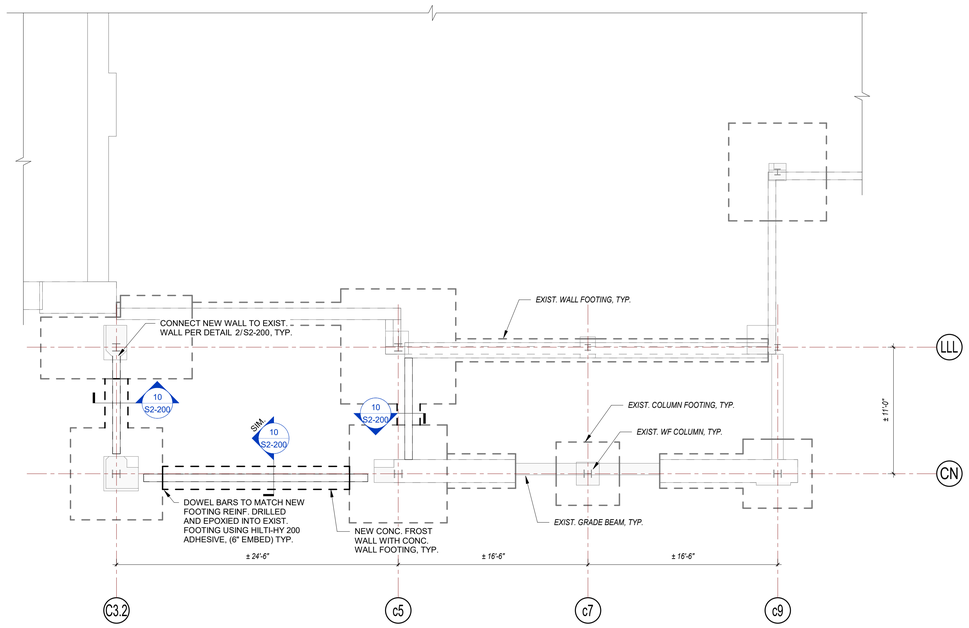

2 MIDDLE SCHOOL ENTRANCE FOUNDATION PLAN - NEW

SCALE: 3/16" = 1'-0"

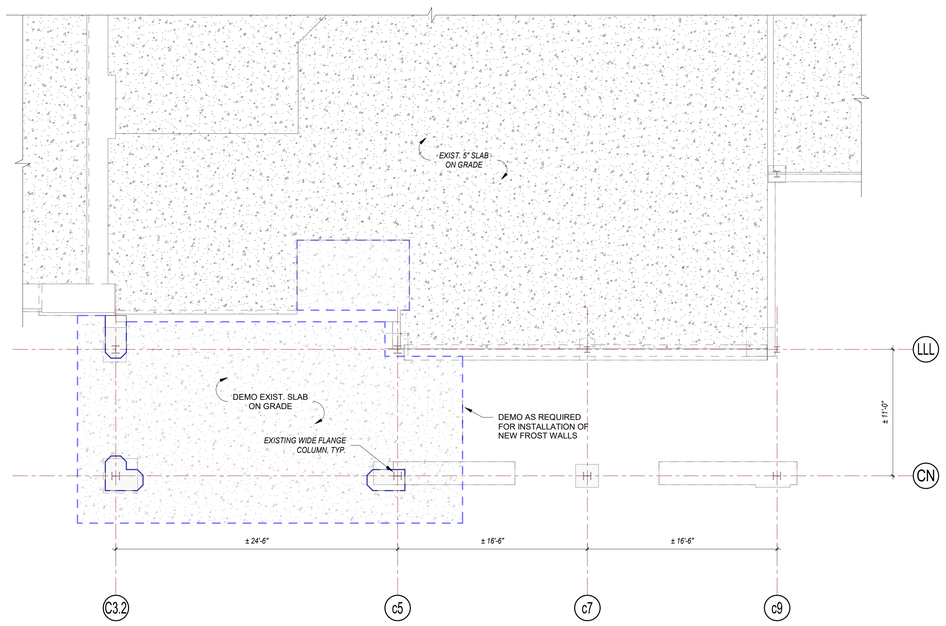

3 MIDDLE SCHOOL ENTRANCE SLAB PLAN- DEMO

SCALE: 3/16" = 1'-0"

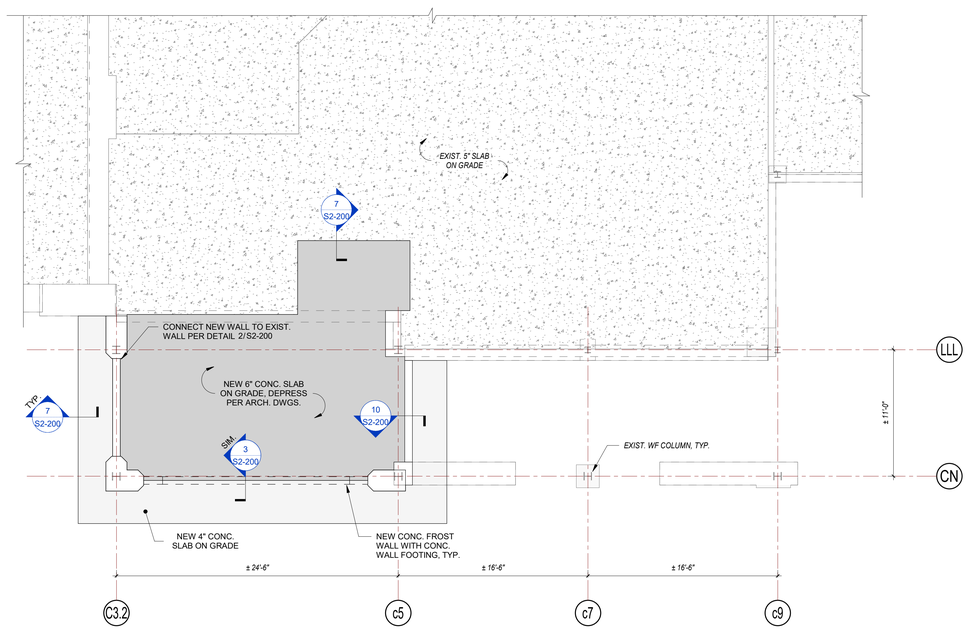

4 MIDDLE SCHOOL ENTRANCE SLAB PLAN - NEW

SCALE: 3/16" = 1'-0"

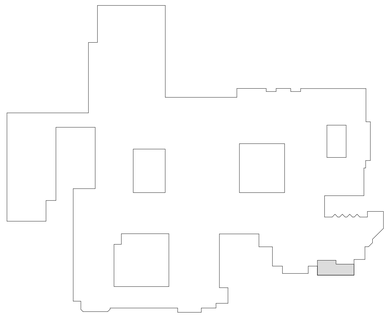

KEY PLAN

N.T.S.

Revision Schedule

No.	Description	Date
3	SED SUBMISSION	2020/09/15
4	ISSUED FOR BID	01/19/2021

Geddis Architects

Architecture. Planning. Interiors

71 Old Post Road
P.O. Box 1020
Southport, CT 06890
(203) 256-8700

Fielding International

Transforming Education by Design

259 Water Street Suite 1L
Warren , RI 02885 USA
+1 401-289-2789

BARILE GALLAGHER & ASSOCIATES

CONSULTING ENGINEERS

39 MARBLE AVE PLEASANTVILLE, NY 10570
914.328.6060 GENERAL@BGA-ENG.com www.BGA-ENG.com

Construction Manager
SAVIN ENGINEERS, P.C.
3 Campus Drive
Pleasantville, NY 10570
914-769-3200

Structural Engineer
ODEH ENGINEERS
1223 Mineral Spring Ave
North Providence, RI 02904
401-724-1771

Civil Engineer
WESTON & SAMPSON
1 Winners Circle, Suite 130
Albany, NY 12205
518-463-4400

Roof Consultant
WATSKY ASSOCIATES INC.
20 Madison Ave
Valhalla, NY 10595
914-948-3450

Acoustic Consultant
DP DESIGN
12 Cold Spring Street
Providence, RI
401-861-3218

AV Consultant
CAVANAUGH TOCCI
327 F Boston Post Road
Sudbury, MA 01776-3027
978-443-7871

SED#66180001-0005-032

PROJECT

Rye City School District

555 Theodore Fremd Ave, Rye, NY 10580

Rye High School & Middle School

1 Parsons St, Rye, NY 10580

MIDDLE SCHOOL ENTRANCE PLANS

PROJECT 1, 2, 3 & 4

SEAL & SIGNATURE

DATE: 09/15/20
PROJECT I2019-00155
DRAWING BY: EAC
CHK BY: DPB
DWG No:
S2-110

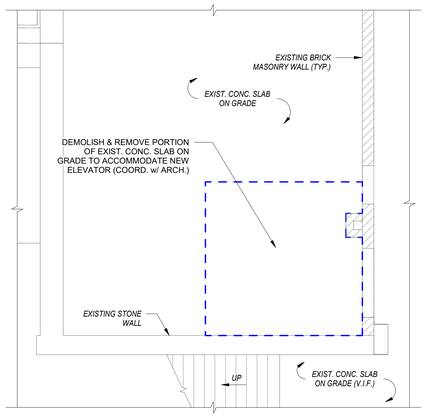

1 NEW ELEVATOR FIRST FLOOR SLAB PLAN- DEMO

SCALE: 3/16" = 1'-0"

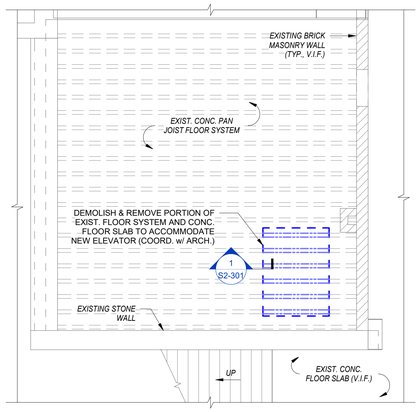

3 NEW ELEVATOR SECOND FLOOR FRAMING PLAN- DEMO

SCALE: 3/16" = 1'-0"

NOTE:
THE CONTRACTOR SHALL BE RESPONSIBLE FOR ALL SHORING OF EXISTING FLOORS AND FLOOR FRAMING DURING DEMOLITION AND REFRAMING OF EXISTING FLOORS

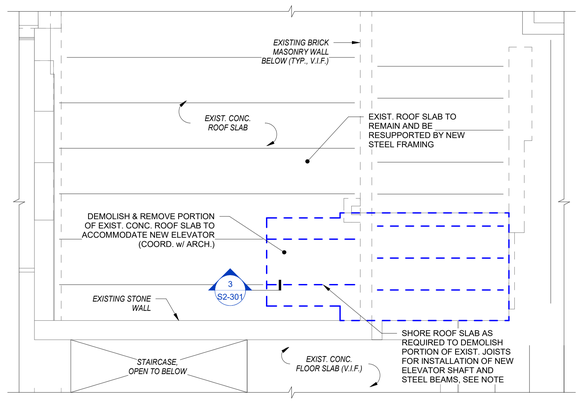

5 NEW ELEVATOR LOW ROOF FRAMING PLAN- DEMO

SCALE: 3/16" = 1'-0"

NOTE:
THE CONTRACTOR SHALL BE RESPONSIBLE FOR ALL SHORING OF EXISTING FLOORS AND FLOOR FRAMING DURING DEMOLITION AND REFRAMING OF EXISTING FLOORS

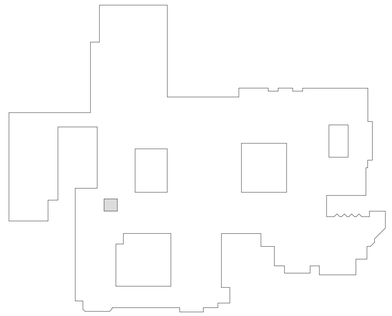

KEY PLAN

N.T.S.

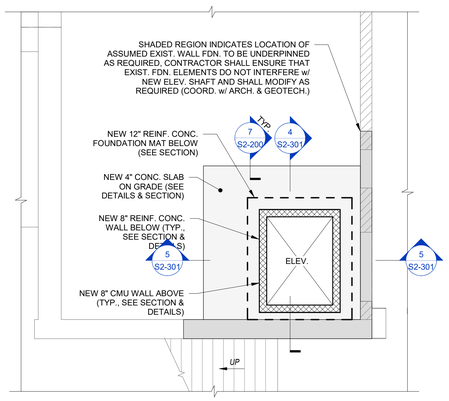

2 NEW ELEVATOR FIRST FLOOR SLAB PLAN - NEW

SCALE: 3/16" = 1'-0"

NOTE:
THE CONTRACTOR SHALL BE RESPONSIBLE FOR ALL METHODS OF UNDERPINNING DURING CONSTRUCTION. SEE SECTION "C. DELEGATED DESIGN" ON S2-000.

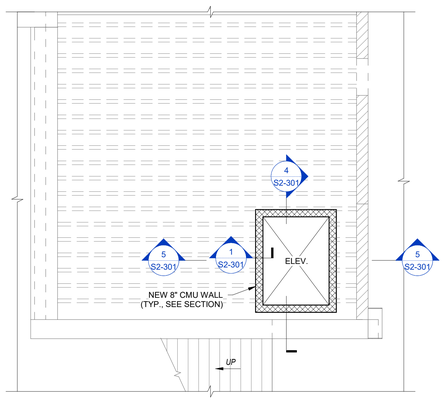

4 NEW ELEVATOR SECOND FLOOR FRAMING PLAN - NEW

SCALE: 3/16" = 1'-0"

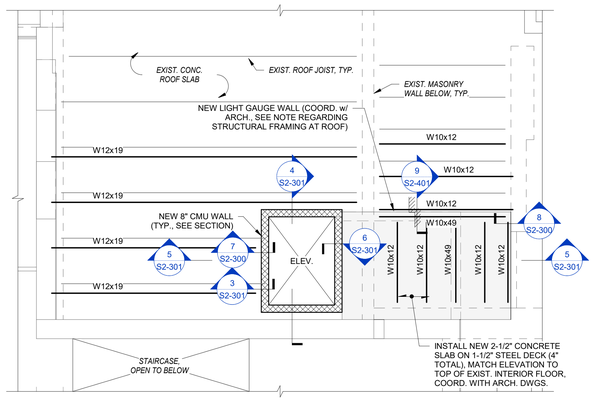

6 NEW ELEVATOR LOW ROOF FRAMING PLAN - NEW

SCALE: 3/16" = 1'-0"

NOTE:
THE CONTRACTOR SHALL BE RESPONSIBLE FOR ENGAGING A STRUCTURAL ENGINEER FOR THE DESIGN OF ALL COLD FORM WALL AND FRAMING STRUCTURES PER SECTION "C. DELEGATED DESIGN" ON S2-000.

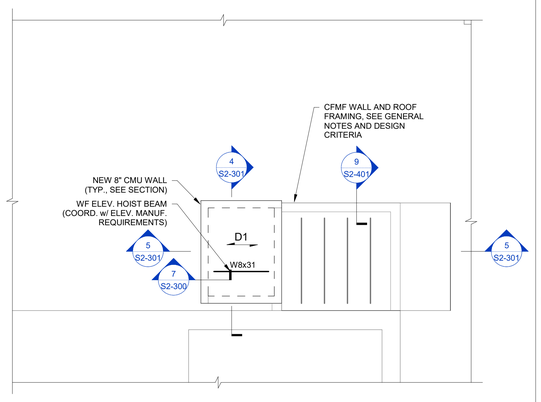

7 NEW ELEVATOR HIGH ROOF FRAMING PLAN - NEW

SCALE: 3/16" = 1'-0"

NOTE:
THE CONTRACTOR SHALL BE RESPONSIBLE FOR ENGAGING A STRUCTURAL ENGINEER FOR THE DESIGN OF ALL COLD FORM WALL AND FRAMING STRUCTURES PER SECTION "C. DELEGATED DESIGN" ON S2-000.

Revision Schedule

No.	Description	Date
3	SED SUBMISSION	2020/09/15
4	ISSUED FOR BID	01/19/2021

Geddis Architects
Architecture. Planning. Interiors
71 Old Post Road
P.O. Box 1020
Southport, CT 06890
(203) 256-8700

Fielding International
Transforming Education by Design
259 Water Street Suite 1L
Warren , RI 02885 USA
+1 401-289-2789

BARILE GALLAGHER & ASSOCIATES
CONSULTING ENGINEERS
39 MARBLE AVE PLEASANTVILLE, NY 10570
914.328.6060 GENERAL@BGA-ENG.com www.BGA-ENG.com

Construction Manager
SAVIN ENGINEERS, P.C.
3 Campus Drive
Pleasantville, NY 10570
914-769-3200

Structural Engineer
ODEH ENGINEERS
1223 Mineral Spring Ave
North Providence, RI 02904
401-724-1771

Civil Engineer
WESTON & SAMPSON
1 Winners Circle, Suite 130
Albany, NY 12205
518-463-4400

Roof Consultant
WATSKY ASSOCIATES INC.
20 Madison Ave
Valhalla, NY 10595
914-948-3450

Acoustic Consultant
DP DESIGN
12 Cold Spring Street
Providence, RI
401-861-3218

AV Consultant
CAVANAUGH TOCCI
327 F Boston Post Road
Sudbury, MA 01776-3027
978-443-7871

SED#66180001-0005-032

PROJECT

Rye City School District

555 Theodore Fremd Ave, Rye, NY 10580

Rye High School & Middle School

1 Parsons St, Rye, NY 10580

ELEVATOR FRAMING PLANS

PROJECT 1, 2, 3 & 4

SEAL & SIGNATURE

DATE: 09/15/20
PROJECT I2019-00155
DRAWING BY: MLH
CHK BY: DPB
DWG No: S2-120

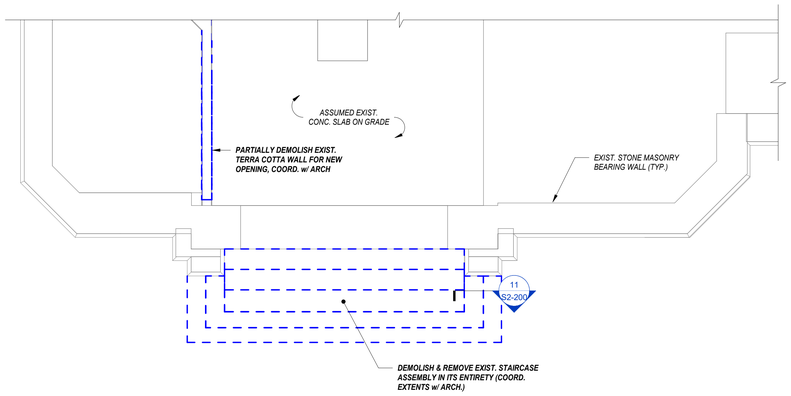

1 HIGH SCHOOL ENTRANCE SLAB PLAN - DEMO

SCALE: 1/4" = 1'-0"

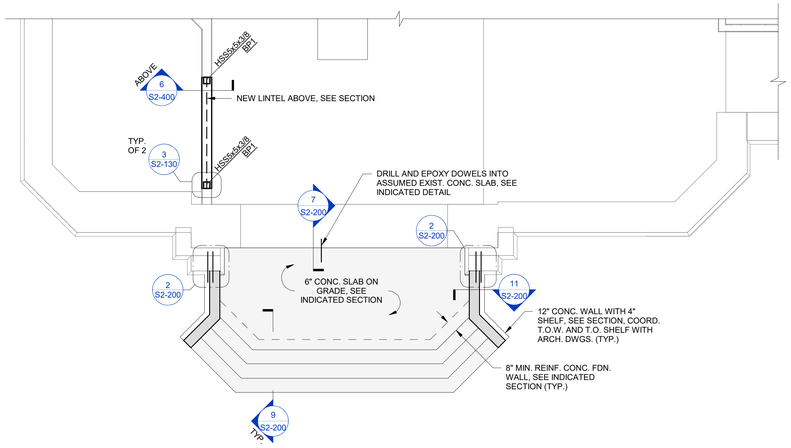

2 HIGH SCHOOL ENTRANCE SLAB PLAN - NEW

SCALE: 1/4" = 1'-0"

NOTE: ALL REINF. SHALL BE EPOXY COATED.

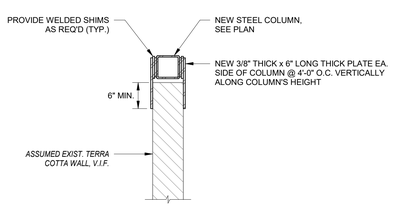

3 NEW STEEL COLUMN BRACED BY EXIST. WALL

SCALE: 3/4" = 1'-0"

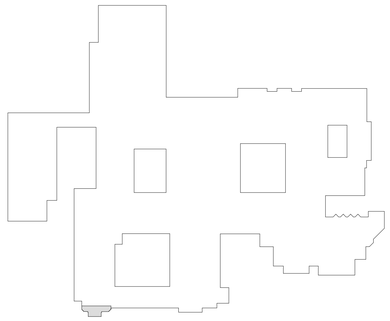

KEY PLAN

N.T.S.

Revision Schedule		
No.	Description	Date
3	SED SUBMISSION	2020/09/15
4	ISSUED FOR BID	01/19/2021

Geddis Architects
Architecture. Planning. Interiors
71 Old Post Road
P.O. Box 1020
Southport, CT 06890
(203) 256-8700

Fielding International
Transforming Education by Design
259 Water Street Suite 1L
Warren , RI 02885 USA
+1 401-289-2789

BARILE GALLAGHER & ASSOCIATES
CONSULTING ENGINEERS
39 MARBLE AVE PLEASANTVILLE, NY 10570
914.328.6060 GENERAL@BGA-ENG.com www.BGA-ENG.com

Construction Manager
SAVIN ENGINEERS, P.C.
3 Campus Drive
Pleasantville, NY 10570
914-769-3200

Structural Engineer
ODEH ENGINEERS
1223 Mineral Spring Ave
North Providence, RI 02904
401-724-1771

Civil Engineer
WESTON & SAMPSON
1 Winners Circle, Suite 130
Albany, NY 12205
518-463-4400

Roof Consultant
WATSKY ASSOCIATES INC.
20 Madison Ave
Valhalla, NY 10595
914-948-3450

Acoustic Consultant
DP DESIGN
12 Cold Spring Street
Providence, RI
401-861-3218

AV Consultant
CAVANAUGH TOCCI
327 F Boston Post Road
Sudbury, MA 01776-3027
978-443-7871

SED#66180001-0005-032

PROJECT

Rye City School District

555 Theodore Fremd Ave, Rye, NY 10580

Rye High School & Middle School

1 Parsons St, Rye, NY 10580

HIGH SCHOOL ENTRANCE PLANS

PROJECT 1, 2, 3 & 4

SEAL & SIGNATURE

DATE: 09/15/20
PROJECT I2019-00155
DRAWING BY: BLP
CHK BY: DPB
DWG No:
S2-130

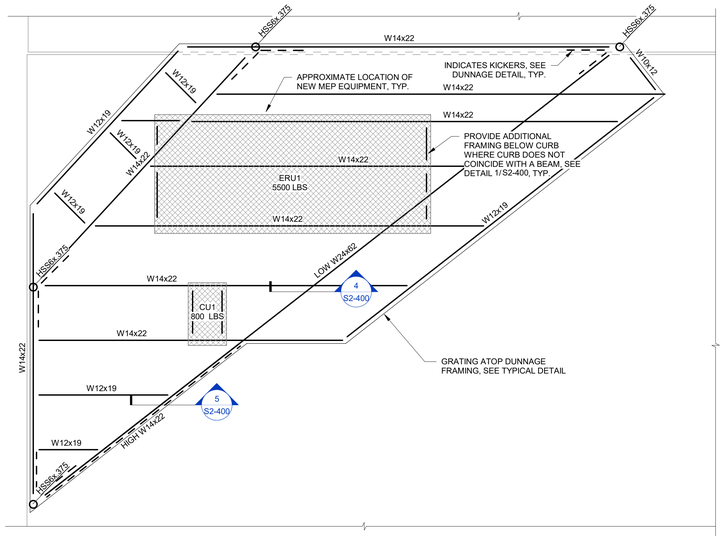

1 ROOF FRAMING PART PLAN - NEW

SCALE: 1/4" = 1'-0"

NOTE:
1. ALL DUNNAGE FRAMING, PLATES AND FASTENERS SHALL BE HOT DIPPED GALVANIZED PER THE TYPICAL DETAIL.
2. CONTRACTOR SHALL COORDINATE EXACT LOCATIONS OF MEP EQUIPMENT AND ALL ROOF OPENINGS WITH THE MEP DRAWINGS.

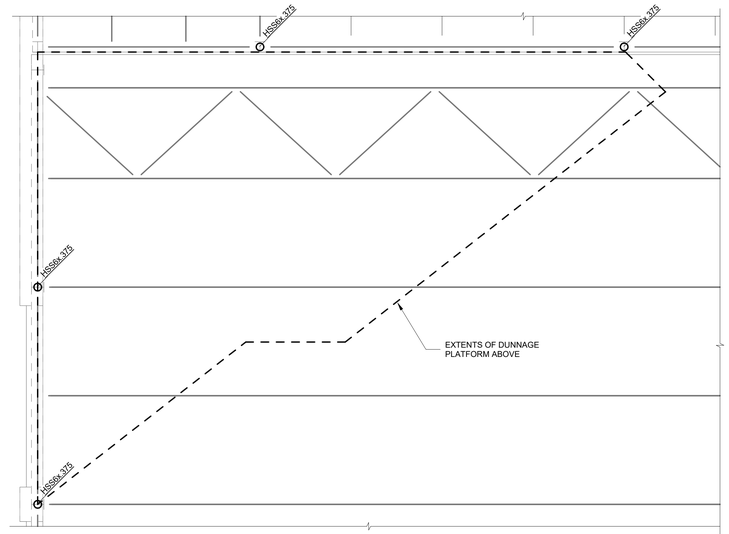

2 ROOF FRAMING PART PLAN - EXISTING

SCALE: 1/4" = 1'-0"

NOTE:
IT IS THE DESIGN INTENT TO LOCATE THE DUNNAGE FRAMING POSTS ON TOP OF EXISTING COLUMNS. THE LOCATIONS OF THE COLUMNS SHOWN ON PLAN ARE APPROXIMATE AND ARE TO BE VERIFIED IN THE FIELD. IF THE CONDITION IN THE FIELD DIFFERS FROM THAT SHOWN ON PLAN, THE STRUCTURAL DESIGN TEAM SHALL BE CONTACTED TO APPROVE OF ANY DESIGN CHANGES.

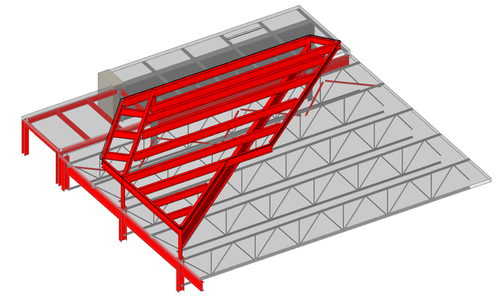

3 3D VIEW

N.T.S.

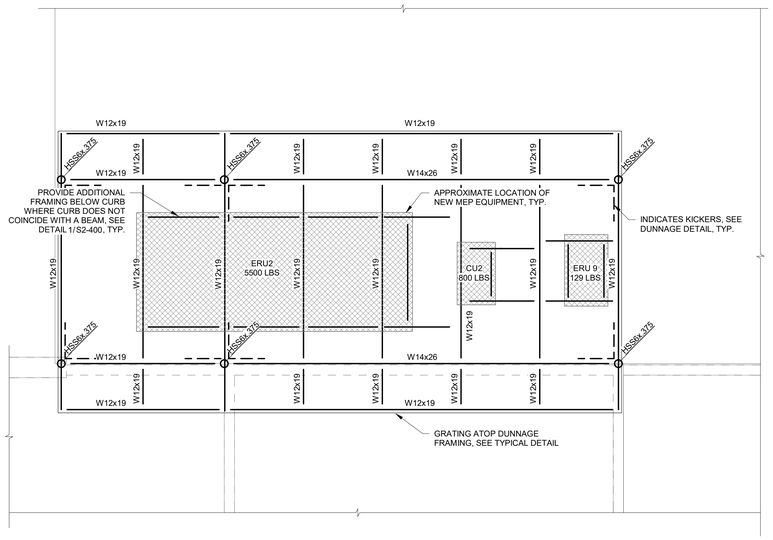

4 ROOF FRAMING PART PLAN - NEW

SCALE: 1/4" = 1'-0"

NOTE:
1. ALL DUNNAGE FRAMING, PLATES AND FASTENERS SHALL BE HOT DIPPED GALVANIZED PER THE TYPICAL DETAIL.
2. CONTRACTOR SHALL COORDINATE EXACT LOCATIONS OF MEP EQUIPMENT AND ALL ROOF OPENINGS WITH THE MEP DRAWINGS.

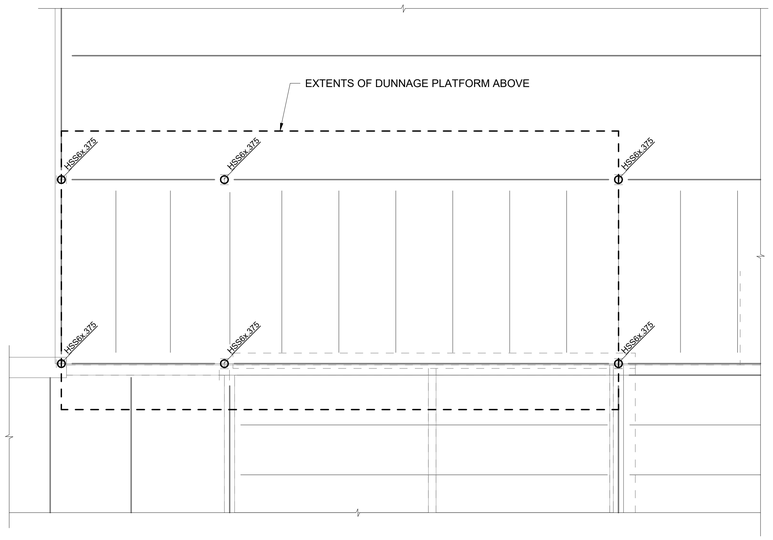

5 ROOF FRAMING PART PLAN - EXISTING

SCALE: 1/4" = 1'-0"

NOTE:
IT IS THE DESIGN INTENT TO LOCATE THE DUNNAGE FRAMING POSTS ON TOP OF EXISTING COLUMNS. THE LOCATIONS OF THE COLUMNS SHOWN ON PLAN ARE APPROXIMATE AND ARE TO BE VERIFIED IN THE FIELD. IF THE CONDITION IN THE FIELD DIFFERS FROM THAT SHOWN ON PLAN, THE STRUCTURAL DESIGN TEAM SHALL BE CONTACTED TO APPROVE OF ANY DESIGN CHANGES.

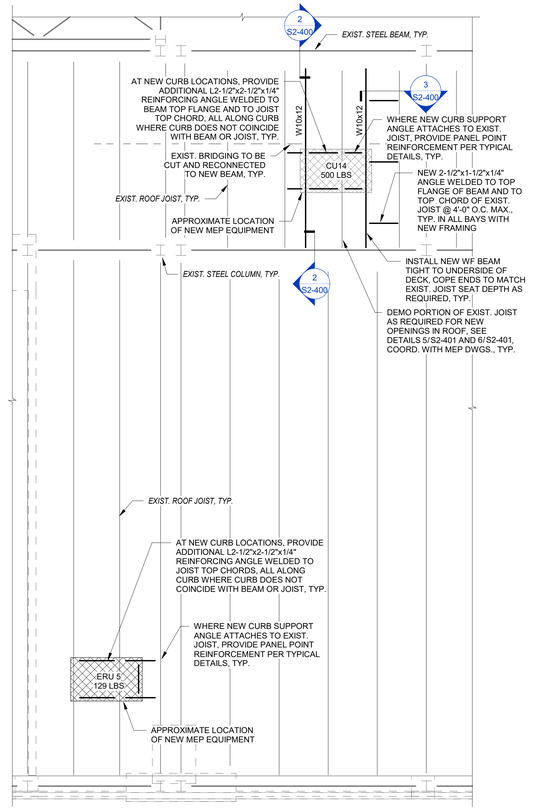

6 ROOF FRAMING PART PLAN

SCALE: 1/4" = 1'-0"

NOTE:
1. CONTRACTOR SHALL COORDINATE EXACT LOCATIONS OF MEP EQUIPMENT AND ALL ROOF OPENINGS WITH THE MEP DRAWINGS.

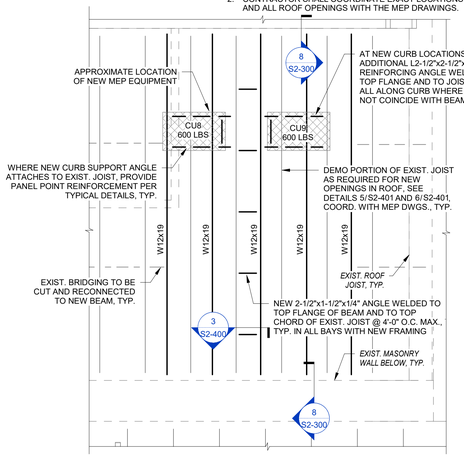

7 ROOF FRAMING PART PLAN

SCALE: 1/4" = 1'-0"

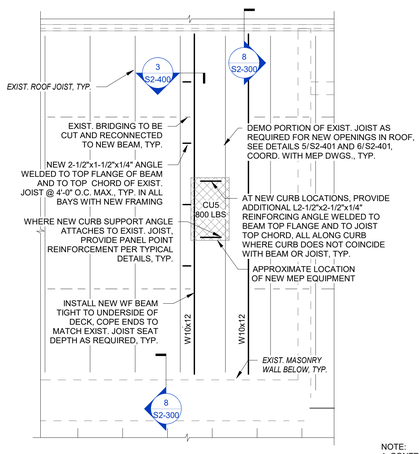

8 ROOF FRAMING PART PLAN

SCALE: 1/4" = 1'-0"

NOTE:
1. CONTRACTOR SHALL REINFORCE MASONRY WALL PER DETAIL ON PLAN. CMU CORES ARE TO BE FILLED SOLID WITH GROUT AFTER VERTICAL BAR PLACEMENT.
2. CONTRACTOR SHALL COORDINATE EXACT LOCATIONS OF MEP EQUIPMENT AND ALL ROOF OPENINGS WITH THE MEP DRAWINGS.

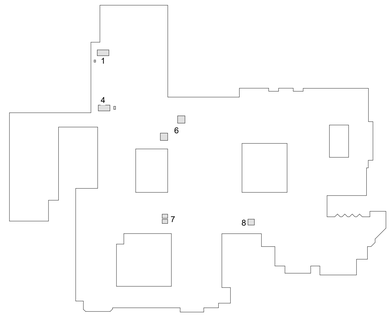

KEY PLAN

N.T.S.

Revision Schedule

No.	Description	Date
3	SED SUBMISSION	2020/09/15
4	ISSUED FOR BID	01/19/2021

Geddis Architects
Architecture. Planning. Interiors
71 Old Post Road
P.O. Box 1020
Southport, CT 06890
(203) 256-8700

Fielding International
Transforming Education by Design
259 Water Street Suite 1L
Warren , RI 02885 USA
+1 401-289-2789

BARILE GALLAGHER & ASSOCIATES
CONSULTING ENGINEERS
39 MARBLE AVE PLEASANTVILLE, NY 10570
914.328.6060 GENERAL@BGA-ENG.com www.BGA-ENG.com

Construction Manager
SAVIN ENGINEERS, P.C.
3 Campus Drive
Pleasantville, NY 10570
914-769-3200

Structural Engineer
ODEH ENGINEERS
1220 Mineral Spring Ave
North Providence, RI 02904
401-724-1771

Civil Engineer
WESTON & SAMPSON
1 Winners Circle, Suite 130
Albany, NY 12205
518-463-4400

Roof Consultant
WATSKY ASSOCIATES INC.
20 Madison Ave
Valhalla, NY 10595
914-948-3450

Acoustic Consultant
DP DESIGN
12 Cold Spring Street
Providence, RI
401-861-3218

AV Consultant
CAVANAUGH TOCCI
327 F Boston Post Road
Sudbury, MA 01776-3027
978-443-7871

SED#66180001-0005-032

PROJECT

Rye City School District

555 Theodore Fremd Ave, Rye, NY 10580

Rye High School & Middle School

1 Parsons St, Rye, NY 10580

ROOF FRAMING REINFORCEMENT PLANS

PROJECT 1, 2, 3 & 4

SEAL & SIGNATURE

DATE: 09/15/20
PROJECT I2019-00155
DRAWING BY: EAC
CHK BY: DPB
DWG No: S2-140

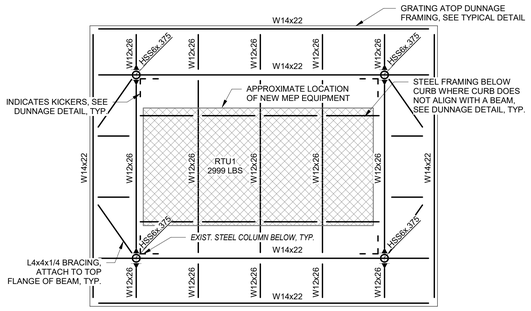

1 DUNNAGE PLATFORM FRAMING PLAN - NEW

SCALE: 1/4" = 1'-0"

NOTE:
1. ALL DUNNAGE FRAMING, PLATES AND FASTENERS SHALL BE HOT DIPPED GALVANIZED PER THE TYPICAL DETAIL.
2. CONTRACTOR SHALL COORDINATE EXACT LOCATIONS OF MEP EQUIPMENT AND ALL ROOF OPENINGS WITH THE MEP DRAWINGS.

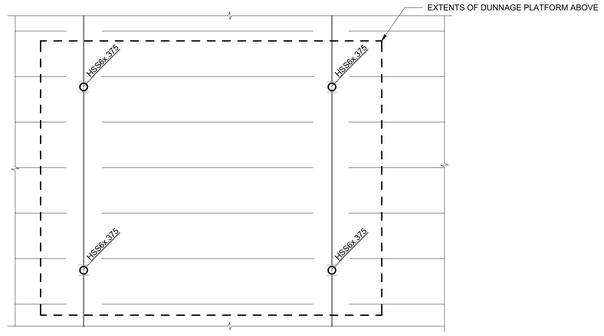

2 DUNNAGE PLATFORM FRAMING PLAN - EXISTING

SCALE: 1/4" = 1'-0"

NOTE:
IT IS THE DESIGN INTENT TO LOCATE THE DUNNAGE FRAMING POSTS ON TOP OF EXISTING COLUMNS. THE LOCATIONS OF THE COLUMNS SHOWN ON PLAN ARE APPROXIMATE AND ARE TO BE VERIFIED IN THE FIELD. IF THE CONDITION IN THE FIELD DIFFERS FROM THAT SHOWN ON PLAN, THE STRUCTURAL DESIGN TEAM SHALL BE CONTACTED TO APPROVE OF ANY DESIGN CHANGES.

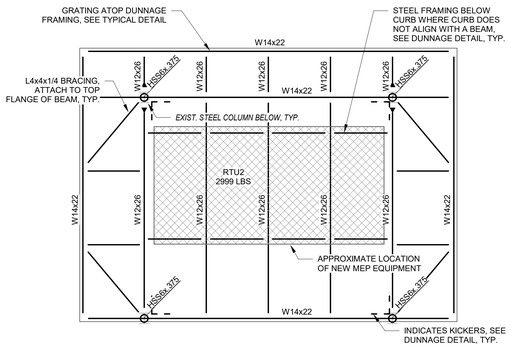

3 DUNNAGE PLATFORM FRAMING PLAN - NEW

SCALE: 1/4" = 1'-0"

NOTE:
1. ALL DUNNAGE FRAMING, PLATES AND FASTENERS SHALL BE HOT DIPPED GALVANIZED PER THE TYPICAL DETAIL.
2. CONTRACTOR SHALL COORDINATE EXACT LOCATIONS OF MEP EQUIPMENT AND ALL ROOF OPENINGS WITH THE MEP DRAWINGS.

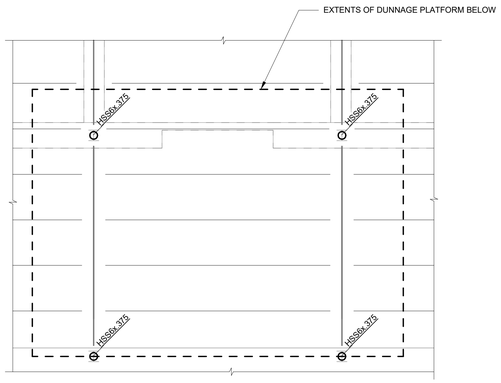

4 DUNNAGE PLATFORM FRAMING PLAN - EXISTING

SCALE: 1/4" = 1'-0"

NOTE:
IT IS THE DESIGN INTENT TO LOCATE THE DUNNAGE FRAMING POSTS ON TOP OF EXISTING COLUMNS. THE LOCATIONS OF THE COLUMNS SHOWN ON PLAN ARE APPROXIMATE AND ARE TO BE VERIFIED IN THE FIELD. IF THE CONDITION IN THE FIELD DIFFERS FROM THAT SHOWN ON PLAN, THE STRUCTURAL DESIGN TEAM SHALL BE CONTACTED TO APPROVE OF ANY DESIGN CHANGES.

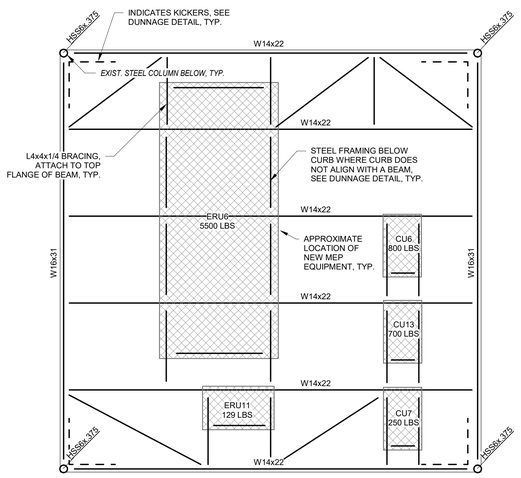

5 DUNNAGE PLATFORM FRAMING PLAN - NEW

SCALE: 1/4" = 1'-0"

NOTE:
1. ALL DUNNAGE FRAMING, PLATES AND FASTENERS SHALL BE HOT DIPPED GALVANIZED PER THE TYPICAL DETAIL.
2. CONTRACTOR SHALL COORDINATE EXACT LOCATIONS OF MEP EQUIPMENT AND ALL ROOF OPENINGS WITH THE MEP DRAWINGS.

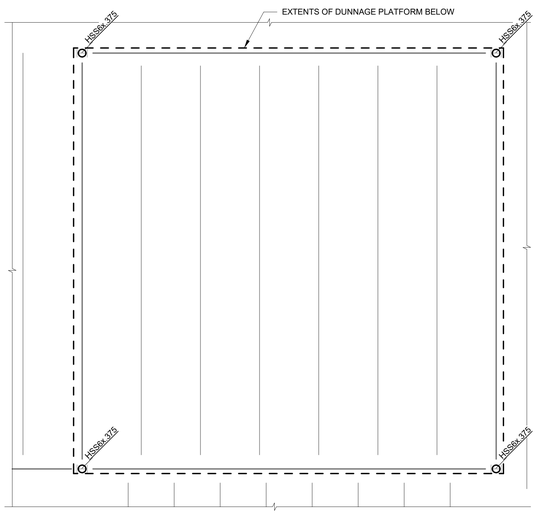

6 DUNNAGE PLATFORM FRAMING PLAN - EXISTING

SCALE: 1/4" = 1'-0"

NOTE:
IT IS THE DESIGN INTENT TO LOCATE THE DUNNAGE FRAMING POSTS ON TOP OF EXISTING COLUMNS. THE LOCATIONS OF THE COLUMNS SHOWN ON PLAN ARE APPROXIMATE AND ARE TO BE VERIFIED IN THE FIELD. IF THE CONDITION IN THE FIELD DIFFERS FROM THAT SHOWN ON PLAN, THE STRUCTURAL DESIGN TEAM SHALL BE CONTACTED TO APPROVE OF ANY DESIGN CHANGES.

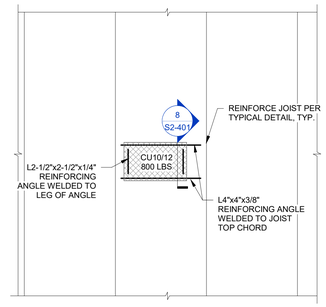

7 ROOF FRAMING PART PLAN

SCALE: 1/4" = 1'-0"

NOTE:
1. CONTRACTOR SHALL COORDINATE EXACT LOCATIONS OF MEP EQUIPMENT AND ALL ROOF OPENINGS WITH THE MEP DRAWINGS.

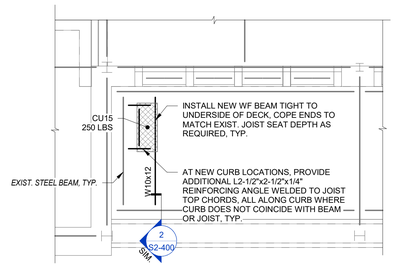

8 ROOF FRAMING PART PLAN

SCALE: 1/4" = 1'-0"

NOTE:
1. CONTRACTOR SHALL COORDINATE EXACT LOCATIONS OF MEP EQUIPMENT AND ALL ROOF OPENINGS WITH THE MEP DRAWINGS.

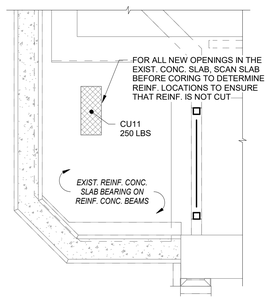

9 ROOF FRAMING PART PLAN

SCALE: 1/4" = 1'-0"

NOTE:
1. CONTRACTOR SHALL COORDINATE EXACT LOCATIONS OF MEP EQUIPMENT AND ALL ROOF OPENINGS WITH THE MEP DRAWINGS.

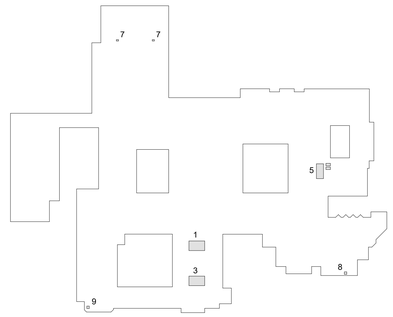

KEY PLAN

N.T.S.

Revision Schedule

No.	Description	Date
4	ISSUED FOR BID	01/19/2021

Geddis Architects
Architecture. Planning. Interiors
71 Old Post Road
P.O. Box 1020
Southport, CT 06890
(203) 256-8700

Fielding International
Transforming Education by Design
259 Water Street Suite 1L
Warren , RI 02885 USA
+1 401-289-2789

BARILE GALLAGHER & ASSOCIATES
CONSULTING ENGINEERS
39 MARBLE AVE PLEASANTVILLE, NY 10570
914.328.6060 GENERAL@BGA-ENG.com www.BGA-ENG.com

Construction Manager
SAVIN ENGINEERS, P.C.
3 Campus Drive
Pleasantville, NY 10570
914-769-3200

Structural Engineer
ODEH ENGINEERS
1223 Mineral Spring Ave
North Providence, RI 02904
401-724-1771

Civil Engineer
WESTON & SAMPSON
1 Winners Circle, Suite 130
Albany, NY 12205
518-463-4400

Roof Consultant
WATSKY ASSOCIATES INC.
20 Madison Ave
Valhalla, NY 10595
914-948-3450

Acoustic Consultant
DP DESIGN
12 Cold Spring Street
Providence, RI
401-861-3218

AV Consultant
CAVANAUGH TOCCI
327 F Boston Post Road
Sudbury, MA 01776-3027
978-443-7871

SED#66180001-0005-032

PROJECT

Rye City School District

555 Theodore Fremd Ave, Rye, NY 10580

Rye High School & Middle School

1 Parsons St, Rye, NY 10580

ROOF FRAMING REINFORCEMENT PLAN

PROJECT 1, 2, 3 & 4

SEAL & SIGNATURE

DATE: 09/09/20
PROJECT I2019-00155
DRAWING BY: Author
CHK BY: Checker
DWG No: S2-141

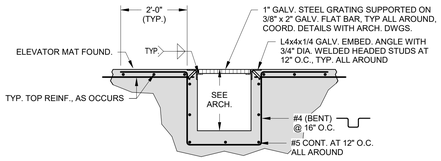

THIS DETAIL SHALL BE USED AS THE ELEVATOR SUMP PIT. COORD. LOCATION AND OTHER DETAILS WITH ARCH. DWGS.

1 TYPICAL ELEVATOR SUMP PIT DETAIL
NO SCALE

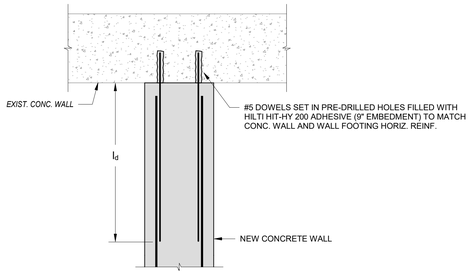

2 TYPICAL DETAIL AT INTERSECTION OF NEW CONCRETE WALL AND EXISTING CONCRETE WALL
NO SCALE

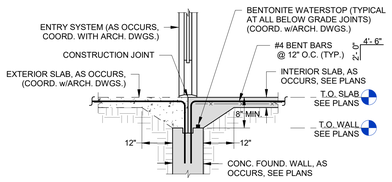

3 TYPICAL SLAB HAUNCH AT EXTERIOR DOORS
NO SCALE

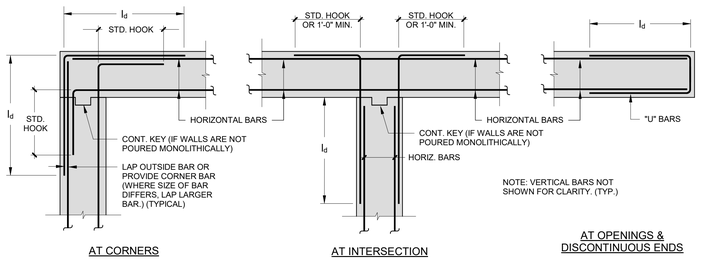

4 TYPICAL PLAN DETAILS AT WALL HORIZ. REINFORCING
NO SCALE

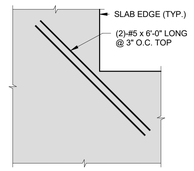

INSIDE CORNER

5 TYPICAL ADDITIONAL REINFORCEMENT DETAILS AT RE-ENTRANT CORNERS
NO SCALE

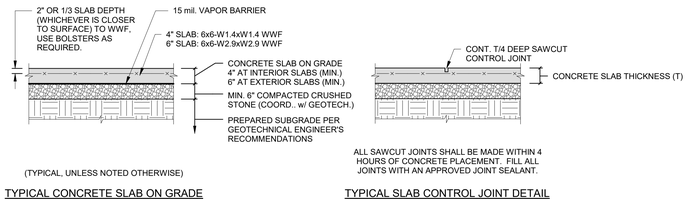

(TYPICAL, UNLESS NOTED OTHERWISE)

TYPICAL CONCRETE SLAB ON GRADE

TYPICAL SLAB CONTROL JOINT DETAIL

6 TYPICAL CONCRETE SLAB DETAILS
NO SCALE

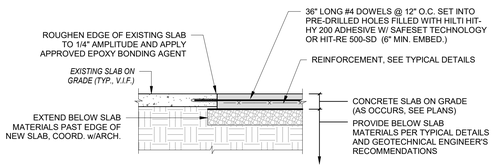

7 EXISTING-NEW CONCRETE SLAB ON GRADE JOINT DETAIL
NO SCALE

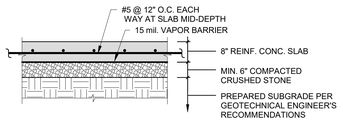

8 8" REINF. CONCRETE SLAB DETAIL
NO SCALE

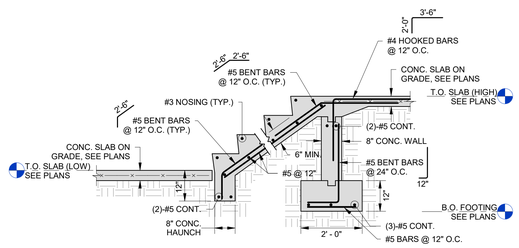

NOTES:
1. COORD. ALL STAIR DIMENSIONS AND FINISH DETAILS WITH ARCH. DWGS.
2. ALL REINFORCEMENT BARS TO BE EPOXY COATED AT EXTERIOR STAIR LOCATIONS.
3. WHERE STAIRS ABUT EXIST. WALLS, HORIZ. REINF. TO BE DOWELED INTO EXIST. WALL (SEE DETAIL)

9 TYPICAL CONCRETE STAIR DETAIL
NO SCALE

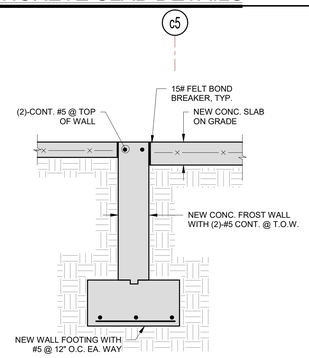

10 SECTION
SCALE: 3/4" = 1'-0"

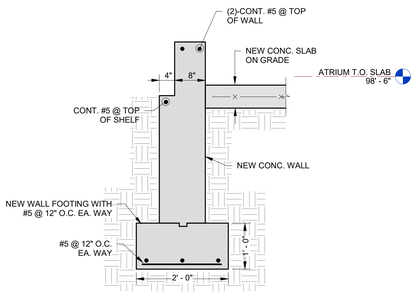

11 SECTION
SCALE: 3/4" = 1'-0"

Revision Schedule

No.	Description	Date
3	SED SUBMISSION	2020/09/15
4	ISSUED FOR BID	01/19/2021

Geddis Architects
Architecture. Planning. Interiors
71 Old Post Road
P.O. Box 1020
Southport, CT 06890
(203) 256-8700

Fielding International
Transforming Education by Design
259 Water Street Suite 1L
Warren , RI 02885 USA
+1 401-289-2789

BARILE GALLAGHER & ASSOCIATES
CONSULTING ENGINEERS
39 MARBLE AVE PLEASANTVILLE, NY 10570
914.328.6060 GENERAL@BGA-ENG.com www.BGA-ENG.com

Construction Manager
SAVIN ENGINEERS, P.C.
3 Campus Drive
Pleasantville, NY 10570
914-769-3200

Structural Engineer
ODEH ENGINEERS
1223 Mineral Spring Ave
North Providence, RI 02904
401-724-1771

Civil Engineer
WESTON & SAMPSON
1 Winners Circle, Suite 130
Albany, NY 12205
518-463-4400

Roof Consultant
WATSKY ASSOCIATES INC.
20 Madison Ave
Valhalla, NY 10595
914-948-3450

Acoustic Consultant
DP DESIGN
12 Cold Spring Street
Providence, RI
401-861-3218

AV Consultant
CAVANAUGH TOCCI
327 F Boston Post Road
Sudbury, MA 01776-3027
978-443-7871

SED#66180001-0005-032

PROJECT
Rye City School District
555 Theodore Fremd Ave, Rye, NY 10580

Rye High School & Middle School
1 Parsons St, Rye, NY 10580

TYPICAL FOUNDATION DETAILS

PROJECT 1, 2, 3 & 4

SEAL & SIGNATURE

DATE: 09/15/20
PROJECT I2019-00155
DRAWING BY: EAC
CHK BY: DPB
DWG No:
S2-200

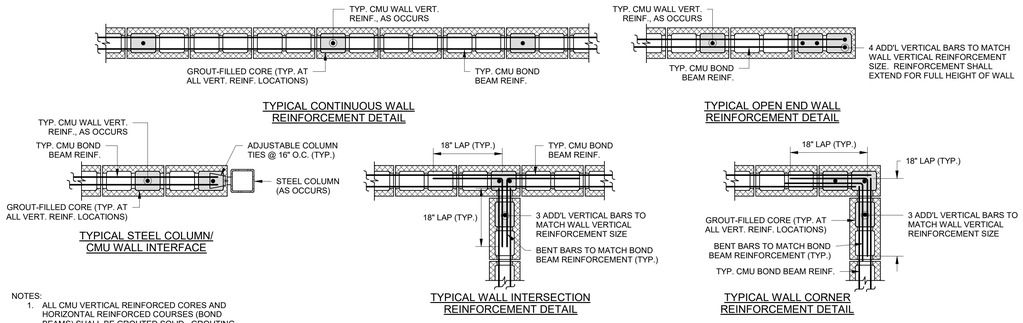

NOTES:
1. ALL CMU VERTICAL REINFORCED CORES AND HORIZONTAL REINFORCED COURSES (BOND BEAMS) SHALL BE GROUTED SOLID. GROUTING OF HORIZONTAL REINFORCEMENT NOT SHOWN ON THIS DETAIL FOR CLARITY.

1 TYPICAL CMU WALL PLAN DETAILS

NO SCALE

CONCRETE MASONRY LINTEL SCHEDULE

8" CONCRETE MASONRY WALLS

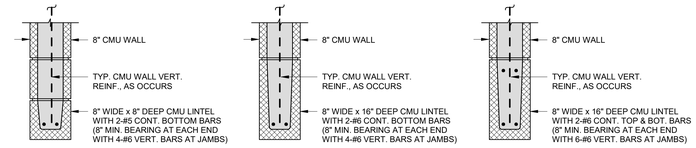

NON-BEARING WALLS UP TO 5'-4" WIDE	NON-BEARING WALLS OVER 5'-4" WIDE UP TO 7'-4" WIDE	NON-BEARING WALLS OVER 7'-4" WIDE UP TO 10'-0" WIDE
BEARING/EXTERIOR WALLS UP TO 4'-8" WIDE	BEARING/EXTERIOR WALLS OVER 4'-8" WIDE UP TO 6'-0" WIDE	BEARING/EXTERIOR WALLS OVER 6'-0" WIDE UP TO 8'-8" WIDE

NOTES:
1. TYPICAL CMU LINTEL DETAILS SHALL BE USED AT ALL CONCRETE MASONRY WALL OPENINGS, EXCEPT WHERE SPECIALLY CONSTRUCTED LINTELS ARE INDICATED. SEE STRUCTURAL PLANS & SECTIONS FOR ALTERNATE CMU LINTEL REQUIREMENTS.
2. ALL REQUIRED CMU LINTELS ARE NOT INDICATED ON STRUCTURAL PLANS. SEE ARCHITECTURAL AND MECHANICAL DRAWINGS FOR COORDINATION OF CMU LINTEL REQUIREMENTS AT ALL WALL OPENINGS AND PENETRATIONS THROUGH BOTH BEARING/EXTERIOR AND NON-BEARING CONCRETE MASONRY WALLS.
3. FOR OPENING WIDTHS GREATER THAN SHOWN, CONSULT STRUCTURAL ENGINEER.

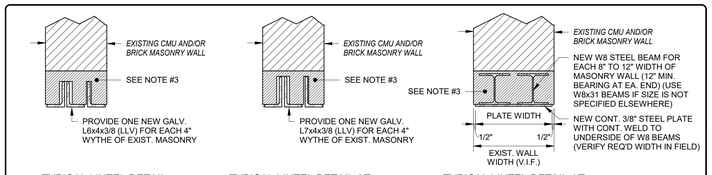

TYPICAL LINTEL DETAIL AT NEW OPENINGS UP TO 5'-0" WIDE

TYPICAL LINTEL DETAIL AT NEW OPENINGS OVER 5'-0" UP TO 7'-4" WIDE

TYPICAL LINTEL DETAIL AT NEW OPENINGS OVER 7'-4" UP TO 12'-0" WIDE

NOTES:
1. CONSULT STRUCTURAL ENGINEER FOR OPENING WIDTHS OR WALL TYPES/CONDITIONS DIFFERENT THAN THOSE SHOWN HEREIN. SEE STRUCTURAL DRAWINGS FOR LINTEL OR BEARING CONDITIONS SPECIALLY DETAILED.
2. PROVIDE 8" MINIMUM BEARING AT EACH END FOR ALL LINTEL ANGLES, UNLESS NOTED OTHERWISE.
3. REMOVE EXISTING MASONRY WALL AS REQUIRED TO ALLOW FOR THE INSTALLATION OF THE NEW LINTEL BEAMS AS SHOWN (SHORE EXISTING WALLS AS REQUIRED DURING CONSTRUCTION UNTIL ALL NEW SUPPORTS ARE IN PLACE). INFILL WALL SOLID WITH MASONRY TO MATCH EXISTING AFTER LINTELS ARE INSTALLED. COORDINATE ALL MASONRY DETAILS WITH THE ARCHITECT (SPECIFICALLY WHERE WORK IS EXPOSED TO VIEW).
4. REMOVE EXISTING DETERIORATED STEEL LINTEL ANGLES AND/OR SURROUNDING MASONRY WALL AS REQUIRED TO ALLOW FOR INSTALLATION OF NEW STEEL LINTEL ANGLES. INFILL WALL SOLID WITH TOOTHED-IN BRICK TO MATCH EXISTING (OR AS OTHERWISE DIRECTED BY THE ARCHITECT), UPON INSTALLATION OF NEW LINTEL ANGLES. COORDINATE ALL NEW MASONRY DETAILS WITH THE ARCHITECT, ESPECIALLY WHERE WORK IS EXPOSED TO VIEW.

2 TYPICAL DETAILS AT NEW OPENINGS IN EXISTING MASONRY WALLS

NO SCALE

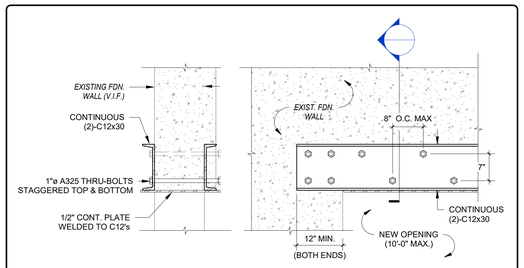

NOTES: CONTRACTOR SHALL VERIFY EXISTING FOUNDATION WALL IS CONSTRUCTED OF SOUND CONCRETE WITH NO VISIBLE DEFICIENCIES (CRACKS, SPALLING ETC.) REPORT FINDINGS (DIGITAL PHOTOS) BEFORE PROCEEDING WITH THIS DETAIL.

3 HEADER FOR NEW OPENING THRU EXIST. CONCRETE WALL

NO SCALE

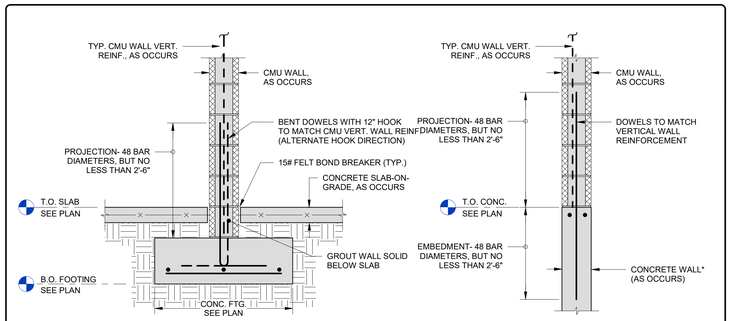

4 TYPICAL BASE DETAILS FOR CMU WALLS

NO SCALE

NOTES:
1. THESE DETAILS ARE REQUIRED AT ALL CMU WALLS. NON-BEARING PARTITIONS MAY NOT BE SHOWN ON THE STRUCTURAL DRAWINGS. REFER TO ARCHITECTURAL DRAWINGS FOR PARTITION LOCATIONS AND OTHER INFORMATION.

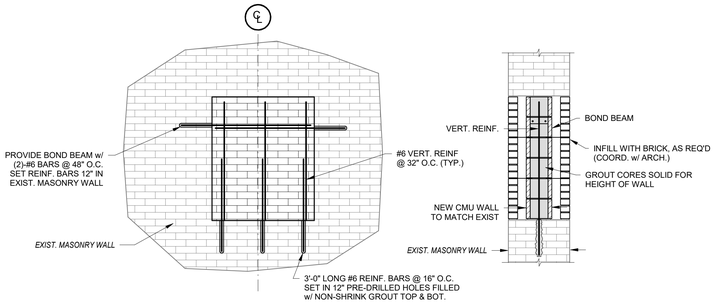

5 TYPICAL WALL INFILL DETAIL

1/2" = 1'-0"

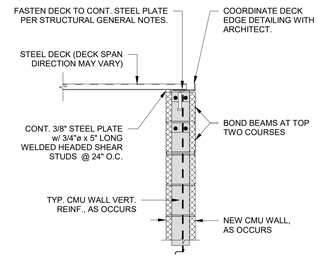

ROOF DECK BEARING ON CMU WALL

6 TYPICAL DETAILS FOR CONNECTION OF METAL DECK TO CMU BEARING WALLS

NO SCALE

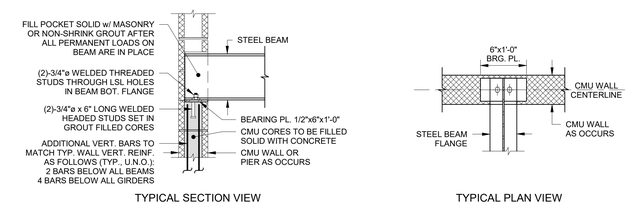

DETAILS AT BEAMS PERPENDICULAR TO CMU WALLS

7 TYPICAL DETAILS FOR STEEL BEAMS BEARING ON NEW CMU WALLS

NO SCALE

NOTES:
1. STEEL BEAM BEARING DETAILS SHOWN HEREIN SHALL BE USED AT ALL BEAM LOCATIONS, UNLESS NOTED OTHERWISE ON STRUCTURAL DRAWINGS.

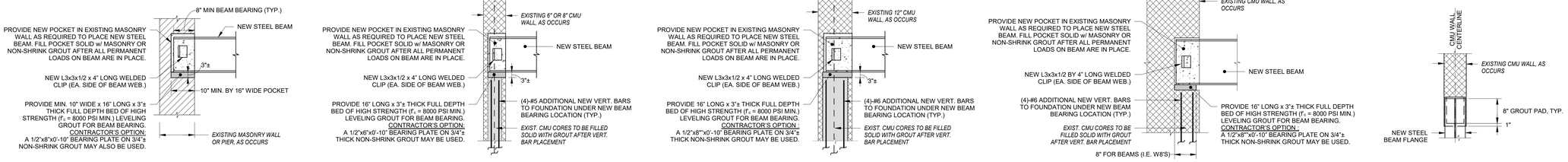

NOTES:
1. COORDINATE ALL LOCATIONS WITH ARCHITECT AND FIELD CONDITIONS. FIELD VERIFY ALL DIMENSIONS, LOCATIONS, AND GEOMETRY OF EXISTING STRUCTURES PRIOR TO FABRICATION AND CONSTRUCTION. ALL EXISTING CONDITIONS ARE APPROXIMATE. NOTIFY THE A/E IMMEDIATELY OF ANY DISCREPANCY BETWEEN THE FIELD CONDITIONS AND THE CONTRACT DRAWINGS.
2. WHERE NEW BEAMS SUPPORT NEW ROOF TOP EQUIPMENT, PLACE BEAMS DIRECTLY TO UNDERSIDE OF EXISTING ROOF DECK. COORDINATE EXACT LOCATION WITH MECH. UNITS SUPPORTING DIMENSIONS. POSITIVE CONTACT WITH ROOF DECK SHALL BE MAINTAINED FOR THE ENTIRE LENGTH OF BEAM.

8 TYPICAL DETAIL AT NEW STEEL BEAM BEARING ON EXISTING MASONRY WALL

NO SCALE

Revision Schedule

No.	Description	Date
3	SED SUBMISSION	2020/09/15
4	ISSUED FOR BID	01/19/2021

Geddis Architects
Architecture. Planning. Interiors
71 Old Post Road
P.O. Box 1020
Southport, CT 06890
(203) 256-8700

Fielding International
Transforming Education by Design
259 Water Street Suite 1L
Warren , RI 02885 USA
+1 401-289-2789

BARILE GALLAGHER & ASSOCIATES
CONSULTING ENGINEERS
39 MARBLE AVE PLEASANTVILLE, NY 10570
914.328.6060 GENERAL@BGA-ENG.com www.BGA-ENG.com

Construction Manager
SAVIN ENGINEERS, P.C.
3 Campus Drive
Pleasantville, NY 10570
914-769-3200

Structural Engineer
ODEH ENGINEERS
1223 Mineral Spring Ave
North Providence, RI 02904
401-724-1771

Civil Engineer
WESTON & SAMPSON
1 Winners Circle, Suite 130
Albany, NY 12205
518-463-4400

Roof Consultant
WATSKY ASSOCIATES INC.
20 Madison Ave
Valhalla, NY 10595
914-948-3450

Acoustic Consultant
DP DESIGN
12 Cold Spring Street
Providence, RI
401-861-3218

AV Consultant
CAVANAUGH TOCCI
327 F Boston Post Road
Sudbury, MA 01776-3027
978-443-7871

SED#66180001-0005-032

PROJECT
Rye City School District
555 Theodore Fremd Ave, Rye, NY 10580

Rye High School & Middle School
1 Parsons St, Rye, NY 10580

TYPICAL MASONRY DETAILS

PROJECT 1, 2, 3 & 4

SEAL & SIGNATURE

DATE: 09/15/20
PROJECT I2019-00155
DRAWING BY: EAC
CHK BY: DPB
DWG No: S2-300

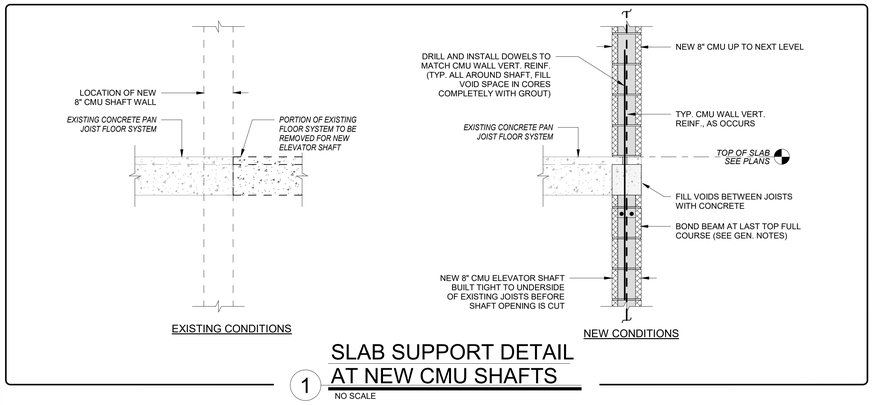

1 SLAB SUPPORT DETAIL AT NEW CMU SHAFTS

NO SCALE

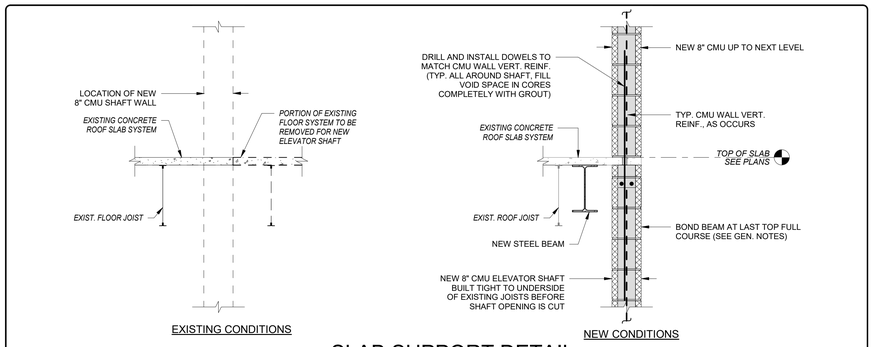

2 SLAB SUPPORT DETAIL AT NEW CMU SHAFTS

NO SCALE

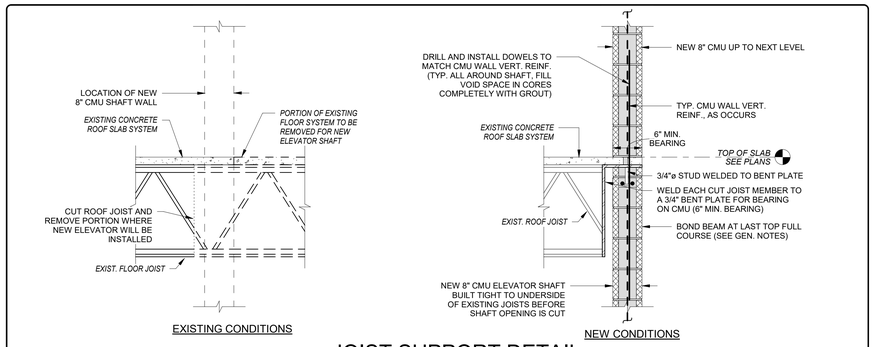

3 JOIST SUPPORT DETAIL AT NEW CMU SHAFTS

NO SCALE

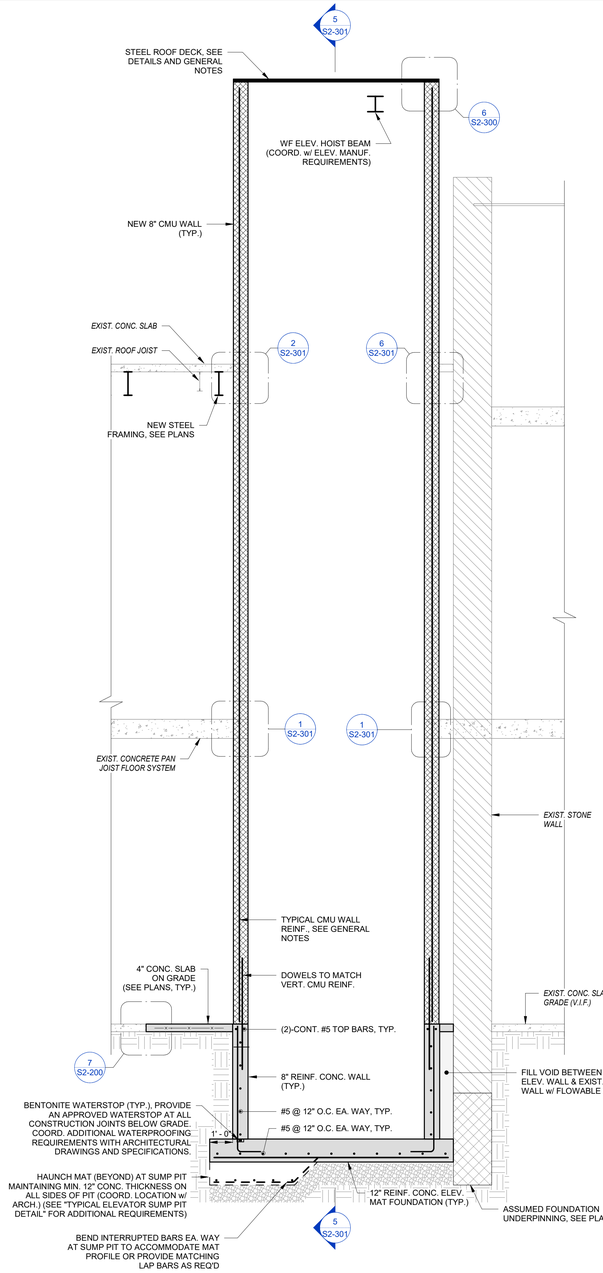

4 SECTION

SCALE: 3/8" = 1'-0"

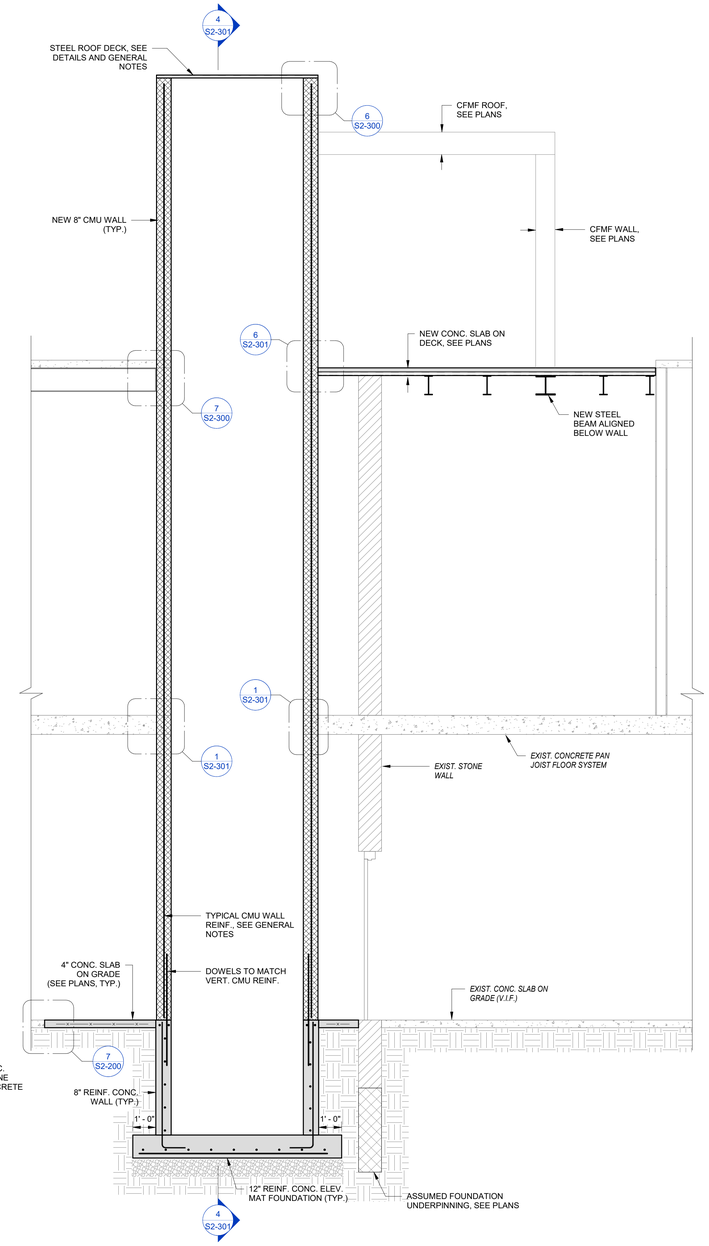

5 SECTION

SCALE: 3/8" = 1'-0"

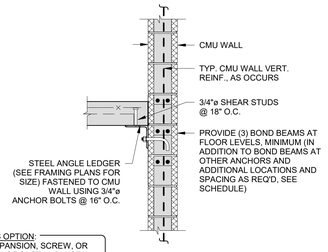

STEEL ANGLE LEDGER CONNECTION DETAIL

CONTRACTORS OPTION:
POST-INSTALLED ANCHORS (EXPANSION, SCREW, OR ADHESIVE) MAY BE USED IN LIEU OF CAST-IN-PLACE ANCHOR BOLTS PROVIDED THAT THE EXPANSION BOLTS ARE DEMONSTRATED TO HAVE EQUAL OR GREATER CAPACITY THAN THE ANCHOR BOLTS. TYPICAL. SUBMIT EXPANSION BOLT SUBSTITUTION FOR REVIEW AND APPROVAL PRIOR TO THE START OF WORK.

6 TYPICAL DETAIL FOR ANGLE AND CHANNEL LEDGERS ATTACHED TO CMU WALLS

N.T.S.

Revision Schedule

No.	Description	Date
3	SED SUBMISSION	2020/09/15
4	ISSUED FOR BID	01/19/2021

Geddis Architects
Architecture. Planning. Interiors
71 Old Post Road
P.O. Box 1020
Southport, CT 06890
(203) 256-8700

Fielding International
Transforming Education by Design
259 Water Street Suite 1L
Warren , RI 02885 USA
+1 401-289-2789

BARILE GALLAGHER & ASSOCIATES
CONSULTING ENGINEERS
39 MARBLE AVE PLEASANTVILLE, NY 10570
914.328.6060 GENERAL@BGA-ENG.com www.BGA-ENG.com

Construction Manager
SAVIN ENGINEERS, P.C.
3 Campus Drive
Pleasantville, NY 10570
914-769-3200

Structural Engineer
ODEH ENGINEERS
1223 Mineral Spring Ave
North Providence, RI 02904
401-724-1771

Civil Engineer
WESTON & SAMPSON
1 Winners Circle, Suite 130
Albany, NY 12205
518-463-4400

Roof Consultant
WATSKY ASSOCIATES INC.
20 Madison Ave
Valhalla, NY 10595
914-948-3450

Acoustic Consultant
DP DESIGN
12 Cold Spring Street
Providence, RI
401-861-3218

AV Consultant
CAVANAUGH TOCCI
327 F Boston Post Road
Sudbury, MA 01776-3027
978-443-7871

SED#66180001-0005-032

PROJECT
Rye City School District
555 Theodore Fremd Ave, Rye, NY 10580

Rye High School & Middle School
1 Parsons St, Rye, NY 10580

MASONRY DETAILS

PROJECT 1, 2, 3 & 4

SEAL & SIGNATURE

DATE: 09/15/20
PROJECT I2019-00155
DRAWING BY: EAC
CHK BY: DPB
DWG No: S2-301



1 TYPICAL EQUIPMENT DUNNAGE FRAMING DETAIL

NO SCALE

NOTES:
1. ALL DUNNAGE FRAMING, PLATES AND FASTENERS SHALL BE HOT DIPPED GALVANIZED.
2. THE PROPOSED CONNECTION OF DUNNAGE FRAMING TO THE ROOF REQUIRES WELDING TO THE EXISTING COLUMNS. AN INSPECTION AGENCY SHALL BE CONSULTED TO DETERMINE THE CAPABILITY OF WELDING TO THE EXISTING COLUMNS.

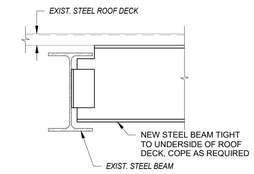

2 TYPICAL DETAIL AT NEW BEAM AT EXISTING GIRDER

SCALE: 1 1/2" = 1'-0"

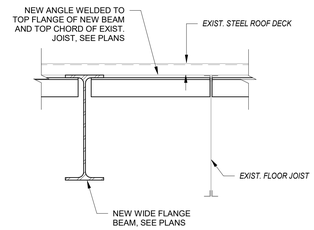

3 TYPICAL BEAM BRACING DETAIL

SCALE: 1 1/2" = 1'-0"

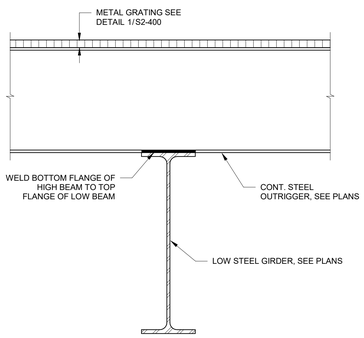

4 TYPICAL DETAIL AT BEAM CONTINUOUS OVER GIRDER

SCALE: 1 1/2" = 1'-0"

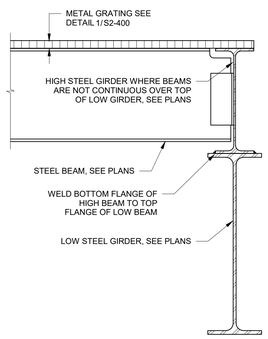

5 TYPICAL DETAIL AT HIGH BEAM OVER TOP LOW GIRDER

SCALE: 1 1/2" = 1'-0"

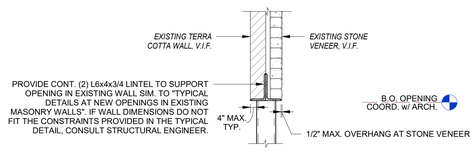

NOTES:
1. CONSULT STRUCTURAL ENGINEER FOR OPENING WIDTHS OR WALL TYPES/CONDITIONS DIFFERENT THAN THOSE SHOWN ON THESE DRAWINGS.
2. REMOVE EXISTING MASONRY WALL AS REQUIRED TO ALLOW FOR THE INSTALLATION OF THE NEW LINTELS AS SHOWN (SHORE EXISTING WALLS AS REQUIRED DURING CONSTRUCTION UNTIL ALL NEW SUPPORTS ARE IN PLACE). COORDINATE ALL MASONRY DETAILS WITH THE ARCHITECT (SPECIFICALLY WHERE WORK IS EXPOSED TO VIEW).

6 NEW LINTEL AT SECURE ENTRY

SCALE: 3/4" = 1'-0"

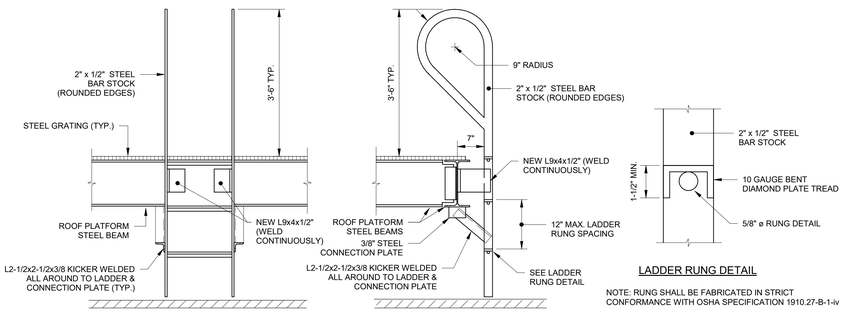

ELEVATION VIEW

SECTION VIEW

NOTE: LADDERS SHALL BE FABRICATED IN STRICT CONFORMANCE WITH OSHA SPECIFICATION 1910.27, FIXED LADDERS.

TYPICAL LADDER DETAIL

LADDER RUNG DETAIL

NOTE: RUNG SHALL BE FABRICATED IN STRICT CONFORMANCE WITH OSHA SPECIFICATION 1910.27-B-1-iv

7 TYPICAL DUNNAGE LADDER DETAILS

NO SCALE

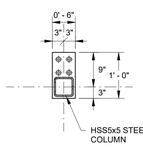

BASE PLATE:	1" x 12" x 0'-6"	
ANCHOR BOLTS:	(4) - 3/4"ø	(GR. 36)
EMBEDMENT:	12"	

BP1 - BASE PLATE TYPE 1

SCHEDULE OF BASE PLATE HOLES AND WASHERS			
ANCHOR ROD DIAMETER,	HOLE DIAMETER	MIN. WASHER WIDTH (OR DIAMETER)	MIN. WASHER THICKNESS
3/4"	1 5/16"	2"	3/8"

NOTES:
1. ALL ANCHOR RODS ARE TO BE ASTM F1554 STEEL. ALL GRADE 55 RODS SHALL BE WELDABLE.
2. REQUIRED ANCHOR ROD EMBEDMENT LENGTHS ARE INDICATED IN THE BASE PLATE DETAILS ABOVE. MINIMUM ANCHOR RODS EMBEDMENT DEPTH IS 12" EXCEPT WHERE FOOTING IS SHALLOWER THAN 15". CONTRACTOR MUST COORDINATE BASE PLATE DETAILS WITH FOUNDATION DEPTHS TO ENSURE THAT NO ANCHOR ROD HAS LESS THAN 3" CLEAR TO THE BOTTOM OF FOOTING.
3. CONTRACTOR MUST ENSURE THAT BASE PLATE AND ANCHOR ROD LAYOUT IS COORDINATED WITH PIER AND FOUNDATION LAYOUT, AND THAT ANCHOR ROD CONFLICTS DO NOT EXIST PRIOR TO FABRICATION OF STEEL.
4. MISPLACED ANCHOR RODS SHOULD BE REPORTED TO THE ARCHITECT/ENGINEER IMMEDIATELY. CONTRACTOR MUST SUBMIT A SKETCH OF THE AS-BUILT CONDITION AND A PROPOSED REPAIR DETAIL AT EACH LOCATION.

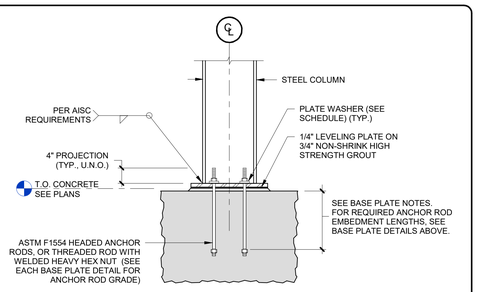

TYPICAL ANCHOR ROD DETAIL

TYPICAL ANCHOR ROD SECTION

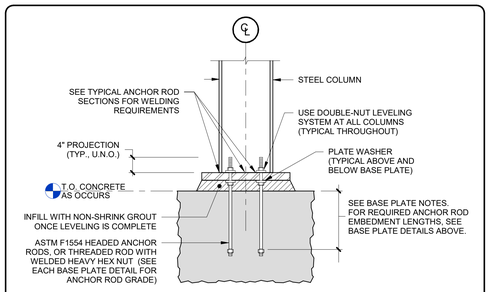

ALTERNATIVE DOUBLE-NUT LEVELING ANCHOR ROD DETAIL

THIS DETAIL MAY BE USED AT THE CONTRACTORS OPTION. NOTE THAT DOUBLE NUT LEVELING SYSTEM MAY ALSO BE APPLIED TO TENSION COLUMN DETAIL

ALTERNATE ANCHOR ROD SECTION

8 TYPICAL BASE PLATE AND ANCHOR ROD DETAILS

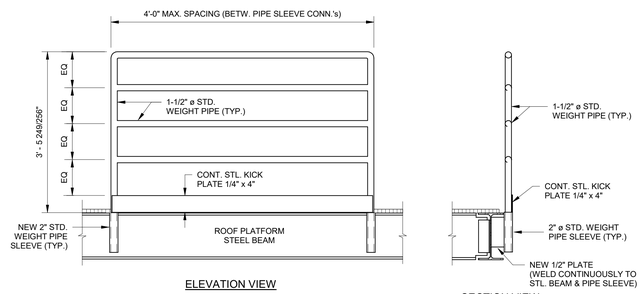

ELEVATION VIEW

SECTION VIEW

9 TYPICAL DUNNAGE HANDRAIL DETAILS

NO SCALE

Revision Schedule

No.	Description	Date
3	SED SUBMISSION	2020/09/15
4	ISSUED FOR BID	01/19/2021

Geddis Architects
Architecture. Planning. Interiors
71 Old Post Road
P.O. Box 1020
Southport, CT 06890
(203) 256-8700

Fielding International
Transforming Education by Design
259 Water Street Suite 1L
Warren , RI 02885 USA
+1 401-289-2789

BARILE GALLAGHER & ASSOCIATES
CONSULTING ENGINEERS
39 MARBLE AVE PLEASANTVILLE, NY 10570
914.328.6060 GENERAL@BGA-ENG.com www.BGA-ENG.com

Construction Manager
SAVIN ENGINEERS, P.C.
3 Campus Drive
Pleasantville, NY 10570
914-769-3200

Structural Engineer
ODEH ENGINEERS
1223 Mineral Spring Ave
North Providence, RI 02904
401-724-1771

Civil Engineer
WESTON & SAMPSON
1 Winners Circle, Suite 130
Albany, NY 12205
518-463-4400

Roof Consultant
WATSKY ASSOCIATES INC.
20 Madison Ave
Valhalla, NY 10595
914-948-3450

Acoustic Consultant
DP DESIGN
12 Cold Spring Street
Providence, RI
401-861-3218

AV Consultant
CAVANAUGH TOCCI
327 F Boston Post Road
Sudbury, MA 01776-3027
978-443-7871

SED#66180001-0005-032

PROJECT
Rye City School District
555 Theodore Fremd Ave, Rye, NY 10580

Rye High School & Middle School
1 Parsons St, Rye, NY 10580

TYPICAL STEEL DETAILS

PROJECT 1, 2, 3 & 4

SEAL & SIGNATURE

DATE: 09/15/20
PROJECT I2019-00155
DRAWING BY: EAC
CHK BY: DPB
DWG No: S2-400

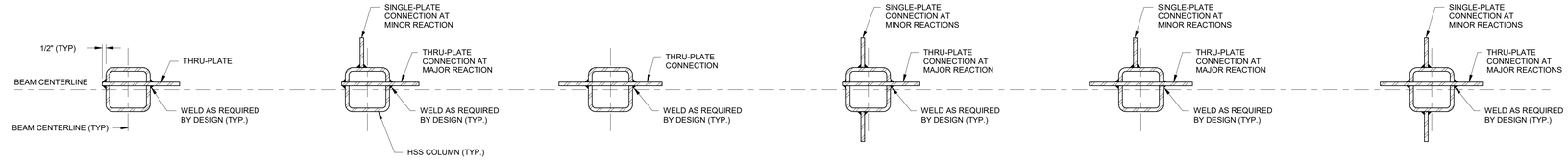

1 TYPICAL HSS COLUMN PLATE CONNECTION DETAILS

NO SCALE

NOTES:

1. ALL BEAM-TO-COLUMN CONNECTION DETAILS SHALL BE DESIGNED BY THE STEEL FABRICATOR IN ACCORDANCE WITH THE REQUIREMENTS & STANDARDS OF THE MANUAL OF STEEL CONSTRUCTION AND AISC 360 PUBLISHED BY THE AMERICAN INSTITUTE OF STEEL CONSTRUCTION (AISC).

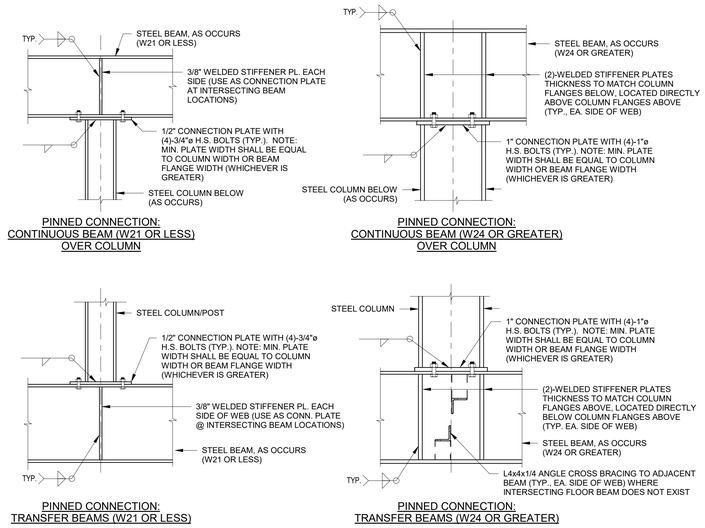

2 TRANSFER BEAM AND CANTILEVER BEAM CONNECTION DETAILS

NO SCALE

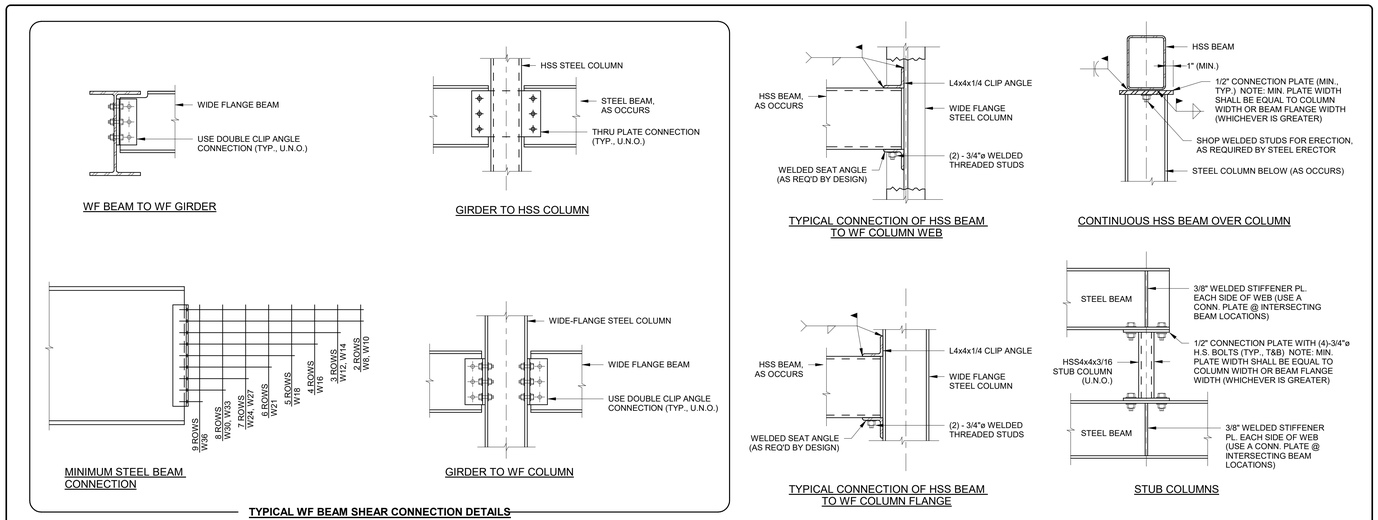

3 TYPICAL COLUMN/BEAM CONNECTION DETAILS

NO SCALE

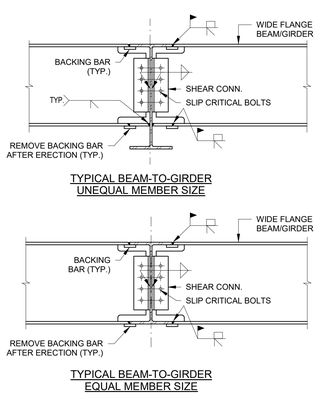

NOTES REGARDING MOMENT CONNECTION DETAILS:

1. MOMENT CONNECTION DETAILS SHOWN ONLY AS A GUIDELINE FOR FABRICATOR. CONNECTION PLATES CAN BE A36 OR A992 MATERIAL.
2. FILLER METAL IN ALL WELDS SHALL HAVE CHARPY V-NOTCH TOUGHNESS VALUE OF 20 FT-LBS AT 40° F AT INTERIOR HEATED AREAS AND 20 FT-LBS AT 0° AT ALL UNHEATED AREAS.
3. ALL SHEAR PLATES SHALL BE "THRU-PLATE" TYPE AND SHALL CONFORM TO THE "TYPICAL HSS COLUMN PLATE CONNECTION DETAILS". ALL BOLTS FOR SHEAR PLATES SHALL BE DESIGNED AS SLIP-CRITICAL AND CAN BE DESIGNED FOR SHEAR FORCES ONLY (NO ECCENTRICITY). THE VERTICAL WELD OF THE CONNECTION PLATE TO THE COLUMN CAN BE DESIGNED FOR SHEAR FORCES ONLY. PROVIDE SHORT SLOTTED HOLES IN THE CONNECTION PLATE AND STANDARD HOLES IN THE BEAM WEB. SHEAR PLATES SHALL HAVE 3/8" THICKNESS, MINIMUM.
4. WHERE REQUIRED MOMENT CAPACITY IS NOT INDICATED ON PLAN, MOMENT CONNECTIONS SHALL BE DESIGNED TO DEVELOP THE FULL MOMENT CAPACITY OF THE BEAM (ϕM_n) AND MOMENT FRAME CONNECTIONS WHICH ARE PART OF THE LFRS SHALL DEVELOP THE LESSER OF THE FULL MOMENT CAPACITY OF THE BEAM OR COLUMN (ϕM_p).

4 FIELD WELDED MOMENT CONNECTION DETAILS

NO SCALE

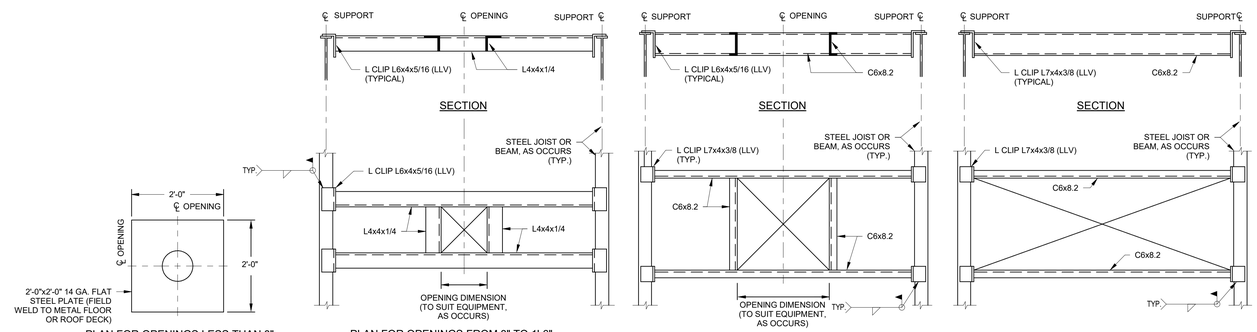

NOTE: THESE DETAILS ARE REQUIRED AT LOCATIONS WHERE ROOF/NON-COMPOSITE DECKS HAVE OPENINGS AND/OR WHERE EQUIPMENT IS PRESENT ABOVE. THE LOCATIONS MAY NOT BE SHOWN ON THE STRUCTURAL DRAWINGS. THE CONTRACTOR SHALL COORDINATE THE LOCATIONS AND DIMENSIONS AND PROVIDE FRAMING AS SHOWN.

5 TYPICAL ROOF/NON-COMPOSITE DECK OPENING & SUPPORT FRAMING DETAILS

NO SCALE

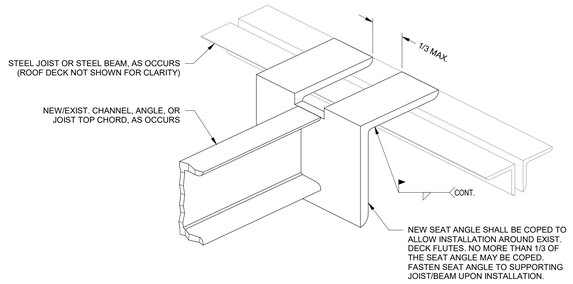

6 TYPICAL SLOTTED SEAT ANGLE CONNECTION DETAIL

N.T.S.

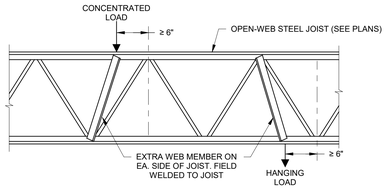

7 TYPICAL OPEN-WEB JOIST REINFORCEMENT DETAIL

NO SCALE

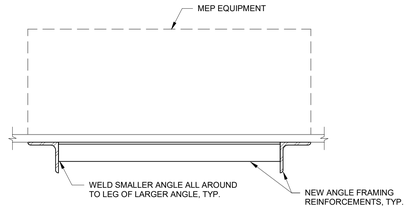

8 DETAIL

SCALE: 1 1/2" = 1'-0"

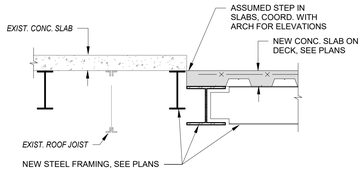

9 SECTION

SCALE: 3/4" = 1'-0"

Revision Schedule

No.	Description	Date
3	SED SUBMISSION	2020/09/15
4	ISSUED FOR BID	01/19/2021

Geddis Architects

Architecture. Planning. Interiors

71 Old Post Road
P.O. Box 1020
Southport, CT 06890
(203) 256-8700

Fielding International

Transforming Education by Design

259 Water Street Suite 1L
Warren , RI 02885 USA
+1 401-289-2789

BARILE GALLAGHER & ASSOCIATES
CONSULTING ENGINEERS
39 MARBLE AVE PLEASANTVILLE, NY 10570
914.328.6060 GENERAL@BGA-ENG.com www.BGA-ENG.com

Construction Manager
SAVIN ENGINEERS, P.C.
3 Campus Drive
Pleasantville, NY 10570
914-769-3200

Structural Engineer
ODEH ENGINEERS
1223 Mineral Spring Ave
North Providence, RI 02904
401-724-1771

Civil Engineer
WESTON & SAMPSON
1 Winners Circle, Suite 130
Albany, NY 12205
518-463-4400

Roof Consultant
WATSKY ASSOCIATES INC.
20 Madison Ave
Valhalla, NY 10595
914-948-3450

Acoustic Consultant
DP DESIGN
12 Cold Spring Street
Providence, RI
401-861-3218

AV Consultant
CAVANAUGH TOCCI
327 F Boston Post Road
Sudbury, MA 01776-3027
978-443-7871

SED#66180001-0005-032

PROJECT

Rye City School District

555 Theodore Fremd Ave, Rye, NY 10580

Rye High School & Middle School

1 Parsons St, Rye, NY 10580

TYPICAL STEEL DETAILS

PROJECT 1, 2, 3 & 4

SEAL & SIGNATURE

DATE: 09/15/20
PROJECT I2019-00155
DRAWING BY: EAC
CHK BY: DPB
DWG No:
S2-401

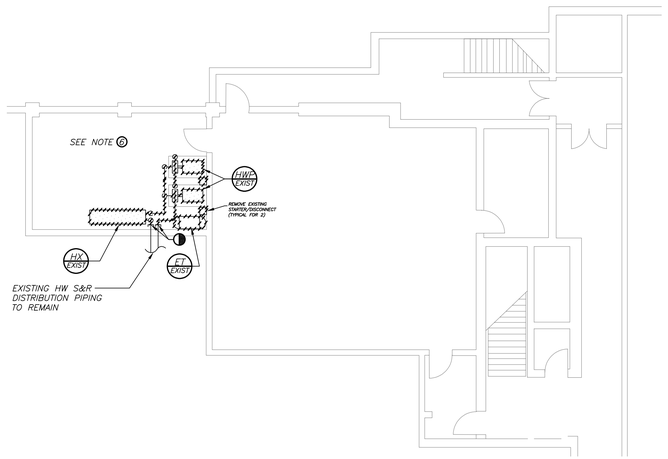

PART BASEMENT PLAN (REMOVALS) PROJECT 1

2 / H2-101

0 8' 16'
1/8 inch=1 foot

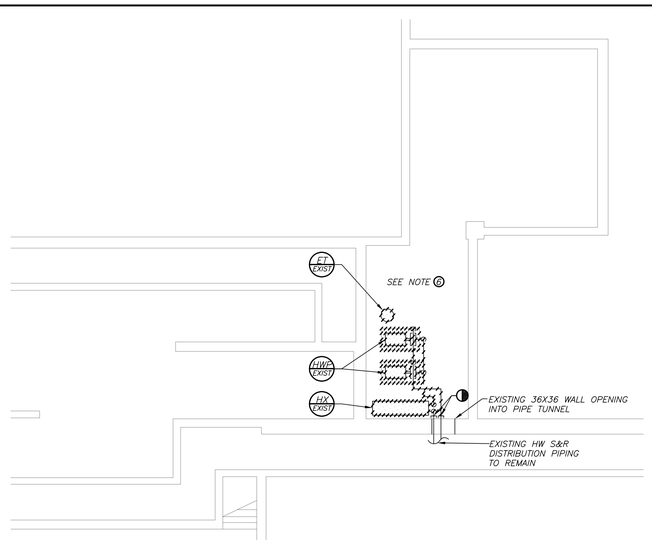

PART BASEMENT PLAN (REMOVALS) PROJECT 1

2 / H2-101

0 8' 16'
1/8 inch=1 foot

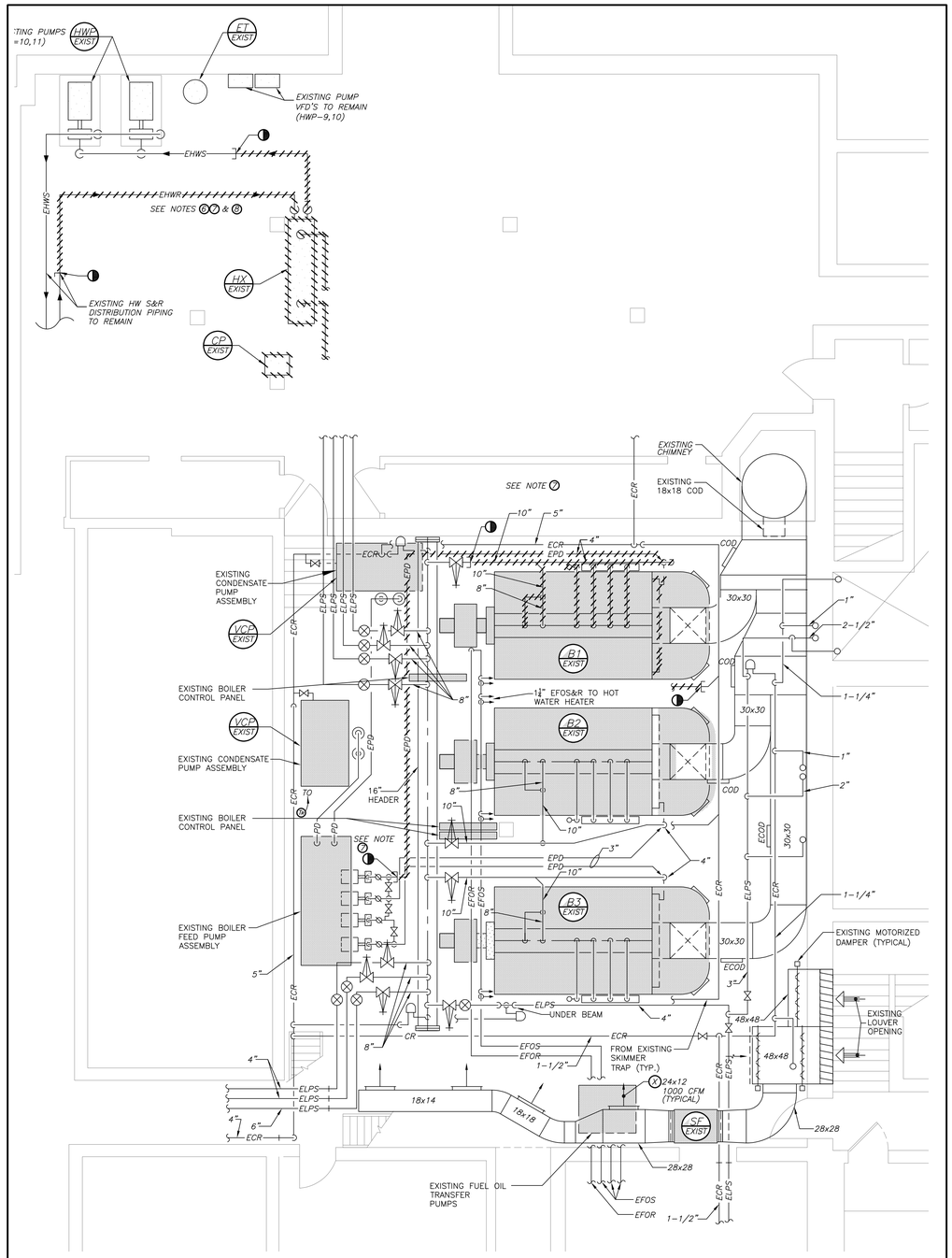

PART BASEMENT PLAN (REMOVALS) PROJECT 1

1 / H2-101

0 4' 8'
1/4 inch=1 foot

LEGEND

	POINT OF CHANGE IN DUCT SIZE NEW DUCTWORK THERMAL ACOUSTIC LINING–DUCT SIZES ON PLANS ARE CLEAR INSIDE DIMENSIONS
	FLEXIBLE CONNECTION NEW DUCTWORK POINT OF CHANGE IN DUCT SIZE
	SQUARE DUCT TURN WITH TURNING VANES
	TYPE –SEE SCHEDULE NEW 4–WAY CEILING DIFFUSER CFM
	TYPE –SEE SCHEDULE NEW 3–WAY CEILING DIFFUSER CFM
	TYPE –SEE SCHEDULE NEW 2–WAY CEILING DIFFUSER CFM
	TYPE –SEE SCHEDULE CEILING EXHAUST/RETURN REGISTER CFM
	TYPE–SEE SCHEDULE REGISTER/DIFFUSER IDENTIFICATION CFM
–D► –R►	DUCT DROP; DUCT RISE
	DUCT MTD. MANUAL AIR VOLUME DAMPER (W/LOCKING DEVICE)
	MOTORIZED AIR VOLUME DAMPER (W/ACCESS DOOR)
	FIRE & AIR FIRE DAMPER (U.L. APPROVED) & ACCESS DOOR
HWS	HOT WATER HEATING SUPPLY PIPING
HWR	HOT WATER HEATING RETURN PIPING
LPS	LOW PRESSURE STEAM PIPING
LPR	CONDENSATE RETURN PIPING
PD	PUMPED DISCHARGE
FOS/FOR	FUEL OIL SUPPLY/RETURN PIPING
L	LIQUID REFRIGERANT PIPING
S	SUCTION REFRIGERANT PIPING
CD	CONDENSATE DRAIN PIPING
	FLOW DIRECTION WITHIN PIPE CONNECTION TO EQUIPMENT ABOVE
	GATE VALVE (HORIZONTAL/VERTICAL)
	COMBINATION BALANCING & SHUT–OFF VALVE (CIRCUIT SETTER)
	2 – WAY CONTROL VALVE
	3 – WAY CONTROL VALVE
	CHECK VALVES
	PIPE CONNS. (BOTTOM; TOP 45 OR 90; PIPE UP)
	EXPANSION JOINT, ANCHOR AND GUIDES
EF	EXHAUST FAN IDENTIFICATION
ERU	ENERGY RECOVERY UNIT IDENTIFICATION
CH	CABINET HEATER IDENTIFICATION
UH	UNIT HEATER IDENTIFICATION
VCP	VACUUM CONDENSATE PUMP IDENTIFICATION
CP	CONDENSATE PUMP IDENTIFICATION
HWP	HOT WATER CIRCULATING PUMP IDENTIFICATION
FCU	FAN COIL UNIT IDENTIFICATION
AHU	AIR HANDLING UNIT IDENTIFICATION
RTU	ROOFTOP UNIT IDENTIFICATION
B	BOILER IDENTIFICATION
HP	HEAT PUMP UNIT IDENTIFICATION
CU	CONDENSING UNIT IDENTIFICATION
SF	SUPPLY FAN IDENTIFICATION
CV	CONVECTOR IDENTIFICATION
HX	HEAT EXCHANGER IDENTIFICATION
EXP	EXPANSION TANK IDENTIFICATION
WAC	WINDOW AC UNIT IDENTIFICATION
UV	UNIT VENTILATOR IDENTIFICATION
UVL	UNIT VENTILATOR INTAKE LOUVER IDENTIFICATION
RAD EXISTING	EXISTING RADIATOR IDENTIFICATION
FT-1	TYPE NEW FIN TUBE RADIATION IDENTIFICATION FLOWRATE LENGTH
TS	TO CONTROLLED ITEM WALL MTD.(5'–2"±.A.F.F–U.O.N.) TEMPERATURE SENSOR
TR	TO CONTROLLED ITEM WALL MTD.(5'–2"±.A.F.F–U.O.N.) REVERSE ACTING THERMOSTAT
–U►	DOOR UNDERCUT
CD	CEILING DIFFUSER
CR	CEILING REGISTER
TR	TOP WALL REGISTER
CFM	CUBIC FEET PER MINUTE
CV	MOTORIZED CONTROL VALVE
AFF	ABOVE FINISHED FLOOR
OAI/FAI	OUTSIDE (FRESH) AIR INTAKE
HVAC	HEATING, VENTILATING, AIR CONDITIONING CONTRACTOR
FC	FLEXIBLE CONNECTION
FSC	FULL SIZE CONNECTION
AD	ACCESS DOOR
FD	FIRE DAMPER
	SECTION/DETAIL/ELEVATION/PART PLAN NUMBER DRAWING NUMBER SECTION/ELEVATION IDENTIFICATION

BID PROJECTS

PROJECT 1: ALL WORK NOT INCLUDED IN PROJECTS 2, 3 & 4 LISTED BELOW.

PROJECT 2: MIDDLE SCHOOL I–LAB AND UPGRADE TO 2ND FLOOR MECHANICAL ROOM INCLUDING 1ST FLOOR GUIDANCE CEILING WORK

PROJECT 3: NEW ELEVATOR AND 3RD FLOOR LEARNING COMMONS

PROJECT 4: MIDDLE SCHOOL MASONRY RESTORATION AND ROOF REPLACEMENT

ALTERNATE 4A: MIDDLE SCHOOL MASONRY RESTORATIONS – TOWER VENEER REPLACEMENT AND NEW WINDOWS

REMOVAL NOTES:

1. THE SCOPE OF REMOVAL SHOWN ON "REMOVALS" DRAWINGS IS DIAGRAMMATIC ONLY AND INDICATES THE INTENT OF THE WORK TO BE PERFORMED AND NOT THE COMPLETE SCOPE OF DEMOLITION AND/OR REMOVAL WORK. IT SHALL BE THE RESPONSIBILITY OF THIS CONTRACTOR TO REMOVE ANY RELATED MECHANICAL DEVICES EVEN IF NOT SPECIFICALLY INDICATED TO BE REMOVED ON THESE DRAWINGS IN ORDER TO ACCOMMODATE NEW WORK.
2. DEVICES SHOWN CROSS HATCHED ON DRAWINGS ARE ITEMS TO BE REMOVED. ANY DEVICES REMOVED SHALL INCLUDE (BUT SHALL NOT BE LIMITED TO) THE REMOVAL OF ALL ASSOCIATED PIPING, CONTROLS, ETC. THAT ARE NOT INCORPORATED IN THE NEW LAYOUT, UNTIL SUCH REMOVAL IS COMPLETE. THIS CONTRACTOR SHALL PERFORM ALL WORK REQUIRED TO INSURE CONTINUITY OF SERVICE TO EXISTING REMAINING EQUIPMENT. NO EXTRAS RELATING TO THE SCOPE OF WORK DESCRIBED WILL BE ALLOWED.
3. EQUIPMENT, PIPING, ETC., REQUIRED TO RECONNECT SHALL BE INSTALLED CONCEALED WITHIN THE NEW SUSPENDED CEILINGS, PARTITIONS AND/OR WALLS, FLOORS, NO SURFACE MOUNTED OR EXPOSED EQUIPMENT, PIPING, ETC., SHALL BE PERMITTED, UNLESS SPECIFICALLY INDICATED.
4. ALL ITEMS TO BE REMOVED SHALL BE REVIEWED WITH THE OWNER PRIOR TO REMOVAL. OWNER SHALL HAVE FIRST SALVAGE RIGHTS. ITEMS THE OWNER WISHES TO KEEP SHALL BE REMOVED WITH CARE AND STORED AS DIRECTED BY OWNER. ITEMS THE OWNER DOES NOT WISH TO KEEP SHALL BE REMOVED FROM THE SITE AND DISPOSED OF PROPERLY.
5. REMOVE OR RELOCATE ALL DEVICES LOCATED ON THE EXTERIOR OF THE BUILDING OR ON THE INTERIOR OF EXTERIOR WALLS AS REQUIRED TO ACCOMMODATE THE NEW BUILDING ADDITION OR TO ALLOW THE ADDITION OF DOORWAYS INTO THE NEW ADDITION.
6. EXISTING (STEAM TO HOT WATER) HEAT EXCHANGER, CONDENSATE RETURN PUMPS, EXPANSION TANK, AIR SEPARATOR, ASSOCIATED HOT WATER CIRCULATION PUMPS, PIPING, STARTER/DISCONNECT SWITCH, CONTROLS AND ALL ASSOCIATED APPURTENANCES SHALL BE REMOVED IN THEIR ENTIRETY. CUT BACK AND CAP ASSOCIATED STEAM AND CONDENSATE PIPING TO EXISTING MAINS. CUT BACK AND CAP ASSOCIATED HOT WATER SUPPLY AND RETURN MAINS TO FACILITATE RECONNECTION TO NEW HOT WATER DISTRIBUTION SYSTEM. FOR EXISTING HOT WATER DISTRIBUTION SYSTEM (EHWP–10,11) SERVING THE HIGH SCHOOL SCIENCE WING SHALL REMAIN.
7. CONVERT EXISTING STEAM BOILER (B–1) (MODEL SMITH 6500–S–21 WITH EXISTING POWER FLAME BURNER C7–GO–30) FROM STEAM OPERATION TO HOT WATER OPERATION. CAP ASSOCIATED STEAM MAIN AND CONDENSATE RETURN MAIN CONNECTIONS ACCORDINGLY. REVISE DEDICATED BOILER MAKEUP PUMP CONTROLS FOR STANDBY USE WITH EXISTING STEAM HEATING PLANT. COORDINATE WITH BOILER MANUFACTURER TO GET RECOMMENDATIONS AND CONVERSION INSTRUCTIONS OF ALL COMPONENTS TO BE REPLACED. PROVIDE COMPLETE START UP AND TEST OF THE CONVERTED BOILER SYSTEM USING FACTORY AUTHORIZED SERVICE AGENT. SEE BOILER CONVERSION PIPING DIAGRAM FOR ADDITIONAL NOTES AND REQUIREMENTS.
8. EXISTING PUMPS (EHWP–10,11) SHALL BE INSPECTED, REFURBISHED TO EXISTING DESIGN CONDITIONS. REPAIR PUMPS AS REQUIRED IF FOUND NOT OPERATING PROPERLY. PROVIDE INITIAL WATER BALANCING REPORT PRIOR TO HEAT EXCHANGER DEMOLITION FOR BASELINE OF EXISTING PUMP PERFORMANCES.

BEFORE FABRICATION THIS CONTRACTOR SHALL VERIFY ALL MEASUREMENTS AND CONDITIONS ON JOB AND COORDINATE HIS WORK WITH THE WORK OF ALL OTHER CONTRACTORS.

DBE: TAB: Layout1 – Y:\RYE CITY SD\Rye CSD – 2019 Bond – Phase 2 (1937.00)\Drawings\HVAC\a193700H–101–MHS.dwg – DATE: Jan 15, 2021 – 3:58pm

Revision Schedule

No.	Description	Date
1	SED Submission	09/15/2020
2	SED Submission Addendum#1	01/08/2021
3	ISSUED FOR BID	01/19/2021

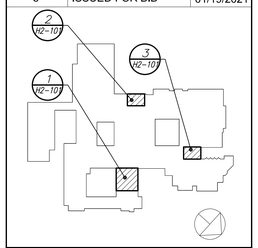

Geddis Architects
Architecture. Planning. Interiors
71 Old Post Road
P.O. Box 1020
Southport, CT 06890
(203) 256-8700

Fielding International
Transforming Education by Design
259 Water Street Suite 1L
Warren , RI 02885 USA
+1 401-289-2789

BARILE GALLAGHER & ASSOCIATES
CONSULTING ENGINEERS
39 MARBLE AVE PLEASANTVILLE, NY 10570
914.328.6060 GENERAL@BGA-ENG.com www.BGA-ENG.com

Construction Manager
SAVIN ENGINEERS, P.C.
3 Campus Drive
Pleasantville, NY 10570
914-769-3200

Structural Engineer
ODEH ENGINEERS
1223 Mineral Spring Ave
North Providence, RI 02904
401-724-1771

Civil Engineer
WESTON & SAMPSON
1 Winners Circle, Suite 130
Albany, NY 12205
518-463-4400

Acoustic Consultant
DP DESIGN
12 Cold Spring Street
Providence, RI
401-861-3218

SED #: 6618-0001-0005-032

PROJECT
Rye City School District
555 Theodore Fremd Ave, Rye, NY 10580

Rye High School & Middle School
1 Parsons Street, Rye, New York 10580

HIGH SCHOOL & MIDDLE SCHOOL
PART BASEMENT PLANS, LEGEND AND NOTES

PROJECT 1

SEAL & SIGNATURE		
	DATE:	11/07/19
	PROJECT No:	9200
	DRAWING BY:	BGA
	CHK BY:	BGA
	DWG No:	H2-101

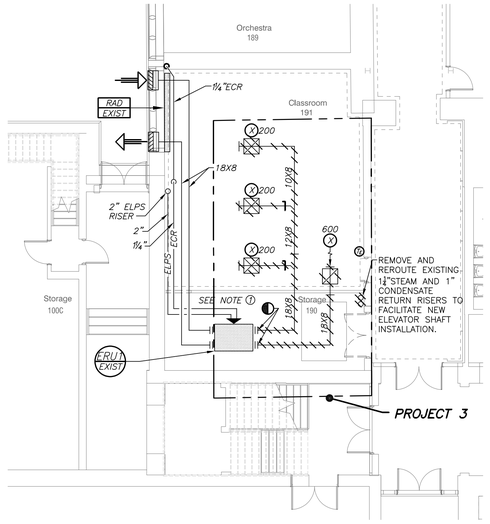

PART FIRST FLOOR PLAN (REMOVAL) PROJECT 1 & 3 — 2 / H2-102 — 1/8 inch=1 foot

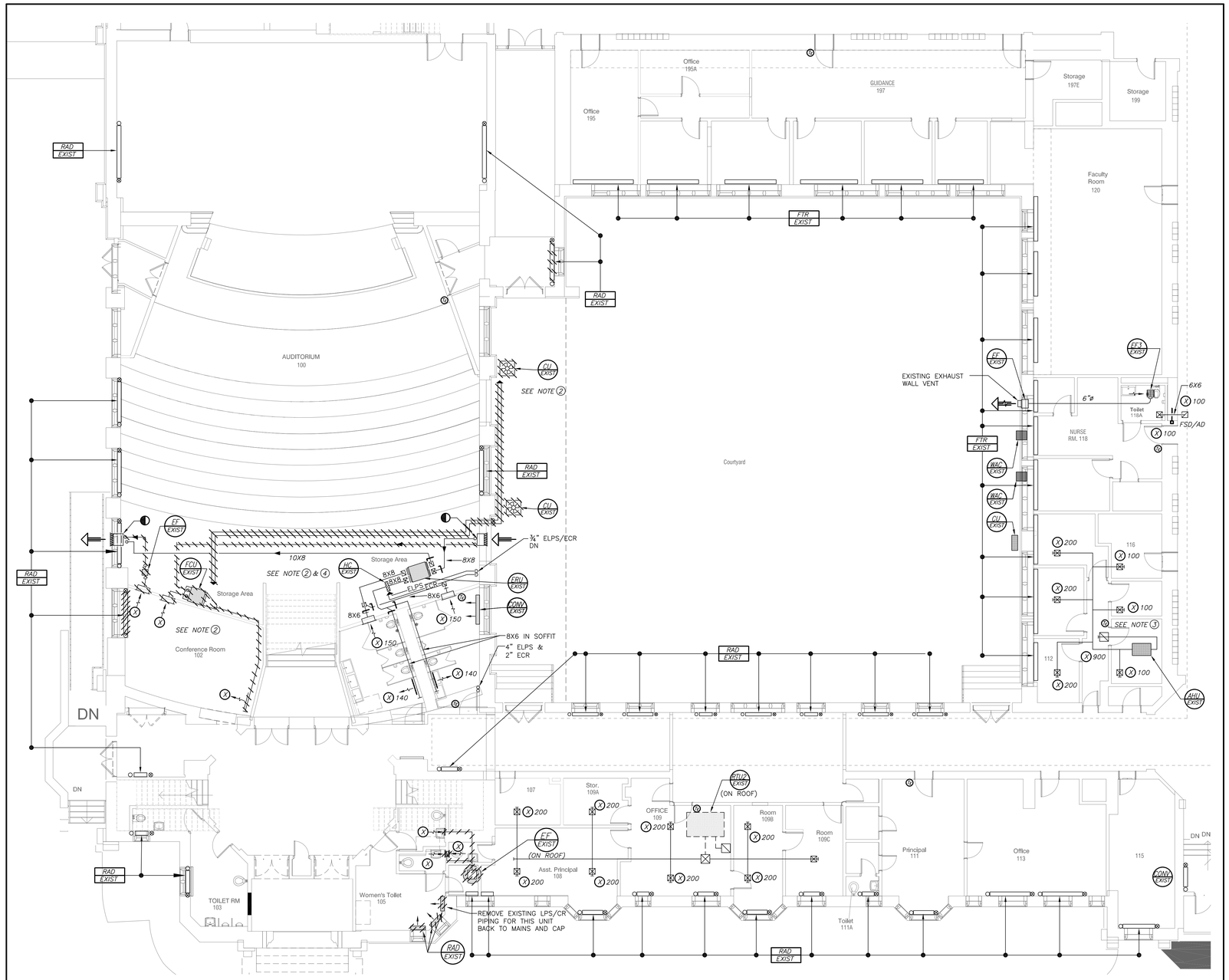

PART FIRST FLOOR PLAN (REMOVAL) PROJECT 1 — 1 / H2-102 — 1/8 inch=1 foot

NOTES: (SEE DRAWING H2-101 FOR ADDITIONAL NOTES)

1. CUT BACK AND REROUTE ALL EXISTING DUCTWORK, PIPING, SUPPORTS, CONTROLS, ETC. TO FACILITATE NEW ELEVATOR SHAFT INSTALLATION. ALL REROUTED PIPING SHALL BE CONCEALED WITHIN IN WALLS, CEILING OR FINISHED PIPE ENCLOSURE.
2. CUT BACK AND REMOVE EXISTING SPLIT SYSTEM AC UNIT, ASSOCIATED DUCTWORK, PIPING, SUPPORTS, CONTROLS, ETC. PATCH AND SEAL ALL WALL OPENING TO MATCH EXISTING CONSTRUCTION
3. REFURBISH EXISTING SPLIT SYSTEM UNITS SERVING OFFICES. VACUUM AND STEAM CLEAN INDOOR AND OUTDOOR UNIT COILS AND CASINGS, REPLACE AIR FILTERS AND RE-BALANCE AIR FLOW TO INDICATED CFMS.
4. WORK IN THIS AREA IS BELOW AUDITORIUM SEATING WITHIN STORAGE AREA.

BEFORE FABRICATION THIS CONTRACTOR SHALL VERIFY ALL MEASUREMENTS AND CONDITIONS ON JOB AND COORDINATE HIS WORK WITH THE WORK OF ALL OTHER CONTRACTORS.

DBE: TAB: Layout1 — Y:\RYE CITY SD\Rye CSD — 2019 Bond — Phase 2 (1937.00)\Drawings\HVAC\a193700H-102-MHS.dwg — DATE: Jan 15, 2021 — 3:59pm

Revision Schedule

No.	Description	Date
1	SED Submission	09/15/2020
2	SED Submission Addendum#1	01/08/2021
3	ISSUED FOR BID	01/19/2021

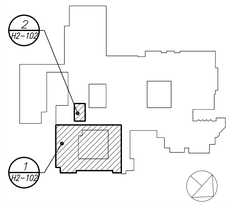

Geddis Architects
Architecture. Planning. Interiors
71 Old Post Road
P.O. Box 1020
Southport, CT 06890
(203) 256-8700

Fielding International
Transforming Education by Design
259 Water Street Suite 1L
Warren , RI 02885 USA
+1 401-289-2789

BARILE GALLAGHER & ASSOCIATES
CONSULTING ENGINEERS
39 MARBLE AVE PLEASANTVILLE, NY 10570
914.328.6060 GENERAL@BGA-ENG.com www.BGA-ENG.com

Construction Manager
SAVIN ENGINEERS, P.C.
3 Campus Drive
Pleasantville, NY 10570
914-769-3200

Structural Engineer
ODEH ENGINEERS
1223 Mineral Spring Ave
North Providence, RI 02904
401-724-1771

Civil Engineer
WESTON & SAMPSON
1 Winners Circle, Suite 130
Albany, NY 12205
518-463-4400

Acoustic Consultant
DP DESIGN
12 Cold Spring Street
Providence, RI
401-861-3218

SED #: 6618-0001-0005-032

PROJECT

Rye City School District

555 Theodore Fremd Ave, Rye, NY 10580

Rye High School & Middle School

1 Parsons Street, Rye, New York 10580

HIGH SCHOOL & MIDDLE SCHOOL
PART FIRST FLOOR PLAN

PROJECT 1 & 3

SEAL & SIGNATURE

DATE:	11/07/19
PROJECT No:	9200
DRAWING BY:	BGA
CHK BY:	BGA
DWG No:	H2-102

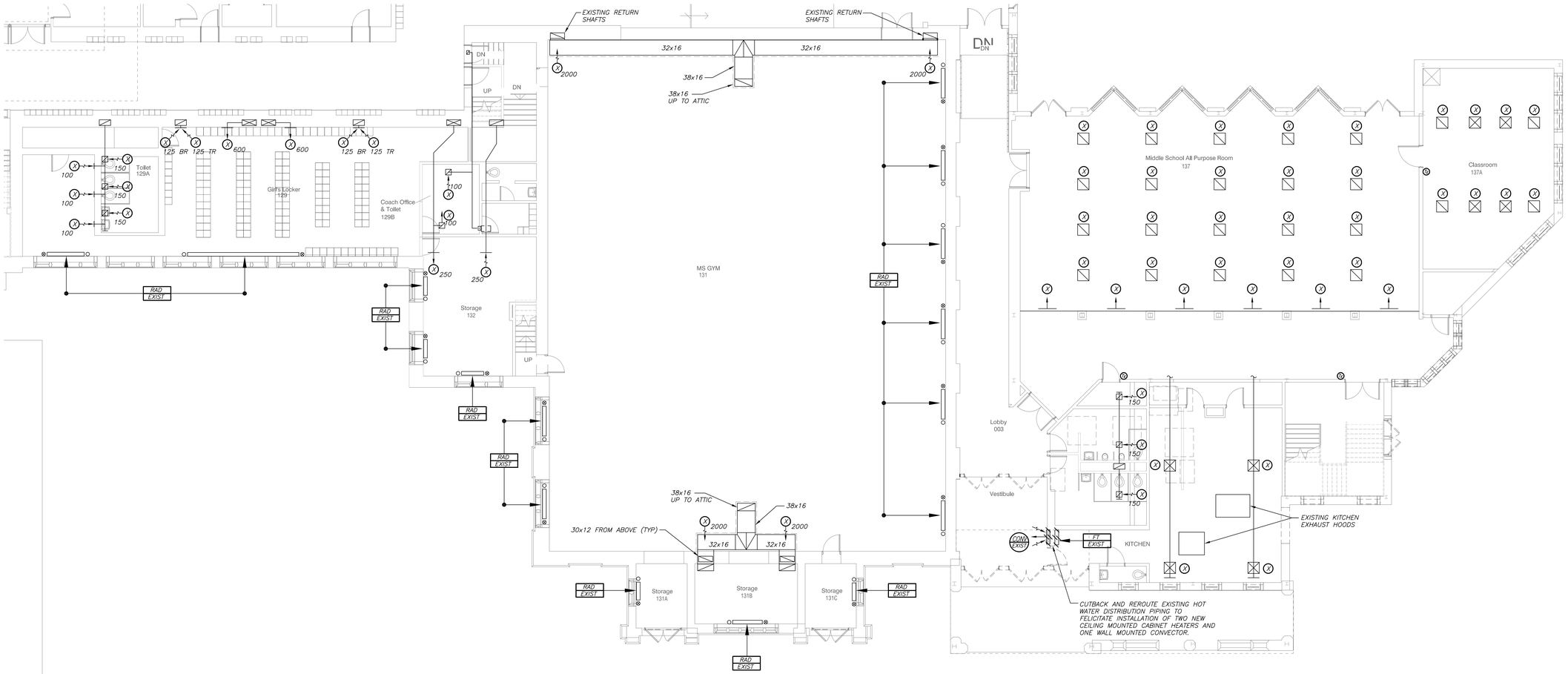

PART FIRST FLOOR PLAN (REMOVAL) PROJECT 1

1 H2-103

1/8 inch=1 foot

NOTES: (SEE DRAWING H2-101 FOR ADDITIONAL NOTES)

1. REMOVE EXISTING FIN TUBE RADIATION AND CABINET HEATERS. CUT BACK AND REROUTE STEAM AND CONDENSATE PIPING TO NEW HEATER LOCATIONS.

BEFORE FABRICATION THIS CONTRACTOR SHALL VERIFY ALL MEASUREMENTS AND CONDITIONS ON JOB AND COORDINATE HIS WORK WITH THE WORK OF ALL OTHER CONTRACTORS

Revision Schedule

No.	Description	Date
1	SED Submission	09/15/2020
2	SED Submission Addendum#1	01/08/2021
3	ISSUED FOR BID	01/19/2021

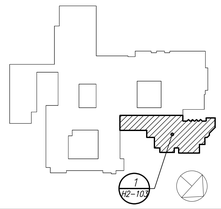

Geddis Architects
Architecture. Planning. Interiors
71 Old Post Road
P.O. Box 1020
Southport, CT 06890
(203) 256-8700

Fielding International
Transforming Education by Design
259 Water Street Suite 1L
Warren , RI 02885 USA
+1 401-289-2789

BARILE GALLAGHER & ASSOCIATES
CONSULTING ENGINEERS
39 MARBLE AVE PLEASANTVILLE, NY 10570
914.328.6060 GENERAL@BGA-ENG.com www.BGA-ENG.com

Construction Manager
SAVIN ENGINEERS, P.C.
3 Campus Drive
Pleasantville, NY 10570
914-769-3200

Structural Engineer
ODEH ENGINEERS
1223 Mineral Spring Ave
North Providence, RI 02904
401-724-1771

Civil Engineer
WESTON & SAMPSON
1 Winners Circle, Suite 130
Albany, NY 12205
518-463-4400

Acoustic Consultant
DP DESIGN
12 Cold Spring Street
Providence, RI
401-861-3218

SED #: 6618-0001-0005-032

PROJECT

Rye City School District

555 Theodore Fremd Ave, Rye, NY 10580

Rye High School & Middle School

1 Parsons Street, Rye, New York 10580

HIGH SCHOOL & MIDDLE SCHOOL
PART FIRST FLOOR PLAN

PROJECT 1 & 3

SEAL & SIGNATURE

DATE:	11/07/19
PROJECT No:	9200
DRAWING BY:	BGA
CHK BY:	BGA
DWG No:	H2-103

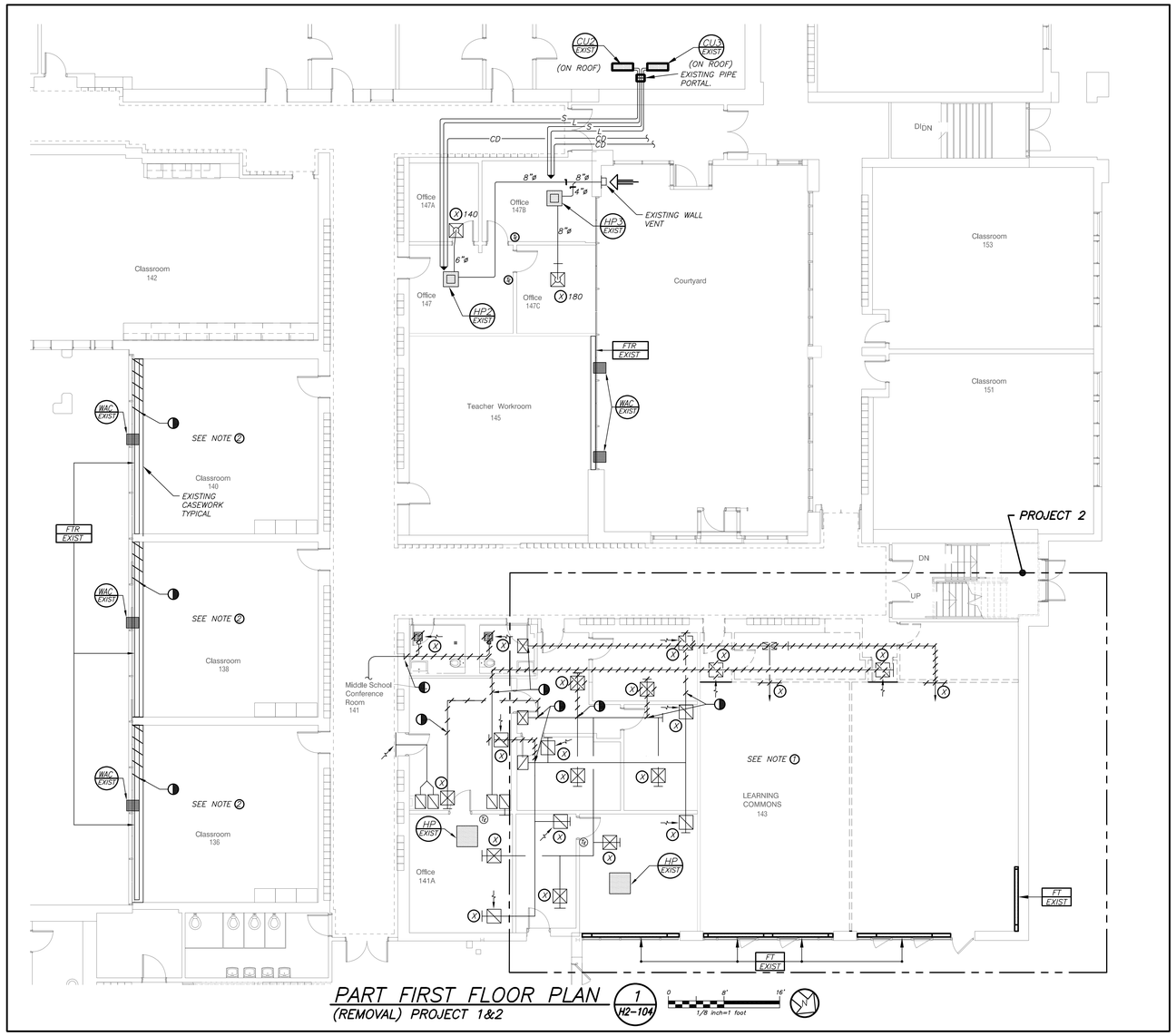

PART FIRST FLOOR PLAN (1 / H2-104)

(REMOVAL) PROJECT 1&2

0 8' 16'
1/8 inch=1 foot

NOTES: (SEE DRAWING H2-101 FOR ADDITIONAL NOTES)

1. CUT BACK AND REROUTE EXISTING DUCTWORK, PIPING, SUPPORTS, CONTROLS, ETC. TO FACILITATE NEW CLASSROOM CONSTRUCTION AND ASSOCIATED HVAC WORK.
2. CUT AND MODIFY EXISTING WOOD CASEWORK SECTIONS AND FIN TUBE RADIATION PIPING TO FACILITATE NEW VERTICAL UNIT VENTILATOR INSTALLATION. CASEWORK SHALL BE MODIFIED TO BE FLUSH WITH SIDE IF UNIT VENTILATOR. CUT BACK AND MODIFY EXISTING TWO TIER FIN TUBE RADIATION PIPING. REROUTE EXISTING HOT WATER DISTRIBUTION PIPING BELOW FLOOR OR ABOVE CEILINGS ACCORDINGLY TO TIE INTO EXISTING MAINS. PATCH AND SEAL ANY SLAB OR WALL OPENINGS TO MATCH EXISTING CONSTRUCTION. RELOCATE EXISTING WINDOW UNITS WHERE IN CONFLICT WITH NEW UNIT VENTILATOR INSTALLATION.

BEFORE FABRICATION THIS CONTRACTOR SHALL VERIFY ALL MEASUREMENTS AND CONDITIONS ON JOB AND COORDINATE HIS WORK WITH THE WORK OF ALL OTHER CONTRACTORS

Revision Schedule

No.	Description	Date
1	SED Submission	09/15/2020
2	SED Submission Addendum#1	01/08/2021
3	ISSUED FOR BID	01/19/2021

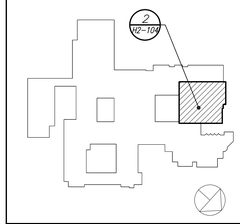

Geddis Architects
Architecture. Planning. Interiors
71 Old Post Road
P.O. Box 1020
Southport, CT 06890
(203) 256-8700

Fielding International
Transforming Education by Design
259 Water Street Suite 1L
Warren , RI 02885 USA
+1 401-289-2789

BARILE GALLAGHER & ASSOCIATES
CONSULTING ENGINEERS
39 MARBLE AVE PLEASANTVILLE, NY 10570
914.328.6060 GENERAL@BGA-ENG.com www.BGA-ENG.com

Construction Manager
SAVIN ENGINEERS, P.C.
3 Campus Drive
Pleasantville, NY 10570
914-769-3200

Structural Engineer
ODEH ENGINEERS
1223 Mineral Spring Ave
North Providence, RI 02904
401-724-1771

Civil Engineer
WESTON & SAMPSON
1 Winners Circle, Suite 130
Albany, NY 12205
518-463-4400

Acoustic Consultant
DP DESIGN
12 Cold Spring Street
Providence, RI
401-861-3218

SED #: 6618-0001-0005-032

PROJECT

Rye City School District

555 Theodore Fremd Ave, Rye, NY 10580

Rye High School & Middle School

1 Parsons Street, Rye, New York 10580

HIGH SCHOOL & MIDDLE SCHOOL
PART FIRST FLOOR PLAN

PROJECT 1 & 2

SEAL & SIGNATURE

DATE:	11/07/19
PROJECT No:	9200
DRAWING BY:	BGA
CHK BY:	BGA
DWG No:	H2-104

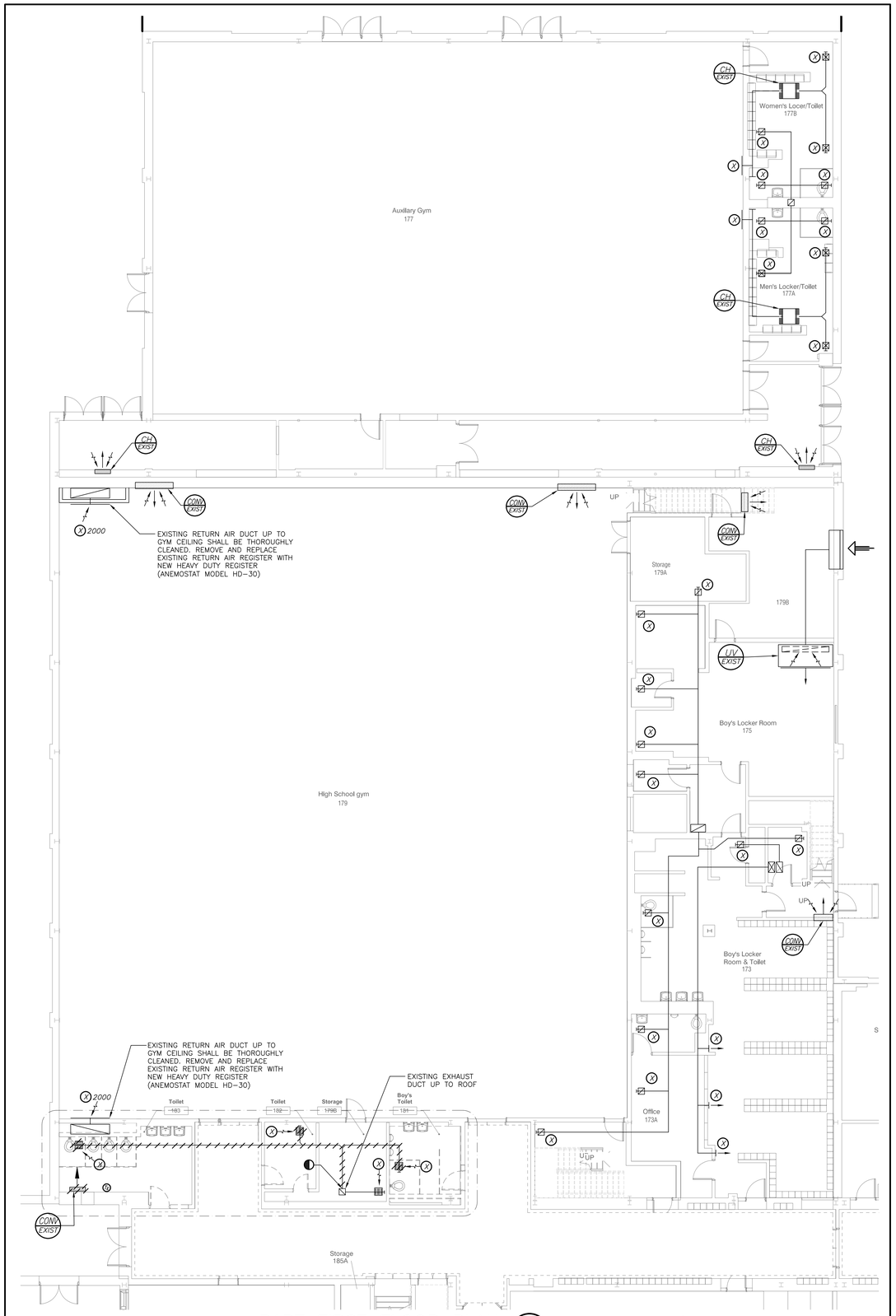

PART FIRST FLOOR PLAN (REMOVAL) PROJECT 1

1 / H2-105

0 8' 16'
1/8 inch=1 foot

BEFORE FABRICATION THIS CONTRACTOR SHALL VERIFY ALL MEASUREMENTS AND CONDITIONS ON JOB AND COORDINATE HIS WORK WITH THE WORK OF ALL OTHER CONTRACTORS

Revision Schedule

No.	Description	Date
1	SED Submission	09/15/2020
2	SED Submission Addendum#1	01/08/2021
3	ISSUED FOR BID	01/19/2021

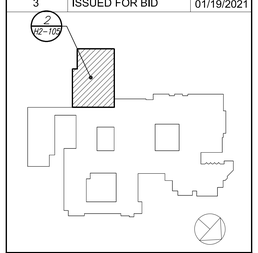

Geddis Architects
Architecture. Planning. Interiors
71 Old Post Road
P.O. Box 1020
Southport, CT 06890
(203) 256-8700

Fielding International
Transforming Education by Design
259 Water Street Suite 1L
Warren , RI 02885 USA
+1 401-289-2789

BARILE GALLAGHER & ASSOCIATES
CONSULTING ENGINEERS
39 MARBLE AVE PLEASANTVILLE, NY 10570
914.328.6060 GENERAL@BGA-ENG.com www.BGA-ENG.com

Construction Manager
SAVIN ENGINEERS, P.C.
3 Campus Drive
Pleasantville, NY 10570
914-769-3200

Structural Engineer
ODEH ENGINEERS
1223 Mineral Spring Ave
North Providence, RI 02904
401-724-1771

Civil Engineer
WESTON & SAMPSON
1 Winners Circle, Suite 130
Albany, NY 12205
518-463-4400

Acoustic Consultant
DP DESIGN
12 Cold Spring Street
Providence, RI
401-861-3218

SED #: 6618-0001-0005-032

PROJECT
Rye City School District
555 Theodore Fremd Ave, Rye, NY 10580

Rye High School & Middle School

1 Parsons Street, Rye, New York 10580

HIGH SCHOOL & MIDDLE SCHOOL
PART FIRST FLOOR PLAN

PROJECT 1

SEAL & SIGNATURE

DATE:	11/07/19
PROJECT No:	9200
DRAWING BY:	BGA
CHK BY:	BGA
DWG No:	H2-105

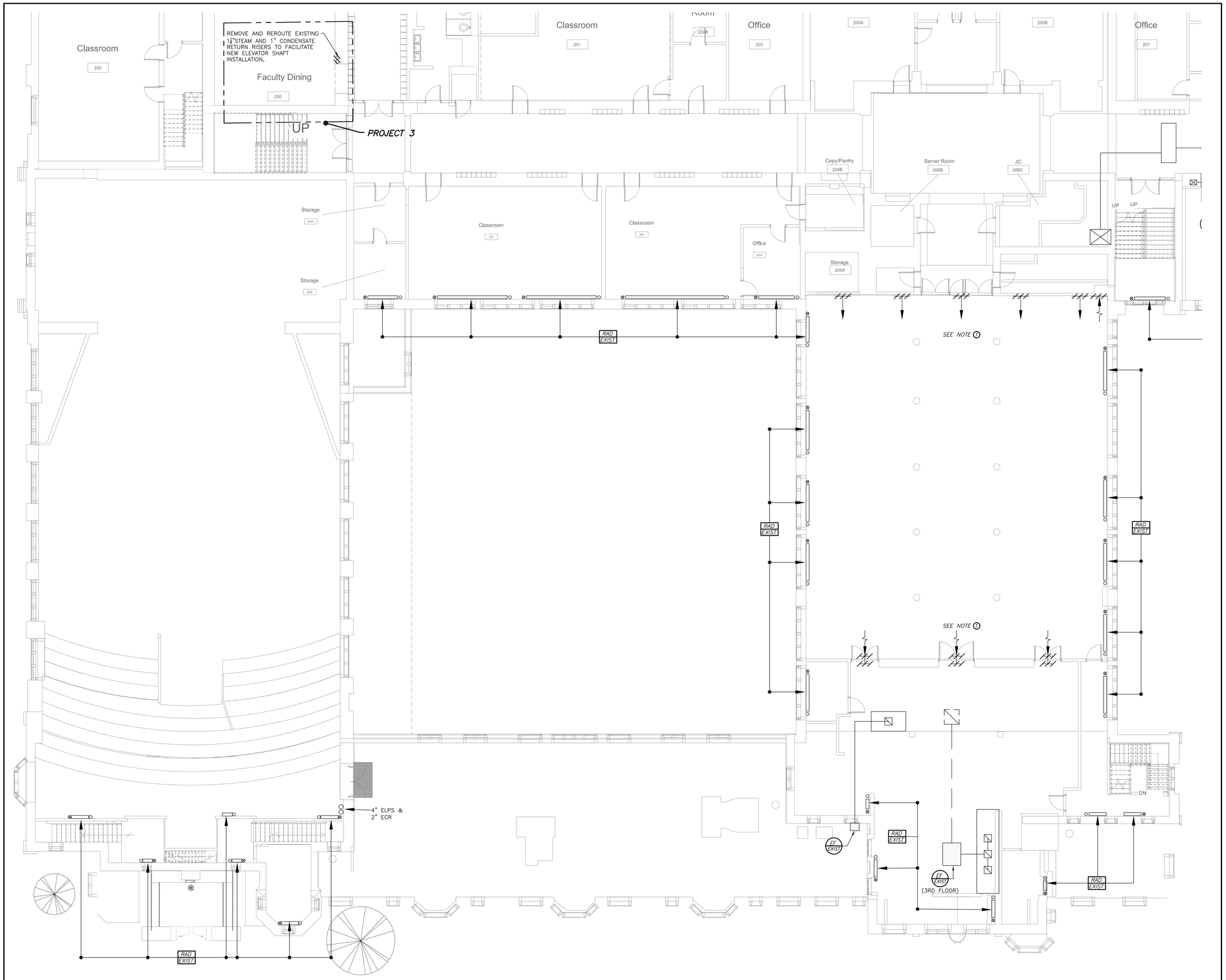

PART SECOND FLOOR PLAN (1 / H2-106)
(REMOVALS) PROJECT 1 & 3

0 8' 16'
1/8 inch=1 foot

NOTES: (SEE DRAWING H2-101 FOR ADDITIONAL NOTES)

1. CUT BACK AND REMOVE EXISTING DUCTWORK SECTIONS TO FACILITATE NEW DUCTWORK DISTRIBUTION. REMOVE EXISTING TRANSFER REGISTERS AND PATCH WALL OPENING TO MATCH EXISTING CONSTRUCTION.

BEFORE FABRICATION THIS CONTRACTOR SHALL VERIFY ALL MEASUREMENTS AND CONDITIONS ON JOB AND COORDINATE HIS WORK WITH THE WORK OF ALL OTHER CONTRACTORS

Revision Schedule

No.	Description	Date
1	SED Submission	09/15/2020
2	SED Submission Addendum#1	01/08/2021
3	ISSUED FOR BID	01/19/2021

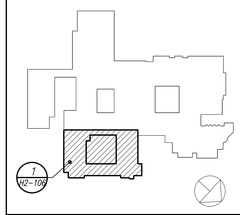

Geddis Architects
Architecture. Planning. Interiors
71 Old Post Road
P.O. Box 1020
Southport, CT 06890
(203) 256-8700

Fielding International
Transforming Education by Design
259 Water Street Suite 1L
Warren , RI 02885 USA
+1 401-289-2789

BARILE GALLAGHER & ASSOCIATES
CONSULTING ENGINEERS
39 MARBLE AVE PLEASANTVILLE, NY 10570
914.328.6060 GENERAL@BGA-ENG.com www.BGA-ENG.com

Construction Manager
SAVIN ENGINEERS, P.C.
3 Campus Drive
Pleasantville, NY 10570
914-769-3200

Structural Engineer
ODEH ENGINEERS
1223 Mineral Spring Ave
North Providence, RI 02904
401-724-1771

Civil Engineer
WESTON & SAMPSON
1 Winners Circle, Suite 130
Albany, NY 12205
518-463-4400

Acoustic Consultant
DP DESIGN
12 Cold Spring Street
Providence, RI
401-861-3218

SED #: 6618-0001-0005-032

PROJECT
Rye City School District
555 Theodore Fremd Ave, Rye, NY 10580

Rye High School & Middle School
1 Parsons Street, Rye, New York 10580

HIGH SCHOOL & MIDDLE SCHOOL
PART SECOND FLOOR PLAN

PROJECT 1 & 3

SEAL & SIGNATURE

DATE:	11/07/19
PROJECT No:	9200
DRAWING BY:	BGA
CHK BY:	BGA
DWG No:	H2-106

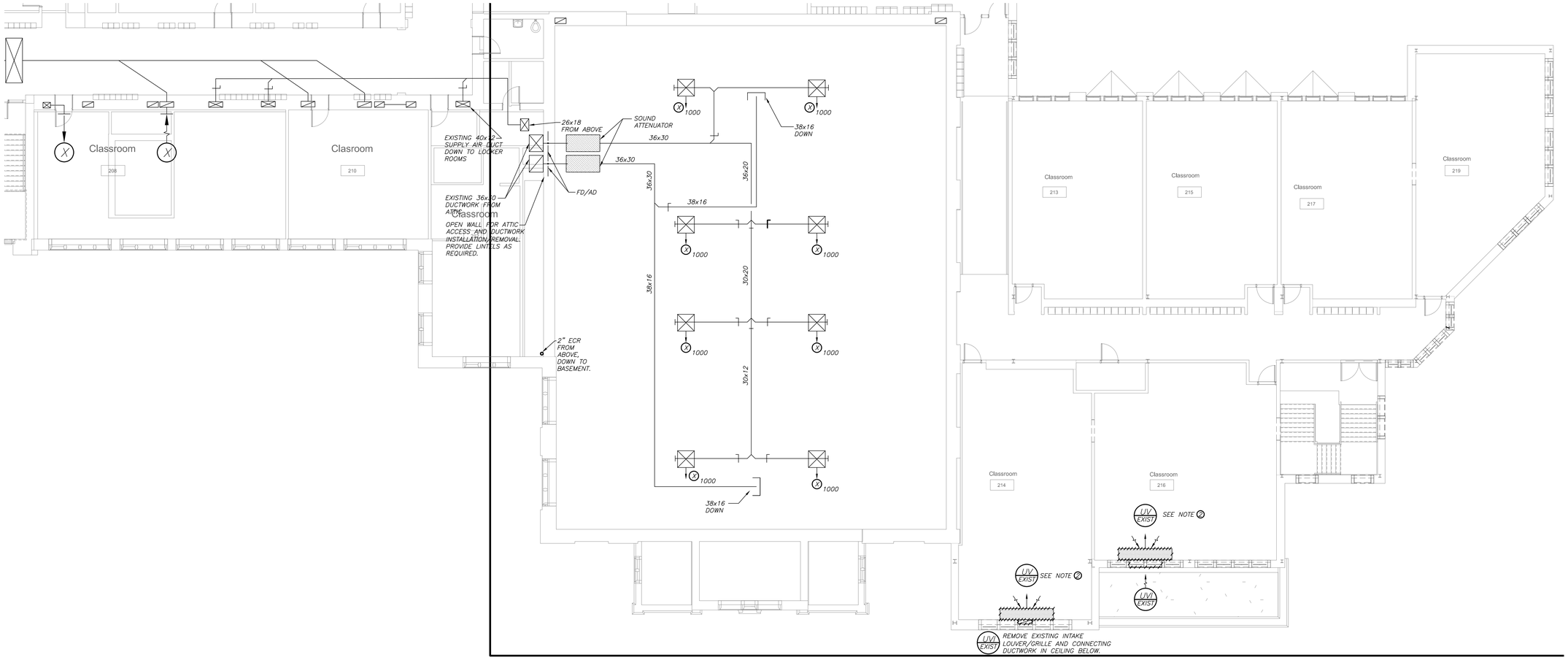

PART SECOND FLOOR PLAN
(REMOVALS) PART 1

1 / H2-107

0 8' 16'
1/8 inch=1 foot

NOTES: (SEE DRAWING H2-101 FOR ADDITIONAL NOTES)

1. CUT BACK AND CAP EXISTING STEAM AND CONDENSATE PIPING AWAY FROM DUCT MOUNTED HEATING COIL. REMOVE ASSOCIATED DUCTWORK SECTIONS, EXISTING STEAM HEATING COIL, SUPPORTS, ETC. TO FACILITATE NEW HEATING COIL AND DX COIL INSTALLATION. REFURBISH AND BALANCE EXISTING ERU FANS SERVING THE GYM AND LOCKER ROOMS. THOROUGHLY CLEAN EXISTING UNIT CASING AND EXISTING COILS NOT BEING REPLACED. REPLACE ALL FILTERS. REMOVE AND REPLACE ANY DAMAGED SUPPLY AND RETURN DUCTWORK INSULATION.
2. REMOVE EXISTING UNIT VENTILATORS AND ASSOCIATED CONNECTING PIPING, DUCTWORK, LOUVERS, SUPPORTS AND WALL SLEEVES. CUT BACK AND CAP EXISTING HOT WATER PIPING TO FACILITATE INSTALLATION OF NEW UNIT VENTILATOR.

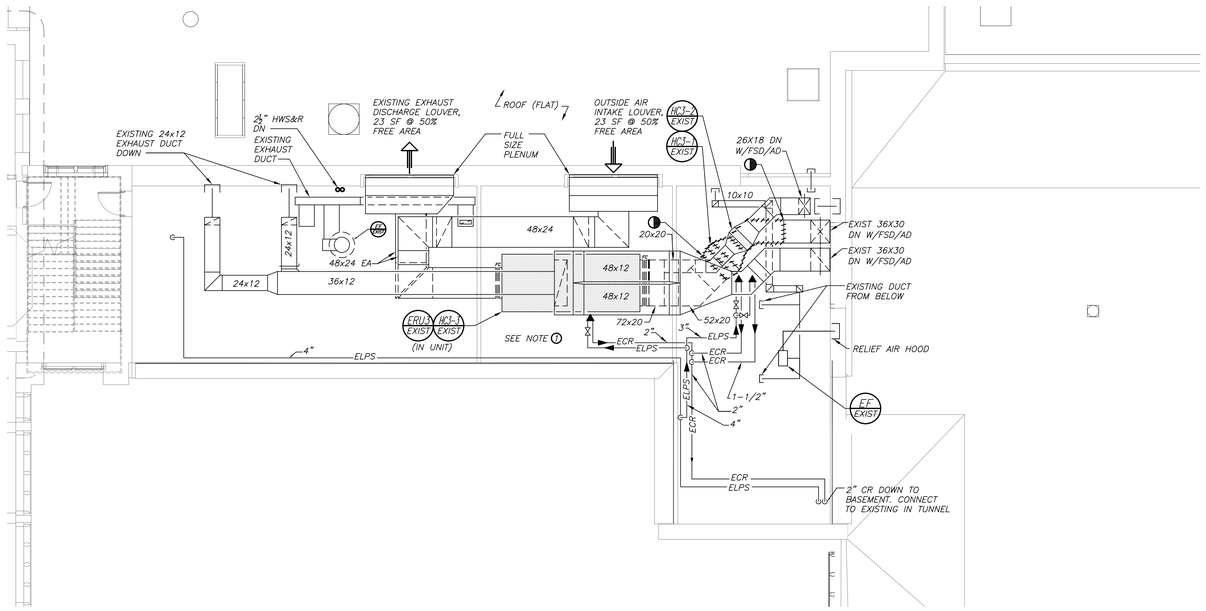

PART THIRD FLOOR ATTIC PLAN
(REMOVALS) PART 1

1 / H2-107

0 8' 16'
1/8 inch=1 foot

BEFORE FABRICATION THIS CONTRACTOR SHALL VERIFY ALL MEASUREMENTS AND CONDITIONS ON JOB AND COORDINATE HIS WORK WITH THE WORK OF ALL OTHER CONTRACTORS

DBE: TAB: Layout1 – Y:\RYE CITY SD\Rye CSD – 2019 Bond – Phase 2 (1937.00)\Drawings\HVAC\a193700H-107-MHS.dwg – DATE: Jan 15, 2021 – 4:01pm

Revision Schedule

No.	Description	Date
1	SED Submission	09/15/2020
2	SED Submission Addendum#1	01/08/2021
3	ISSUED FOR BID	01/19/2021

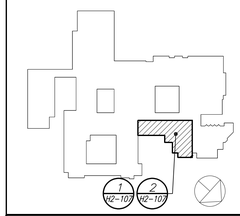

Geddis Architects
Architecture. Planning. Interiors
71 Old Post Road
P.O. Box 1020
Southport, CT 06890
(203) 256-8700

Fielding International
Transforming Education by Design
259 Water Street Suite 1L
Warren , RI 02885 USA
+1 401-289-2789

BARILE GALLAGHER & ASSOCIATES
CONSULTING ENGINEERS
39 MARBLE AVE PLEASANTVILLE, NY 10570
914.328.6060 GENERAL@BGA-ENG.com www.BGA-ENG.com

Construction Manager
SAVIN ENGINEERS, P.C.
3 Campus Drive
Pleasantville, NY 10570
914-769-3200

Structural Engineer
ODEH ENGINEERS
1223 Mineral Spring Ave
North Providence, RI 02904
401-724-1771

Civil Engineer
WESTON & SAMPSON
1 Winners Circle, Suite 130
Albany, NY 12205
518-463-4400

Acoustic Consultant
DP DESIGN
12 Cold Spring Street
Providence, RI
401-861-3218

SED #: 6618-0001-0005-032

PROJECT
Rye City School District
555 Theodore Fremd Ave, Rye, NY 10580

Rye High School & Middle School
1 Parsons Street, Rye, New York 10580

HIGH SCHOOL & MIDDLE SCHOOL
PART SECOND FLOOR PLAN

PROJECT 1

SEAL & SIGNATURE

DATE:	11/07/19
PROJECT No:	9200
DRAWING BY:	BGA
CHK BY:	BGA
DWG No:	H2-107

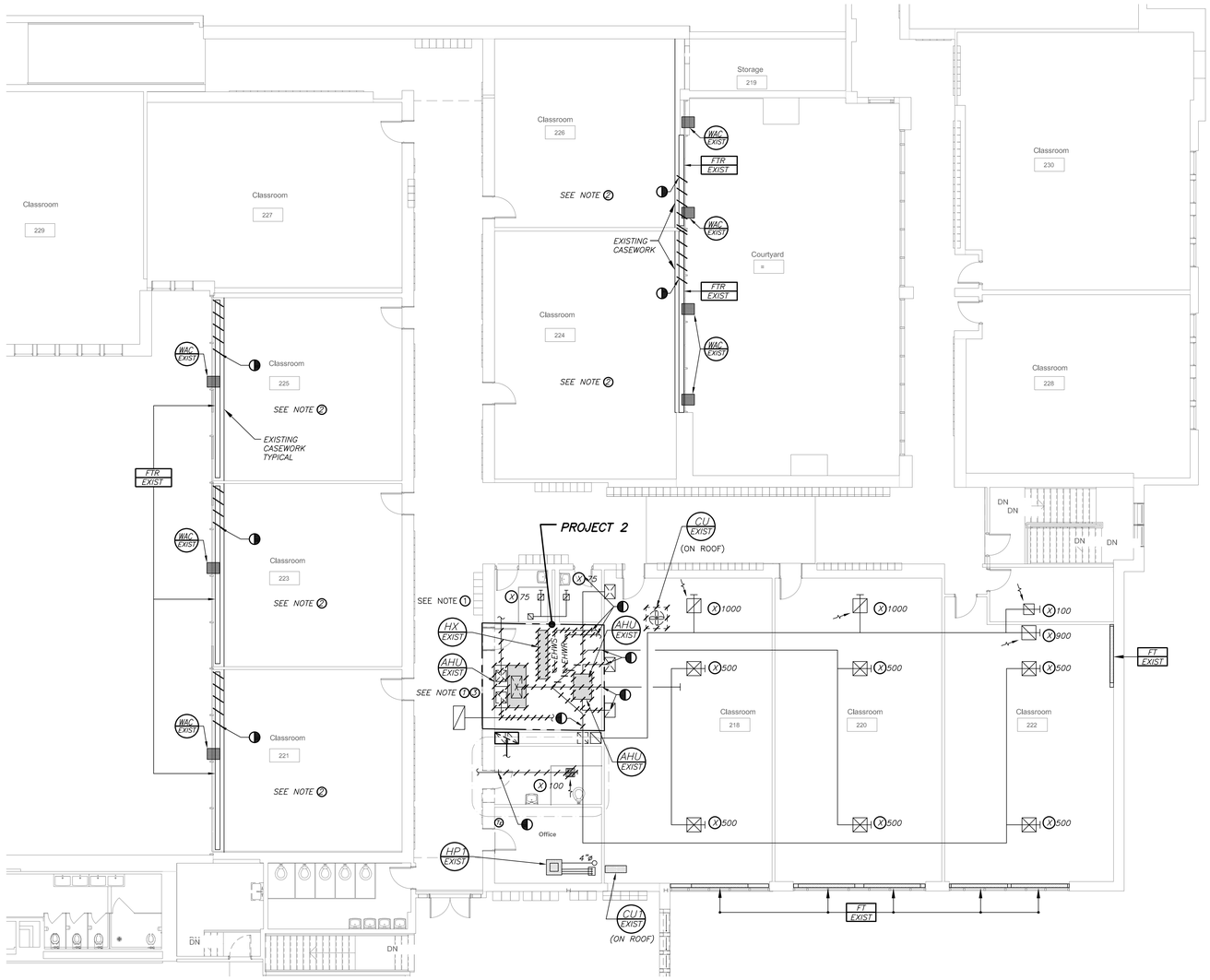

PART SECOND FLOOR PLAN

(REMOVALS) PROJECT 1 & 2

1 H2-108

0 8' 16'

1/8 inch=1 foot

NOTES: (SEE DRAWING H2-101 FOR ADDITIONAL NOTES)

1. EXISTING (STEAM TO HOT WATER) HEAT EXCHANGER, CONDENSATE RETURN PUMPS, EXPANSION TANK, AIR SEPARATOR, ASSOCIATED HOT WATER CIRCULATION PUMPS, PIPING, STARTER/DISCONNECT SWITCH, CONTROLS AND ALL ASSOCIATED APPURTENANCES SHALL BE REMOVED IN THEIR ENTIRETY. CUT BACK AND CAP ASSOCIATED STEAM AND CONDENSATE RETURN PIPING TO EXISTING MAINS BELOW FLOOR. CUT BACK AND CAP ASSOCIATED HOT WATER SUPPLY AND RETURN DISTRIBUTION PIPING WITHIN ROOM TO FACILITATE RECONNECTION TO NEW HOT WATER DISTRIBUTION PIPING SYSTEM.
2. CUT AND MODIFY EXISTING WOOD CASEWORK SECTIONS TO FACILITATE NEW VERTICAL UNIT VENTILATOR INSTALLATION. CASEWORK SHALL BE FLUSH WITH SIDE IF UNIT VENTILATOR. CUT BACK AND MODIFY EXISTING TWO TIER FIN TUBE RADIATION AND REROUTE EXISTING HOT WATER DISTRIBUTION PIPING BELOW FLOOR OR ABOVE CEILINGS ACCORDINGLY TO TIE INTO EXISTING MAINS. PATCH AND SEAL ANY SLAB OR WALL OPENINGS TO MATCH EXISTING CONSTRUCTION. RELOCATE EXISTING WINDOW AC UNITS WHERE IN CONFLICT WITH NEW UNIT VENTILATOR INSTALLATION.
3. EXISTING TWO AIR HANDLERS, RETURN/EXHAUST FANS, ASSOCIATED PIPING, ROOF MOUNTED FOUR TON CONDENSING UNIT, STARTER/DISCONNECTS, CONTROLS AND APPURTENANCES SHALL BE REMOVED IN THEIR ENTIRETY. CUT BACK AND CAP ASSOCIATED DUCTWORK AND PIPING TO EXISTING MAINS TO FACILITATE RECONNECTION TO EXISTING DISTRIBUTION DUCTWORK AND NEW HOT WATER DISTRIBUTION PIPING SYSTEM. PATCH AND SEAL ASSOCIATED ROOF OPENINGS WATER TIGHT AND ALL MER WALL OPENINGS TO MATCH EXISTING CONSTRUCTION. EXISTING DUCTLESS SPLIT SYSTEM CEILING/WALL UNITS AND ROOF MOUNTED CONDENSING UNITS SERVING FIRST AND SECOND FLOORS SHALL REMAIN.

BEFORE FABRICATION THIS CONTRACTOR SHALL VERIFY ALL MEASUREMENTS AND CONDITIONS ON JOB AND COORDINATE HIS WORK WITH THE WORK OF ALL OTHER CONTRACTORS

Revision Schedule

No.	Description	Date
1	SED Submission	09/15/2020
2	SED Submission Addendum#1	01/08/2021
3	ISSUED FOR BID	01/19/2021

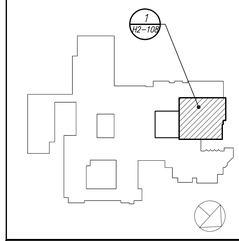

Geddis Architects

Architecture. Planning. Interiors

71 Old Post Road
P.O. Box 1020
Southport, CT 06890
(203) 256-8700

Fielding International

Transforming Education by Design

259 Water Street Suite 1L
Warren , RI 02885 USA
+1 401-289-2789

BARILE GALLAGHER & ASSOCIATES

CONSULTING ENGINEERS
39 MARBLE AVE PLEASANTVILLE, NY 10570
914.328.6060 GENERAL@BGA-ENG.com www.BGA-ENG.com

Construction Manager
SAVIN ENGINEERS, P.C.
3 Campus Drive
Pleasantville, NY 10570
914-769-3200

Structural Engineer
ODEH ENGINEERS
1223 Mineral Spring Ave
North Providence, RI 02904
401-724-1771

Civil Engineer
WESTON & SAMPSON
1 Winners Circle, Suite 130
Albany, NY 12205
518-463-4400

Acoustic Consultant
DP DESIGN
12 Cold Spring Street
Providence, RI
401-861-3218

SED #: 6618-0001-0005-032

PROJECT

Rye City School District

555 Theodore Fremd Ave, Rye, NY 10580

Rye High School & Middle School

1 Parsons Street, Rye, New York 10580

HIGH SCHOOL & MIDDLE SCHOOL
PART SECOND FLOOR PLAN

PROJECT 1 & 2

SEAL & SIGNATURE

DATE:	11/07/19
PROJECT No:	9200
DRAWING BY:	BGA
CHK BY:	BGA
DWG No:	H2-108

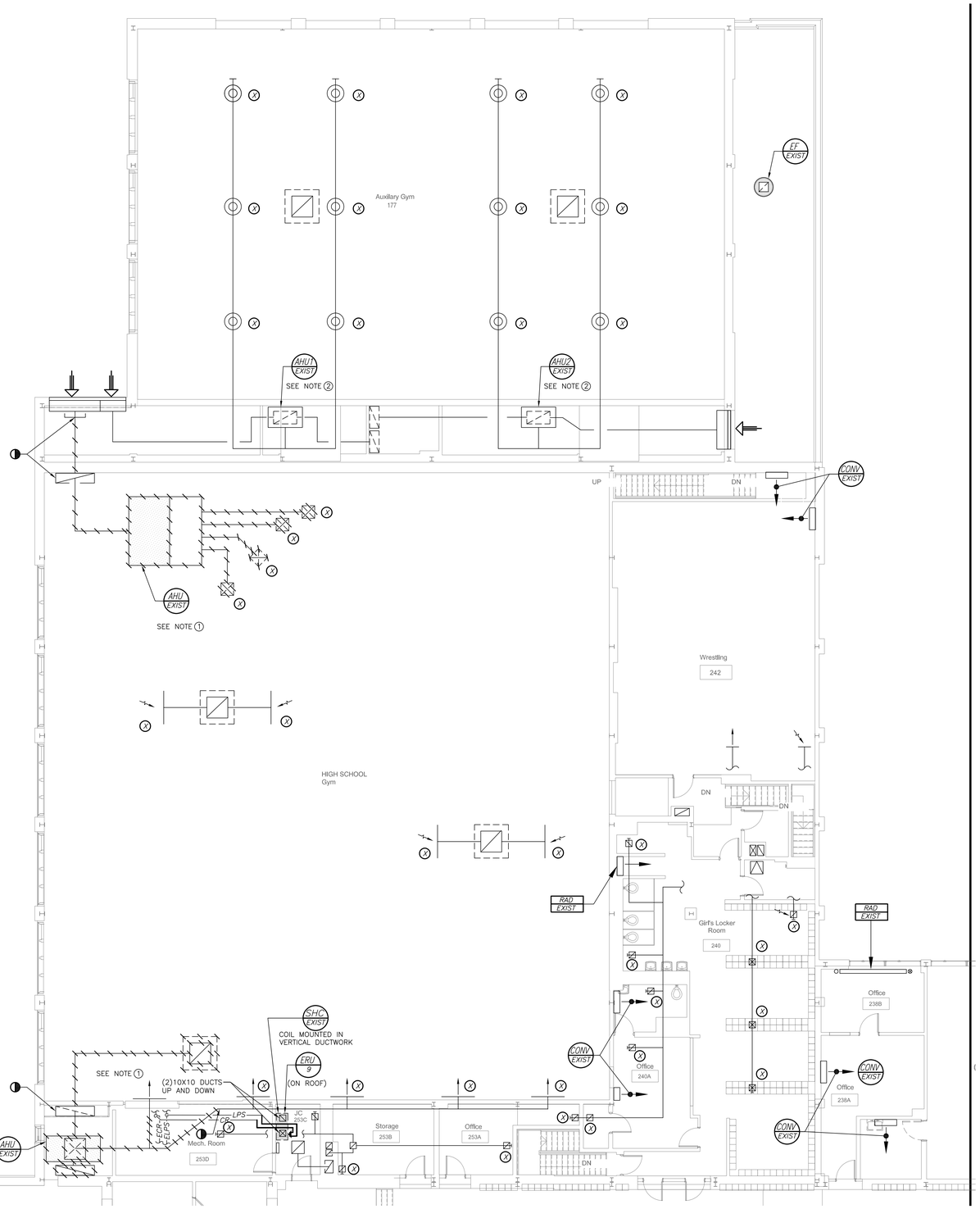

PART SECOND FLOOR PLAN 1 H2-109
(REMOVALS) PROJECT 1

0 8' 16'
1/8 inch=1 foot

NOTES: (SEE DRAWING H2-101 FOR ADDITIONAL NOTES)

1. EXISTING CEILING MOUNTED HS GYM AIR HANDLERS, ASSOCIATED DUCTWORK, PIPING, SUPPORTS, CONTROLS AND APPURTENANCES SHALL BE REMOVED IN THEIR ENTIRETY. EXISTING RETURN DUCTWORK EXTENDED DOWN TO FLOOR LEVEL SHALL REMAIN. RETURN DUCTWORK SHALL BE THOROUGHLY CLEANED OF ANY DIRT AND DEBRIS. CUT BACK AND CAP ASSOCIATED STEAM AND CONDENSATE PIPING BACK TO MAINS TO FACILITATE NEW ERU AND DISTRIBUTION DUCTWORK INSTALLATIONS. CONTRACTOR RESPONSIBLE TO PROTECT GYM FLOORING DURING DEMOLITION AND NEW CONSTRUCTION. FLOOR SHALL BE PROTECTED WITH POLY/CONSTRUCTION PAPER TOPPED BY TWO ALTERNATING LAYERS 5/8" PLYWOOD.
2. TWO EXISTING AUXILIARY GYM AIR HANDLING UNITS SHALL BE REFURBISHED INCLUDING REPLACING BELTS, FILTERS, PNEUMATIC CONTROLLED DEVISES WITH NEW DDC DEVICES, ETC.. UNIT CASING, COILS AND SUPPLY/RETURN DUCTWORK SHALL BE THOROUGHLY STEAMED CLEANED OF ALL DIRT AND DEBRIS.

BEFORE FABRICATION THIS CONTRACTOR SHALL VERIFY ALL MEASUREMENTS AND CONDITIONS ON JOB AND COORDINATE HIS WORK WITH THE WORK OF ALL OTHER CONTRACTORS

Revision Schedule

No.	Description	Date
1	SED Submission	09/15/2020
2	SED Submission Addendum#1	01/08/2021
3	ISSUED FOR BID	01/19/2021

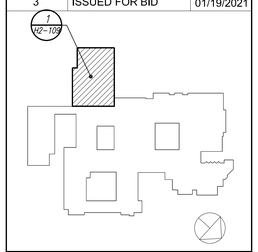

Geddis Architects
Architecture. Planning. Interiors
71 Old Post Road
P.O. Box 1020
Southport, CT 06890
(203) 256-8700

Fielding International
Transforming Education by Design
259 Water Street Suite 1L
Warren , RI 02885 USA
+1 401-289-2789

BARILE GALLAGHER & ASSOCIATES
CONSULTING ENGINEERS
39 MARBLE AVE PLEASANTVILLE, NY 10570
914.328.6060 GENERAL@BGA-ENG.com www.BGA-ENG.com

Construction Manager
SAVIN ENGINEERS, P.C.
3 Campus Drive
Pleasantville, NY 10570
914-769-3200

Structural Engineer
ODEH ENGINEERS
1223 Mineral Spring Ave
North Providence, RI 02904
401-724-1771

Civil Engineer
WESTON & SAMPSON
1 Winners Circle, Suite 130
Albany, NY 12205
518-463-4400

Acoustic Consultant
DP DESIGN
12 Cold Spring Street
Providence, RI
401-861-3218

SED #: 6618-0001-0005-032

PROJECT
Rye City School District
555 Theodore Fremd Ave, Rye, NY 10580

Rye High School & Middle School
1 Parsons Street, Rye, New York 10580

HIGH SCHOOL & MIDDLE SCHOOL
PART SECOND FLOOR PLAN

PROJECT 1

SEAL & SIGNATURE

DATE:	11/07/19
PROJECT No:	9200
DRAWING BY:	BGA
CHK BY:	BGA
DWG No:	H2-109

DBE: TAB: Layout1 – Y:\RYE CITY SD\Rye CSD – 2019 Bond – Phase 2 (1937.00)\Drawings\HVAC\a193700H-109-MHS.dwg – DATE: Jan 15, 2021 – 4:02pm

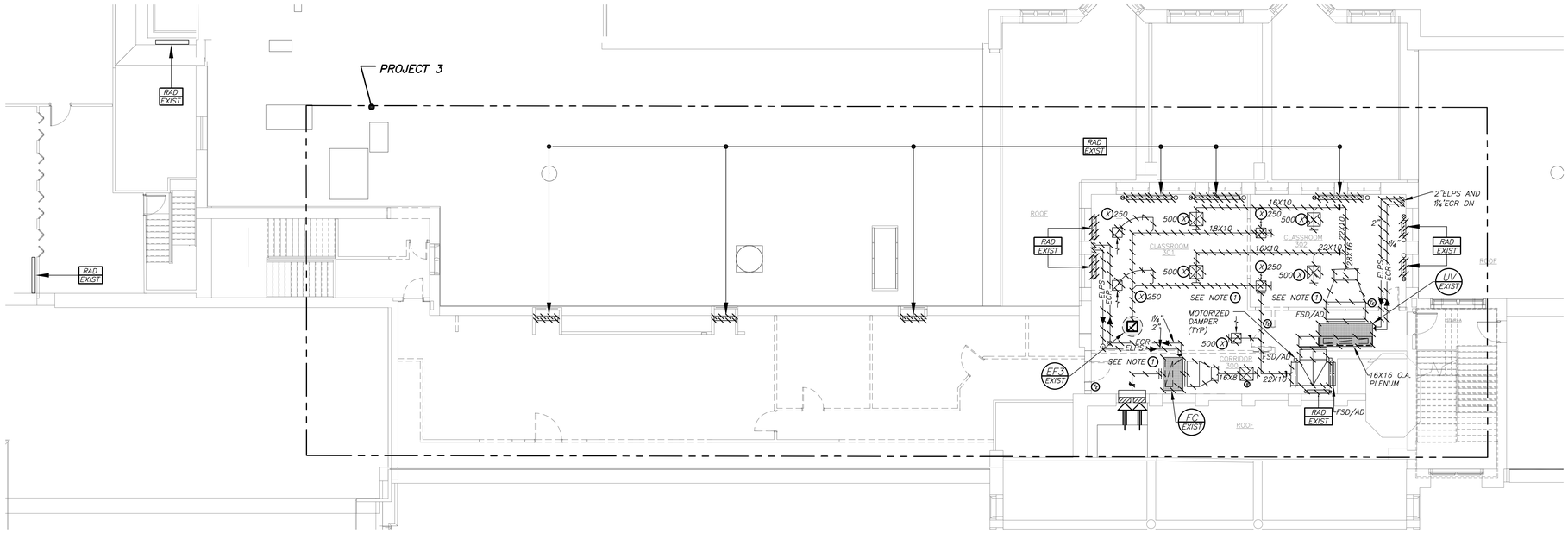

PART THIRD FLOOR PLAN

(REMOVALS) PROJECT 3

1 / H2-110

0 4' 8' 16'

1/8 inch=1 foot

NOTES: (SEE DRAWING H2-101 FOR ADDITIONAL NOTES)

1. EXISTING HORIZONTAL UNIT VENTILATORS, ASSOCIATED DUCTWORK, PIPING, SUPPORTS, CONTROLS AND APPURTENANCES SHALL BE REMOVED IN THEIR ENTIRETY. CUT BACK AND CAP ASSOCIATED STEAM AND CONDENSATE PIPING BACK TO MAINS TO FACILITATE NEW ERU AND PERIMETER RADIATION INSTALLATIONS.

BEFORE FABRICATION THIS CONTRACTOR SHALL VERIFY ALL MEASUREMENTS AND CONDITIONS ON JOB AND COORDINATE HIS WORK WITH THE WORK OF ALL OTHER CONTRACTORS

Revision Schedule

No.	Description	Date
1	SED Submission	09/15/2020
2	SED Submission Addendum#1	01/08/2021
3	ISSUED FOR BID	01/19/2021

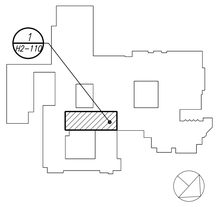

Geddis Architects
Architecture. Planning. Interiors
71 Old Post Road
P.O. Box 1020
Southport, CT 06890
(203) 256-8700

Fielding International
Transforming Education by Design
259 Water Street Suite 1L
Warren , RI 02885 USA
+1 401-289-2789

BARILE GALLAGHER & ASSOCIATES
CONSULTING ENGINEERS
39 MARBLE AVE PLEASANTVILLE, NY 10570
914.328.6060 GENERAL@BGA-ENG.com www.BGA-ENG.com

Construction Manager
SAVIN ENGINEERS, P.C.
3 Campus Drive
Pleasantville, NY 10570
914-769-3200

Structural Engineer
ODEH ENGINEERS
1223 Mineral Spring Ave
North Providence, RI 02904
401-724-1771

Civil Engineer
WESTON & SAMPSON
1 Winners Circle, Suite 130
Albany, NY 12205
518-463-4400

Acoustic Consultant
DP DESIGN
12 Cold Spring Street
Providence, RI
401-861-3218

SED #: 6618-0001-0005-032

PROJECT

Rye City School District

555 Theodore Fremd Ave, Rye, NY 10580

Rye High School & Middle School

1 Parsons Street, Rye, New York 10580

HIGH SCHOOL & MIDDLE SCHOOL
PART THIRD FLOOR PLAN

PROJECT 3

SEAL & SIGNATURE

DATE:	11/07/19
PROJECT No:	9200
DRAWING BY:	BGA
CHK BY:	BGA
DWG No:	H2-110

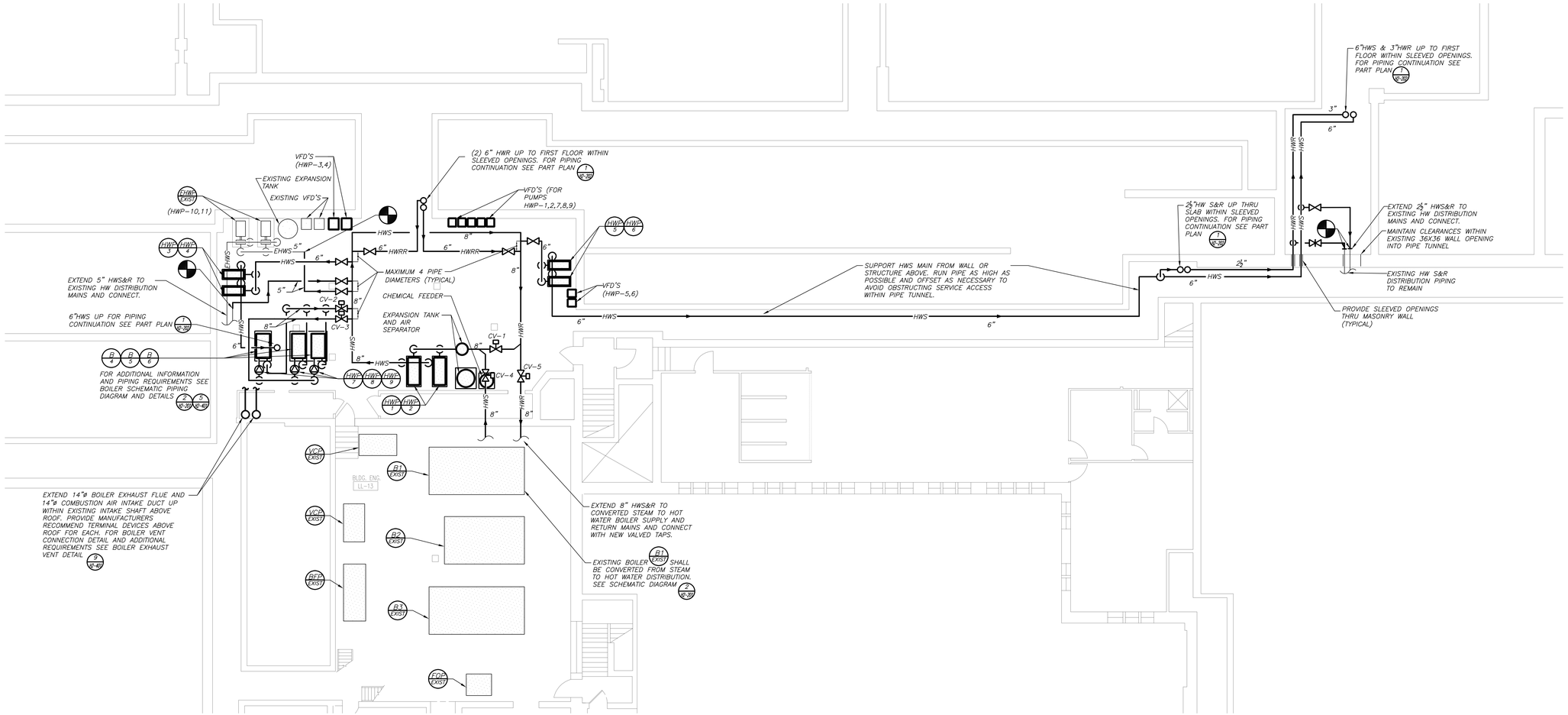

PART BASEMENT FLOOR PLAN 1/H2-201

(NEW WORK) PROJECT 1

1/8 inch=1 foot

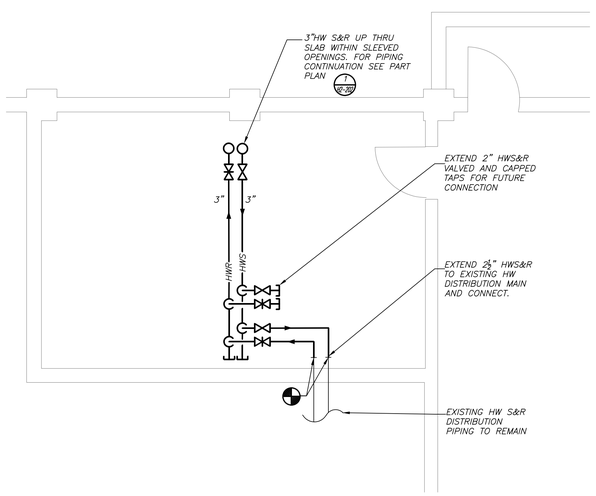

BASEMENT FLOOR PLAN 3/H2-201

(NEW WORK) PROJECT 1

1/4 inch=1 foot

NOTES: (SEE DRAWING H2-101 FOR ADDITIONAL NOTES)

LIST OF APPURTENANCES

MARK	DESCRIPTION
1	SUCTION DIFFUSER
2	TRIPLE DUTY VALVE (SOFT SEAT)
3	FLEXIBLE CONNECTION
4	CONCENTRIC REDUCER
5	PRESSURE GUAGE(W/SHUT-OFF COCK)
6	PRESSURE GUAGE (WITH SHUT-OFF COCK) & THERMOMETER
7	DRAIN VALVE WITH HOSE END CONNECTION
8	GATE VALVE (WITH CHAIN OPERATOR FOR UNREACHABLE LOCATIONS)
9	AUTOMATIC AIR VENT
10	BALL VALVE
11	PRESSURIZED EXPANSION TANK
12	NOT USED
13	CHECK VALVE
14	UNION CONNECTION
15	BOILER PRESS./TEMP. RELIEF VALVE
16	GROUT PUMP BASE INTO PAD
17	BRONZE BODY MAKE-UP WATER PRESSURE REGULATOR W/ BUILT IN CHECK VALVE
18	NOT USED
19	NOT USED
20	NEW 4" THICK CONCRETE HOUSEKEEPING PAD
21	EXISTING FLUE OUTLET
22	EXISTING 4" HOUSEKEEPING PAD
23	BOILER DRAIN
24	NOT USED
25	BALANCE VALVE
26	HEADER TEMPERATURE SENSOR
27	DIFFERENTIAL PRESSURE SENSOR (VFD)
28	NOT USED

KEYED NOTES (NEW WORK)

1. CONVERT EXISTING STEAM BOILER B-1 (MODEL SMITH 6500-S-21 WITH POWER FLAME BURNER C7-GO-30) FROM STEAM OPERATION TO HOT WATER. CAP STEAM MAIN AND ASSOCIATED CONDENSATE RETURN LINES ACCORDINGLY TO ISOLATE CONVERTED BOILER FROM STEAM SYSTEM. COMPLY WITH MANUFACTURER'S RECOMMENDATIONS AND INSTRUCTIONS FOR BOILER CONVERSION. PROVIDE COMPLETE START UP AND TEST OF THE CONVERTED BOILER SYSTEM USING FACTORY AUTHORIZED SERVICE AGENT. THE CONVERSION SHALL INCLUDE BUT NOT BE LIMITED TO THE FOLLOWING:
   a. REMOVAL OF THE BOILER STEAM RISERS, SUB-HEADER AND EQUALIZER PIPING.
   b. REMOVAL OF THE STEAM PRESSURE RELIEF VALVES.
   c. REMOVAL OF THE OPERATING, HIGH LIMIT BOILER PRESSURE CONTROLS.
   d. REMOVAL OF THE BOILER PRESSURE GAUGE.
   e. A COMPLETE CLEANING OF THE FIRESIDE OF THE BOILER TO INCLUDE BRUSH AND VACUUMING OF THE HEAT EXCHANGER AND RE-ASSEMBLY OF THE CLEAN OUT PASSAGES WITH NEW HIGH TEMPERATURE ROPE AS NEEDED.
   f. A COMPLETE CLEANING OF THE BOILER WATERSIDE TO INCLUDE WASHING, FLUSHING AND DE-SCALING OF THE HX IF NECESSARY.
   g. USING THE EXISTING FLANGED CONNECTION ON THE BOILER FRONT SECTION, REMOVE THE BLANKING PLATE AND INSTALL NEW PIPING TO HOT WATER SUPPLY.
   h. REMOVE THE FLANGE AND BLANKING PLATE FROM THE REAR SECTION. FURNISH AND INSTALL A RETURN TEMPERATURE STABILIZER TUBE ASSEMBLY (RTS) IN THE REAR SECTION, SLIDING THE ASSEMBLY INTO THE BOILER PER THE MANUFACTURER'S INSTRUCTIONS. CONNECT NEW RETURN PIPING TO THIS FLANGE CONNECTION.
   i. FURNISH AND INSTALL PIPE PLUGS IN THE SECTION TAPS WHERE THE RISERS WERE REMOVED.
   j. FURNISH THE FOLLOWING NEW BOILER CONTROLS:
      1. L4006A OPERATING CONTROLLER.
      2. L4006E HIGH LIMIT CONTROLLER.
      3. TEMPERATURE SENSOR FOR EXISTING T775 CONTROLLER LOCATED IN BURNER PANEL
      4. PRESSURE / TEMPERATURE GAUGE
      5. WATTS TYPE 740 PRESSURE RELIEF VALVE – 50 PSI WITH A MINIMUM RELIEVING CAPACITY OF 3,344 MBH OR GREATER.
   k. THE TWO EXISTING LOW WATER CUT OFFS SHALL BE REPLACED.
2. EXISTING PUMPS (EHWP-10,11) SHALL BE INSPECTED, REFURBISHED TO EXISTING DESIGN CONDITIONS. REPAIR PUMPS AS REQUIRED IF FOUND NOT OPERATING PROPERLY. PROVIDE INITIAL WATER BALANCING REPORT PRIOR TO HEAT EXCHANGER DEMOLITION FOR BASELINE OF EXISTING PUMP PERFORMANCES.

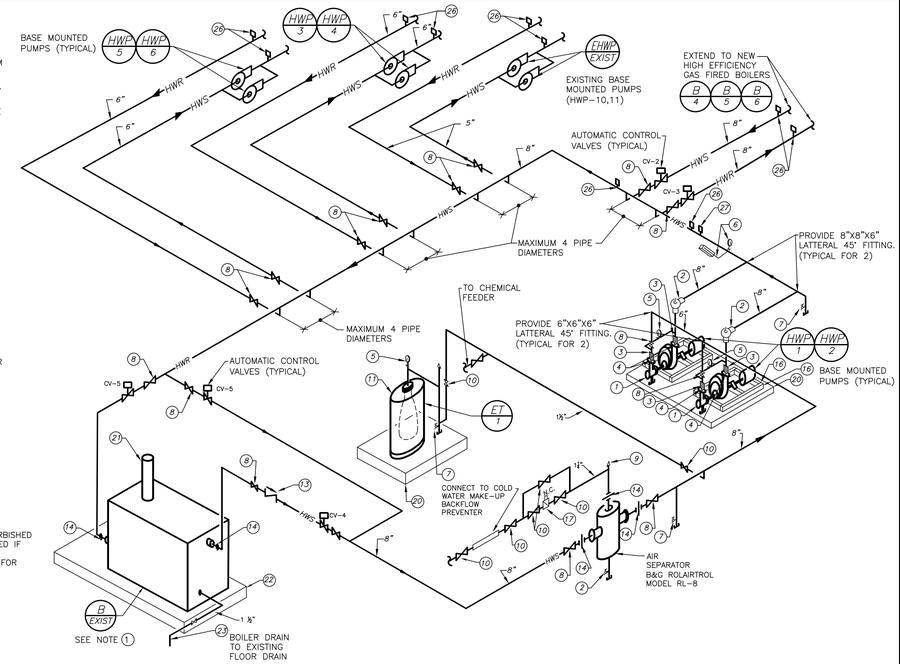

BOILER CONVERSION PIPING DIAGRAM 2/H2-201

NO SCALE

BEFORE FABRICATION THIS CONTRACTOR SHALL VERIFY ALL MEASUREMENTS AND CONDITIONS ON JOB AND COORDINATE HIS WORK WITH THE WORK OF ALL OTHER CONTRACTORS

DBE: TAB: Layout1 – Y:\RYE CITY SD\Rye CSD – 2019 Bond – Phase 2 (1937.00)\Drawings\HVAC\a193700H-201-MHS.dwg – DATE: Jan 15, 2021 – 3:12pm

Revision Schedule

No.	Description	Date
1	SED Submission	09/15/2020
2	SED Submission Addendum#1	01/08/2021
3	ISSUED FOR BID	01/19/2021

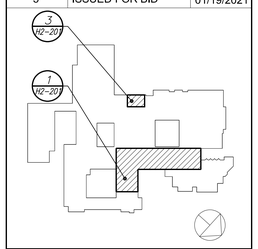

Geddis Architects
Architecture. Planning. Interiors
71 Old Post Road
P.O. Box 1020
Southport, CT 06890
(203) 256-8700

Fielding International
Transforming Education by Design
259 Water Street Suite 1L
Warren , RI 02885 USA
+1 401-289-2789

BARILE GALLAGHER & ASSOCIATES
CONSULTING ENGINEERS
39 MARBLE AVE PLEASANTVILLE, NY 10570
914.328.6060 GENERAL@BGA-ENG.com www.BGA-ENG.com

Construction Manager
SAVIN ENGINEERS, P.C.
3 Campus Drive
Pleasantville, NY 10570
914-769-3200

Structural Engineer
ODEH ENGINEERS
1223 Mineral Spring Ave
North Providence, RI 02904
401-724-1771

Civil Engineer
WESTON & SAMPSON
1 Winners Circle, Suite 130
Albany, NY 12205
518-463-4400

Acoustic Consultant
DP DESIGN
12 Cold Spring Street
Providence, RI
401-861-3218

SED #: 6618-0001-0005-032

PROJECT

Rye City School District

555 Theodore Fremd Ave, Rye, NY 10580

Rye High School & Middle School

1 Parsons Street, Rye, New York 10580

HIGH SCHOOL & MIDDLE SCHOOL
PART BASEMENT PLANS AND BOILER PIPING DIAGRAM

PROJECT 1

SEAL & SIGNATURE

DATE:	11/07/19
PROJECT No:	9200
DRAWING BY:	BGA
CHK BY:	BGA
DWG No:	H2-201

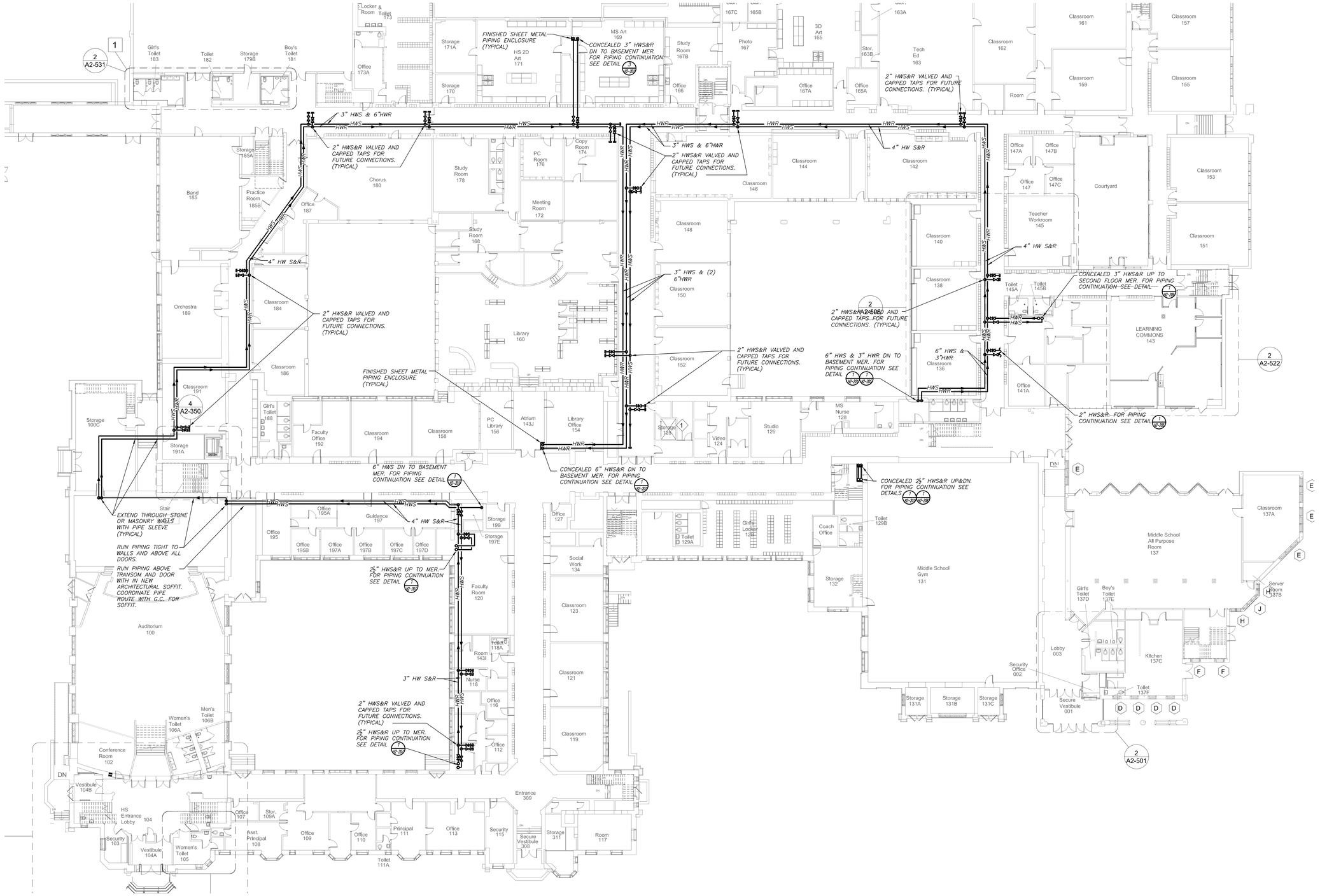

PART FIRST FLOOR PLAN (1 / H2-202)
(NEW WORK) PROJECT 1

0 16' 32'
1/16 inch=1 foot

NOTES: (SEE DRAWING H2-101 FOR ADDITIONAL NOTES)

1. WHERE CEILINGS ARE NOT INDICATED TO BE REPLACED IN ARCHITECTURAL DRAWINGS, HVAC CONTRACTOR SHALL REMOVE AND REINSTALL CEILING TILES AND GRID AS NECESSARY TO FACILITATE HOT WATER PIPING INSTALLATION. CONTRACTOR SHALL REPLACE ANY DAMAGED CEILING TILES TO MATCH EXISTING.

BEFORE FABRICATION THIS CONTRACTOR SHALL VERIFY ALL MEASUREMENTS AND CONDITIONS ON JOB AND COORDINATE HIS WORK WITH THE WORK OF ALL OTHER CONTRACTORS

DBE: TAB: Layout1 – Y:\RYE CITY SD\Rye CSD – 2019 Bond – Phase 2 (1937.00)\Drawings\HVAC\a193700H-202-MHS.dwg – DATE: Jan 15, 2021 – 3:14pm

Revision Schedule

No.	Description	Date
1	SED Submission	09/15/2020
2	SED Submission Addendum#1	01/08/2021
3	ISSUED FOR BID	01/19/2021

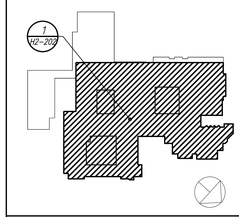

Geddis Architects
Architecture. Planning. Interiors
71 Old Post Road
P.O. Box 1020
Southport, CT 06890
(203) 256-8700

Fielding International
Transforming Education by Design
259 Water Street Suite 1L
Warren , RI 02885 USA
+1 401-289-2789

BARILE GALLAGHER & ASSOCIATES
CONSULTING ENGINEERS
39 MARBLE AVE PLEASANTVILLE, NY 10570
914.328.6060 GENERAL@BGA-ENG.com www.BGA-ENG.com

Construction Manager
SAVIN ENGINEERS, P.C.
3 Campus Drive
Pleasantville, NY 10570
914-769-3200

Structural Engineer
ODEH ENGINEERS
1223 Mineral Spring Ave
North Providence, RI 02904
401-724-1771

Civil Engineer
WESTON & SAMPSON
1 Winners Circle, Suite 130
Albany, NY 12205
518-463-4400

Acoustic Consultant
DP DESIGN
12 Cold Spring Street
Providence, RI
401-861-3218

SED #: 6618-0001-0005-032

PROJECT
Rye City School District
555 Theodore Fremd Ave, Rye, NY 10580

Rye High School & Middle School
1 Parsons Street, Rye, New York 10580

HIGH SCHOOL & MIDDLE SCHOOL
PART FIRST FLOOR PLAN

PROJECT 1

SEAL & SIGNATURE

DATE:	11/07/19
PROJECT No:	9200
DRAWING BY:	BGA
CHK BY:	BGA
DWG No:	H2-202

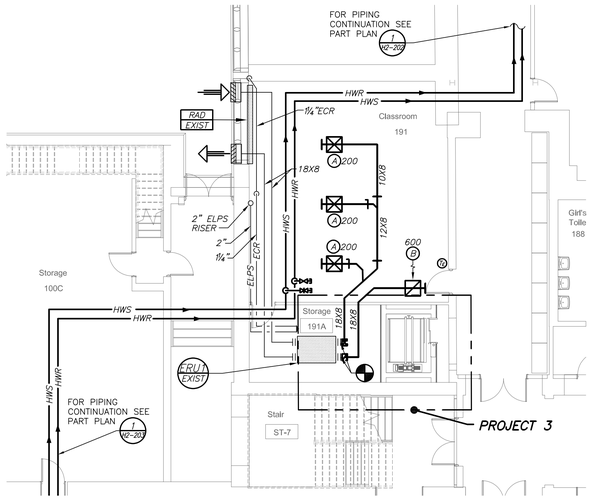

PART FIRST FLOOR PLAN (NEW WORK) PROJECT 1 & 3 — 2 H2-203 — 1/8 inch=1 foot

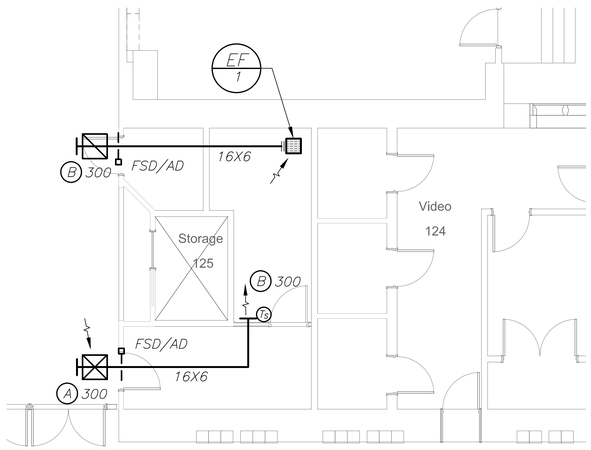

PART FIRST FLOOR PLAN (NEW WORK) PROJECT 1 — 3 H2-203 — 1/8 inch=1 foot

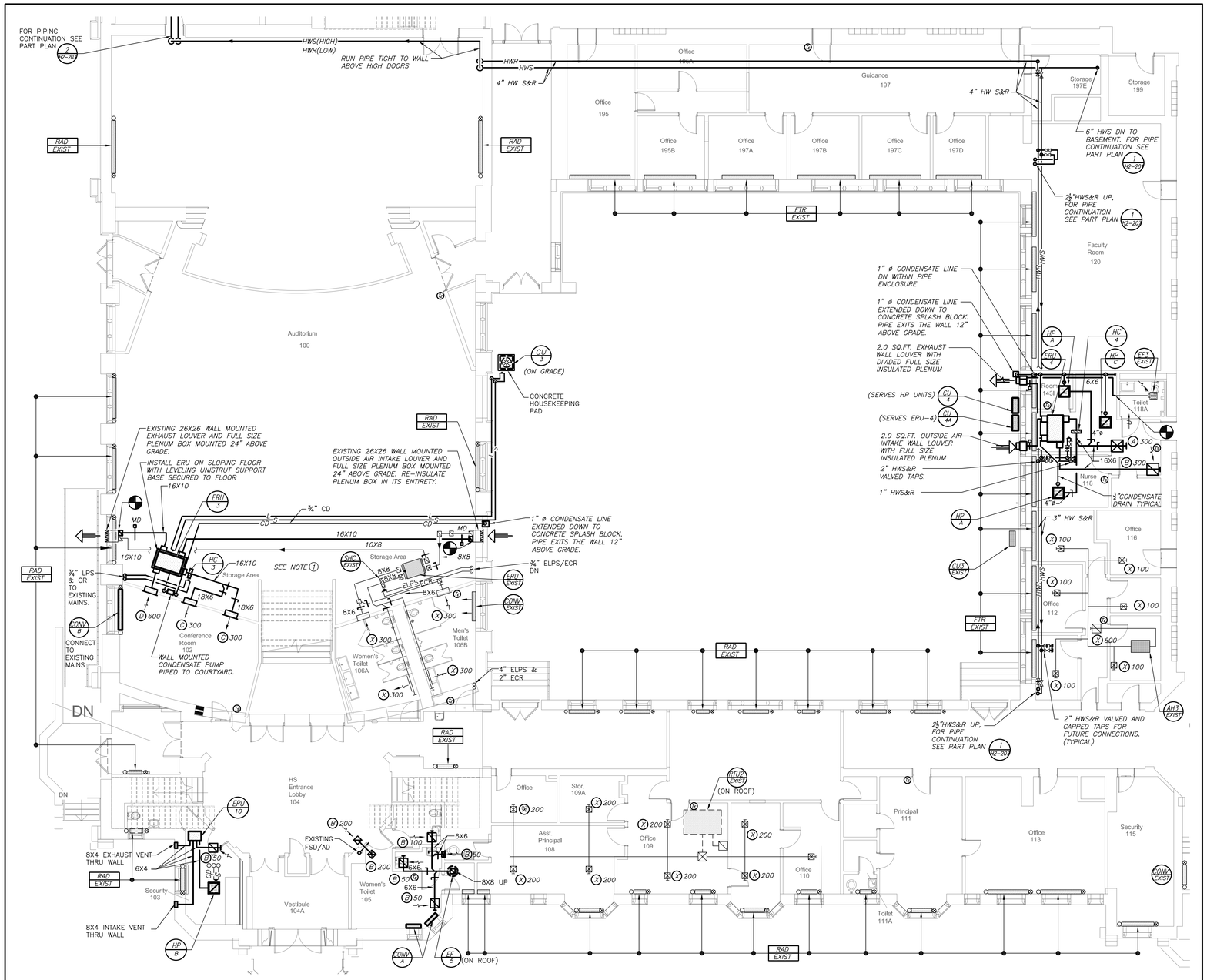

PART FIRST FLOOR PLAN (NEW WORK) PROJECT 1 — 1 H2-203 — 1/8 inch=1 foot

NOTES: (SEE DRAWING H2-101 FOR ADDITIONAL NOTES)

1. WORK IN THIS AREA IS BELOW AUDITORIUM SEATING WITHIN STORAGE AREA.

BEFORE FABRICATION THIS CONTRACTOR SHALL VERIFY ALL MEASUREMENTS AND CONDITIONS ON JOB AND COORDINATE HIS WORK WITH THE WORK OF ALL OTHER CONTRACTORS

Revision Schedule

No.	Description	Date
1	SED Submission	09/15/2020
2	SED Submission Addendum#1	01/08/2021
3	ISSUED FOR BID	01/19/2021

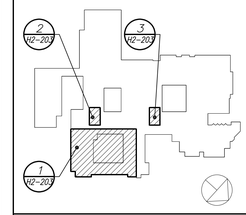

Geddis Architects
Architecture. Planning. Interiors
71 Old Post Road
P.O. Box 1020
Southport, CT 06890
(203) 256-8700

Fielding International
Transforming Education by Design
259 Water Street Suite 1L
Warren , RI 02885 USA
+1 401-289-2789

BARILE GALLAGHER & ASSOCIATES
CONSULTING ENGINEERS
39 MARBLE AVE PLEASANTVILLE, NY 10570
914.328.6060 GENERAL@BGA-ENG.com www.BGA-ENG.com

Construction Manager
SAVIN ENGINEERS, P.C.
3 Campus Drive
Pleasantville, NY 10570
914-769-3200

Structural Engineer
ODEH ENGINEERS
1223 Mineral Spring Ave
North Providence, RI 02904
401-724-1771

Civil Engineer
WESTON & SAMPSON
1 Winners Circle, Suite 130
Albany, NY 12205
518-463-4400

Acoustic Consultant
DP DESIGN
12 Cold Spring Street
Providence, RI
401-861-3218

SED #: 6618-0001-0005-032

PROJECT
Rye City School District
555 Theodore Fremd Ave, Rye, NY 10580

Rye High School & Middle School
1 Parsons Street, Rye, New York 10580

HIGH SCHOOL & MIDDLE SCHOOL
PART FIRST FLOOR PLAN

PROJECT 1 & 3

SEAL & SIGNATURE

DATE:	11/07/19
PROJECT No:	9200
DRAWING BY:	BGA
CHK BY:	BGA
DWG No:	H2-203

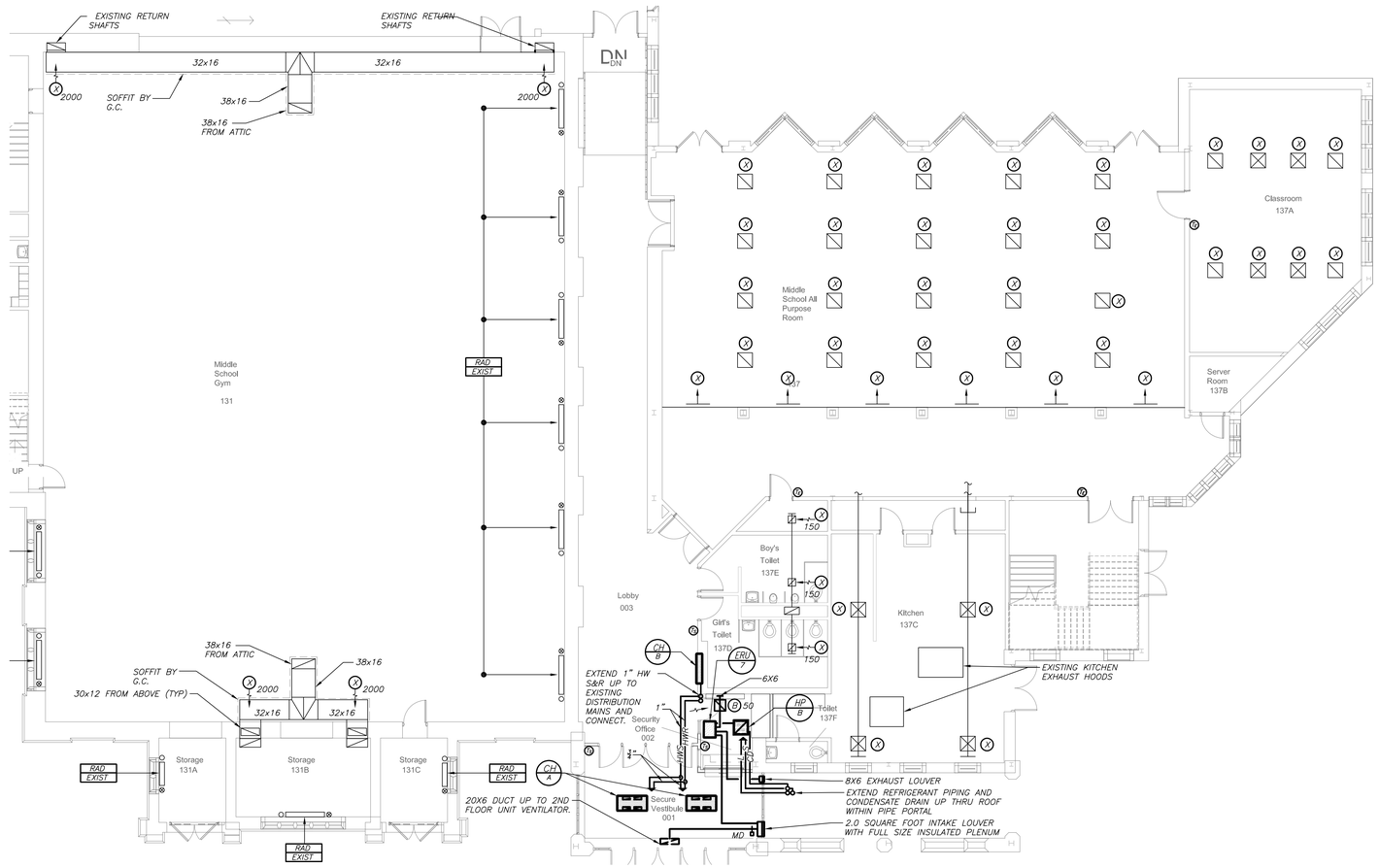

PART FIRST FLOOR PLAN (NEW WORK) PROJECT 1

1 / H2-204

0 8' 16'
1/8 inch=1 foot

NOTES: (SEE DRAWING H2-101 FOR ADDITIONAL NOTES)

BEFORE FABRICATION THIS CONTRACTOR SHALL VERIFY ALL MEASUREMENTS AND CONDITIONS ON JOB AND COORDINATE HIS WORK WITH THE WORK OF ALL OTHER CONTRACTORS

Revision Schedule

No.	Description	Date
1	SED Submission	09/15/2020
2	SED Submission Addendum#1	01/08/2021
3	ISSUED FOR BID	01/19/2021

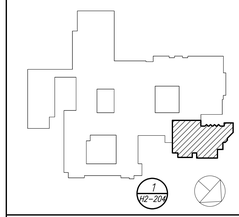

Geddis Architects
Architecture. Planning. Interiors
71 Old Post Road
P.O. Box 1020
Southport, CT 06890
(203) 256-8700

Fielding International
Transforming Education by Design
259 Water Street Suite 1L
Warren , RI 02885 USA
+1 401-289-2789

BARILE GALLAGHER & ASSOCIATES
CONSULTING ENGINEERS
39 MARBLE AVE PLEASANTVILLE, NY 10570
914.328.6060 GENERAL@BGA-ENG.com www.BGA-ENG.com

Construction Manager
SAVIN ENGINEERS, P.C.
3 Campus Drive
Pleasantville, NY 10570
914-769-3200

Structural Engineer
ODEH ENGINEERS
1223 Mineral Spring Ave
North Providence, RI 02904
401-724-1771

Civil Engineer
WESTON & SAMPSON
1 Winners Circle, Suite 130
Albany, NY 12205
518-463-4400

Acoustic Consultant
DP DESIGN
12 Cold Spring Street
Providence, RI
401-861-3218

SED #: 6618-0001-0005-032

PROJECT

Rye City School District

555 Theodore Fremd Ave, Rye, NY 10580

Rye High School & Middle School

1 Parsons Street, Rye, New York 10580

HIGH SCHOOL & MIDDLE SCHOOL
PART FIRST FLOOR PLAN

PROJECT 1

SEAL & SIGNATURE

DATE:	11/07/19
PROJECT No:	9200
DRAWING BY:	BGA
CHK BY:	BGA
DWG No:	H2-204

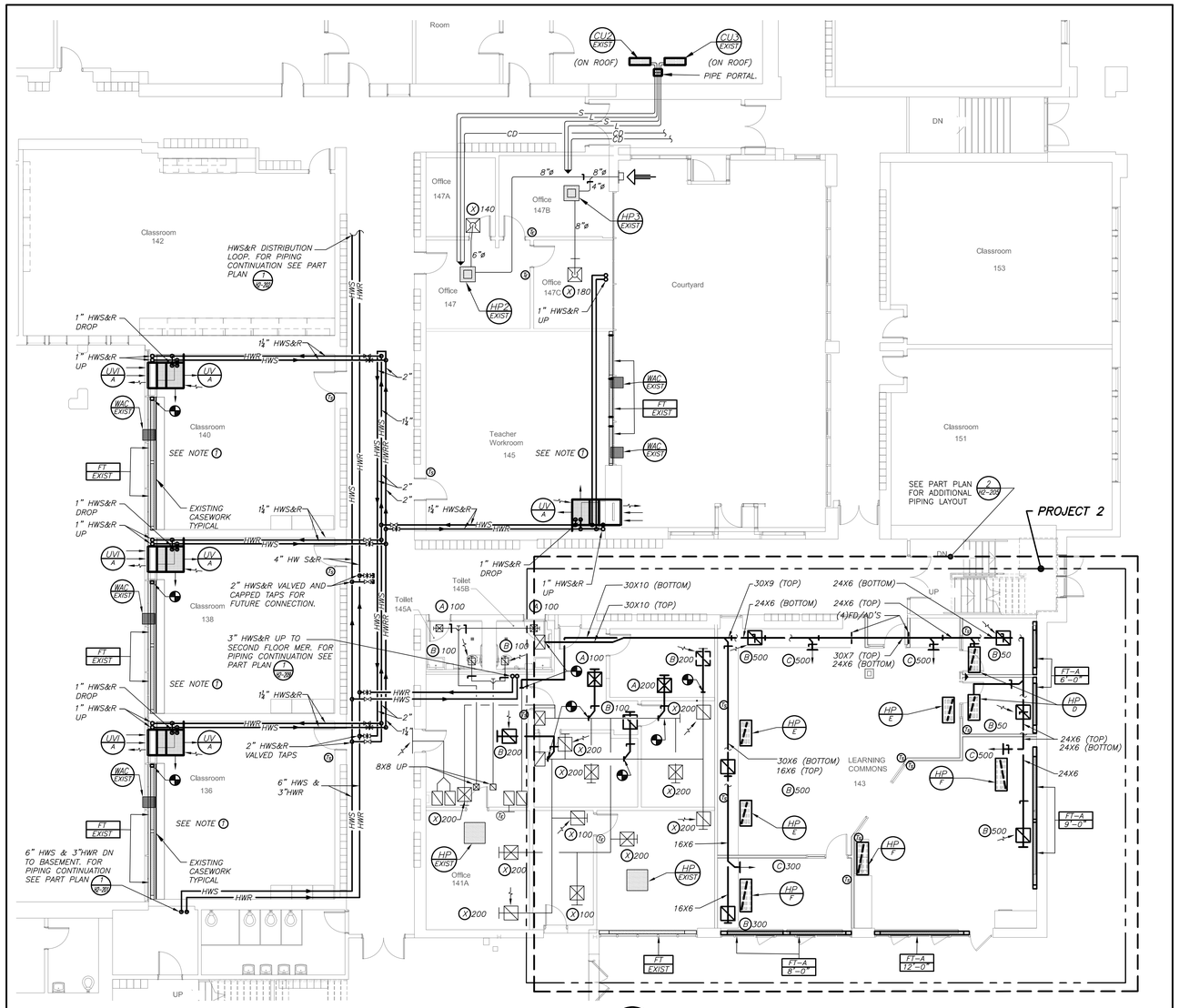

PART FIRST FLOOR PLAN (1 / H2-205)
(NEW WORK) PROJECT 1 & 2

1/8 inch=1 foot

NOTES: (SEE DRAWING H2-101 FOR ADDITIONAL NOTES)

1. GC TO CUT AND MODIFY EXISTING WOOD CASEWORK SECTIONS AND PROVIDE NEW WALL SECTION IN FRONT OF WINDOW TO FACILITATE NEW VERTICAL UNIT VENTILATOR INSTALLATION. HVAC CONTRACTOR SHALL CUT BACK AND MODIFY EXISTING TWO TIER FIN TUBE RADIATION AND REROUTE ASSOCIATED HOT WATER DISTRIBUTION PIPING TO FACILITATE UNIT VENTILATOR INSTALLATION. HVAC CONTRACTOR SHALL REMOVE AND REINSTALL CEILING TILES AND GRID AS NECESSARY TO FACILITATE HOT WATER PIPING INSTALLATION. CONTRACTOR SHALL REPLACE ANY DAMAGED CEILING TILES TO MATCH EXISTING.

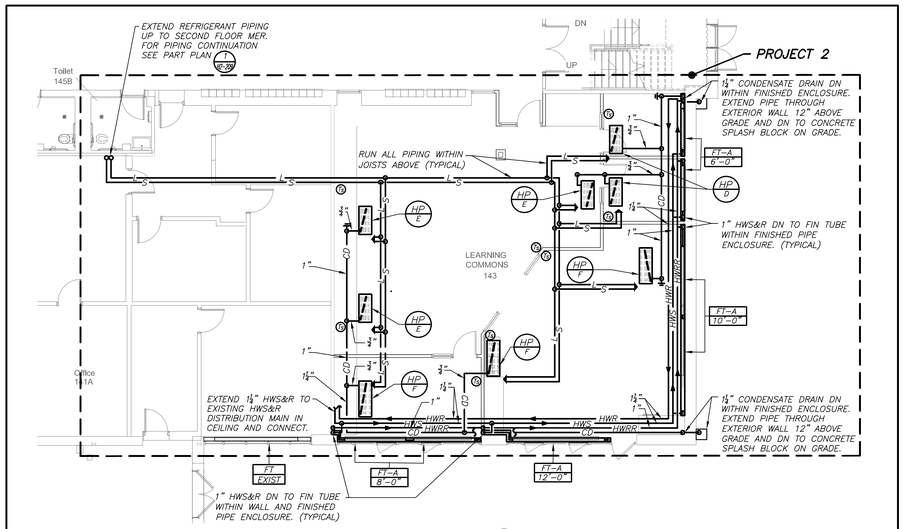

PART FIRST FLOOR PLAN (2 / H2-205)
(NEW WORK) PROJECT 2

1/8 inch=1 foot

BEFORE FABRICATION THIS CONTRACTOR SHALL VERIFY ALL MEASUREMENTS AND CONDITIONS ON JOB AND COORDINATE HIS WORK WITH THE WORK OF ALL OTHER CONTRACTORS.

DBE: TAB: Layout1 – Y:\RYE CITY SD\Rye CSD – 2019 Bond – Phase 2 (1937.00)\Drawings\HVAC\a193700H-205-MHS.dwg – DATE: Jan 15, 2021 – 3:18pm

Revision Schedule

No.	Description	Date
1	SED Submission	09/15/2020
2	SED Submission Addendum#1	01/08/2021
3	ISSUED FOR BID	01/19/2021

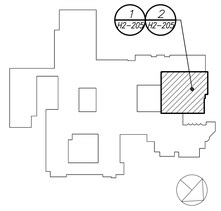

Geddis Architects
Architecture. Planning. Interiors
71 Old Post Road
P.O. Box 1020
Southport, CT 06890
(203) 256-8700

Fielding International
Transforming Education by Design
259 Water Street Suite 1L
Warren , RI 02885 USA
+1 401-289-2789

BARILE GALLAGHER & ASSOCIATES
CONSULTING ENGINEERS
39 MARBLE AVE PLEASANTVILLE, NY 10570
914.328.6060 GENERAL@BGA-ENG.com www.BGA-ENG.com

Construction Manager
SAVIN ENGINEERS, P.C.
3 Campus Drive
Pleasantville, NY 10570
914-769-3200

Structural Engineer
ODEH ENGINEERS
1223 Mineral Spring Ave
North Providence, RI 02904
401-724-1771

Civil Engineer
WESTON & SAMPSON
1 Winners Circle, Suite 130
Albany, NY 12205
518-463-4400

Acoustic Consultant
DP DESIGN
12 Cold Spring Street
Providence, RI
401-861-3218

SED #: 6618-0001-0005-032

PROJECT

Rye City School District
555 Theodore Fremd Ave, Rye, NY 10580

Rye High School & Middle School
1 Parsons Street, Rye, New York 10580

HIGH SCHOOL & MIDDLE SCHOOL
PART FIRST FLOOR PLAN

PROJECT 1 & 2

SEAL & SIGNATURE

DATE:	11/07/19
PROJECT No:	9200
DRAWING BY:	BGA
CHK BY:	BGA
DWG No:	H2-205

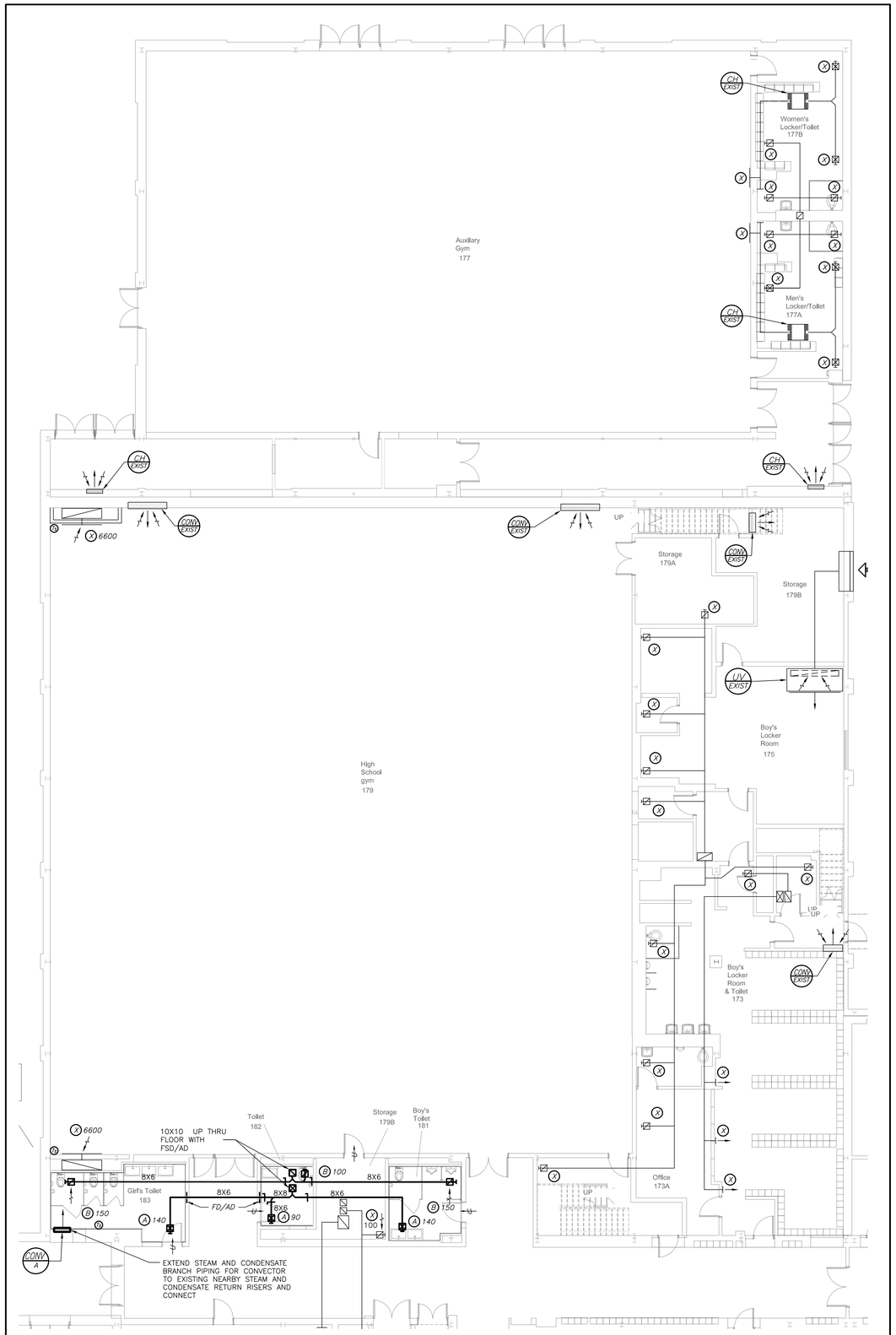

PART FIRST FLOOR PLAN

(NEW WORK) PROJECT 1

1 H2-206

NOTES: (SEE DRAWING H2-101 FOR ADDITIONAL NOTES)

BEFORE FABRICATION THIS CONTRACTOR SHALL VERIFY ALL MEASUREMENTS AND CONDITIONS ON JOB AND COORDINATE HIS WORK WITH THE WORK OF ALL OTHER CONTRACTORS

Revision Schedule

No.	Description	Date
1	SED Submission	09/15/2020
2	SED Submission Addendum#1	01/08/2021
3	ISSUED FOR BID	01/19/2021

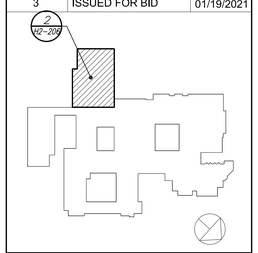

Geddis Architects

Architecture. Planning. Interiors

71 Old Post Road
P.O. Box 1020
Southport, CT 06890
(203) 256-8700

Fielding International

Transforming Education by Design

259 Water Street Suite 1L
Warren , RI 02885 USA
+1 401-289-2789

BARILE GALLAGHER & ASSOCIATES

CONSULTING ENGINEERS
39 MARBLE AVE PLEASANTVILLE, NY 10570
914.328.6060 GENERAL@BGA-ENG.com www.BGA-ENG.com

Construction Manager
SAVIN ENGINEERS, P.C.
3 Campus Drive
Pleasantville, NY 10570
914-769-3200

Structural Engineer
ODEH ENGINEERS
1223 Mineral Spring Ave
North Providence, RI 02904
401-724-1771

Civil Engineer
WESTON & SAMPSON
1 Winners Circle, Suite 130
Albany, NY 12205
518-463-4400

Acoustic Consultant
DP DESIGN
12 Cold Spring Street
Providence, RI
401-861-3218

SED #: 6618-0001-0005-032

PROJECT

Rye City School District

555 Theodore Fremd Ave, Rye, NY 10580

Rye High School & Middle School

1 Parsons Street, Rye, New York 10580

HIGH SCHOOL & MIDDLE SCHOOL
PART FIRST FLOOR PLAN

PROJECT 1

SEAL & SIGNATURE

DATE:	11/07/19
PROJECT No:	9200
DRAWING BY:	BGA
CHK BY:	BGA
DWG No:	H2-206

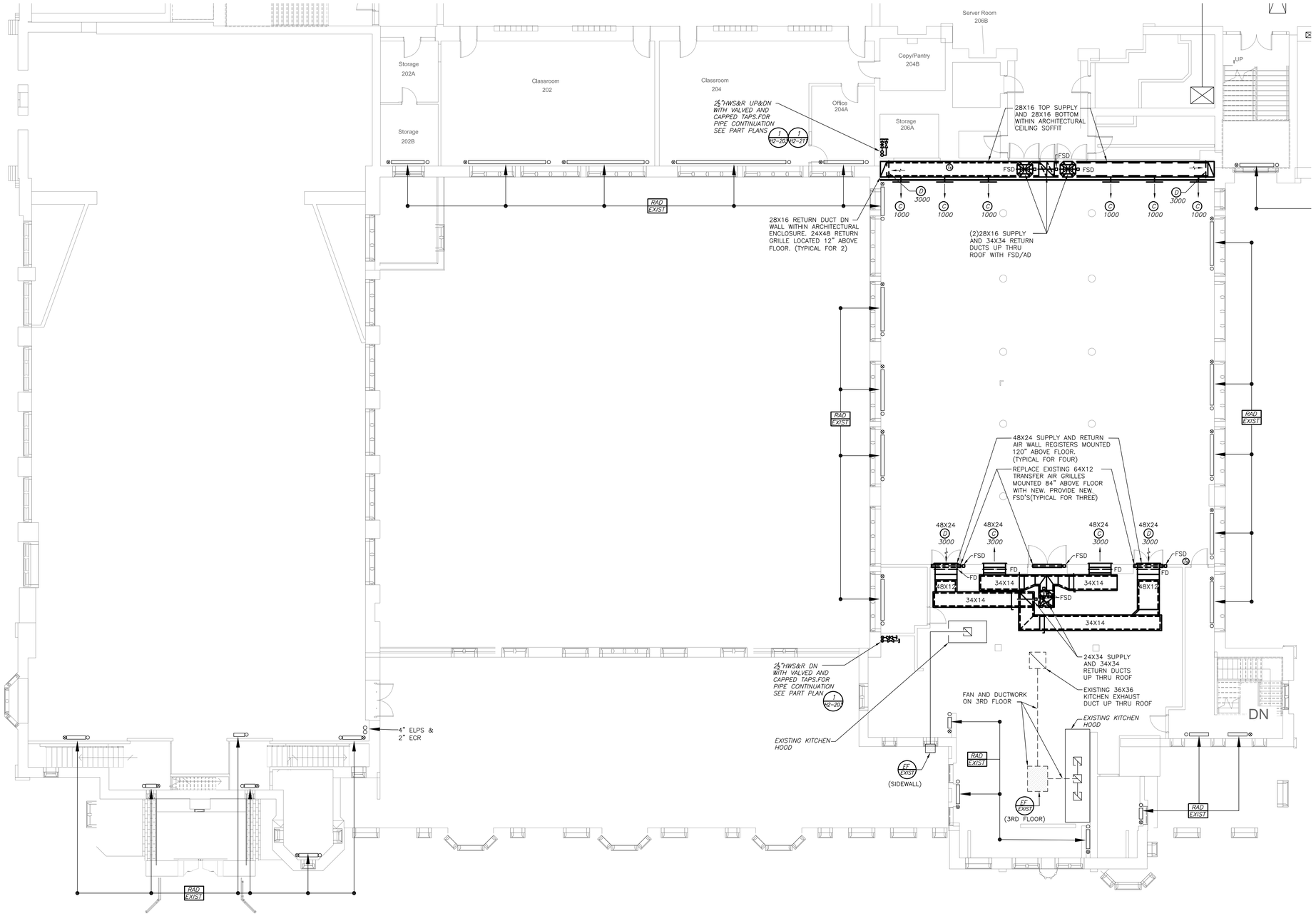

PART SECOND FLOOR PLAN (1 / H2-207)

(NEW WORK) PROJECT 1

0 8' 16'
1/8 inch=1 foot

NOTES: (SEE DRAWING H2-101 FOR ADDITIONAL NOTES)

BEFORE FABRICATION THIS CONTRACTOR SHALL VERIFY ALL MEASUREMENTS AND CONDITIONS ON JOB AND COORDINATE HIS WORK WITH THE WORK OF ALL OTHER CONTRACTORS

Revision Schedule

No.	Description	Date
1	SED Submission	09/15/2020
2	SED Submission Addendum#1	01/08/2021
3	ISSUED FOR BID	01/19/2021

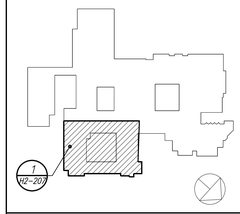

Geddis Architects
Architecture. Planning. Interiors
71 Old Post Road
P.O. Box 1020
Southport, CT 06890
(203) 256-8700

Fielding International
Transforming Education by Design
259 Water Street Suite 1L
Warren , RI 02885 USA
+1 401-289-2789

BARILE GALLAGHER & ASSOCIATES
CONSULTING ENGINEERS
39 MARBLE AVE PLEASANTVILLE, NY 10570
914.328.6060 GENERAL@BGA-ENG.com www.BGA-ENG.com

Construction Manager
SAVIN ENGINEERS, P.C.
3 Campus Drive
Pleasantville, NY 10570
914-769-3200

Structural Engineer
ODEH ENGINEERS
1223 Mineral Spring Ave
North Providence, RI 02904
401-724-1771

Civil Engineer
WESTON & SAMPSON
1 Winners Circle, Suite 130
Albany, NY 12205
518-463-4400

Acoustic Consultant
DP DESIGN
12 Cold Spring Street
Providence, RI
401-861-3218

SED #: 6618-0001-0005-032

PROJECT

Rye City School District

555 Theodore Fremd Ave, Rye, NY 10580

Rye High School & Middle School

1 Parsons Street, Rye, New York 10580

HIGH SCHOOL & MIDDLE SCHOOL
PART SECOND FLOOR PLAN

PROJECT 1

SEAL & SIGNATURE

DATE:	11/07/19
PROJECT No:	9200
DRAWING BY:	BGA
CHK BY:	BGA
DWG No:	H2-207

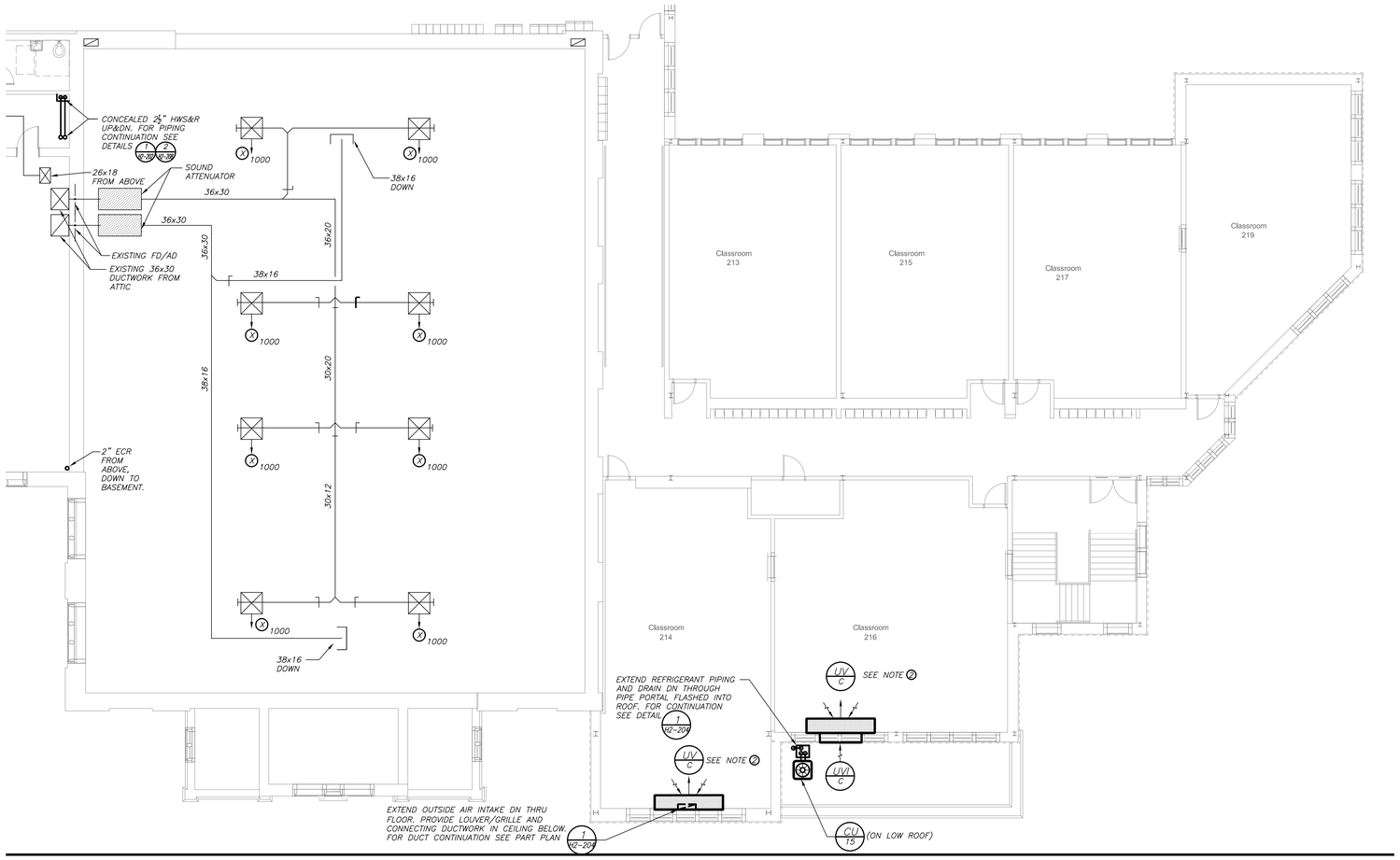

PART SECOND FLOOR PLAN (1 / H2-208)
(NEW WORK) PROJECT 1

1/8 inch=1 foot

NOTES: (SEE DRAWING H2-101 FOR ADDITIONAL NOTES)

1. PROVIDE NEW HEATING COILSECTION, DX COIL SECTION AND VRF CONDENSING UNIT. INSTALL COIL SECTIONS INTO EXISTING DUCTWORK AND CONDENSING UNIT ON ROOF. EXTEND NEW HOT WATER SUPPLY AND RETURN PIPING AND DX COOLING PIPING TO ASSOCIATED COILS AND CONNECT. EXTEND CONDENSATE DRAIN DN TO ROOF WITH CONCRETE SPLASH BLOCK. REFURBISH AND BALANCE EXISTING ERU FANS SERVING THE GYM AND LOCKER ROOMS. THOROUGHLY CLEAN EXISTING UNIT CASING AND EXISTING COILS NOT BEING REPLACED. REPLACE ALL FILTERS. REMOVE AND REPLACE ANY DAMAGED SUPPLY AND RETURN DUCTWORK INSULATION.

2. PROVIDE NEW FLOOR MOUNTED UNIT VENTILATORS AND ASSOCIATED CONNECTING PIPING, DUCTWORK, LOUVERS, SUPPORTS AND WALL SLEEVES. EXTEND DUCTWORK FOR CLASSROOM 214 DN THROUGH FLOOR TO NEW INTAKE WALL LOUVER.

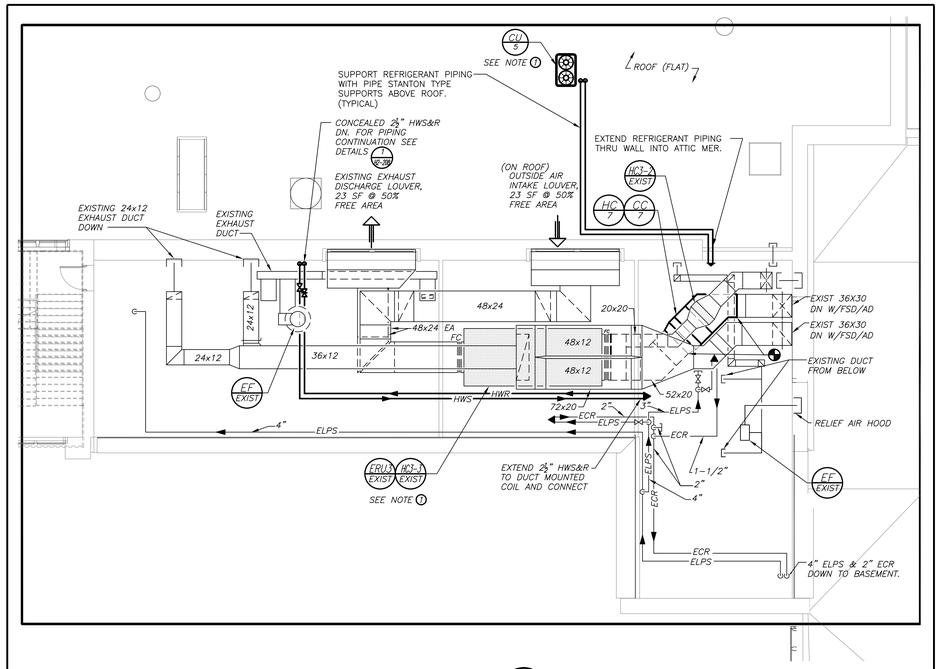

PART ATTIC PLAN (2 / H2-208)
(NEW WORK) PROJECT 1

1/8 inch=1 foot

BEFORE FABRICATION THIS CONTRACTOR SHALL VERIFY ALL MEASUREMENTS AND CONDITIONS ON JOB AND COORDINATE HIS WORK WITH THE WORK OF ALL OTHER CONTRACTORS.

Revision Schedule

No.	Description	Date
1	SED Submission	09/15/2020
2	SED Submission Addendum#1	01/08/2021
3	ISSUED FOR BID	01/19/2021

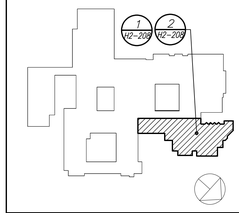

Geddis Architects
Architecture. Planning. Interiors
71 Old Post Road
P.O. Box 1020
Southport, CT 06890
(203) 256-8700

Fielding International
Transforming Education by Design
259 Water Street Suite 1L
Warren , RI 02885 USA
+1 401-289-2789

BARILE GALLAGHER & ASSOCIATES
CONSULTING ENGINEERS
39 MARBLE AVE PLEASANTVILLE, NY 10570
914.328.6060 GENERAL@BGA-ENG.com www.BGA-ENG.com

Construction Manager
SAVIN ENGINEERS, P.C.
3 Campus Drive
Pleasantville, NY 10570
914-769-3200

Structural Engineer
ODEH ENGINEERS
1223 Mineral Spring Ave
North Providence, RI 02904
401-724-1771

Civil Engineer
WESTON & SAMPSON
1 Winners Circle, Suite 130
Albany, NY 12205
518-463-4400

Acoustic Consultant
DP DESIGN
12 Cold Spring Street
Providence, RI
401-861-3218

SED #: 6618-0001-0005-032

PROJECT
Rye City School District
555 Theodore Fremd Ave, Rye, NY 10580

Rye High School & Middle School
1 Parsons Street, Rye, New York 10580

HIGH SCHOOL & MIDDLE SCHOOL
PART SECOND FLOOR AND ATTIC PLAN

PROJECT 1

SEAL & SIGNATURE

DATE:	11/07/19
PROJECT No:	9200
DRAWING BY:	BGA
CHK BY:	BGA
DWG No:	H2-208

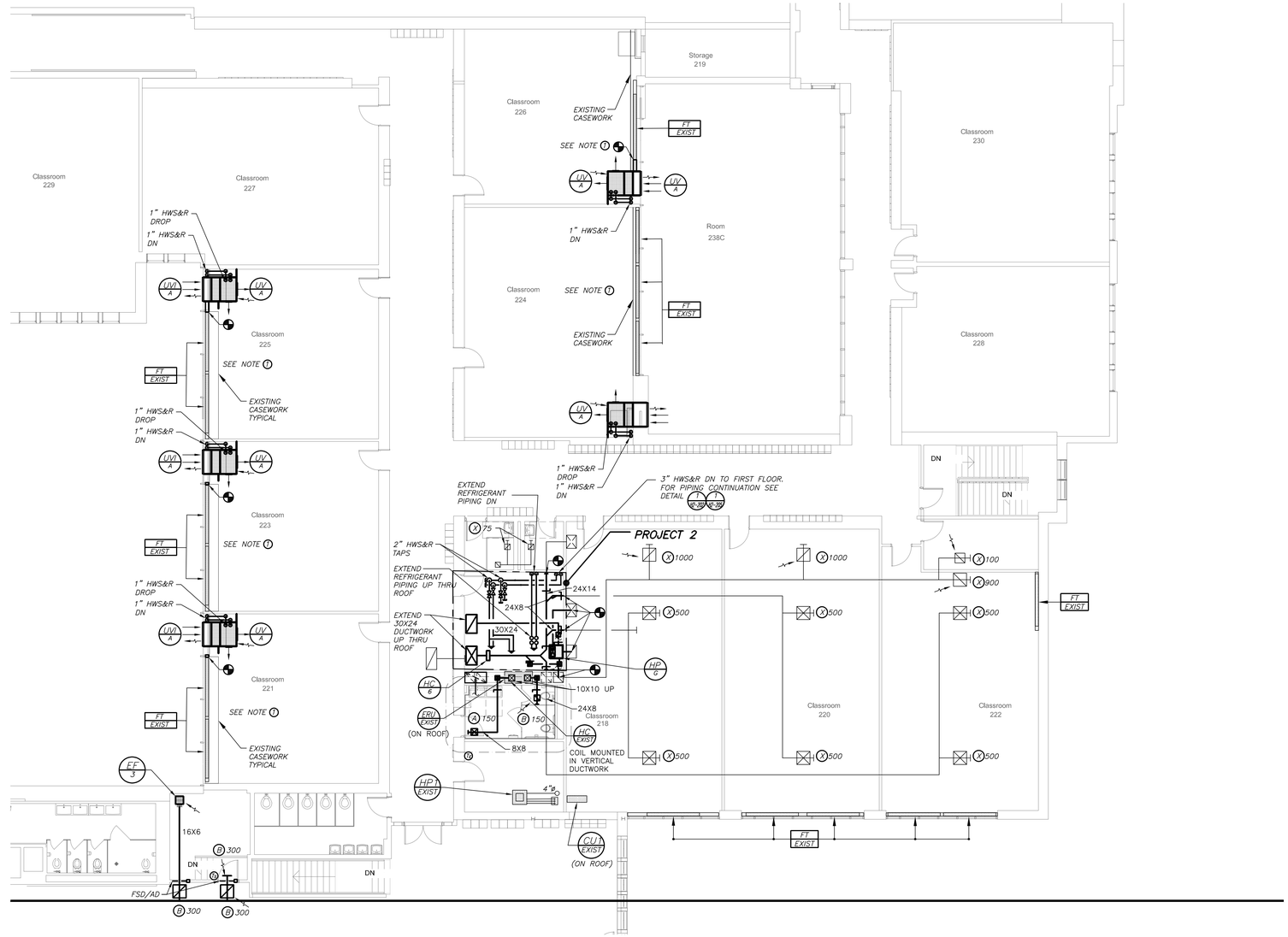

PART SECOND FLOOR PLAN

(NEW WORK) PROJECT 1 & 2

1 / H2-209

0 8" 16"
1/8 inch=1 foot

NOTES: (SEE DRAWING H2-101 FOR ADDITIONAL NOTES)

1. CUT AND MODIFY EXISTING WOOD CASEWORK SECTIONS TO FACILITATE NEW VERTICAL UNIT VENTILATOR INSTALLATION. CASEWORK SHALL BE FLUSH WITH SIDE OF UNIT VENTILATOR. CUT BACK AND MODIFY EXISTING TWO TIER FIN TUBE RADIATION AND REROUTE EXISTING HOT WATER DISTRIBUTION PIPING BELOW FLOOR ACCORDINGLY TO ADJACENT CLASSROOMS FIN TUBE PIPING. PATCH AND SEAL ANY SLAB OR WALL OPENINGS TO MATCH EXISTING CONSTRUCTION.

BEFORE FABRICATION THIS CONTRACTOR SHALL VERIFY ALL MEASUREMENTS AND CONDITIONS ON JOB AND COORDINATE HIS WORK WITH THE WORK OF ALL OTHER CONTRACTORS

Revision Schedule

No.	Description	Date
1	SED Submission	09/15/2020
2	SED Submission Addendum#1	01/08/2021
3	ISSUED FOR BID	01/19/2021

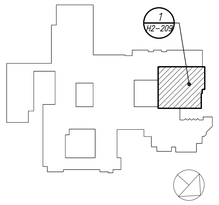

Geddis Architects
Architecture. Planning. Interiors
71 Old Post Road
P.O. Box 1020
Southport, CT 06890
(203) 256-8700

Fielding International
Transforming Education by Design
259 Water Street Suite 1L
Warren , RI 02885 USA
+1 401-289-2789

BARILE GALLAGHER & ASSOCIATES
CONSULTING ENGINEERS
39 MARBLE AVE PLEASANTVILLE, NY 10570
914.328.6060 GENERAL@BGA-ENG.com www.BGA-ENG.com

Construction Manager
SAVIN ENGINEERS, P.C.
3 Campus Drive
Pleasantville, NY 10570
914-769-3200

Structural Engineer
ODEH ENGINEERS
1223 Mineral Spring Ave
North Providence, RI 02904
401-724-1771

Civil Engineer
WESTON & SAMPSON
1 Winners Circle, Suite 130
Albany, NY 12205
518-463-4400

Acoustic Consultant
DP DESIGN
12 Cold Spring Street
Providence, RI
401-861-3218

SED #: 6618-0001-0005-032

PROJECT

Rye City School District

555 Theodore Fremd Ave, Rye, NY 10580

Rye High School & Middle School

1 Parsons Street, Rye, New York 10580

HIGH SCHOOL & MIDDLE SCHOOL
PART SECOND FLOOR PLAN

PROJECT 1 & 2

SEAL & SIGNATURE

DATE:	11/07/19
PROJECT No:	9200
DRAWING BY:	BGA
CHK BY:	BGA
DWG No:	H2-209

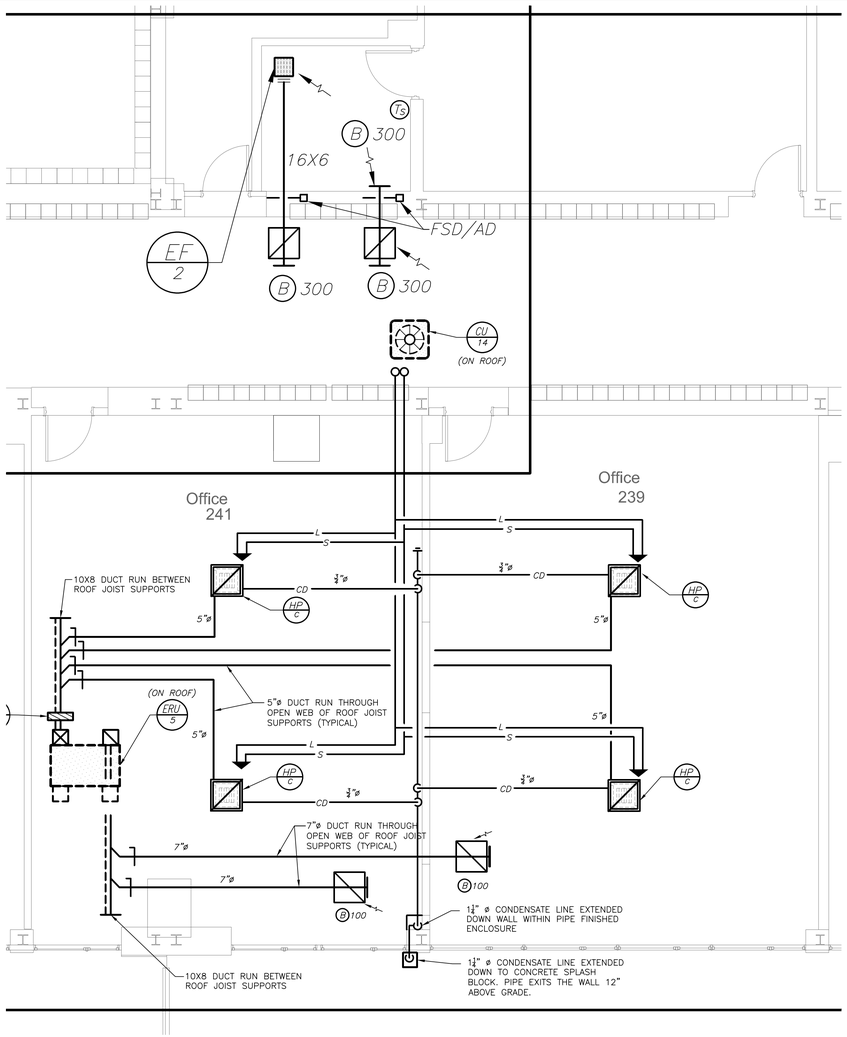

PART SECOND FLOOR PLAN (2 / H2-210)
(NEW WORK) PROJECT 1

0 4' 8'
1/4 inch=1 foot

NOTES: (SEE DRAWING H2-101 FOR ADDITIONAL NOTES)

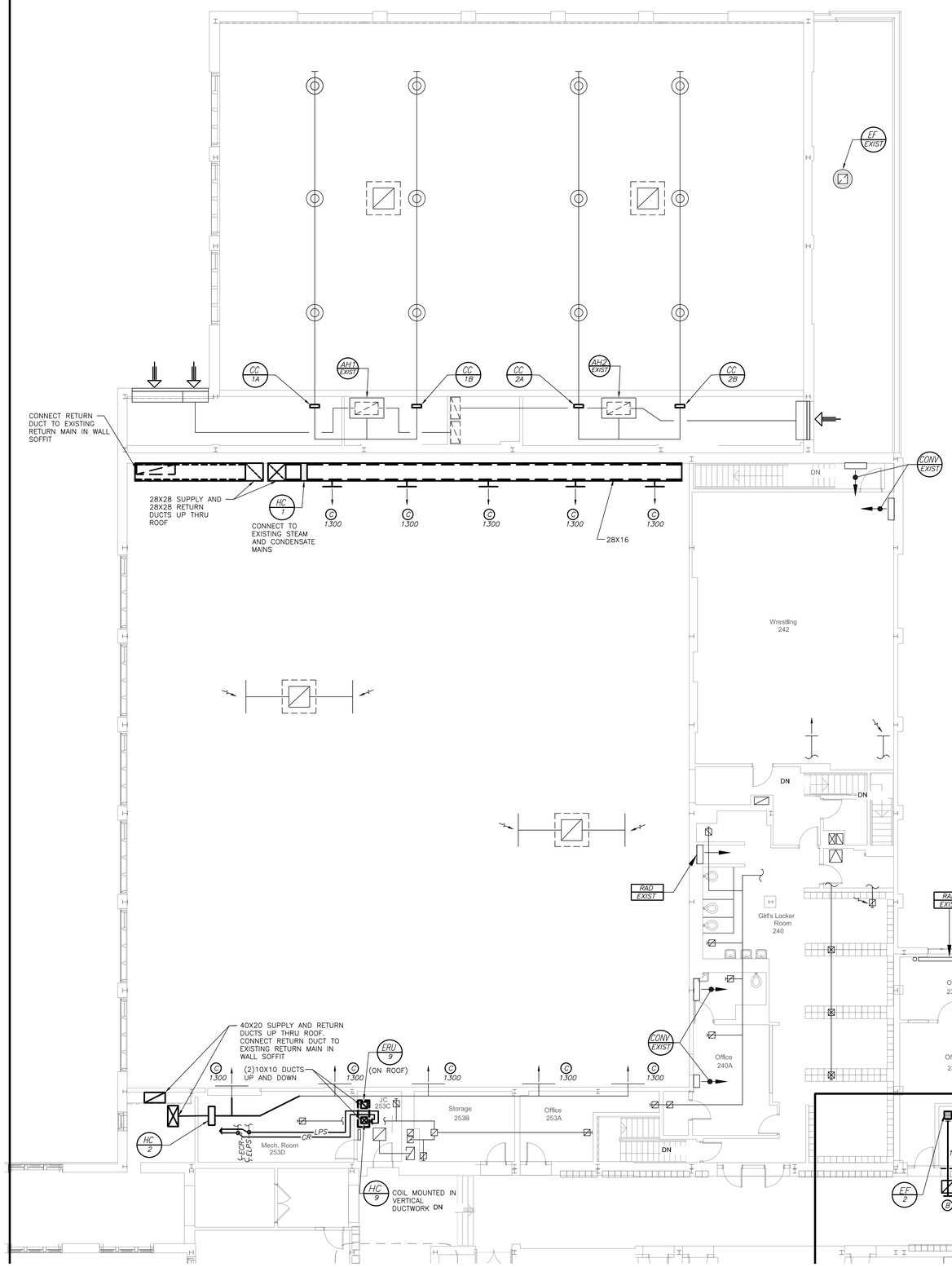

PART SECOND FLOOR PLAN (1 / H2-210)
(NEW WORK) PROJECT 1

0 8' 16'
1/8 inch=1 foot

BEFORE FABRICATION THIS CONTRACTOR SHALL VERIFY ALL MEASUREMENTS AND CONDITIONS ON JOB AND COORDINATE HIS WORK WITH THE WORK OF ALL OTHER CONTRACTORS

Revision Schedule

No.	Description	Date
1	SED Submission	09/15/2020
2	SED Submission Addendum#1	01/08/2021
3	ISSUED FOR BID	01/19/2021

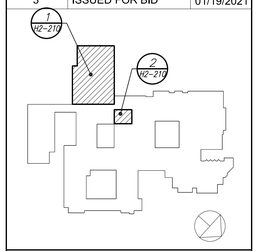

Geddis Architects
Architecture. Planning. Interiors
71 Old Post Road
P.O. Box 1020
Southport, CT 06890
(203) 256-8700

Fielding International
Transforming Education by Design
259 Water Street Suite 1L
Warren , RI 02885 USA
+1 401-289-2789

BARILE GALLAGHER & ASSOCIATES
CONSULTING ENGINEERS
39 MARBLE AVE PLEASANTVILLE, NY 10570
914.328.6060 GENERAL@BGA-ENG.com www.BGA-ENG.com

Construction Manager
SAVIN ENGINEERS, P.C.
3 Campus Drive
Pleasantville, NY 10570
914-769-3200

Structural Engineer
ODEH ENGINEERS
1223 Mineral Spring Ave
North Providence, RI 02904
401-724-1771

Civil Engineer
WESTON & SAMPSON
1 Winners Circle, Suite 130
Albany, NY 12205
518-463-4400

Acoustic Consultant
DP DESIGN
12 Cold Spring Street
Providence, RI
401-861-3218

SED #: 6618-0001-0005-032

PROJECT
Rye City School District
555 Theodore Fremd Ave, Rye, NY 10580

Rye High School & Middle School
1 Parsons Street, Rye, New York 10580

HIGH SCHOOL & MIDDLE SCHOOL
PART SECOND FLOOR PLAN

PROJECT 1

SEAL & SIGNATURE

DATE:	11/07/19
PROJECT No:	9200
DRAWING BY:	BGA
CHK BY:	BGA
DWG No:	H2-210

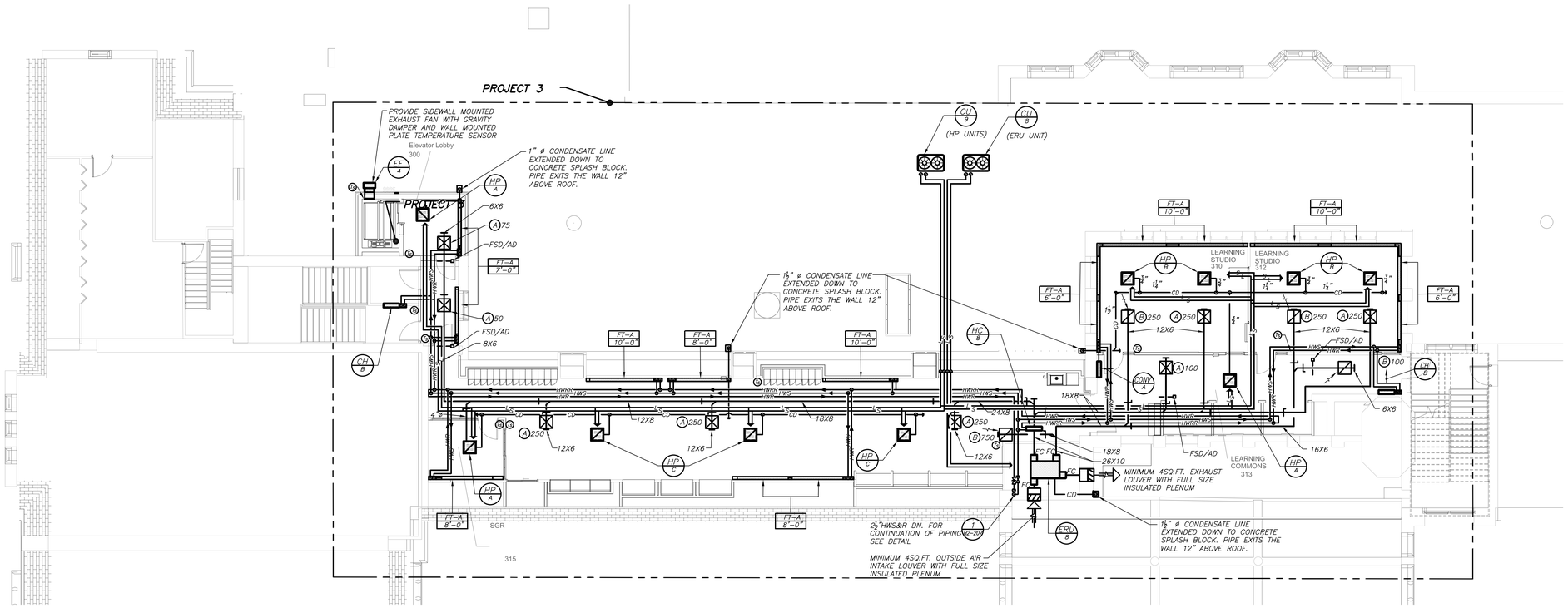

THIRD FLOOR PLAN (1 / H2-211)
(NEW WORK) PROJECT 3

1/8 inch=1 foot

NOTES: (SEE DRAWING H2-101 FOR ADDITIONAL NOTES)

BEFORE FABRICATION THIS CONTRACTOR SHALL VERIFY ALL MEASUREMENTS AND CONDITIONS ON JOB AND COORDINATE HIS WORK WITH THE WORK OF ALL OTHER CONTRACTORS

Revision Schedule

No.	Description	Date
1	SED Submission	09/15/2020
2	SED Submission Addendum#1	01/08/2021
3	ISSUED FOR BID	01/19/2021

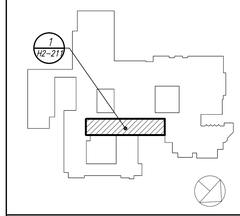

Geddis Architects
Architecture. Planning. Interiors
71 Old Post Road
P.O. Box 1020
Southport, CT 06890
(203) 256-8700

Fielding International
Transforming Education by Design
259 Water Street Suite 1L
Warren , RI 02885 USA
+1 401-289-2789

BARILE GALLAGHER & ASSOCIATES
CONSULTING ENGINEERS
39 MARBLE AVE PLEASANTVILLE, NY 10570
914.328.6060 GENERAL@BGA-ENG.com www.BGA-ENG.com

Construction Manager
SAVIN ENGINEERS, P.C.
3 Campus Drive
Pleasantville, NY 10570
914-769-3200

Structural Engineer
ODEH ENGINEERS
1223 Mineral Spring Ave
North Providence, RI 02904
401-724-1771

Civil Engineer
WESTON & SAMPSON
1 Winners Circle, Suite 130
Albany, NY 12205
518-463-4400

Acoustic Consultant
DP DESIGN
12 Cold Spring Street
Providence, RI
401-861-3218

SED #: 6618-0001-0005-032

PROJECT
Rye City School District
555 Theodore Fremd Ave, Rye, NY 10580

Rye High School & Middle School
1 Parsons Street, Rye, New York 10580

HIGH SCHOOL & MIDDLE SCHOOL
THIRD FLOOR PLAN

PROJECT 3

SEAL & SIGNATURE

DATE: 11/07/19
PROJECT No: 9200
DRAWING BY: BGA
CHK BY: BGA
DWG No: H2-211

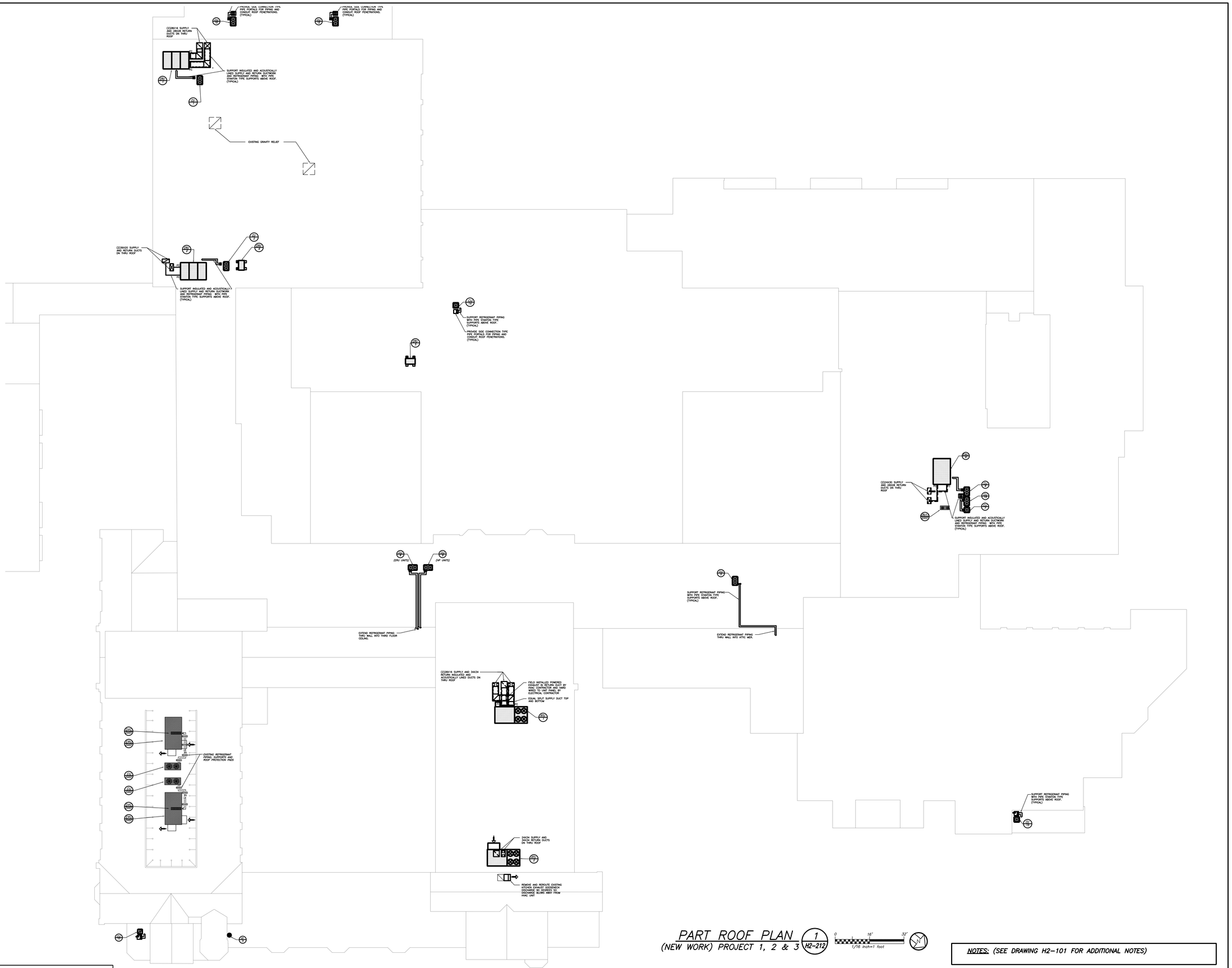

PART ROOF PLAN (NEW WORK) PROJECT 1, 2 & 3

1 / H2-212

0 16' 32'
1/16 inch=1 foot

NOTES: (SEE DRAWING H2-101 FOR ADDITIONAL NOTES)

BEFORE FABRICATION THIS CONTRACTOR SHALL VERIFY ALL MEASUREMENTS AND CONDITIONS ON JOB AND COORDINATE HIS WORK WITH THE WORK OF ALL OTHER CONTRACTORS

Revision Schedule

No.	Description	Date
1	SED Submission	09/15/2020
2	SED Submission Addendum#1	01/08/2021
3	ISSUED FOR BID	01/19/2021

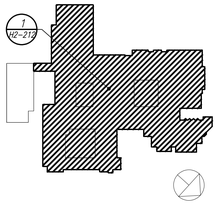

Geddis Architects
Architecture. Planning. Interiors
71 Old Post Road
P.O. Box 1020
Southport, CT 06890
(203) 256-8700

Fielding International
Transforming Education by Design
259 Water Street Suite 1L
Warren , RI 02885 USA
+1 401-289-2789

BARILE GALLAGHER & ASSOCIATES
CONSULTING ENGINEERS
39 MARBLE AVE PLEASANTVILLE, NY 10570
914.328.6060 GENERAL@BGA-ENG.com www.BGA-ENG.com

Construction Manager
SAVIN ENGINEERS, P.C.
3 Campus Drive
Pleasantville, NY 10570
914-769-3200

Structural Engineer
ODEH ENGINEERS
1223 Mineral Spring Ave
North Providence, RI 02904
401-724-1771

Civil Engineer
WESTON & SAMPSON
1 Winners Circle, Suite 130
Albany, NY 12205
518-463-4400

Acoustic Consultant
DP DESIGN
12 Cold Spring Street
Providence, RI
401-861-3218

SED #: 6618-0001-0005-032

PROJECT
Rye City School District
555 Theodore Fremd Ave, Rye, NY 10580

Rye High School & Middle School
1 Parsons Street, Rye, New York 10580

HIGH SCHOOL & MIDDLE SCHOOL
PART ROOF PLAN
PROJECT 1, 2 &3

SEAL & SIGNATURE

DATE:	11/07/19
PROJECT No:	9200
DRAWING BY:	BGA
CHK BY:	BGA
DWG No:	H2-212

SCHEDULE OF ENERGY RECOVERY UNITS

GENERAL DATA					SUPPLY FAN DATA				RETURN–EXHAUST FAN				HEAT TRANSFER						COOLING COIL DATA (2)(4)					HEATING COIL DATA (3)(4)						PRE & AFTER–FILTER DATA			ELECTRICAL DATA			ERU DIMENSION & WTS.				GENERAL REMARKS
MARK	SERVICE	LOCATION	OUTSIDE AIR CFM MIN/MAX	MODEL No.	CFM	EXT. S.P. IN WG	TYPE	MOTOR HP	CFM MIN/MAX	EXT. S.P. IN WG	TYPE	MOTOR HP	SIZE	SUMMER LAT 68°F	SUMMER LAT 48°F	WINTER LAT 68°F	WINTER LAT 48°F	MOTOR H.P.	CONDENSING UNIT	TOTAL/SEN MBH	No. OF ROWS	FACE VEL F.P.M.	ENT. AIR TEMP D.B./W.B.	MARK	TOT. CAP. MBH	MIN. COIL FACE AREA	ENT. AIR TEMP. °F	LVG. AIR TEMP. °F	G.P.M.	NO.	SIZE	TYPE	MCA	MOCP	ELECTRIC SERVICE	L	W	H	WTS–#	
ERU 1	HS GYM	ROOF	3300/6600	(1) ERP–E–07	6600	2.0	PLENUM	10	3300/6600	2.0	PLENUM	7.5	03	80.1	67.2	53.4	43.0	0.25	SEE CU 1	–	–	–	–	SEE HC 1	360	–	40	90	40	–	–	2" MERV 10 4" MERV 13	32	35	460/3/60	216	93	86	5500	REFER TO (5)(8)
ERU 2	HS GYM	ROOF	3300/6600	(1) ERP–E–07	6600	2.0	PLENUM	10	3300/6600	2.0	PLENUM	7.5	03	80.1	67.2	53.4	43.0	0.25	SEE CU 2	–	–	–	–	SEE HC 2	360	–	40	90	40	–	–	2" MERV 10 4" MERV 13	32	35	460/3/60	216	93	86	5500	REFER TO (5)(8)
ERU 3	HS CONF. RM. TOILET RM.	CEILING	600	(1) U–ERV600	600	2.0	CENTRIFUGAL	–	600	2.0	CENTRIFUGAL	–	–	79.5	66.9	53.4	42.5	–	SEE CU 3	–	–	–	–	SEE HC 3	–	–	–	–	–	2	5"X40"X2"	2" MERV 13	10.6	15	208/1/60	56	34	12	129	REFER TO (5)(7)(8)
ERU 4	HS NURSE/OFFICE	CEILING	400	(1) U–ERV600	400	2.0	CENTRIFUGAL	–	325	2.0	CENTRIFUGAL	–	–	78.9	66.1	57.4	45.3	–	SEE CU 4A	–	–	–	–	SEE HC 4	–	–	–	–	–	2	5"X40"X2"		10.6	15	208/1/60	56	34	12	129	REFER TO (5)(7)(8)
ERU 5	HS OFFICES	ROOF	200	(1) U–ERV600	200	2.0	CENTRIFUGAL	–	200	2.0	CENTRIFUGAL	–	–	77.6	65.1	61.8	48.1	–		–	–	–	–	SEE HC 5	–	–	–	–	–	2	5"X40"X2"		10.6	15	208/1/60	56	34	12	129	REFER TO (5)(7)
ERU 6	MS CLASSROOMS	ROOF	3300/6000	(1) ERP–E–07	6600	2.0	PLENUM	10	3300/6600	2.0	PLENUM	7.5	03	80.3	67.4	53.3	42.7	0.25	SEE CU 6	–	–	–	–	SEE HC 6	360	–	40	90	40	–	–	2" MERV 10 4" MERV 13	32	35	460/3/60	216	93	86	5500	REFER TO (5)(8)
ERU 7	MS SECURITY	CEILING	50	(1) H150–TRC	50	0.75	CENTRIFUGAL	–	50	0.75	CENTRIFUGAL	–	–	77.6	65.1	61.8	48.1	–		–	–	–	–	SEE HC 7	–	–	–	–	–	2	–	2" MERV 13	1.5	15	120/1/60	24	22	12	50	REFER TO (5)(8)
ERU 8	HS CLASSROOMS	CEILING	1500	(1) U–ERV1800	1500	2.0	CENTRIFUGAL	–	1500	2.0	CENTRIFUGAL	–	–	79.6	66.5	55.3	43.9	–	SEE CU 8	–	–	–	–	SEE HC 8	–	–	–	–	–	6	5"X40"X2"		19.2	25	208/3/60	56	34	36	387	REFER TO (5)(8)(9)
ERU 9	HS TOILET RMS	ROOF	400	(1) U–ERV600	400	2.0	CENTRIFUGAL	–	400	2.0	CENTRIFUGAL	–	–	78.9	66.1	57.4	45.3	–		–	–	–	–		–	–	–	–	–	2	5"X40"X2"		10.6	15	208/1/60	56	34	12	129	REFER TO (5)(7)
ERU 10	HS SECURITY	CEILING	50	(1) PE7.15ERV	50	0.75	CENTRIFUGAL	–	50	0.75	CENTRIFUGAL	–	–	77.6	65.1	61.8	48.1	–		–	–	–	–		–	–	–	–	–	2	5"X40"X2"	2" MERV 13	1.5	15	120/1/60	24	22	12	50	REFER TO (5)(8)
ERU (EXH)	MS GYM	MER	11,000	ERV–E–09	11000	2.0	PLENUM	–	11000	2.0	PLENUM	–	–	–	–	–	–	–	SEE CU 5	–	–	–	–		–	–	–	–	–	–	–		–	–	208/3/60	–	–	–	–	REFER TO (–)(–)

NOTES
1. AS MANUFACTURED BY "ANNEXAIR."
2. AS MANUFACTURED BY "ENERGY WALL."
3. AS MANUFACTURED BY "GREENTEK."
4. BASED ON A.R.I. CERTIFIED COIL SELECTIONS.
5. BASED ON HOT WATER SUPPLY TEMPERATURE OF 160°F AND RETURN TEMPERATURE OF 140°F.
6. DESIGN AIR CONDITIONS: SUMMER OA (95°F/75°F) RA (75°F/63°F); WINTER OA (6°F) RA (70°F/53°F)
7. INSTALL IN ACCORDANCE WITH MANUFACTURER'S DIRECTIONS.
8. PROVIDE UNIT WITH ENAMELED FINISH, INTEGRAL DX COIL SECTION, EXHAUST/DEFROST CONTROLS WITH INSULATED MOTORIZED OAI/EXHAUST DAMPERS, INTAKE LOUVER/EXHAUST HOOD, DAMPER POWER TERMINALS, LOW TEMPERATURE LIMIT CONTROLS, 100% ECONOMIZER CONTROLS, DIRTY FILTER CONTACT, DAMPER END SWITCHES, DISCONNECT SWITCHES, VFD'S, MERV 8 INITIAL AND MERV 13 FINAL FILTERS, DUCT MOUNTED HOT WATER COILS. LOCATE UNITS ON VIBRATION TYPE ROOF CURB SUPPORTS WITH ALL MOUNTING HARDWARE.
7. PROVIDE UNIT WITH ENAMELED FINISH, INTEGRAL DX COIL, RE–CIRCULATION DEFROST CONTROLS, DUCT MOUNTED MOTORIZED OAI/EXHAUST DAMPERS, LOW TEMPERATURE LIMIT CONTROLS, DIRTY FILTER CONTACT, FIELD MOUNTED DISCONNECT SWITCH, VARIABLE SPEED CONTROL, MERV 13 FILTERS AND DUCT MOUNTED HOT WATER COILS. SUSPEND UNIT FROM STRUCTURE ABOVE. PROVIDE ALL NECESSARY MOUNTING HARDWARE, SUPPORTS AND SPRING VIBRATION ISOLATORS.
8. PROVIDE UNIT WITH ENAMELED FINISH, DEFROST CONTROLS, DUCT MOUNTED MOTORIZED OAI/EXHAUST DAMPERS, MERV 10 FILTER BOX, DIRTY FILTER CONTACT, FIELD MOUNTED DISCONNECT SWITCH, VARIABLE SPEED CONTROL AND PSC MOTORS. SUSPEND UNIT FROM STRUCTURE ABOVE. PROVIDE ALL NECESSARY MOUNTING HARDWARE, SUPPORTS AND SPRING VIBRATION ISOLATORS.
9. PROVIDE FLOOR, WALL OR CEILING MOUNTED CONDENSATE PUMP, LITTLE GIANT MODEL VCL–24ULS, 1/18HP, 120V/1PH/60HZ, 148 WATTS, WITH AUTOMATIC HEAT PUMP SHUT DOWN ON OVERFLOW OR PUMP FAILURE.

SCHEDULE OF PACKAGED ROOFTOP RTU UNIT

GENERAL DATA				FAN DATA				GAS HEATING DATA (3)				COOLING DATA (3)(4)				CONDENSER DATA			COMPRESSOR DATA			FILTER DATA			PHYSICAL DATA		ELECTRICAL DATA				REMARKS
MARK	SERVICE	MODEL NUMBER (1)	OAI CFM MAX./MIN.	CFM	EXT. S.P. IN H_2O	FAN RPM	MOTOR HP	INPUT MBH	OUTPUT MBH	ENT. AIR TEMP. DB °F	LVG. AIR TEMP. DB °F	TOTAL CAP. MBH	SENSIBLE CAP. MBH	ENT. AIR TEMP. DB/WB °F	LVG. AIR TEMP. DB/WB °F	REFRIG.	ENT. AIR TEMP. DB °F	HP	QTY.	R.L.A. (EACH)	L.R.A. (EACH)	QTY.	SIZE (IN.)	TYPE	WEIGHT (LBS.)	LxWxH (IN.)	FLA	MCA	MOP	SERVICE	
RTU 1	CAFETERIA	ZWT15S30L2TCE44PA3	6000 / 2200	6000	1.6	1149	(1)5.0	300	240	60	97	188	136	80/67	58/57	R410A	95	(4)1/3	–	–	–	2 4	20X24X4 24X24X4	MERV 8 MERV 13	2,999	181X92X53	–	87	100	230/3/60	REFER TO (2)(3)(6)
RTU 2	CAFETERIA	ZWT15S30L2TCE44PA3	6000 / 2200	6000	1.6	1149	(1)5.0	300	240	60	97	188	136	80/67	58/57	R410A	95	(4)1/3	–	–	–	2 4	20X24X4 24X24X4	MERV 8 MERV 13	2,999	181X92X53	–	87	100	230/3/60	REFER TO (2)(3)(6)

NOTES
1. AS MANUFACTURED BY "TEMPMASTER".
2. INSTALL IN ACCORDANCE WITH MANUFACTURER'S DIRECTIONS.
3. DESIGN AIR CONDITIONS: SUMMER: OA (94°F/75°F) RA (77°F/65°F); WINTER: OA (5°F/3°F) RA (70°F/55°F).
4. BASED ON A.R.I. CERTIFIED COIL SELECTIONS; REFRIGERANT R–410A, EER 12.2.
5. PROVIDE ROOFTOP UNIT WITH FOUR STAGE COOLING, ENAMELED FINISH (COLOR TO BE DETERMINED BY ARCHITECT), MOTORIZED CONTROL DAMPERS, DAMPER END SWITCHES, 100% ENTHALPY ECONOMIZER CONTROLS, FROST PROTECTION, HOT GAS BY–PASS, DIRTY FILTER CONTACTS, BLOWER SHEAVE AND BELT FOR HIGH STATIC USE, DISCONNECT SWITCH, VFD'S, POWERED CONVENIENCE OUTLET, PHASE MONITOR, LOW AMBIENT CONTROLS, 4" THICK MERV 13 PLEATED FILTERS, STAINLESS STEEL GAS FIRED HEATING SECTION, STAINLESS STEEL DRAIN PAN, HINGED ACCESS PANELS, GAS PIPING KIT WITH VALVES AND FITTINGS FOR BOTTOM CONNECTION AND BACNET COMPARABLE AUTOMATED CONTROLS. PROVIDE FIELD INSTALLED FULL ECONOMIZER/POWER EXHAUST, INTAKE AND EXHAUST HOODS AND DUAL ENTHALPY HUMIDITY SENSORS.
6. POWERED EXHAUST TO BE FIELD SUPPLIED BY MECHANICAL CONTRACTOR AND WIRED BY ELECTRICAL CONTRACTOR.

SCHEDULE OF EXHAUST FANS

MARK	BUILDING	SERVICE	LOCATION	TYPE	MODEL No. (1)	CFM	TOT. S.P. IN H_2O	HP / AMPS	ELECTRIC SERVICE	REMARKS
EF 1, EF 2, EF 3	HIGH SCHOOL MIDDLE SCHOOL	ELECTRIC ROOM –	CEILING	CENTRIFUGAL	SP–A510	300	0.25	– / 1.40	120/1/60	REFER TO (2)(3)
EF 4	HIGH SCHOOL	ELEVATOR SHAFT	WALL	CENTRIFUGAL	CUE–080–VG	300	0.25	1/10 / –	120/1/60	REFER TO (2)(3)
EF 5	HIGH SCHOOL	TOILET RM –	ROOF	CENTRIFUGAL	G–095–DGEX–QD	250	0.25	1/8 / –	120/1/60	REFER TO (2)(3)

NOTES
1. AS MANUFACTURED BY "GREENHECK".
2. INSTALL PER MANUFACTURER'S RECOMMENDATIONS.
3. PROVIDE FACTORY MOUNTED SPEED CONTROLLER AND DISCONNECT, ALUMINUM GRILLE, BACKDRAFT DAMPER, VIBRATION ISOLATORS AND MOUNTING HARDWARE.
4. PROVIDE FAN WITH VARIABLE SPEED DRIVE ON MOTOR, UL705 RATED, NEMA 3R DISCONNECT SWITCH, GALVANIZED SIDE WALL MOUNTING SUPPORTS, ALUMINUM WALL GRILLE.

SCHEDULE OF DIRECT EXPANSION COILS

GENERAL DATA			CAPACITY					
MARK	BUILDING	SERVICE	COOLING TOTAL (MBH)	COOLING SENS. (MBH)	CFM	ENT. AIR TEMP. DB/WB	SUCT. TEMP.°F	REMARKS
CC 1A, CC 1B	HIGH SCHOOL	CU 10, AH1 (EXH) AUXILIARY GYM	192	150	4500	78°F / 65°F	45	REFER TO (1)(3)(4)
CC 2A, CC 2B	HIGH SCHOOL	CU 11, AH2 (EXH) AUXILIARY GYM	192	150	4500	78°F / 65°F	45	REFER TO (1)(3)(4)
CC 7	MIDDLE SCHOOL	CU 12, AH3 (EXH) MS GYM	233	199	8000	78°F / 65°F	45	REFER TO (1)(3)(4)

NOTES
1. AS MANUFACTURED BY "NATIONWIDE COIL.".
2. REFRIGERANT R–410A.
3. INSTALL ACCORDING TO MANUFACTURER'S INSTRUCTIONS.
4. BASED ON A.R.I. CERTIFIED COIL SELECTIONS

SCHEDULE OF OUTDOOR VRF CONDENSING UNITS

GENERAL DATA				CAPACITY	PHYSICAL DATA				ELECTRICAL SUPPLY				
MARK	BUILDING	SERVICE	MODEL (1) No.	COOL/HEAT (MBH)	UNIT WEIGHT (POUNDS)	L	W	H	SERVICE	MCA	MOCP	EER/SEER	REMARKS
CU 1	HIGH SCHOOL	ERU 1 GYM	ARUM241DTES	233/243	800	49"	30"	67"	460/3/60	41.4	50	12.4/25.9	REFER TO (2)(3)(4)(5)
CU 2	HIGH SCHOOL	ERU 2 GYM	ARUM241DTES	233/243	800	49"	30"	67"	460/3/60	41.4	50	12.4/25.9	REFER TO (2)(3)(4)(5)
CU 3	HIGH SCHOOL	ERU 3 CONF.RM.	ARUN038GSS4	38/42	250	38"	16"	55"	208/1/60	25	40	10.7/17.0	REFER TO (2)(3)(4)(5)
CU 4	HIGH SCHOOL	HP 1 NURSE/OFFICE	ARUN038GSS4	38/42	250	38"	16"	55"	208/1/60	25	40	10.7/17.0	REFER TO (2)(3)(4)(5)
CU 4A	HIGH SCHOOL	ERU 4 NURSE/OFFICE	ARUN024GSS4	24/27	250	38"	16"	33"	208/1/60	19.6	30	10.7/17.0	REFER TO (2)(3)(4)(5)
CU 5	MIDDLE SCHOOL	ERU 5 (EXH) GYM	ARUM241DTES	233/243	800	49"	30"	67"	460/3/60	41.4	50	12.4/25.9	REFER TO (2)(3)(4)(5)
CU 6	MIDDLE SCHOOL	ERU 6 CLASSROOMS	ARUM241DTES	233/243	800	49"	30"	67"	460/3/60	41.4	50	12.4/25.9	REFER TO (2)(3)(4)(5)
CU 7	MIDDLE SCHOOL	HP 6 OFFICES	ARUN048GSS4	48/54	300	38"	16"	55"	208/1/60	30	50	10.7/17.0	REFER TO (2)(3)(4)(5)
CU 8	HIGH SCHOOL	ERU 8 CLASSROOMS	ARUM096DTES	96/108	600	49"	30"	67"	460/3/60	16.4	25	12.4/25.9	REFER TO (2)(3)(4)(5)
CU 9	HIGH SCHOOL	HP 4 CLASSROOMS	ARUM096DTES	96/108	600	49"	30"	67"	460/3/60	16.4	25	12.4/25.9	REFER TO (2)(3)(4)(5)
CU 10	HIGH SCHOOL	AH1 (EXH) AUXILIARY GYM	ARUM192DTES	192/216	800	49"	30"	67"	460/3/60	35.7	50	12.4/25.9	REFER TO (2)(3)(4)(5)
CU 11	HIGH SCHOOL	HP 8 SECURITY OFFICE	ARUN024GSS4	24/27	250	38"	16"	33"	208/1/60	19.6	30	10.7/17.0	REFER TO (2)(3)(4)(5)
CU 12	HIGH SCHOOL	AH2 (EXH) AUXILIARY GYM	ARUM192DTES	192/216	800	49"	30"	67"	460/3/60	35.7	50	12.4/25.9	REFER TO (2)(3)(4)(5)
CU 13	MIDDLE SCHOOL	HP 1 CLASSROOMS	ARUM168DTES	168/189	700	49"	30"	67"	460/3/60	28.5	35	12.4/25.9	REFER TO (2)(3)(4)(5)
CU 14	HIGH SCHOOL	HP 7 CLASSROOMS	ARUM072DTES	72/81	500	37"	30"	67"	460/3/60	12.8	20	12.4/25.9	REFER TO (2)(3)(4)(5)
CU 15	MIDDLE SCHOOL	HP 8 SECURITY OFFICE	ARUN024GSS4	24/27	250	38"	16"	33"	208/1/60	19.6	30	10.7/17.0	REFER TO (2)(3)(4)(5)

NOTES
1. AS MANUFACTURED BY "LG ELECTRONICS.".
2. BASED ON A.R.I. CERTIFIED COIL SELECTIONS; REFRIGERANT R–410A.
3. INSTALL ACCORDING TO MANUFACTURER'S INSTRUCTIONS.
4. DC INVERTER COMPRESSOR SPEED CONTROL BASED ON SYSTEM LOAD.
5. UNIT SHALL BE CONTROLLED VIA MANUFACTURER'S DDC NETWORK CONTROLLER TO INDOOR HARDWIRED CONTROLLER.
6. PROVIDE DISCONNECT SWITCH FOR EACH MODULE, ROOF CURB EQUIPMENT SUPPORT RAILS, OIL TRAPS, FRAME CONNECTOR WHERE REQUIRED, AIR GUIDE, LOW AMBIENT BAFFLE KIT, BASE PAN HEATER, PIPING AND ASSOCIATED APPURTENANCES. UNIT SHALL BE INSTALLED PER MANUFACTURERS RECOMMENDATIONS.

SCHEDULE OF REGISTERS AND DIFFUSERS

MARK	TYPE	SERVICE	MODEL No. (1)	DIRECTION DISCHARGE	DAMPER TYPE	FINISH	TYPE	REMARKS
A	CEILING DIFFUSER	SUPPLY	620	DOUBLE DEFLECTION	OPPOSED BLADE	PER ARCH.	SURFACE	REFER TO (2)(3)(4)
B	CEILING REGISTER	EXHAUST	735FF	–	OPPOSED BLADE	PER ARCH.	SURFACE	REFER TO (2)(3)(5)
C	SIDEWALL REGISTER	SUPPLY	620	DOUBLE DEFLECTION	OPPOSED BLADE	PER ARCH.	LAY–IN	REFER TO (2)(3)(4)
D	SIDEWALL REGISTER	EXHAUST	735FF	–	OPPOSED BLADE	PER ARCH.	SURFACE	REFER TO (2)(3)(5)
E	CEILING GRILLE	TRANSFER	735FF	–	OPPOSED BLADE	PER ARCH.	SURFACE	REFER TO (2)(3)(5)
X	EXISTING REGISTER/GRILLE							

NOTES
1. AS MANUFACTURED BY "PRICE".
2. INSTALL PER MANUFACTURER'S RECOMMENDATIONS.
3. PROVIDE MOUNTING FRAME COMPATIBLE W/ MOUNTING SURFACE. COORDINATE ALL BORDER TYPES, COLORS, FINISHES AND DIMENSIONS WTH ARCHITECT.

(4) SUPPLY NECK SIZE PER CFM RANGE (NOT TO EXCEED 500 fpm)								(5) RETURN NECK SIZE PER CFM RANGE (NOT TO EXCEED 675 fpm)							
50 TO 99	100 TO 299	300 TO 499	500 TO 799	800 TO 1199	1200 TO 1499	1500 TO 1999		50 TO 149	150 TO 249	250 TO 399	400 TO 599	600 TO 799	800 TO 1099	1100 TO 1199	1200 TO 2399
6x6	9x9	12x12	15x15	18x18	21X21	24X24		6x6	8X8	10X10	12X12	14X14	16X16	18X18	24X24

SCHEDULE OF INDOOR VRF HEAT PUMP UNITS

INDOOR UNIT INFORMATION										
GENERAL DATA		MODEL No. (1)	SUPPLY FAN DATA		TOTAL CAPACITY	DIMENSION/WEIGHT				
MARK	SERVICE		CFM LOW	UNIT MCA	ELECTRIC SERVICE	COOLING/HEATING kBTU/HR	W (IN.)	D (IN.)	H (IN.)	LBS
HP 1	SEE PLANS	ARNU093TRD4	265	0.2	208/1/60	9.6/10.9	24	24	10	40
HP 2	SEE PLANS	ARNU123TQD4	300	0.2	208/1/60	12.3/13.6	24	24	10	40
HP 3	SEE PLANS	ARNU183TQD4	390	0.2	208/1/60	19.1/21.5	24	24	11	70
HP 4	SEE PLANS	ARNU093TUD4	300	0.2	208/1/60	9.6/10.9	34	18	6	50
HP 5	SEE PLANS	ARNU123TUD4	325	0.2	208/1/60	12.3/13.6	34	18	6	50
HP 6	SEE PLANS	ARNU183TTD4	425	0.3	208/1/60	19.1/21.5	47	18	6	60
HP 7	SEE PLANS	ARNU483NKA4	1400	1.8	208/1/60	48.0/54.0	25	22	55	150

REFER TO (2)(3)(4)

REFER TO (2)(3)(4)(5)

NOTES
1. AS MANUFACTURED BY "LG ELECTRONICS".
2. INSTALL PER MANUFACTURER'S RECOMMENDATIONS.
3. BASED ON A.R.I. CERTIFIED COIL SELECTIONS; REFRIGERANT R–410A, EER 12.4/SEER 25.9/HSPF10.3.
4. PROVIDE MOUNTING HARDWARE, DISCONNECT SWITCH AND HARDWIRED REMOTE WALL MOUNTED PREMIUM CONTROLLER/THERMOSTAT, DRY CONTACTS FOR BACNet BMS CONTROLS, ULTRA LONG LIFE PLASMA FILTER KIT, VIBRATION ISOLATORS, SPACER FOR CEILING HEIGHT ADJUSTMENT, DECORATIVE CEILING COVER, INLET GRILLE KIT, DRAFT AIR FLOW CONTROLS, INTEGRAL CONDENSATE PUMP (FOR CASSETTE UNITS).
5. PROVIDE FLOOR MOUNTED CONDENSATE PUMP LITTLE GIANT MODEL VCL–24ULS, 1/18HP, 120V/1PH/60HZ, 148 WATTS, WITH AUTOMATIC AHU SHUT DOWN ON OVERFLOW OR PUMP FAILURE.

BEFORE FABRICATION THIS CONTRACTOR SHALL VERIFY ALL MEASUREMENTS AND CONDITIONS ON JOB AND COORDINATE HIS WORK WITH THE WORK OF ALL OTHER CONTRACTORS

Revision Schedule

No.	Description	Date
1	SED Submission	09/15/2020
2	SED Submission Addendum#1	01/08/2021
3	ISSUED FOR BID	01/19/2021

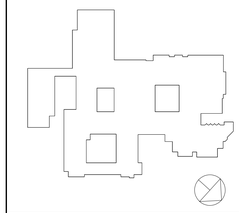

Geddis Architects
Architecture. Planning. Interiors
71 Old Post Road
P.O. Box 1020
Southport, CT 06890
(203) 256-8700

Fielding International
Transforming Education by Design
259 Water Street Suite 1L
Warren , RI 02885 USA
+1 401-289-2789

BARILE GALLAGHER & ASSOCIATES
CONSULTING ENGINEERS
39 MARBLE AVE PLEASANTVILLE, NY 10570
914.328.6060 GENERAL@BGA-ENG.com www.BGA-ENG.com

Construction Manager
SAVIN ENGINEERS, P.C.
3 Campus Drive
Pleasantville, NY 10570
914-769-3200

Structural Engineer
ODEH ENGINEERS
1223 Mineral Spring Ave
North Providence, RI 02904
401-724-1771

Civil Engineer
WESTON & SAMPSON
1 Winners Circle, Suite 130
Albany, NY 12205
518-463-4400

Acoustic Consultant
DP DESIGN
12 Cold Spring Street
Providence, RI
401-861-3218

SED #: 6618-0001-0005-032

PROJECT
Rye City School District
555 Theodore Fremd Ave, Rye, NY 10580

Rye High School & Middle School
1 Parsons Street, Rye, New York 10580

SCHEDULE
HIGH SCHOOL & MIDDLE SCHOOL

SEAL & SIGNATURE		
	DATE:	11/07/19
	PROJECT No:	9200
	DRAWING BY:	BGA
	CHK BY:	BGA
	DWG No:	H2-301

SCHEDULE OF EXISTING AIR HANDLING UNIT

GENERAL DATA				FAN DATA				HEATING DATA (3)			COOLING DATA (3)(4)				CONDENSING UNIT		FILTER DATA			PHYSICAL DATA		ELECTRICAL DATA				REMARKS
MARK	SERVICE	MODEL NUMBER	OAI CFM MAX./MIN.	CFM	EXT. S.P. IN H_2O	FAN RPM	MOTOR HP	TOTAL CAP. MBH	ENT. AIR TEMP. DB °F	LVG. AIR TEMP. DB °F	TOTAL CAP. MBH	SENSIBLE CAP. MBH	ENT. AIR TEMP. DB/WB °F	LVG. AIR TEMP. DB/WB °F	MARK	SERVICE	QTY.	SIZE (IN.)	TYPE	WEIGHT (LBS.)	LxWxH (IN.)	FLA	MCA	MOP	SERVICE	
AHU-1 (VRF)	AUXILIARY GYM	–	4500 / 1800	4500	1.0	–	–	205	40	110	170	120	78/65	55/54	CU-1A	AUXILIARY GYM	–	–	MERV 13	–	–	–	–	–	208/3/60	REFER TO (2)(5)
AHU-2 (VRF)	AUXILIARY GYM	–	4500 / 1800	4500	1.0	–	–	205	40	110	170	120	78/65	55/54	CU-1B	AUXILIARY GYM	–	–	MERV 13	–	–	–	–	–	208/3/60	(2)(5)

NOTES
1. AS MANUFACTURED BY "CARRIER".
2. REFURBISH IN ACCORDANCE WITH MANUFACTURER'S DIRECTIONS.
3. DESIGN AIR CONDITIONS: SUMMER: OA (94°F/75°F) RA (77°F/65°F); WINTER: OA (5°F/3°F) RA (70°F/55°F).
4. BASED ON A.R.I. CERTIFIED COIL SELECTIONS; REFRIGERANT R-410A, SEER 12.0.
5. REFURBISH EXISTING UNITS TO INCLUDE STEAM CLEANING OF EXISTING UNIT COILS, REPLACEMENT OF ALL FILTERS WITH MERV 13 FILTERS, AIR BALANCING OF EXISTING FANS AND AIR OUTLETS, PROVIDE NEW DUCT MOUNTED DX COILS IN EACH OF THE FOUR DISTRIBUTION MAINS, INSTALL VRF TYPE CONDENSING UNITS ON ROOF WITH CONNECTING REFRIGERANT PIPING AND CONTROLS FOR ASSOCIATED DX COILS.

SCHEDULE OF UNIT HEATER

MARK	MODEL No. (1)	CAPACITY DATA BTU/HR	EWT °F	LWT °F	GPM	MOTOR WATTS	ELECTRIC SERVICE	PHYSICAL DATA LxWxH	WEIGHT (LBS)	REMARKS
UH-1	HS-18	11725	160	140	1.0	9	120/1/60			REFER TO (1)(2)(3)(4)

NOTES
1. AS MANUFACTURED BY "STERLING".
2. INSTALL PER MANUFACTURER'S RECOMMENDATIONS
3. CAPACITIES BASED ON HIGH SPEED FAN SETTING AND HW 160°F/140°F
4. QUANTITIES AS IDENTIFIED ON HVAC DRAWINGS.

SCHEDULE OF CONVECTORS

MARK	MODEL No. (1)	MBH	GPM	PHYSICAL DATA D	L	H	WEIGHT	REMARKS
CONV-A	SF-A	3.5	1.0	4"	36"	26"	50	REFER TO (2)(3)
CONV-B	SF-A	8.0	2.0	6"	48"	32"	75	(2)(3)
CONV-C	SF-A	11.0	2.0	6"	64"	32"	100	(2)(3)

NOTES
1. AS MANUFACTURED BY "STERLING".
2. INSTALL PER MANUFACTURER'S RECOMMENDATIONS
3. CAPACITIES BASED ON 150° A.W.T.

SCHEDULE OF DUCT MOUNTED HEATING COILS

GENERAL DATA			SIZE					AIR SIDE						WATER SIDE		
MARK	BUILDING	SERVICE	WIDTH (IN.)	HEIGHT INCHES	FACE AREA (FT²)	ROWS	FINS PER INCH	CFM	MBH	PRESS. DROP (" WC)	VELOCITY FPM	E.A.T. °F	L.A.T. °F	FLOW RATE (GPM)	PRESS DROP Δ HEAD (FT)	REMARKS
HC-1	HIGH SCHOOL	EDU-1	–	–	–	2 MINIMUM	12 MAXIMUM	6600	435	0.2" MAX	600 MAX.	10	70	STEAM	5 FT. MAX	REFER TO (1)(2)(3)
HC-2	HIGH SCHOOL	EDU-2	–	–	–			6600	435					STEAM		
HC-3	HIGH SCHOOL	EDU-3	–	–	–			600	36					STEAM		
HC-4	HIGH SCHOOL	EDU-4	–	–	–			400	27					3.0		
HC-5	HIGH SCHOOL	EDU-5	–	–	–			200	14					2.0		
HC-6	HIGH SCHOOL	EDU-6	–	–	–			6000	396					40.0		
HC-7	MIDDLE SCHOOL	EDU-7 (VRF)	–	–	–			8000	528					53.0		
HC-8	HIGH SCHOOL	EDU-8	–	–	–			1500	99					10.0		
HC-9	HIGH SCHOOL	EDU-9	–	–	–			400	27					3.0		
HC-11	MIDDLE SCHOOL	EDU-11	–	–	–			400	27					3.0		

NOTES
1. ENTERING WATER TEMPERATURE 180°F, 20°F ΔT.
2. PROVIDE INSPECTION AND CLEANING DUCT ACCESS DOOR ON UPSTEAM SIDE OF COIL.
3. THE HOT WATER COIL IS SIZED TO HANDLE OUTDOOR AIR QUANTITIES AT 100 PERCENT OF OCCUPANCY WITHOUT HAVING TO RESORT TO CLOSING OUTDOOR AIR INTAKE DAMPERS ON A "DESIGN HEATING DAY" TO PREVENT FREEZE-UP.

SCHEDULE OF CABINET HEATERS

MARK	TYPE UNIT	MODEL Nº	CAPACITY DATA (2) BTU/HR	CFM	GPM	PD.FT.	MOTOR HP	MOTOR RPM	ELECTRIC SERVICE	PHYSICAL DATA (IN)	WEIGHT (LBS)	REMARKS
CH-A	RECESSED CLG. MTD.	RC1200-03 (1)	21,900	265	3.0	0.77	1/15	1100	120/1/60	43Wx25Lx10H	125	REFER TO (2)(3)(4)
CH-B	RECESSED WALL MTD.	RW1120-03	21,900	265	3.0	0.77	1/15	1100	120/1/60	43Wx25Lx10H	125	REFER TO (2)(3)(4)

NOTES
1. AS MANUFACTURED BY "STERLING".
2. INSTALL PER MANUFACTURER'S RECOMMENDATIONS
3. CAPACITIES BASED ON LOW SPEED FAN SETTING AND HW 160°F/140°F
4. PROVIDE THROWAWAY FILTERS, DISCONNECT SWITCH, TWO ROW COIL, REMOTE THERMOSTAT/FAN CONTROLS, ELECTRONICALLY COMMUTATED MOTOR (ECM), OPTIONAL COLOR/FINISH SELECTED BY ARCHITECT, INTEGRAL SPEED CONTROL SWITCH FIELD MOUNTED, RECESSED TRIM SECTION AND SEALS.

SCHEDULE OF EXPANSION TANK

MARK	MODEL Nº (1)	TANK VOLUME GALS.	ACCEPTANCE VOLUME GALS.	REMARKS
ET-1	B-400	106	106	REFER TO (2)(3)

NOTES
1. AS MANUFACTURED BY "BELL & GOSSETT".
2. INSTALL PER MANUFACTURER'S RECOMMENDATIONS.
3. VERTICAL MOUNTING 125PSI ASME TANK, DIMENSIONS 24"x65"H / 1200LBS.

SCHEDULE OF BOILERS

BOILER DATA MARK	LOCATION	MODEL Nº (1)	BURNER DATA INPUT (MBH)	OUTPUT (MBH)	FUEL	ELECTRICAL SERVICE	MCA	PHYSICAL DATA (IN)	WEIGHT (LBS)	REMARKS
B-1, B-2, B-3	BOILER ROOM	ENDURA 1000	1000	902	GAS	120/1/60	20	28Wx51Lx68H	2000	REFER TO (2)(3)(4)(5)(6)

NOTES
1. AS MANUFACTURED BY "FULTON".
2. BURNER INTEGRAL TO BOILER.
3. INSTALL PER MANUFACTURER'S RECOMMENDATIONS.
4. BOILER INSTALLATION SHALL CONFORM TO ALL REQUIREMENTS OF INSURANCE UNDERWRITER, NFPA AND ALL AUTHORITIES HAVING JURISDICTION. BOILERS SHALL BE FULLY FIELD COMMISSIONED BY AUTHORIZED TECHNICIAN FOR THE TYPE OF GAS FIRED (LPG OR NG). IF THE TYPE OF GAS IS CHANGED AFTER STARTUP THE BOILERS SHALL BE FULLY RE-COMMISSIONED BY AUTHORIZED TECHNICIAN.
5. PROVIDE MANUFACTURER RECOMMENDED COMBUSTION AIR INTAKE AND EXHAUST VENT PIPING, VENT PIPE CONDENSATE DRAIN, HIGH/LOW LIMIT CONTROL, DUAL LOW WATER CUT OFFS, OUTDOOR AIR TEMPERATURE SENSOR KIT, MULTIPLE BOILER CONDENSATE NEUTRALIZER PACKAGE, VENT PIPING PER THIS MANUFACTURER AL-29-4C OR 316L, BACNET CONTROLS, DISCONNECT SWITCH, LEAD LAG CONTROLS, MOTORIZED ISOLATION VALVES, BOILER PUMP START/STOP SIGNAL, VENTLESS GAS TRAIN, MODSYNC CONTROL PANEL.
6. HOT WATER BASED ON 140°F E.W.T., 160°F L.W.T.

SCHEDULE OF EXISTING STEAM BOILERS

BOILER DATA				BURNER DATA							INDUCED DRAFT FAN DATA		
	SERVICE	MODEL Nº (1)	NUMBER OF SECTIONS	MODEL Nº (2)	OUTPUT (BHP)	OUTPUT MBH/HR	BOILER EFFICIENCY	FIRING RATE OIL (GPH)	FIRING RATE GAS (MBH)	BURNER MOTOR HP	OIL PUMP MOTOR HP	MODEL Nº (3)	MOTOR HP	REMARKS
BOILER #1	ORIG.BLDG. & ADDITION	6500 -S-21	21	C7-GO-30	325	8463	83.7%	92	–	7 1/2 (208/3/60)	3/4 (208/3/60)	24C30D-3	3 (208/3/60)	
BOILER #2														
BOILER #3														

NOTES
1. AS MANUFACTURED BY "H.B. SMITH".
2. AS MANUFACTURED BY "POWERFLAME".
3. AS MANUFACTURED BY "AUBURN".

SCHEDULE OF PUMPS

MARK	SERVICE	LOCATION	MODEL Nº (1)	GPM	HEAD FT.H_2O	RPM	MOTOR HP/BHP	ELECTRIC SERVICE	PHYSICAL DATA (IN)	WEIGHT (LBS)	REMARKS
HWP-1, HWP-2	HEATING LOOP	MECHANICAL	SERIES E-1510 5GB	800	80	1800	30/21	460/3/60	25Wx56Lx30H	1100	REFER TO (2)(3)
HWP-3, HWP-4	HEATING LOOP	MECHANICAL	SERIES E-1510 3AD	300	130	1800	25/17.5		21Wx52Lx24H	900	REFER TO (2)(3)
HWP-5, HWP-6	HEATING LOOP	MECHANICAL	SERIES E-1510 3AD	300	130	1800	25/17.5		21Wx52Lx24H	900	REFER TO (2)(3)
HWP-7, HWP-8, HWP-9	HEATING LOOP	MECHANICAL	SERIES E-80 4x4x9.5B	200	20	1170	2/1.5		12Wx25Lx29H	300	REFER TO (2)(3)
HWP-10, HWP-11	HEATING LOOP	MECHANICAL	–	200	75	1750	7.5/–		–	–	REFER TO (4)

NOTES
1. AS MANUFACTURED BY "BELL & GOSSETT".
2. INSTALL PUMPS PER MANUFACTURER'S RECOMMENDATIONS.
3. PROVIDE VFD'S FOR ALL PUMPS. VFD'S SHALL BE WALL OR STAND MOUNTED NEAR PUMPS. PROVIDE ALL MOUNTING HARDWARE.
4. EXISTING PUMPS SHALL BE INSPECTED, REFURBISHED TO EXISTING DESIGN CONDITIONS. REPAIR PUMPS AS REQUIRED IF FOUND NOT OPERATING PROPERLY. PROVIDE INITIAL WATER BALANCING REPORT PRIOR TO HEAT EXCHANGER DEMOLITION FOR BASELINE OF EXISTING PUMP PERFORMANCES.

SCHEDULE OF UNIT VENTILATORS

MARK	MODEL No.	CFM	MIN. O.A. CFM (2)	COOLING DATA TOTAL CAPACITY MBH	SENSIBLE CAPACITY MBH	HEATING DATA (2) CAPACITY MBH	GPM	ROWS	FILTER TYPE	MOTOR H.P.	ELEC. SERV.	MOTOR FLA	MCA	PHYSICAL DATA DIMENSION / WEIGHT	REMARKS
UV-A	VER1000 (1)	1000	550	–	–	76	5	2	THROWAWAY (2)12"x20"x2"	0.5 EA	208/1/60	4.7	–	44"Lx30"Wx115"H/600LBS	REFER TO (3)(4)
UV-B	VER1800 (1)	1800	1055	–	–	76	5	2	THROWAWAY (2)12"x20"x2"	0.5 EA	208/1/60	4.7	–.7	44"Lx30"Wx115"H/600LBS	(3)(4)
UV-C	MAUV1500	1500	1055	–	–	84	9	3	THROWAWAY	0.5	115/1/60	4.7	5.9	100"Lx22"Wx30"H/750LBS	(3)(5)

NOTES
1. AS MANUFACTURED BY "TEMSPEC INC".
2. AS MANUFACTURED BY "MAGIC AIRE CORP".
3. BASED ON 160° F E.W.T., 140° F L.W.T.
4. INSTALL PER MANUFACTURER'S RECOMMENDATIONS
5. UNIT SHALL INCLUDE ERV (ENERGY RECOVERY WHEEL) PACKAGE, HOT WATER HEATING COIL, 24" HIGH ACOUSTICALLY LINED SUPPLY PLENUM WITH MULTIPLE REGISTERS, FIELD ERECTED TOP EXTENSION SECTIONS TO CEILING, MODULATING ECONOMIZER (100% OA) CONTROLS, POWERED EXHAUST, FIELD ERECTED REAR PLENUM SECTIONS, FULL SIZE LOUVER, FACTORY INSTALLED CONTROLS, CONTROL VALVES ISOLATION VALVES, STRAINERS, PT PORTS, BRAIDED HOSE-KIT, HIGH EFFICIENCY MOTORS, 2" THICK MERV 13 FILTERS, SIDE PIPE COVERS, FULL HEIGHT SIDE PANELS FROM UNIT TO WALL AND TOP/BOTTOM TRIM/COVE BASE PIECES. (ALL EXTENSIONS, PANELS, PIPE ENCLOSURES AND TRIM/COVE BASE PIECES SHALL MATCH UNIT COLOR AND FINISH).
6. UNIT SHALL INCLUDE HOT WATER HEATING COIL, FULL ADAPTER BACK WITH PIPE TUNNEL, INSULATED VALVE PACKAGE, DISCHARGE GRILLE WITH SCREEN, INSULATED OUTSIDE AIR DAMPER, FACE AND BYPASS DAMPER, 2" MERV 8 FILTERS, DDC CONTROL PACKAGE, NIGHT SETBACK CONTROL RELAY, BACNet CONTROLLER.

SCHEDULE OF MINIMUM VENTILATION ROOM FLOW RATES

ROOM NAME/NUMBER	OCCUPANCY CATEGORY	A ROOM AREA (SQ.FT.)	B PEOPLE DENSITY (#P/1000 SQ.FT.)	C PEOPLE OUTDOOR AIR FLOW RATE (CFM/PERSON)	D AREA OUTDOOR AIR FLOW RATE IN BREATHING ZONE (CFM/SQ.FT.)	E EXHAUST AIR FLOW RATE (CFM/SQ.FT.)	F NUMBER OF PEOPLE (A×B)÷1000=#P	G OUTDOOR AIR FLOW RATE WITHOUT ZONE EFFECTIVENESS FACTOR (F×C)+(A×D)=CFM	H ZONE AIR DISTRIBUTION EFFECTIVENESS FACTOR	I MINIMUM ROOM VENTILATION AIR FLOW RATE G÷H=CFM	MINIMUM EXHAUST AIR FLOW RATE A×E=CFM
H203											
CLASSROOM 191	CLASSROOM (AGES 9+)	743	35	10	0.12	0	27	359	0.8	449	0
CONFERENCE ROOM 102	CONFERENCE/MEETING	377	50	5	0.06	0	19	118	0.8	147	0
OFFICE 112	OFFICE SPACE	99	5	5	0.06	0	1	11	0.8	14	0
OFFICE 116	OFFICE SPACE	105	5	5	0.06	0	1	11	0.8	14	0
NURSE 118	OFFICE SPACE	115	5	5	0.06	0	1	12	0.8	15	0
TOILET 118A	TOILETS - PUBLIC	53	2 FIXTURES	-	-	50 CFM/ FIXTURE	-	-	-	-	100
ROOM 143I	BREAK ROOMS	50	50	5	0.12	0	3	21	0.8	26	0
H204											
MIDDLE SCHOOL GYM 131	GYM, SPORTS ARENA (PLAY AREA)	6287	7	20	0.18	0.5	45	2032	0.8	2540	3144
H205											
LEARNING COMMONS 143	MEDIA CENTER	1996	25	10	0.12	0	50	740	0.8	924	0
OFFICE 141A	OFFICE SPACE	253	5	5	0.06	0	2	25	0.8	31	0
CLASSROOM 136	CLASSROOM (AGES 9+)	677	35	10	0.12	0	24	321	0.8	402	0
CLASSROOM 138	CLASSROOM (AGES 9+)	677	35	10	0.12	0	24	321	0.8	402	0
CLASSROOM 140	CLASSROOM (AGES 9+)	677	35	10	0.12	0	24	321	0.8	402	0
TEACHER WORKROOM 145	CLASSROOM (AGES 9+)	756	35	10	0.12	0	27	361	0.8	451	0
H206											
HIGH SCHOOL GYM 179	GYM, SPORTS ARENA (PLAY AREA)	8987	7	20	0.18	0.5	63	2878	0.8	3597	4494
AUXILARY GYM 177	GYM, SPORTS ARENA (PLAY AREA)	5507	7	20	0.18	0.5	39	1771	0.8	2214	2754
H207											
CAFETERIA	CAFETERIA/FAST-FOOD DINING	4488	100	7.5	0.18	0	449	4175	0.8	5219	0
H209											
CLASSROOM 221	CLASSROOM (AGES 9+)	691	35	10	0.12	0	25	333	0.8	416	0
CLASSROOM 223	CLASSROOM (AGES 9+)	691	35	10	0.12	0	25	333	0.8	416	0
CLASSROOM 225	CLASSROOM (AGES 9+)	691	35	10	0.12	0	25	333	0.8	416	0
CLASSROOM 224	CLASSROOM (AGES 9+)	920	35	10	0.12	0	33	440	0.8	551	0
CLASSROOM 226	CLASSROOM (AGES 9+)	716	35	10	0.12	0	26	346	0.8	432	0
CLASSROOM 218	CLASSROOM (AGES 9+)	1040	35	10	0.12	0	37	495	0.8	619	0
CLASSROOM 220	CLASSROOM (AGES 9+)	1030	35	10	0.12	0	37	494	0.8	617	0
CLASSROOM 222	CLASSROOM (AGES 9+)	908	35	10	0.12	0	32	429	0.8	536	0
H210											
OFFICE 239	OFFICE SPACE	870	5	5	0.06	0	5	77	0.8	97	0
OFFICE 240	OFFICE SPACE	870	5	5	0.06	0	5	77	0.8	97	0
H211											
LEARNING STUDIO 310	CLASSROOM (AGES 9+)	402	35	10	0.12	0	15	198	0.8	248	0
LEARNING STUDIO 312	CLASSROOM (AGES 9+)	402	35	10	0.12	0	15	198	0.8	248	0
LEARNING COMMONS	CLASSROOM (AGES 9+)	2240	35	10	0.12	0	79	1059	0.8	1324	0
SGR 315	CLASSROOM (AGES 9+)	105	35	10	0.12	0	4	53	0.8	66	0
ELEVATOR LOBBY 300	LOBBIES	80	150	5	0.06	0	12	65	0.8	81	0

BEFORE FABRICATION THIS CONTRACTOR SHALL VERIFY ALL MEASUREMENTS AND CONDITIONS ON JOB AND COORDINATE HIS WORK WITH THE WORK OF ALL OTHER CONTRACTORS

DBE: TAB: Layout1 – Y:\RYE CITY SD\Rye CSD – 2019 Bond – Phase 2 (1937.00)\Drawings\HVAC\a193700H-302-MHS.dwg – DATE: Jan 15, 2021 – 3:22pm

Revision Schedule

No.	Description	Date
1	SED Submission	09/15/2020
2	SED Submission Addendum#1	01/08/2021
3	ISSUED FOR BID	01/19/2021

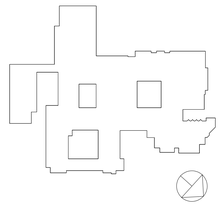

Geddis Architects
Architecture. Planning. Interiors
71 Old Post Road
P.O. Box 1020
Southport, CT 06890
(203) 256-8700

Fielding International
Transforming Education by Design
259 Water Street Suite 1L
Warren , RI 02885 USA
+1 401-289-2789

BARILE GALLAGHER & ASSOCIATES
CONSULTING ENGINEERS
39 MARBLE AVE PLEASANTVILLE, NY 10570
914.328.6060 GENERAL@BGA-ENG.com www.BGA-ENG.com

Construction Manager
SAVIN ENGINEERS, P.C.
3 Campus Drive
Pleasantville, NY 10570
914-769-3200

Structural Engineer
ODEH ENGINEERS
1223 Mineral Spring Ave
North Providence, RI 02904
401-724-1771

Civil Engineer
WESTON & SAMPSON
1 Winners Circle, Suite 130
Albany, NY 12205
518-463-4400

Acoustic Consultant
DP DESIGN
12 Cold Spring Street
Providence, RI
401-861-3218

SED #: 6618-0001-0005-032

PROJECT
Rye City School District
555 Theodore Fremd Ave, Rye, NY 10580

Rye High School & Middle School
1 Parsons Street, Rye, New York 10580

HIGH SCHOOL & MIDDLE SCHOOL SCHEDULE

SEAL & SIGNATURE

DATE:	11/07/19
PROJECT No:	9200
DRAWING BY:	BGA
CHK BY:	BGA
DWG No:	H2-302

NOTES:

1) BOILER DRAIN AND CONDENSATE DRAIN SHALL BE ARRANGED TO PERMIT THE FLUIDS TO DRAIN FREELY, BY GRAVITY, TO FLOOR DRAIN. RELIEF VALVES SHALL BE PIPED VERTICALLY TO A HEIGHT 18" ABOVE FLOOR DRAIN.

2) LOCATE WATER INLET AND OUTLET FITTINGS (i.e. UNIONS, ELBOWS, ETC.) A MINIMUM OF 6" FROM BOILER FITTINGS TO PREVENT INTERFERENCE WITH REMOVAL OF BOILER PANELS AND COVERS. ALL PIPING AND ELECTRIC CONNECTIONS (SERVICE SWITCHES, CONDUIT BOXES) SHOULD LIKEWISE BE 6" AWAY FROM SIDE PANELS.

3) MAINTAIN A REGULATED 4" W.C. PRESSURE AT MAXIMUM BTU/HR INPUT. PROVIDE REGULATORS AS REQUIRED AND VENT TO OUTDOORS. LOCAL CODES AND AUTHORITIES SHOULD BE CONSULTED.

4) PROVIDE (2) LOW WATER CUT OUTS WITH AUTOMATIC AND MANUAL RESETS AND A TEST BUTTON TO VERIFY INDICATOR LIGHT FOR EACH BOILER AND SHALL CONFORM TO NYSDOL PART 4 AND NYSED MPS.

5) PROVIDE ALL GALVANIZED PIPING FOR CONDENSATE DRAIN. PROVIDE ¼" COLD WATER SUPPLY TO NEUTRALIZATION TANK TO MAINTAIN TRAP SEAL. PROVIDE TWO COMPLETE SETS ON MAGNESIUM OXIDE (ONE SET FOR BOILER START-UP AND OTHER SET FOR FUTURE REPLACEMENT.

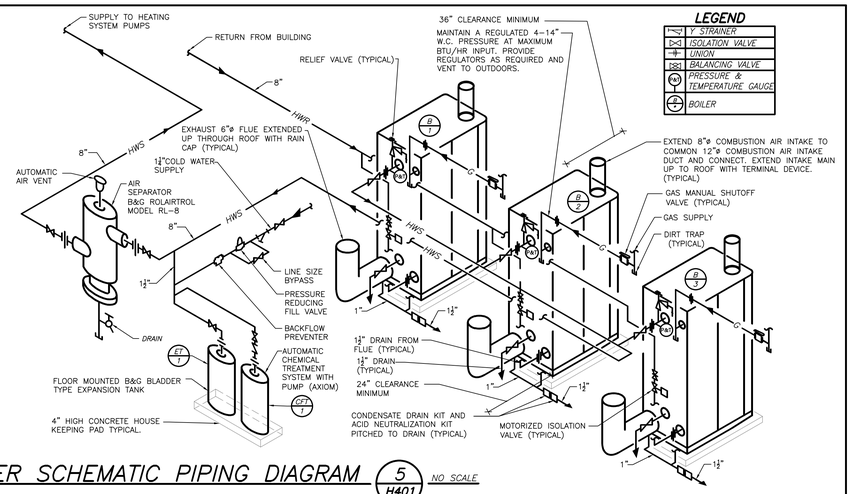

BOILER SCHEMATIC PIPING DIAGRAM 5 H401 NO SCALE

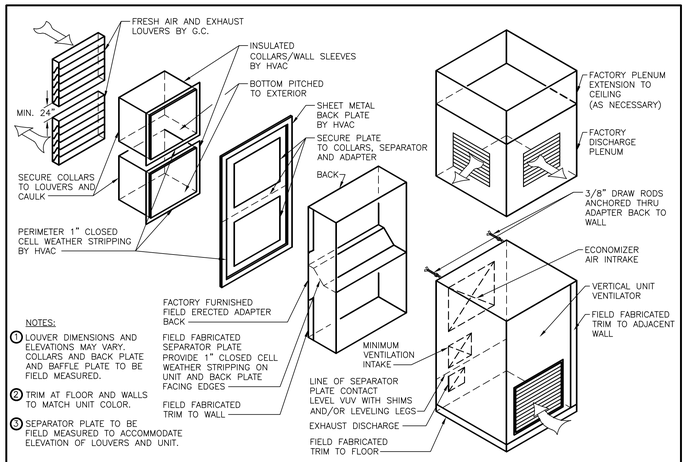

NOTES:

1. LOUVER DIMENSIONS AND ELEVATIONS MAY VARY. COLLARS AND BACK PLATE AND BAFFLE PLATE TO BE FIELD MEASURED.
2. TRIM AT FLOOR AND WALLS TO MATCH UNIT COLOR.
3. SEPARATOR PLATE TO BE FIELD MEASURED TO ACCOMMODATE ELEVATION OF LOUVERS AND UNIT.

VERTICAL UNIT VENTILATOR DETAIL 1 H401 NO SCALE

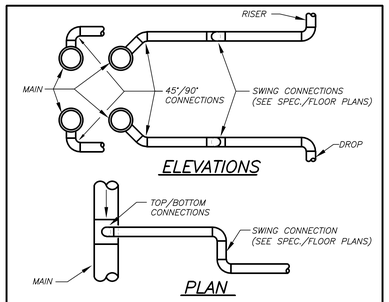

DETAIL OF PIPING BRANCH CONNECTION 10 H401 NO SCALE

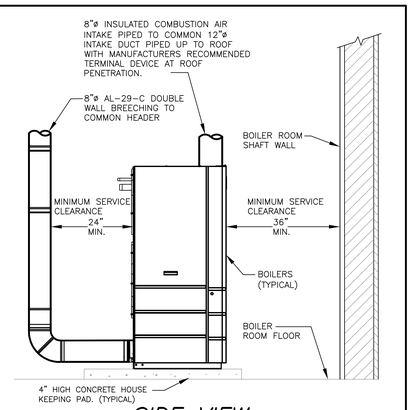

SIDE VIEW

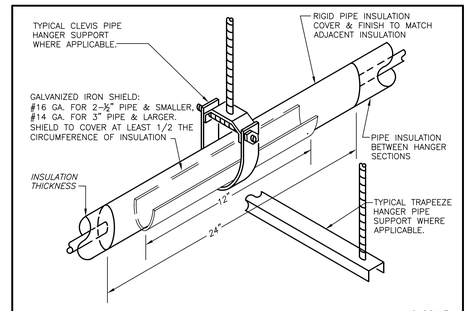

NO SCALE

INSULATED PIPE HANGER DETAIL 6 H401

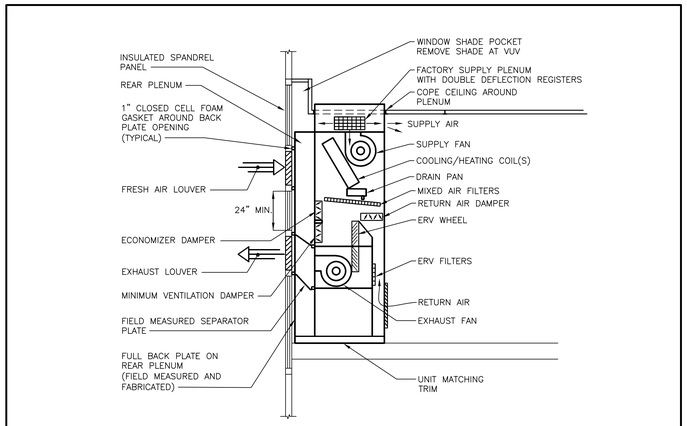

VERTICAL UNIT VENTILATOR DETAIL ELEVATION (WINDOW WALL) 2 H401 NO SCALE

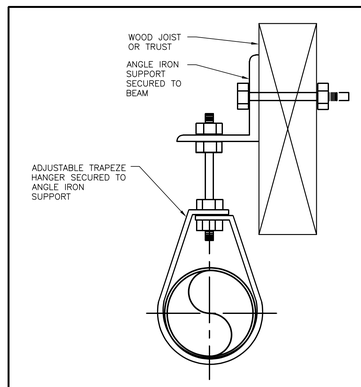

PIPE HANGER SUPPORT DETAIL 11 H401 NO SCALE

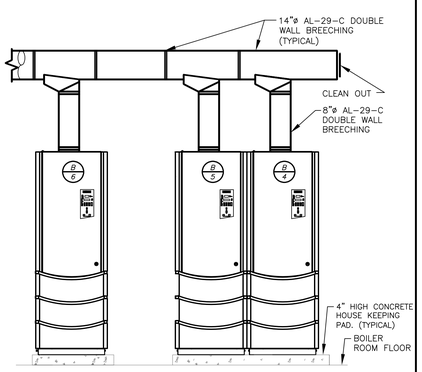

FRONT VIEW

NOTE:
1. ALL BOILER INTAKE AND EXHAUST VENTING INSTALLATIONS MUST MEET MANUFACTURER REQUIREMENTS.
2. PITCH EXHAUST VENT BREECHING BACK TO BOILERS @ ¼" PER FOOT.

BOILER EXHAUST VENT AND COMBUSTION AIR INTAKE 9 H401 NO SCALE

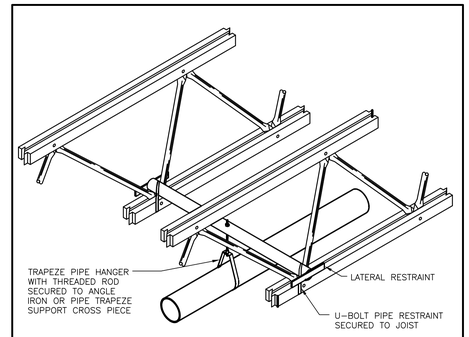

NO SCALE

PIPE HANGER SUPPORT DETAIL 7 H401

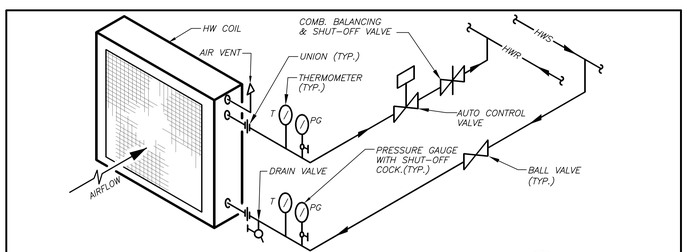

COIL PIPING CONNECTION DETAIL 3 H401 NO SCALE

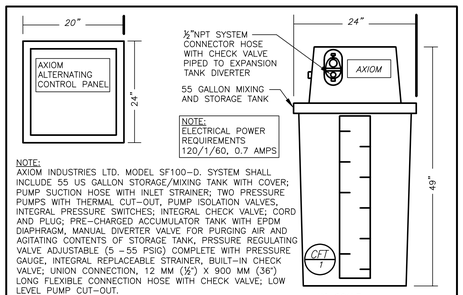

NOTE:
AXIOM INDUSTRIES LTD. MODEL SF100-D. SYSTEM SHALL INCLUDE 55 US GALLON STORAGE/MIXING TANK WITH COVER; PUMP SUCTION HOSE WITH INLET STRAINER; TWO PRESSURE PUMPS WITH THERMAL CUT-OUT, PUMP ISOLATION VALVES; INTEGRAL PRESSURE SWITCHES; INTEGRAL CHECK VALVE; CORD AND PLUG; PRE-CHARGED ACCUMULATOR TANK WITH EPDM DIAPHRAGM, MANUAL DIVERTER VALVE FOR PURGING AIR AND AGITATING CONTENTS OF STORAGE TANK, PRSSURE REGULATING VALVE ADJUSTABLE (5 -55 PSIG) COMPLETE WITH PRESSURE GAUGE, INTEGRAL REPLACEABLE STRAINER, BUILT-IN CHECK VALVE; UNION CONNECTION, 12 MM (½") X 900 MM (36") LONG FLEXIBLE CONNECTION HOSE WITH CHECK VALVE; LOW LEVEL PUMP CUT-OUT.

NO SCALE

AUTOMATIC CHEMICAL FEEDER DETAIL 8 H401

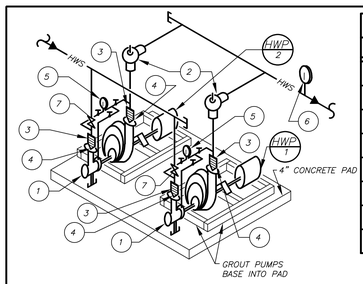

LIST OF APPURTENANCES

MARK	DESCRIPTION
1	SUCTION DIFFUSER
2	TRIPLE DUTY VALVE (SOFT SEAT)
3	FLEXIBLE CONNECTION
4	CONCENTRIC REDUCER/INCREASER
5	DIFFERENTIAL PRESSURE GAUGE (WITH SHUT-OFF COCKS)
6	THERMOMETER
7	GATE VALVE

PUMP STATION PIPING SCHEMATIC 4 H401 NO SCALE

BEFORE FABRICATION THIS CONTRACTOR SHALL VERIFY ALL MEASUREMENTS AND CONDITIONS ON JOB AND COORDINATE HIS WORK WITH THE WORK OF ALL OTHER CONTRACTORS.

DBE: TAB: Layout1 – Y:\RYE CITY SD\Rye CSD – 2019 Bond – Phase 2 (1937.00)\Drawings\HVAC\a193700H-401-MHS.dwg – DATE: Jan 15, 2021 – 3:22pm

Revision Schedule

No.	Description	Date
1	SED Submission	09/15/2020
2	SED Submission Addendum#1	01/08/2021
3	ISSUED FOR BID	01/19/2021

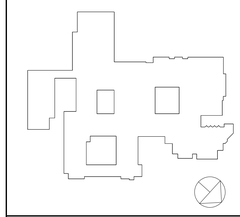

Geddis Architects
Architecture. Planning. Interiors
71 Old Post Road
P.O. Box 1020
Southport, CT 06890
(203) 256-8700

Fielding International
Transforming Education by Design
259 Water Street Suite 1L
Warren , RI 02885 USA
+1 401-289-2789

BARILE GALLAGHER & ASSOCIATES
CONSULTING ENGINEERS
39 MARBLE AVE PLEASANTVILLE, NY 10570
914.328.6060 GENERAL@BGA-ENG.com www.BGA-ENG.com

Construction Manager
SAVIN ENGINEERS, P.C.
3 Campus Drive
Pleasantville, NY 10570
914-769-3200

Structural Engineer
ODEH ENGINEERS
1223 Mineral Spring Ave
North Providence, RI 02904
401-724-1771

Civil Engineer
WESTON & SAMPSON
1 Winners Circle, Suite 130
Albany, NY 12205
518-463-4400

Acoustic Consultant
DP DESIGN
12 Cold Spring Street
Providence, RI
401-861-3218

SED #: 6618-0001-0005-032

PROJECT
Rye City School District
555 Theodore Fremd Ave, Rye, NY 10580

Rye High School & Middle School
1 Parsons Street, Rye, New York 10580

HIGH SCHOOL & MIDDLE SCHOOL
dETAILS

SEAL & SIGNATURE	
	DATE: 11/07/19
	PROJECT No: 9200
	DRAWING BY: BGA
	CHK BY: BGA
	DWG No: H2-401

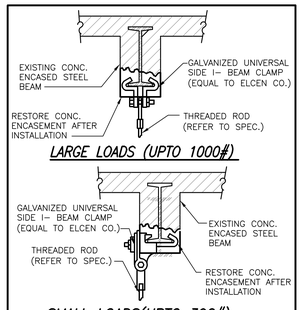

NO SCALE

PIPE HANGER SUPPORT DETAIL 7 / H402

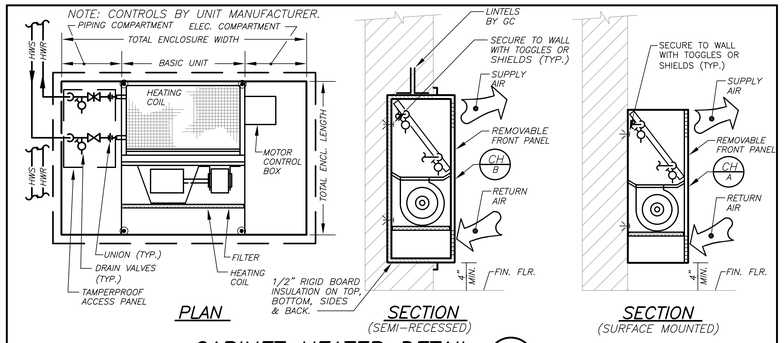

CABINET HEATER DETAIL 6 / H402

NO SCALE

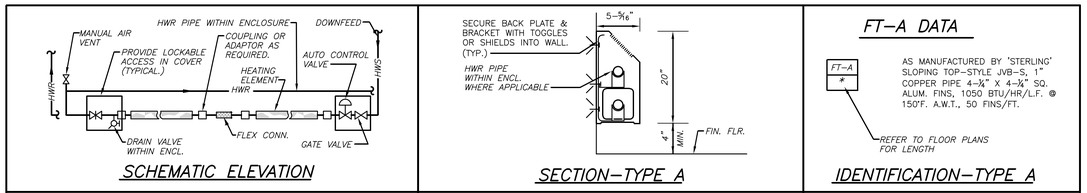

FIN TUBE RADIATION DETAIL 1 / H402

(HOT WATER)

NO SCALE

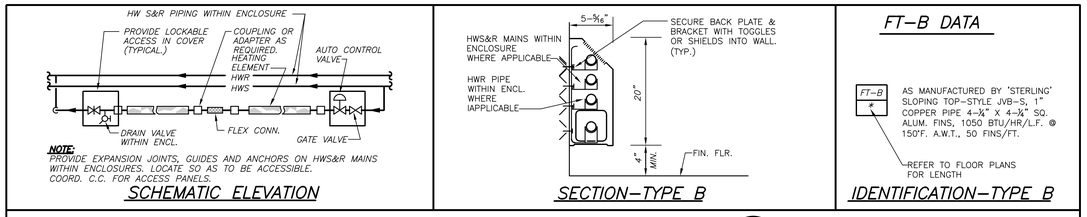

FIN TUBE RADIATION DETAIL 2 / H402

(HOT WATER)

NO SCALE

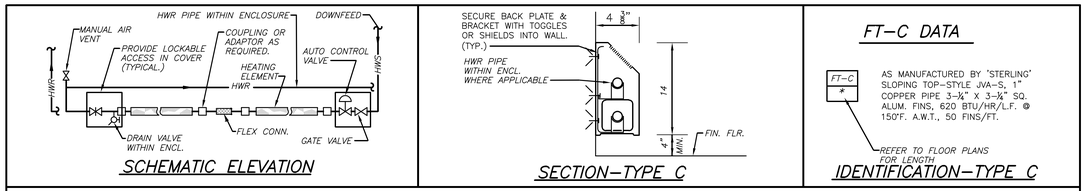

FIN TUBE RADIATION DETAIL 3 / H402

(HOT WATER)

NO SCALE

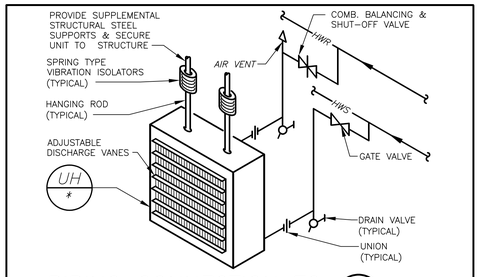

PIPING CONNECTION TO UNIT HEATER DETAIL 9 / H402

NO SCALE

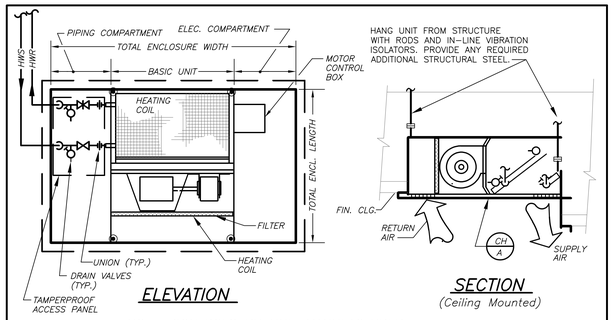

NOTE: CONTROLS BY UNIT MANUFACTURER.

CABINET HEATER DETAIL 8 / H402

NO SCALE

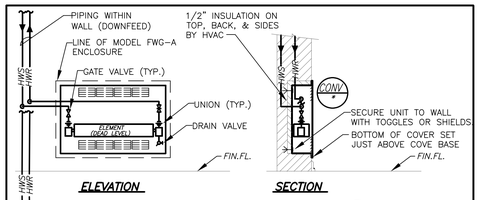

CONVECTOR DETAIL (RECESSED) 10 / H402

NO SCALE

NOTE:
HVAC CONTRACTOR TO PROVIDE FACTORY LOCAL DISCONNECT.

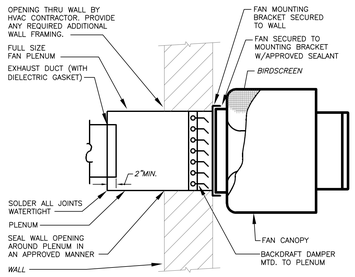

WALL EXHAUST FAN DETAIL 11 / H402

NO SCALE

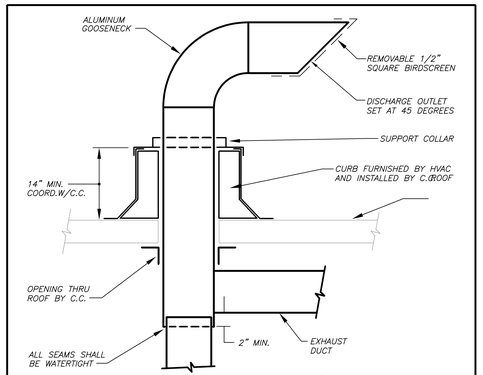

GOOSENECK DETAIL 4 / H2–402

NO SCALE

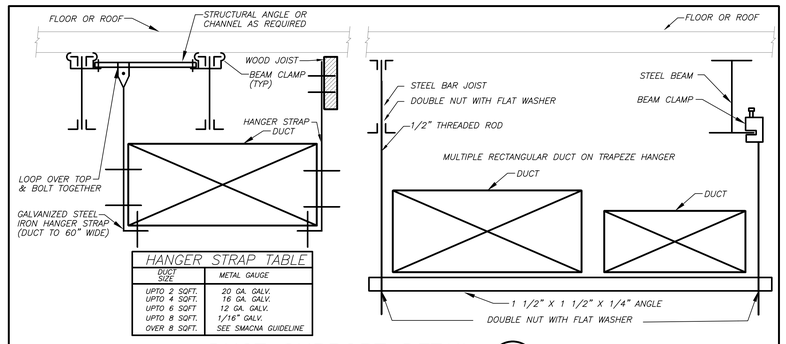

HANGER STRAP TABLE	
DUCT SIZE	METAL GAUGE
UPTO 2 SQFT.	20 GA. GALV.
UPTO 4 SQFT.	16 GA. GALV.
UPTO 6 SQFT	12 GA. GALV.
UPTO 8 SQFT.	1/16" GALV.
OVER 8 SQFT.	SEE SMACNA GUIDELINE

DUCT SUPPORT DETAIL 4 / H402

NO SCALE

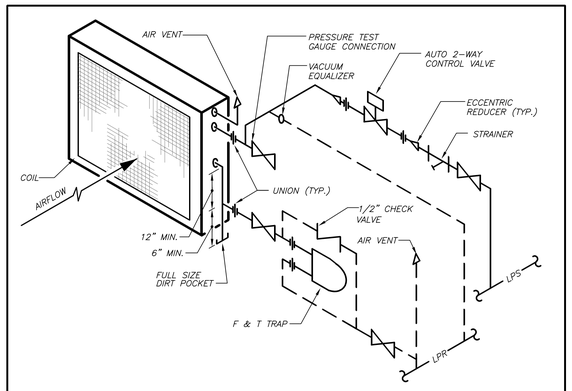

TYPICAL STEAM HEATING COIL PIPING CONNECTION DETAIL 13 / H402

NO SCALE

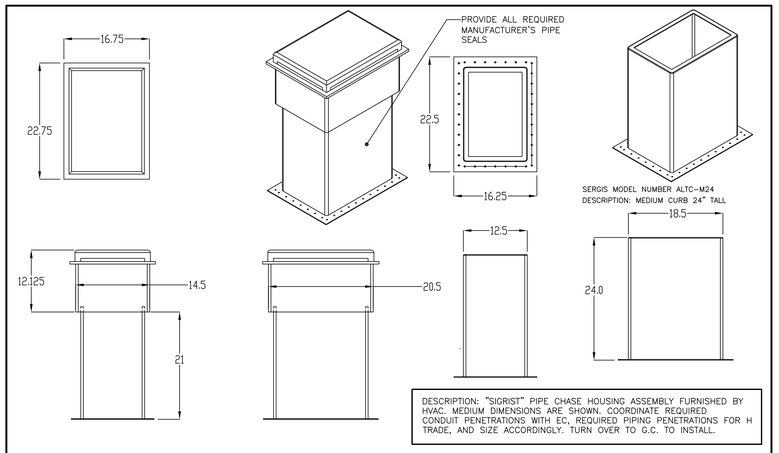

DESCRIPTION: "SIGRIST" PIPE CHASE HOUSING ASSEMBLY FURNISHED BY HVAC. MEDIUM DIMENSIONS ARE SHOWN. COORDINATE REQUIRED CONDUIT PENETRATIONS WITH EC, REQUIRED PIPING PENETRATIONS FOR H TRADE, AND SIZE ACCORDINGLY. TURN OVER TO G.C. TO INSTALL.

PIPING ROOF PORTAL DETAIL 12 / h402

NO SCALE

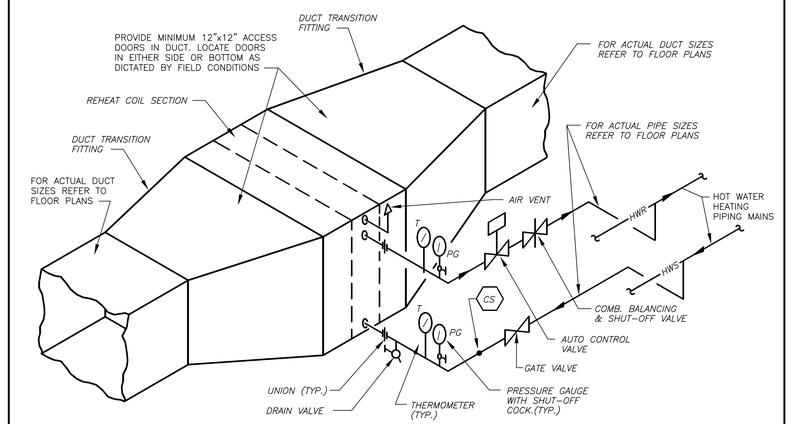

TYPICAL DUCT MOUNTED REHEAT COIL PIPING CONNECTION DETAIL 5 / H402

NO SCALE

BEFORE FABRICATION THIS CONTRACTOR SHALL VERIFY ALL MEASUREMENTS AND CONDITIONS ON JOB AND COORDINATE HIS WORK WITH THE WORK OF ALL OTHER CONTRACTORS

DBE: TAB: Layout1 – Y:\RYE CITY SD\Rye CSD – 2019 Bond – Phase 2 (1937.00)\Drawings\HVAC\a193700H–402–MHS.dwg – DATE: Jan 15, 2021 – 3:23pm

Revision Schedule

No.	Description	Date
1	SED Submission	09/15/2020
2	SED Submission Addendum#1	01/08/2021
3	ISSUED FOR BID	01/19/2021

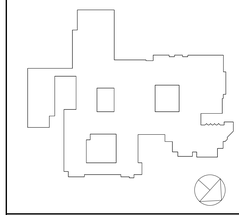

Geddis Architects
Architecture. Planning. Interiors
71 Old Post Road
P.O. Box 1020
Southport, CT 06890
(203) 256-8700

Fielding International
Transforming Education by Design
259 Water Street Suite 1L
Warren , RI 02885 USA
+1 401-289-2789

BARILE GALLAGHER & ASSOCIATES
CONSULTING ENGINEERS
39 MARBLE AVE PLEASANTVILLE, NY 10570
914.328.6060 GENERAL@BGA-ENG.com www.BGA-ENG.com

Construction Manager
SAVIN ENGINEERS, P.C.
3 Campus Drive
Pleasantville, NY 10570
914-769-3200

Structural Engineer
ODEH ENGINEERS
1223 Mineral Spring Ave
North Providence, RI 02904
401-724-1771

Civil Engineer
WESTON & SAMPSON
1 Winners Circle, Suite 130
Albany, NY 12205
518-463-4400

Acoustic Consultant
DP DESIGN
12 Cold Spring Street
Providence, RI
401-861-3218

SED #: 6618-0001-0005-032

PROJECT

Rye City School District

555 Theodore Fremd Ave, Rye, NY 10580

Rye High School & Middle School

1 Parsons Street, Rye, New York 10580

HIGH SCHOOL & MIDDLE SCHOOL DETAILS

SEAL & SIGNATURE	DATE: 11/07/19
	PROJECT No: 9200
	DRAWING BY: BGA
	CHK BY: BGA
	DWG No: H2-402

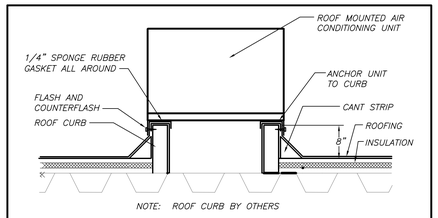

ROOF CURB DETAIL 5 H403 NO SCALE

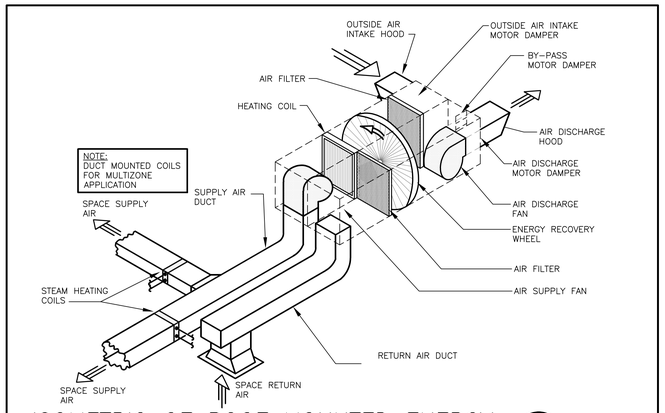

ISOMETRIC OF ROOF MOUNTED ENERGY RECOVERY AIR HANDLING UNIT DETAIL 1 H403 NO SCALE

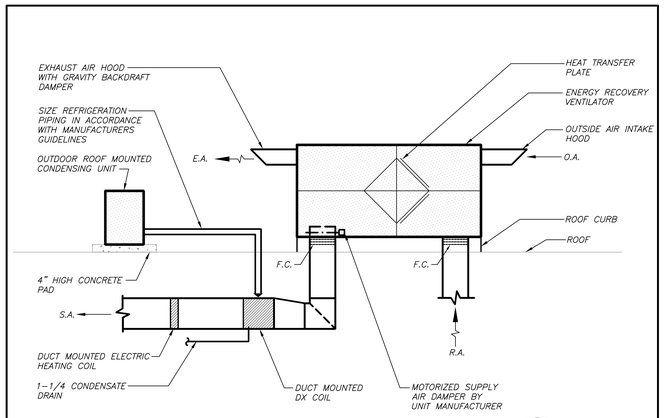

ENERGY RECOVERY VENTILATOR DETAIL 2 H403 NO SCALE

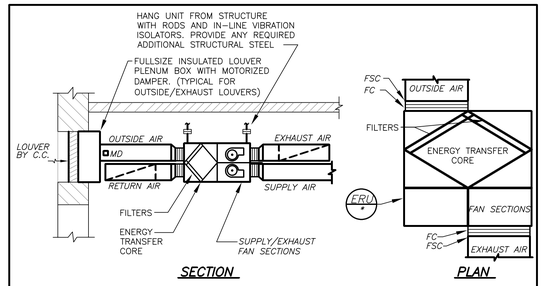

INDOOR CEILING MOUNTED ENERGY RECOVERY UNIT DETAIL 3 H403 NO SCALE

NOTES:

1. GRILLE FRAME #10 B.&S. ALUMINUM WITH COUNTER SUNK SCREWS 8" O.C.
2. "Z" FRAME AND BLADES #14 B.&S. ALUMINUM WITH VERTICAL SPACERS 2" O.C.
3. ALUMINUM ANGLES WITH ¼"ø HOLES 12" O.C. FOR BOLTING TO MASONRY & LINTEL.
4. GRILLE TO HAVE ANODIZED FINISH OR BAKED ON ENAMEL COLOR ASSELECTED BY ARCHITECT.
5. BLADES SHALL BE AS SHOWN UNLESS INDICATED HORIZONTAL OR 45° UP.

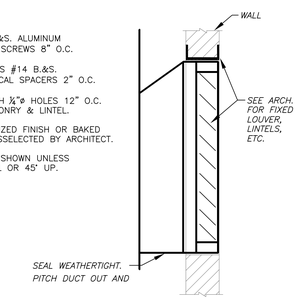

NO SCALE

OUTSIDE AIR INTAKE LOUVER DETAIL 4 H403

BEFORE FABRICATION THIS CONTRACTOR SHALL VERIFY ALL MEASUREMENTS AND CONDITIONS ON JOB AND COORDINATE HIS WORK WITH THE WORK OF ALL OTHER CONTRACTORS

Revision Schedule

No.	Description	Date
1	SED Submission	09/15/2020
2	SED Submission Addendum#1	01/08/2021
3	ISSUED FOR BID	01/19/2021

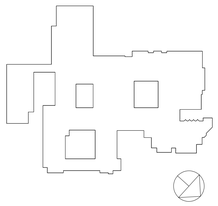

Geddis Architects
Architecture. Planning. Interiors
71 Old Post Road
P.O. Box 1020
Southport, CT 06890
(203) 256-8700

Fielding International
Transforming Education by Design
259 Water Street Suite 1L
Warren , RI 02885 USA
+1 401-289-2789

BARILE GALLAGHER & ASSOCIATES
CONSULTING ENGINEERS
39 MARBLE AVE PLEASANTVILLE, NY 10570
914.328.6060 GENERAL@BGA-ENG.com www.BGA-ENG.com

Construction Manager
SAVIN ENGINEERS, P.C.
3 Campus Drive
Pleasantville, NY 10570
914-769-3200

Structural Engineer
ODEH ENGINEERS
1223 Mineral Spring Ave
North Providence, RI 02904
401-724-1771

Civil Engineer
WESTON & SAMPSON
1 Winners Circle, Suite 130
Albany, NY 12205
518-463-4400

Acoustic Consultant
DP DESIGN
12 Cold Spring Street
Providence, RI
401-861-3218

SED #: 6618-0001-0005-032

PROJECT

Rye City School District

555 Theodore Fremd Ave, Rye, NY 10580

Rye High School & Middle School

1 Parsons Street, Rye, New York 10580

HIGH SCHOOL & MIDDLE SCHOOL DETAILS

SEAL & SIGNATURE

DATE:	11/07/19
PROJECT No:	9200
DRAWING BY:	BGA
CHK BY:	BGA
DWG No:	H2-403

REMOVAL NOTES

1. REMOVE ALL PLUMBING FIXTURES, EQUIPMENT, SPECIALTIES, DRAINS, CONTROLS, HANGERS, BASES, SUPPORTS, PIPING, VALVES, TUBING AND PLUMBING ACCESSORIES THAT ARE NOT INCORPORATED IN THE NEW LAYOUT.
2. WHERE REMOVAL IS INDICATED OR IMPLIED OR NOT INCORPORATED IN THE NEW LAYOUT, THE ITEM ITSELF IS TO BE REMOVED COMPLETELY TOGETHER WITH ALL CONNECTING PIPING, SPECIALTIES, SUPPORTS, CONTROLS, ETC. CONNECTING PIPING IS TO BE REMOVED BACK TO MAINS WHERE THE ARE TO BE CAPPED OR DISCONNECTED. THIS INCLUDES ALL GAS, SANITARY, VENT, WATER, ACID WASTE AND PUMP DISCHARGE PIPING. REFER TO DIVISION I OF SPECIFICATION FOR CUTTING AND PATCHING REQUIREMENTS.
3. WHERE EXISTING PIPING ENTERS INACCESSIBLE TRENCHES, TUNNELS, SHAFTS, WALLS AND CEILINGS INSIDE THE EXISTING BUILDING, IT SHALL BE CUT BACK AT LEAST 2" INTO SUCH INACCESSIBLE SPACES AND SHALL BE SUITABLY CAPPED AND SEALED BY THE CONTRACTOR.
4. THE CONTRACTOR SHALL EXERCISE NORMAL CAUTION TO PREVENT UNNECESSARY CUTTING AND DAMAGE TO THE EXISTING BUILDING. ANY EXCESSIVE DAMAGE AS DETERMINED BY THE OWNER SHALL BE REPAIRED AND PAID FOR BY THE CONTRACTOR CAUSING THE DAMAGE.
5. ALL DEMOLISHED EQUIPMENT ETC. EXCEPT THOSE ITEMS SPECIFICALLY REQUESTED BY THE OWNER SHALL BECOME THE CONTRACTORS PROPERTY, SHALL BE REMOVED FROM THE PREMISES, AND DISPOSED OF LEGALLY.

PLUMBING FIXTURE SCHEDULE

MARK	DESCRIPTION	BRANCH SIZE W	V	H	C
A1	WALL MOUNTED WATER CLOSET	4"	2"	–	1"
A2	WALL MOUNTED WATER CLOSET (HANDICAPPED)	4"	2"	–	1"
A3	FLOOR MOUNTED WATER CLOSET	4"	2"	–	1"
B1	SINGLE WALL MOUNTED LAVATORY (HANDICAPPED)	2"	1-1/2"	3/4"	3/4"
B2	DOUBLE WALL MOUNTED LAVATORY (HANDICAPPED)	2"	1-1/2"	3/4"	3/4"
B3	TRIPLE WALL MOUNTED LAVATORY (HANDICAPPED)	2"	1-1/2"	3/4"	3/4"
B4	COUNTER MOUNTED CLASSROOM SINK	2"	1-1/2"	3/4"	3/4"
C	URINAL	3"	2"	3/4"	3/4"
D	WATER COOLER	2"	1-1/2"	3/4"	3/4"
E	EYE WASH	–	–	–	–
R	EXISTING FIXTURE TO REMAIN	–	–	–	–
X	EXISTING FIXTURE TO BE REMOVED	–	–	–	–

LEGEND

	EXISTING PIPING, FIXTURES, ETC. TO REMAIN		PLUMBING FIXTURE IDENTIFICATION
	EXISTING PIPING, FIXTURES, ETC. TO BE REMOVED		POINT OF DISCONNECTION
	NEW PIPING, FIXTURES, ETC.		POINT OF CONNECTION, NEW TO EXISTING
	COLD WATER PIPING	P.C.	PLUMBING CONTRACTOR
	HOT WATER PIPING	G.C.	GENERAL CONTRACTOR
	HOT WATER RETURN PIPING	HVAC	HVAC CONTRACTOR
	PLUMBING VENT PIPING	VTR	VENT THRU ROOF
SAN	SANITARY PIPING	FAI	FRESH AIR INTAKE
SAN	SANITARY PIPING (UNDERGROUND)	FD	FLOOR DRAIN
ST	STORM PIPING	PRV	PRESSURE REDUCING VALVE
ST	STORM PIPING (UNDERGROUND)		
EG	EXISTING GAS PIPING		
	FLOW DIRECTION WITHIN PIPE		
	CLEANOUT		
	CLEANOUT DECK PLATE		
	GATE VALVE		
	COMBINATION BALANCING & SHUT-OFF VALVE		
	OS & Y VALVE		
	CHECK VALVE		
	GAS SHUT OFF COCK		
	PIPE CONNS. (BOTTOM; TOP 45 OR 90; PIPE UP)		

PART PLAN, DETAIL, SECTION NUMBER
DRAWING NUMBER
SECTION IDENTIFICATION

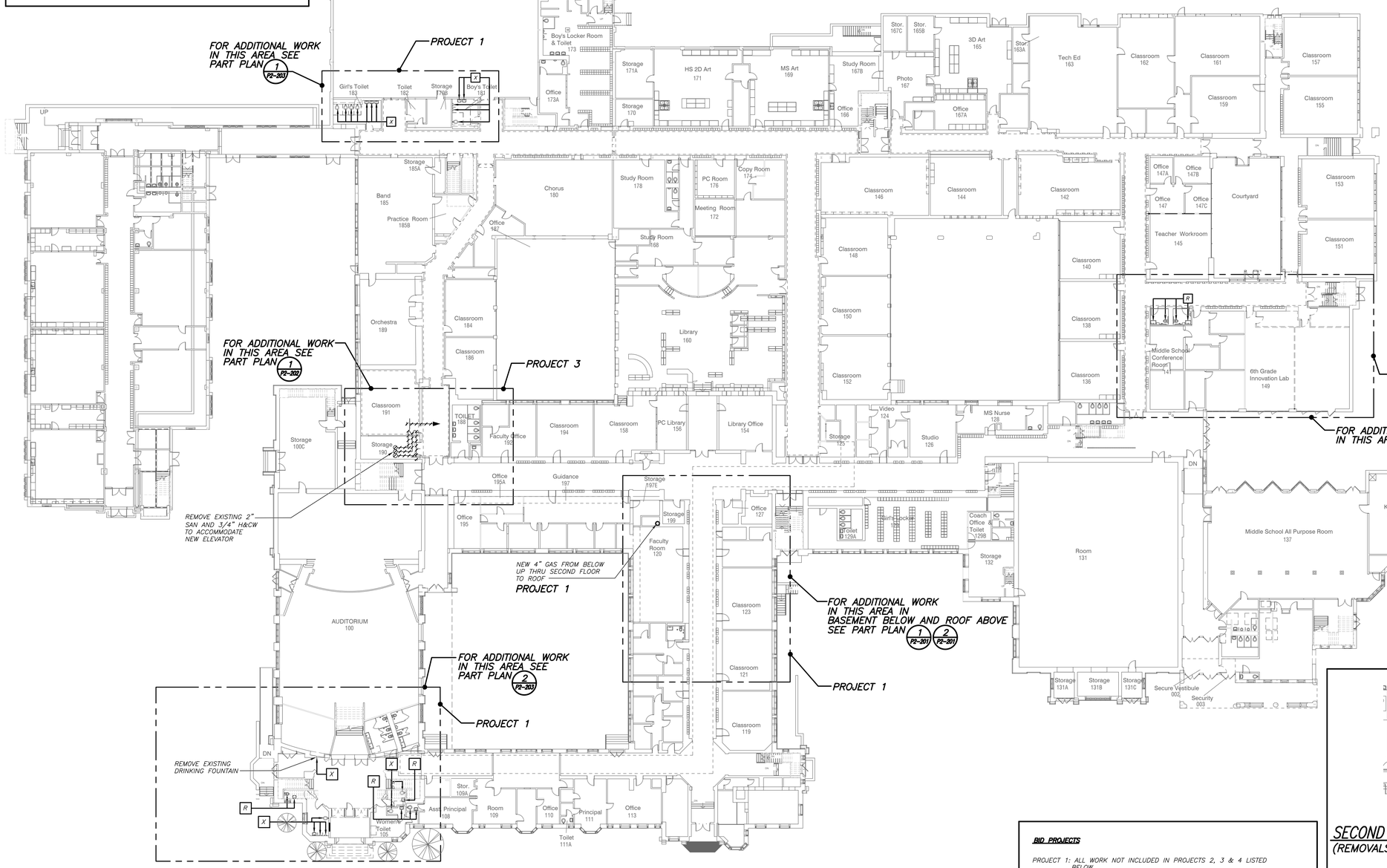

FIRST FLOOR PLAN (1 / P2-101)
(REMOVALS) (PROJECT 1, 2 & 3)
0 5' 10' 20' 40'
1 inch=20 foot

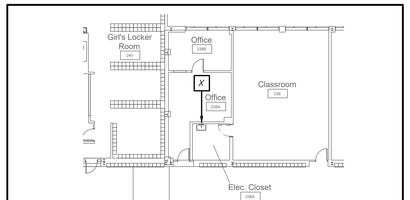

SECOND FLOOR PLAN (2 / P2-101)
(REMOVALS) (PROJECT 1)
0 16' 32'
1/16 inch=1 foot

BID PROJECTS

PROJECT 1: ALL WORK NOT INCLUDED IN PROJECTS 2, 3 & 4 LISTED BELOW.

PROJECT 2: MIDDLE SCHOOL I-LAB AND UPGRADE TO 2ND FLOOR MECHANICAL ROOM INCLUDING 1ST FLOOR GUIDANCE CEILING WORK

PROJECT 3: NEW ELEVATOR AND 3RD FLOOR LEARNING COMMONS

PROJECT 4: MIDDLE SCHOOL MASONRY RESTORATION AND ROOF REPLACEMENT

ALTERNATE 4A: MIDDLE SCHOOL MASONRY RESTORATIONS – TOWER VENEER REPLACEMENT AND NEW WINDOWS

IN ALL AREAS WHERE CEILINGS ARE NOT BEING REPLACED, REMOVE TILES AND GRID AS REQUIRED TO PERFORM WORK AND REINSTALL FOR "AS NEW" CONDITION.

BEFORE FABRICATION THIS CONTRACTOR SHALL VERIFY ALL MEASUREMENTS AND CONDITIONS ON JOB AND COORDINATE HIS WORK WITH THE WORK OF ALL OTHER CONTRACTORS

Revision Schedule

No.	Description	Date
1	SED Submission	09/15/2020
2	SED Submission Addendum#1	01/08/2021
3	ISSUED FOR BID	01/19/2021

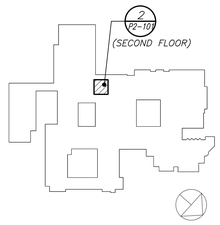

Geddis Architects
Architecture. Planning. Interiors
71 Old Post Road
P.O. Box 1020
Southport, CT 06890
(203) 256-8700

Fielding International
Transforming Education by Design
259 Water Street Suite 1L
Warren , RI 02885 USA
+1 401-289-2789

BARILE GALLAGHER & ASSOCIATES
CONSULTING ENGINEERS
39 MARBLE AVE PLEASANTVILLE, NY 10570
914.328.6060 GENERAL@BGA-ENG.com www.BGA-ENG.com

Construction Manager
SAVIN ENGINEERS, P.C.
3 Campus Drive
Pleasantville, NY 10570
914-769-3200

Structural Engineer
ODEH ENGINEERS
1223 Mineral Spring Ave
North Providence, RI 02904
401-724-1771

Civil Engineer
WESTON & SAMPSON
1 Winners Circle, Suite 130
Albany, NY 12205
518-463-4400

Acoustic Consultant
DP DESIGN
12 Cold Spring Street
Providence, RI
401-861-3218

SED #: 6618-0001-0005-032

PROJECT
Rye City School District
555 Theodore Fremd Ave, Rye, NY 10580

Rye High School & Middle School

1 Parsons Street, Rye, New York 10580

HIGH SCHOOL & MIDDLE SCHOOL
LEGEND,SCHEDULE, NOTES, FIRST AND SECOND FLOOR PLANS
PROJECTS 1, 2 & 3

SEAL & SIGNATURE

DATE:	11/07/19
PROJECT No:	9200
DRAWING BY:	BGA
CHK BY:	BGA
DWG No:	P2-101

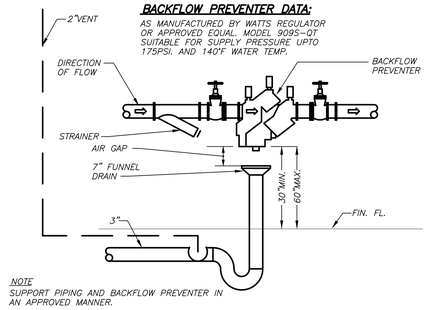

BACKFLOW PREVENTER DATA:
AS MANUFACTURED BY WATTS REGULATOR OR APPROVED EQUAL. MODEL 909S-QT SUITABLE FOR SUPPLY PRESSURE UPTO 175PSI. AND 140°F WATER TEMP.

BOILER WATER MAKE-UP BACKFLOW PREVENTER DETAIL

3 / P2-201 — NO SCALE

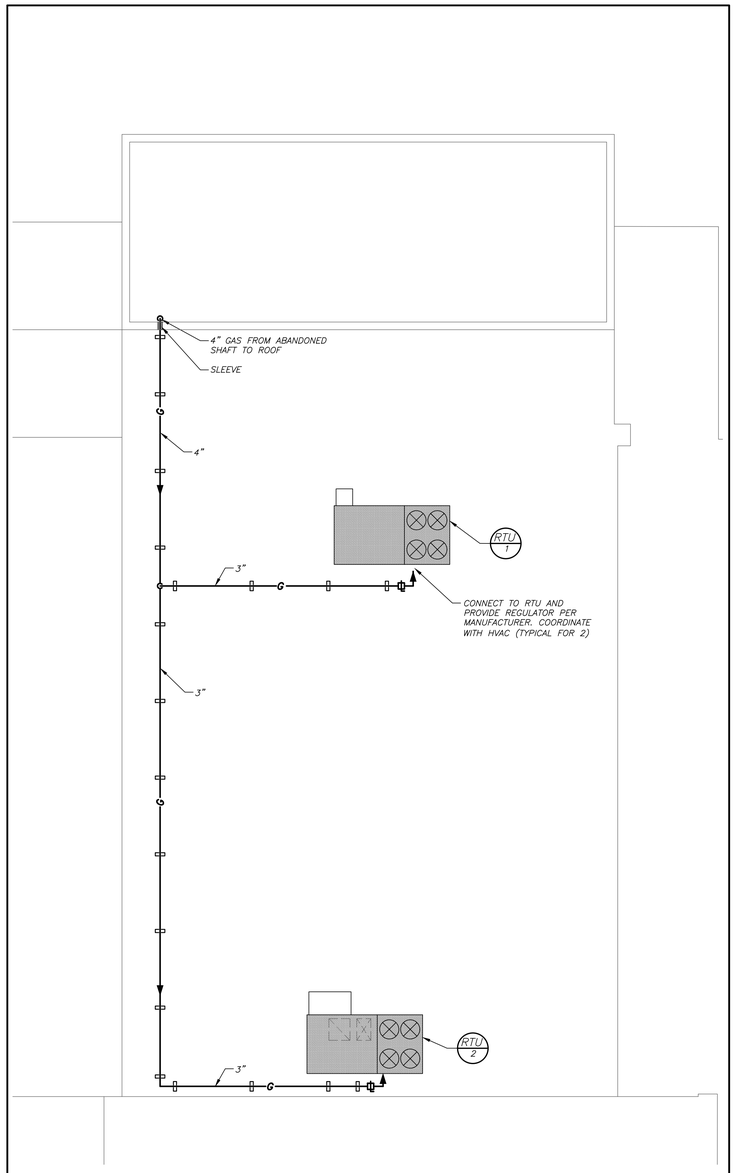

PART ROOF PLAN (NEW WORK) (PROJECT 1)

2 / P2-201 — 0, 8', 16' — 1/8 inch=1 foot

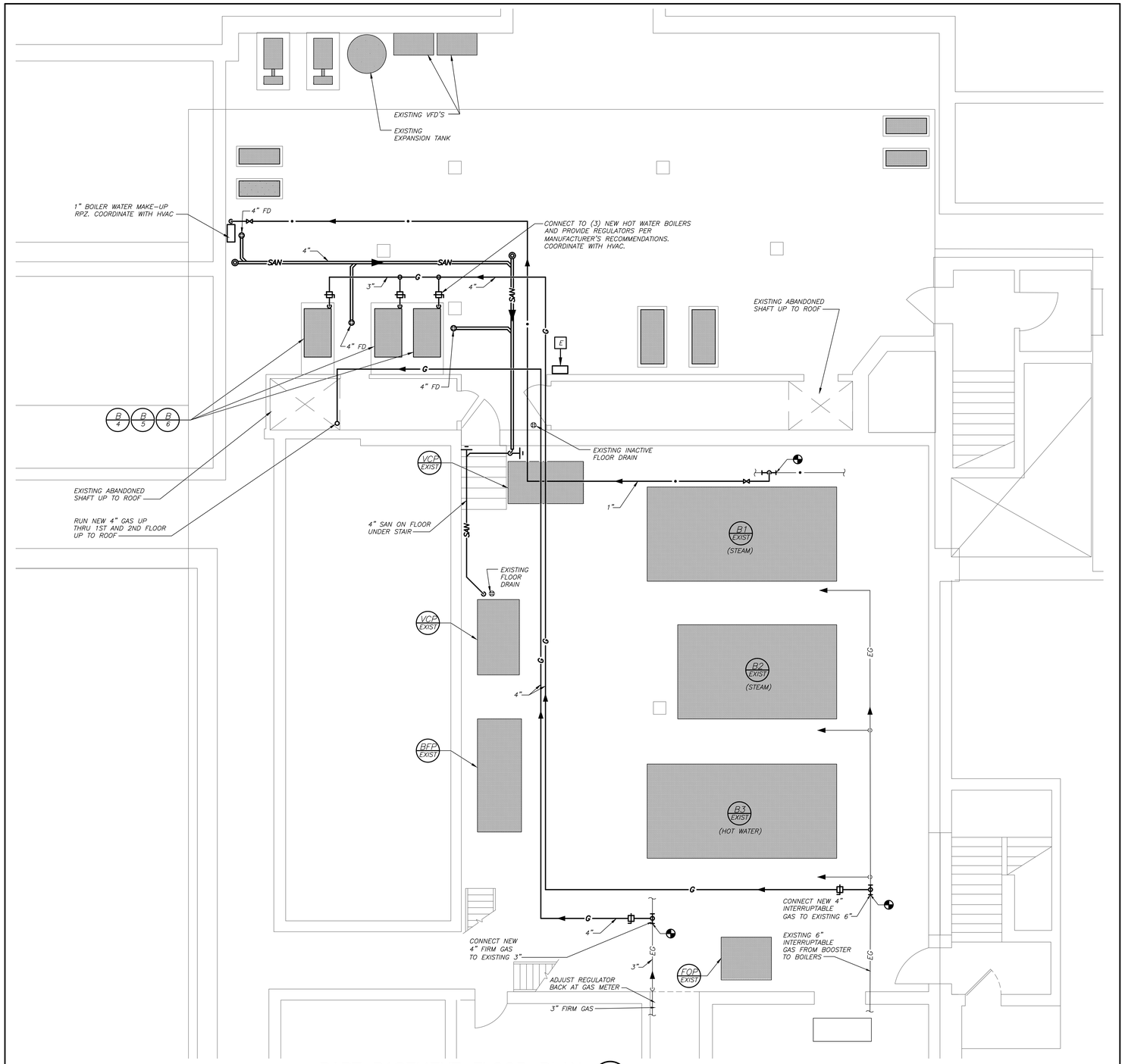

PART BASEMENT FLOOR PLAN (NEW WORK) (PROJECT 1)

1 / P2-201 — 0, 4', 8' — 1/4 inch=1 foot

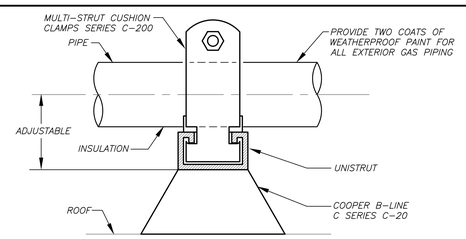

PIPING SUPPORT AT ROOF DETAIL

4 / P2-201

BEFORE FABRICATION THIS CONTRACTOR SHALL VERIFY ALL MEASUREMENTS AND CONDITIONS ON JOB AND COORDINATE HIS WORK WITH THE WORK OF ALL OTHER CONTRACTORS

Revision Schedule

No.	Description	Date
1	SED Submission	09/15/2020
2	SED Submission Addendum#1	01/08/2021
3	ISSUED FOR BID	01/19/2021

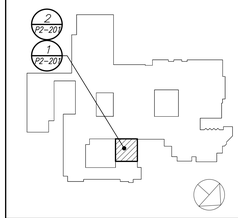

Geddis Architects
Architecture. Planning. Interiors
71 Old Post Road
P.O. Box 1020
Southport, CT 06890
(203) 256-8700

Fielding International
Transforming Education by Design
259 Water Street Suite 1L
Warren , RI 02885 USA
+1 401-289-2789

BARILE GALLAGHER & ASSOCIATES
CONSULTING ENGINEERS
39 MARBLE AVE PLEASANTVILLE, NY 10570
914.328.6060 GENERAL@BGA-ENG.com www.BGA-ENG.com

Construction Manager
SAVIN ENGINEERS, P.C.
3 Campus Drive
Pleasantville, NY 10570
914-769-3200

Structural Engineer
ODEH ENGINEERS
1223 Mineral Spring Ave
North Providence, RI 02904
401-724-1771

Civil Engineer
WESTON & SAMPSON
1 Winners Circle, Suite 130
Albany, NY 12205
518-463-4400

Acoustic Consultant
DP DESIGN
12 Cold Spring Street
Providence, RI
401-861-3218

SED #: 6618-0001-0005-032

PROJECT
Rye City School District
555 Theodore Fremd Ave, Rye, NY 10580

Rye High School & Middle School

1 Parsons Street, Rye, New York 10580

HIGH SCHOOL & MIDDLE SCHOOL
PART BASEMENT FLOOR PLAN, ROOF PLAN AND DETAILS
PROJECT 1

SEAL & SIGNATURE

DATE:	11/07/19
PROJECT No:	9200
DRAWING BY:	BGA
CHK BY:	BGA
DWG No:	P2-201

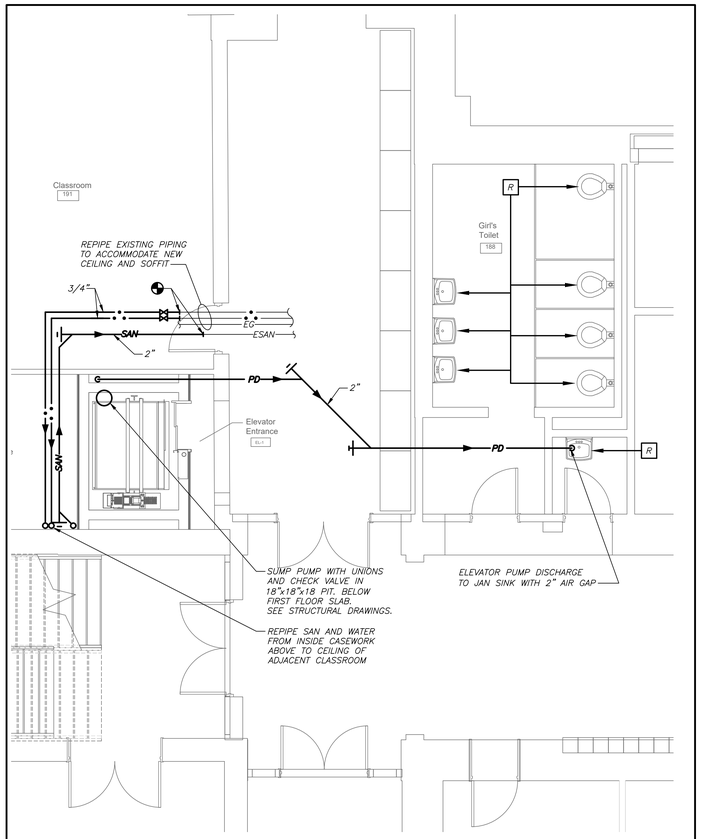

PART FIRST FLOOR PLAN (1 / P2-202)
(NEW WORK) (PROJECT 3)
0 4' 8'
1/4 inch=1 foot

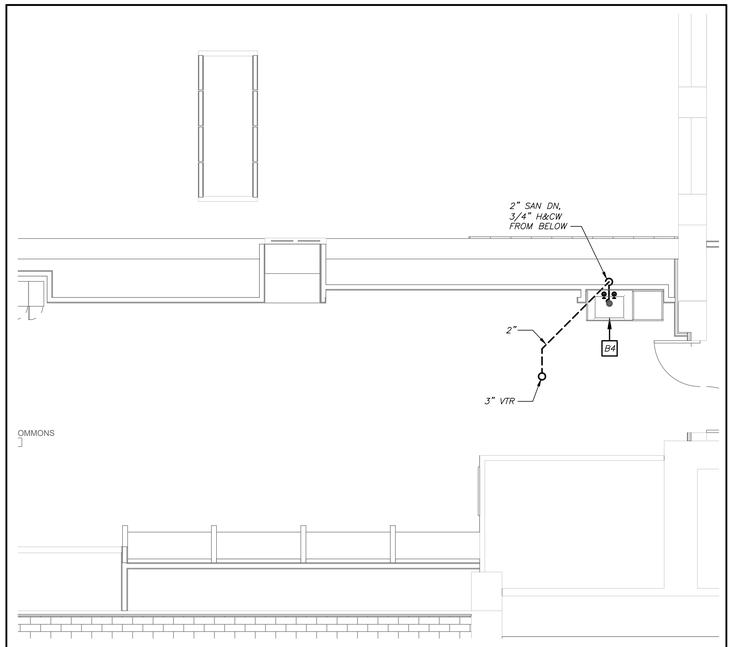

PART THIRD FLOOR PLAN (3 / P2-202)
(NEW WORK) (PROJECT 3)
0 4' 8'
1/4 inch=1 foot

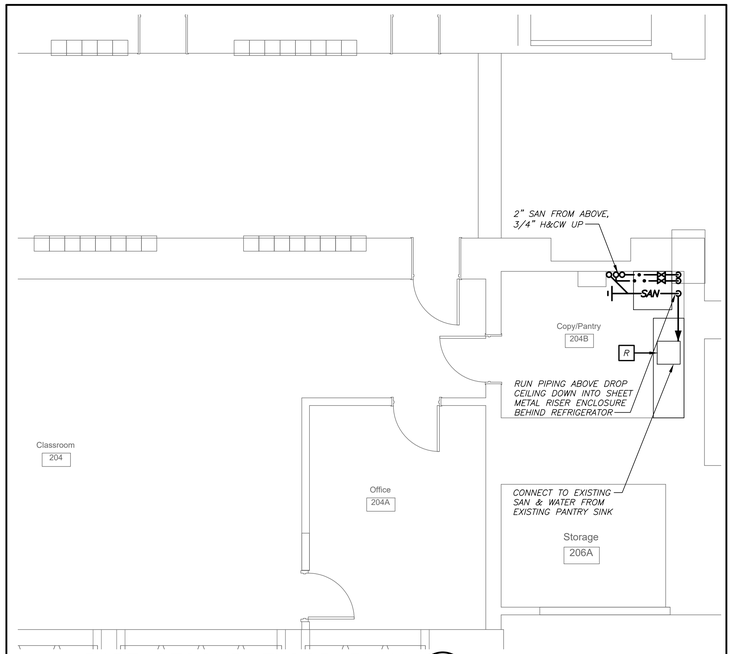

PART SECOND FLOOR PLAN (2 / P2-202)
(NEW WORK) (PROJECT 3)
0 4' 8'
1/4 inch=1 foot

BEFORE FABRICATION THIS CONTRACTOR SHALL VERIFY ALL MEASUREMENTS AND CONDITIONS ON JOB AND COORDINATE HIS WORK WITH THE WORK OF ALL OTHER CONTRACTORS

Revision Schedule

No.	Description	Date
1	SED Submission	09/15/2020
2	SED Submission Addendum#1	01/08/2021
3	ISSUED FOR BID	01/19/2021

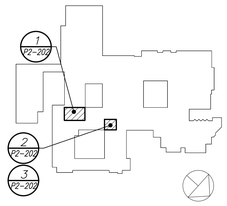

Geddis Architects
Architecture. Planning. Interiors
71 Old Post Road
P.O. Box 1020
Southport, CT 06890
(203) 256-8700

Fielding International
Transforming Education by Design
259 Water Street Suite 1L
Warren , RI 02885 USA
+1 401-289-2789

BARILE GALLAGHER & ASSOCIATES
CONSULTING ENGINEERS
39 MARBLE AVE PLEASANTVILLE, NY 10570
914.328.6060 GENERAL@BGA-ENG.com www.BGA-ENG.com

Construction Manager
SAVIN ENGINEERS, P.C.
3 Campus Drive
Pleasantville, NY 10570
914-769-3200

Structural Engineer
ODEH ENGINEERS
1223 Mineral Spring Ave
North Providence, RI 02904
401-724-1771

Civil Engineer
WESTON & SAMPSON
1 Winners Circle, Suite 130
Albany, NY 12205
518-463-4400

Acoustic Consultant
DP DESIGN
12 Cold Spring Street
Providence, RI
401-861-3218

SED #: 6618-0001-0005-032

PROJECT
Rye City School District
555 Theodore Fremd Ave, Rye, NY 10580

Rye High School & Middle School
1 Parsons Street, Rye, New York 10580

HIGH SCHOOL & MIDDLE SCHOOL
FIRST , SECOND AND THIRD FLOOR PLANS

PROJECT 3

SEAL & SIGNATURE

DATE:	11/07/19
PROJECT No:	9200
DRAWING BY:	BGA
CHK BY:	BGA
DWG No:	P2-202

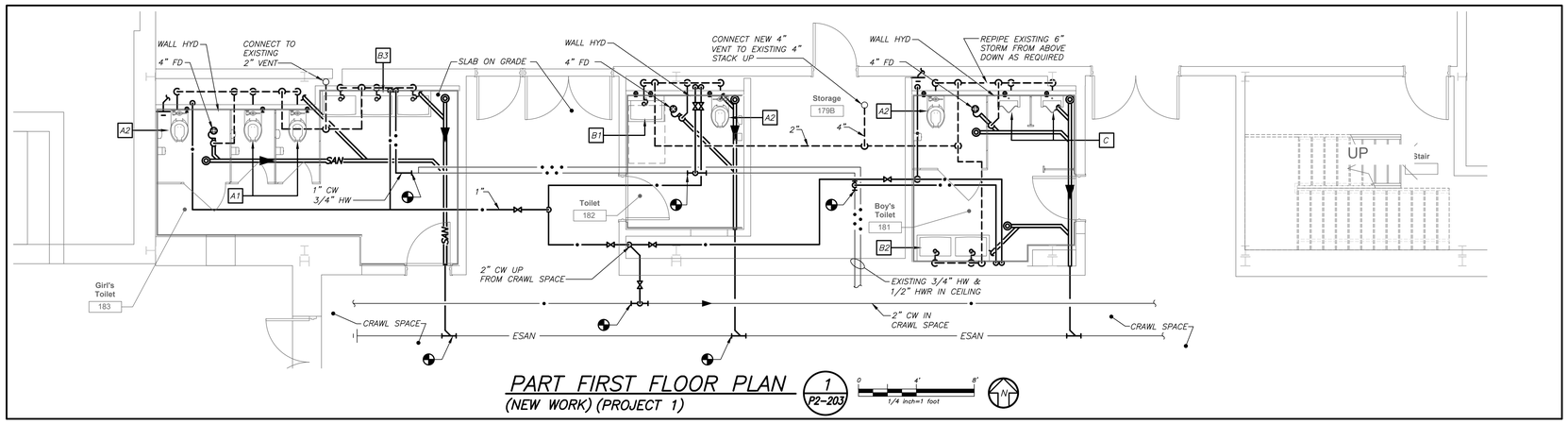

PART FIRST FLOOR PLAN

(NEW WORK) (PROJECT 1)

1 P2-203

0 4' 8'

1/4 inch=1 foot

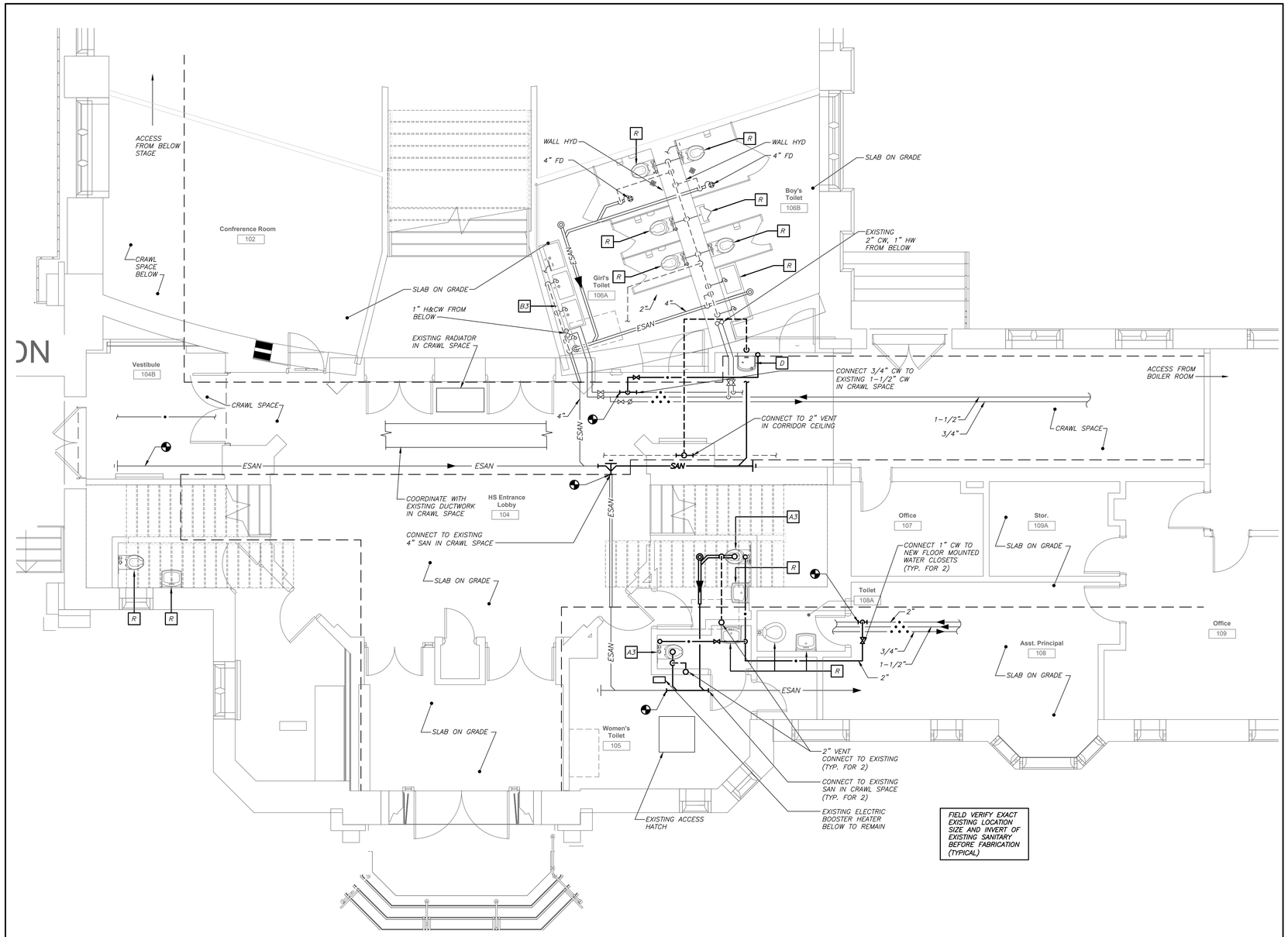

FIELD VERIFY EXACT EXISTING LOCATION SIZE AND INVERT OF EXISTING SANITARY BEFORE FABRICATION (TYPICAL)

PART FIRST FLOOR PLAN

(NEW WORK) (PROJECT 1)

2 P2-203

0 4' 8'

1/4 inch=1 foot

BEFORE FABRICATION THIS CONTRACTOR SHALL VERIFY ALL MEASUREMENTS AND CONDITIONS ON JOB AND COORDINATE HIS WORK WITH THE WORK OF ALL OTHER CONTRACTORS

Revision Schedule

No.	Description	Date
1	SED Submission	09/15/2020
2	SED Submission Addendum#1	01/08/2021
3	ISSUED FOR BID	01/19/2021

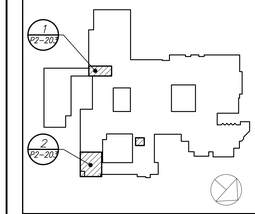

Geddis Architects

Architecture. Planning. Interiors

71 Old Post Road
P.O. Box 1020
Southport, CT 06890
(203) 256-8700

Fielding International

Transforming Education by Design

259 Water Street Suite 1L
Warren , RI 02885 USA
+1 401-289-2789

BARILE GALLAGHER & ASSOCIATES

CONSULTING ENGINEERS
39 MARBLE AVE PLEASANTVILLE, NY 10570
914.328.6060 GENERAL@BGA-ENG.com www.BGA-ENG.com

Construction Manager
SAVIN ENGINEERS, P.C.
3 Campus Drive
Pleasantville, NY 10570
914-769-3200

Structural Engineer
ODEH ENGINEERS
1223 Mineral Spring Ave
North Providence, RI 02904
401-724-1771

Civil Engineer
WESTON & SAMPSON
1 Winners Circle, Suite 130
Albany, NY 12205
518-463-4400

Acoustic Consultant
DP DESIGN
12 Cold Spring Street
Providence, RI
401-861-3218

SED #: 6618-0001-0005-032

PROJECT

Rye City School District

555 Theodore Fremd Ave, Rye, NY 10580

Rye High School & Middle School

1 Parsons Street, Rye, New York 10580

HIGH SCHOOL & MIDDLE SCHOOL
FIRST FLOOR PART PLANS

PROJECT 1

SEAL & SIGNATURE

DATE:	11/07/19
PROJECT No:	9200
DRAWING BY:	BGA
CHK BY:	BGA
DWG No:	P2-203

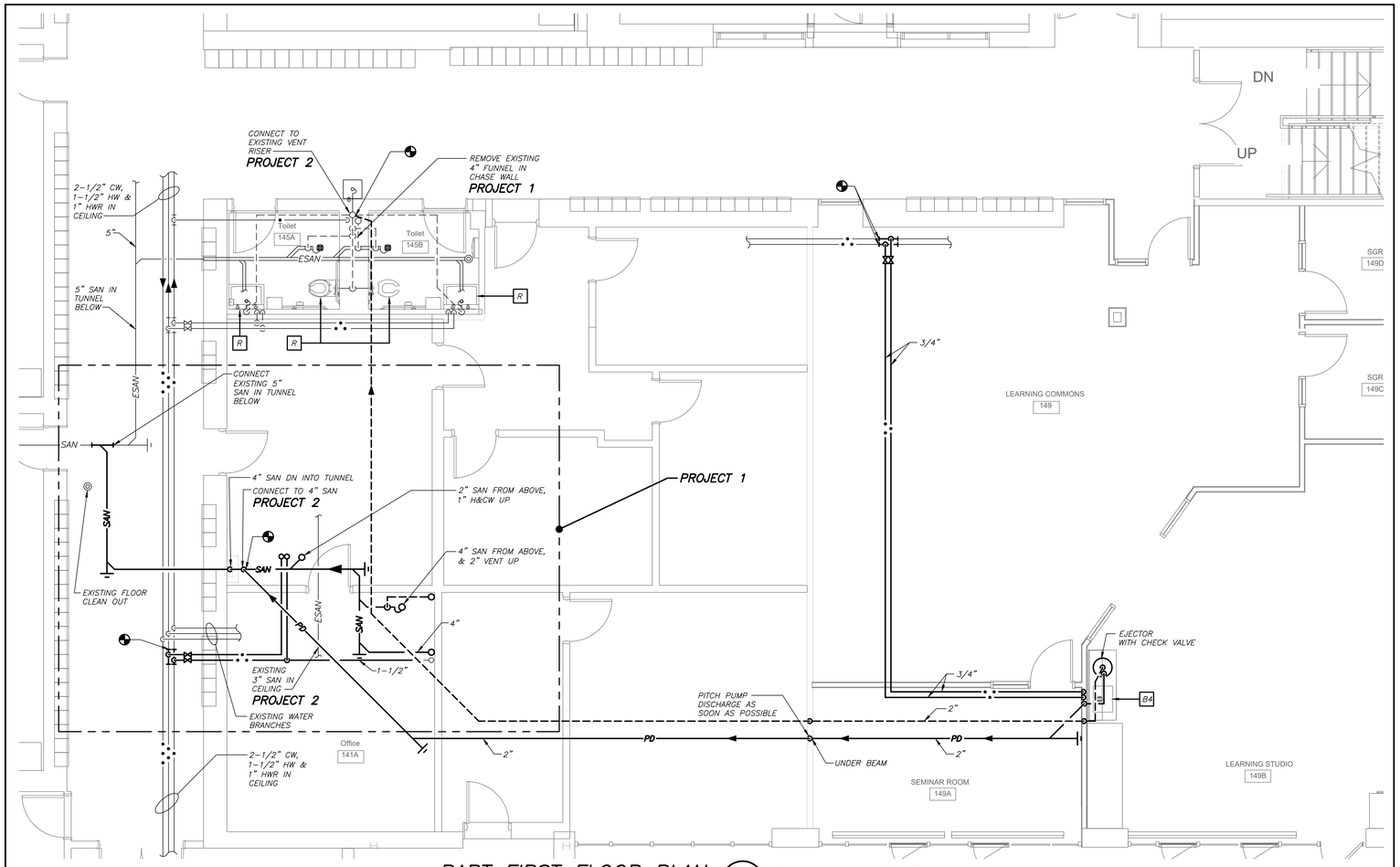

PART FIRST FLOOR PLAN (1 / P2-204)
(NEW WORK) (PROJECT 1 & 2)
1/4 inch=1 foot

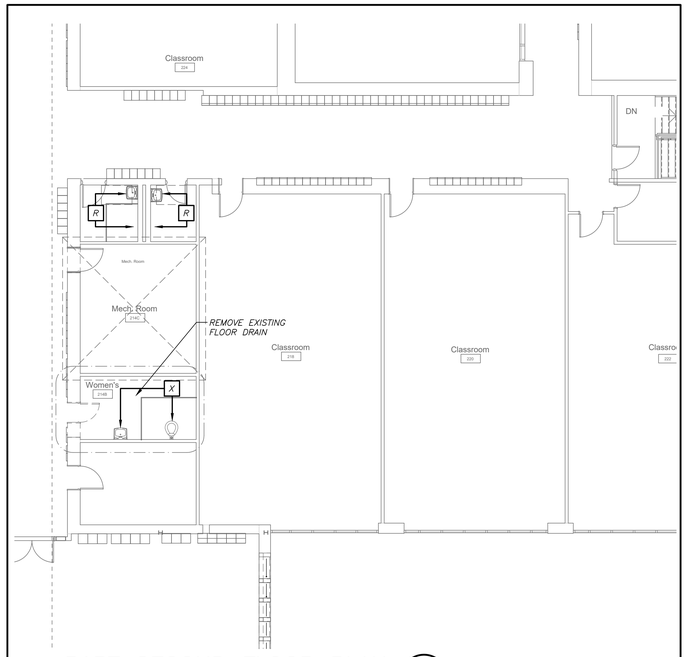

PART SECOND FLOOR PLAN (3 / P2-204)
(REMOVALS) (PROJECT 1)
1/8 inch=1 foot

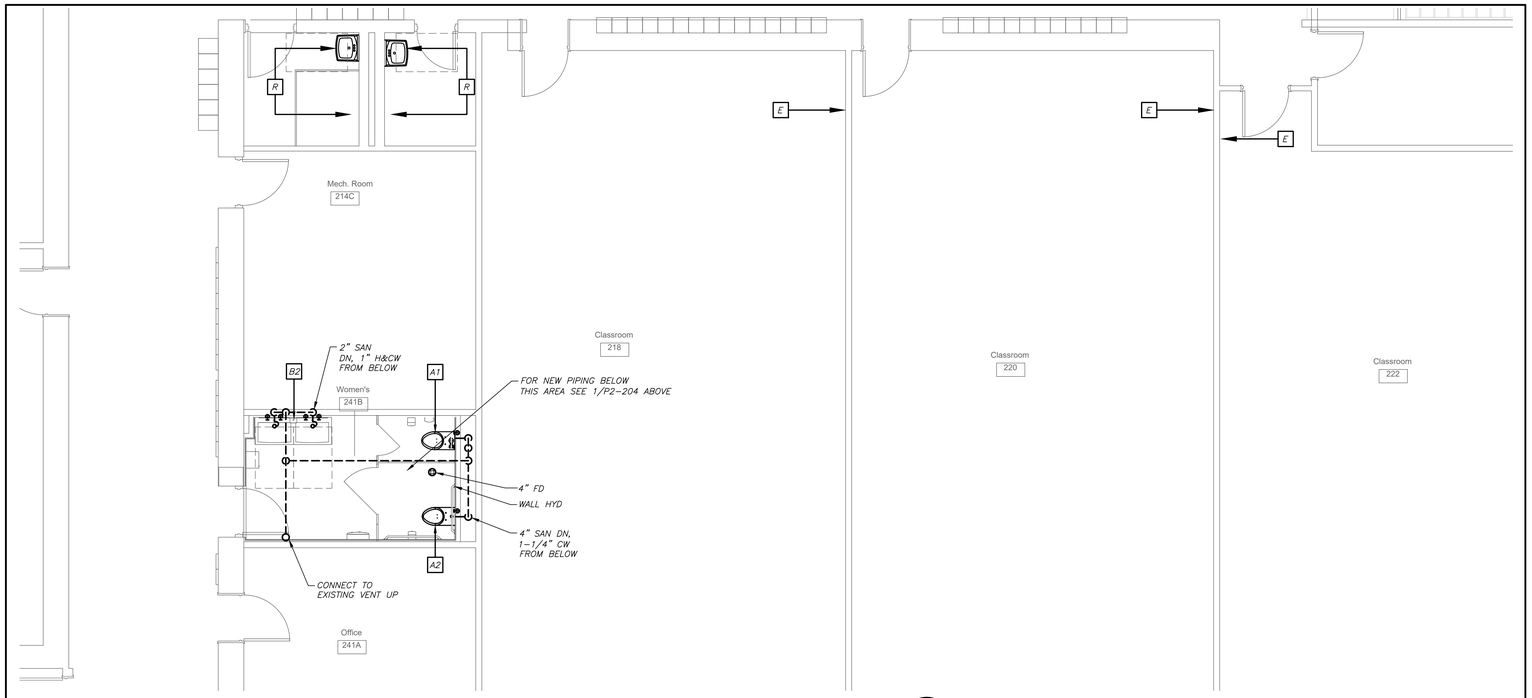

PART SECOND FLOOR PLAN (2 / P2-204)
(NEW WORK) (PROJECT 1)
1/4 inch=1 foot

BEFORE FABRICATION THIS CONTRACTOR SHALL VERIFY ALL MEASUREMENTS AND CONDITIONS ON JOB AND COORDINATE HIS WORK WITH THE WORK OF ALL OTHER CONTRACTORS

DBE: TAB: Layout1 – Y:\RYE CITY SD\Rye CSD – 2019 Bond – Phase 2 (1937.00)\Drawings\Plumbing\193700P-204-MHS.dwg – DATE: Jan 15, 2021 – 2:03pm

Revision Schedule

No.	Description	Date
1	SED Submission	09/15/2020
2	SED Submission Addendum#1	01/08/2021
3	ISSUED FOR BID	01/19/2021

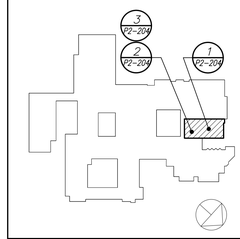

Geddis Architects
Architecture. Planning. Interiors
71 Old Post Road
P.O. Box 1020
Southport, CT 06890
(203) 256-8700

Fielding International
Transforming Education by Design
259 Water Street Suite 1L
Warren , RI 02885 USA
+1 401-289-2789

BARILE GALLAGHER & ASSOCIATES
CONSULTING ENGINEERS
39 MARBLE AVE PLEASANTVILLE, NY 10570
914.328.6060 GENERAL@BGA-ENG.com www.BGA-ENG.com

Construction Manager
SAVIN ENGINEERS, P.C.
3 Campus Drive
Pleasantville, NY 10570
914-769-3200

Structural Engineer
ODEH ENGINEERS
1223 Mineral Spring Ave
North Providence, RI 02904
401-724-1771

Civil Engineer
WESTON & SAMPSON
1 Winners Circle, Suite 130
Albany, NY 12205
518-463-4400

Acoustic Consultant
DP DESIGN
12 Cold Spring Street
Providence, RI
401-861-3218

SED #: 6618-0001-0005-032

PROJECT
Rye City School District
555 Theodore Fremd Ave, Rye, NY 10580

Rye High School & Middle School
1 Parsons Street, Rye, New York 10580

HIGH SCHOOL & MIDDLE SCHOOL
FIRST AND SECOND FLOOR PLANS

PROJECT 1 & 2

SEAL & SIGNATURE

DATE:	11/07/19
PROJECT No:	9200
DRAWING BY:	BGA
CHK BY:	BGA
DWG No:	P2-204

GENERAL NOTES

1. DRAWINGS ARE DIAGRAMMATIC AND INDICATE THE GENERAL ARRANGEMENT OF SYSTEMS AND WORK. CONTRACTOR SHALL FURNISH ALL NECESSARY OUTLETS, SUPPORTS, FITTINGS AND ACCESSORIES TO FULFILL APPLICABLE CODES, REGULATIONS, BUILDING STANDARDS AND THE BEST PRACTICES OF THE TRADE FOR FIRST CLASS ELECTRICAL INSTALLATION.
2. THE DRAWINGS INDICATE SIZE AND GENERAL LOCATION OF WORK. SCALED DIMENSIONS SHALL NOT BE USED. THE EXACT LOCATION AND ELEVATION OF ALL ELECTRICAL EQUIPMENT SHALL BE COORDINATED IN FIELD WITH RESPECTIVE CONTRACTOR/OWNER.
3. WHERE PANELBOARDS, SWITCHES, CIRCUIT BREAKERS, ETC. ARE EXISTING AND TO BE REUSED THE CONTRACTOR SHALL CLEAN AND REFURBISH THE EQUIPMENT. THIS SHALL INCLUDE TIGHTENING ALL CONNECTIONS, REPLACING DEFECTIVE MECHANISMS AND PROVIDING ALL REQUIRED AND NECESSARY MISCELLANEOUS COMPONENTS SO THAT THE EQUIPMENT SHALL BE IN PERFECT WORKING ORDER.
4. THE CONTRACTOR SHALL COORDINATE WITH THE OWNER PRIOR TO SUBMISSION OF BID TO DETERMINE WHAT WORK MUST BE PERFORMED AFTER NORMAL BUSINESS HOURS. UNLESS OTHERWISE DIRECTED ANY NOISY WORK (CHOPPING, CORE DRILLING, HAMMERING, ETC.) AND BUILDING POWER INTERRUPTIONS SHALL BE PERFORMED OUTSIDE OF NORMAL BUSINESS HOURS. CONFIRM NORMAL BUSINESS HOURS WITH BUILDING OWNER. NO ADDITIONAL COST WILL BE CHARGED TO OWNER FOR WORK PERFORMED OUTSIDE NORMAL BUSINESS HOURS.
5. ALL WORK WHERE SHOWN WITH DARK/SOLID LINES ON THE DRAWINGS IS NEW UNLESS OTHERWISE NOTED. WHERE SHOWN WITH DASHED LINES WITH LETTER (E) IS EXISTING TO REMAIN, WITH LETTER (R) IS EXISTING TO BE REMOVED, WITH LETTER (ER) IS EXISTING RELOCATED, WITH LETTER (RN) IS EXISTING TO BE REPLACED WITH NEW AND WITH LETTER (RR) IS EXISTING TO BE REMOVED AND RELOCATED.
6. CIRCUIT NUMBERS TO EXISTING PANELS ARE SHOWN FOR INTENT ONLY. ACTUAL CIRCUIT NUMBERS TO BE USED SHALL BE AS PER FIELD CONDITIONS BY UTILIZING SPARE CIRCUITS, BREAKERS OR SPACES IN EXISTING PANEL, SIZE AS INDICATED ON THE PLANS. THE ELECTRICAL CONTRACTOR SHALL BALANCE LOAD OF CIRCUITS EVENLY ON ALL PHASES.
7. FEEDERS AND BRANCH CIRCUITRY SHALL BE RUN IN MINIMUM 3/4" CONDUIT UNLESS OTHERWISE NOTED. FINAL CONNECTIONS TO MOTORS MAY BE MADE WITH FLEXIBLE METALLIC CONDUIT (NO LONGER THAN 18"). IN UNFINISHED AREAS CONDUIT SHALL BE RUN EXPOSED AND IN FINISHED AREAS CONDUIT SHALL BE RUN CONCEALED.
8. PROVIDE PANEL NAME PLATE MADE OF BLACK LAMINATED PLASTIC WITH WHITE ENGRAVED LETTERING AND TYPE WRITTEN DIRECTORY FOR ALL NEW AND EXISTING PANELS BEING USED FOR THIS PROJECT.
9. ALL CONDUCTORS SHALL BE COPPER, TYPE THHN/THWN INSULATED. ALL CONDUCTORS SHALL HAVE 600 VOLT RATED INSULATION UNLESS OTHERWISE NOTED.
10. PROVIDE LOCK-ON CIRCUIT BREAKERS FOR CIRCUITS SERVING EXIT SIGN FIXTURES AND EMERGENCY BATTERY PACK FIXTURES.
11. REFER TO ARCHITECT'S REFLECTED CEILING PLAN FOR EXACT LOCATION OF ALL CEILING MOUNTED LIGHTING FIXTURES AND OTHER CEILING INSTALLED ITEMS.
12. THE USE OF FLEXIBLE CONDUIT FROM LIGHTING FIXTURES TO JUNCTION BOX IS PERMITTED ONLY WHEN A SEPARATE GROUND WIRE IS INSTALLED WITH THE CONDUCTORS INSIDE FLEXIBLE CONDUIT. THE GROUND WIRE MUST BOND THE FIXTURE HOUSING TO THE JUNCTION BOX. MAXIMUM LENGTH 6'-0".
13. EXACT LOCATION AND MOUNTING HEIGHTS OF ALL DEVICES SHALL BE COORDINATED WITH THE ARCHITECT PRIOR TO THE INSTALLATION.
14. WALL MOUNTED EQUIPMENT (SWITCHES, RECEPTACLES, ETC.,) SHALL BE SURFACE MOUNTED IN UNFINISHED AREAS AND ON EXISTING CONCRETE BLOCK WALLS AND FLUSH MOUNTED IN NEW WALLS/PARTITIONS.
15. CONDUIT RUNS SHALL BE PARALLEL WITH OR AT RIGHT ANGLES TO WALLS AND CEILINGS. CONDUIT SHALL BE SUPPORTED BY APPROVED MEANS. SUPPORTS FOR HORIZONTAL RUNS OF CONDUIT SHALL NOT EXCEED SEVEN FEET ON CENTERS.
16. PROVIDE PULL BOXES, JUNCTION BOXES, CONDUIT ELBOWS AND OFFSETS TO SUIT FIELD CONDITIONS AND THE NATIONAL ELECTRICAL CODE.
17. CONTRACTOR SHALL COORDINATE WITH THE FIRE DEPARTMENT AND F.A. VENDOR BEFORE PROCEEDING WITH WORK INVOLVING FIRE ALARM SYSTEM.
18. ALL EMPTY CONDUIT SHALL BE PROVIDED WITH A DRAGWIRE.
19. THE MINIMUM WIRE SIZE FOR 120 VOLT BRANCH CIRCUITS SHALL BE NO. 12 AWG, EXCEPT OVER 100' IN LENGTH SHALL BE NO. 10 AWG.
20. PROVIDE ALL REQUIRED AND NECESSARY ACCESSORIES (EX. CONNECTORS, ADAPTERS, BUSHINGS, CLAMPS, ETC.) TO FACILITATE COMPLETE INSTALLATION.
21. THE ELECTRICAL CONTRACTOR SHALL CONFIRM THE CONFIGURATION TYPE FOR ALL SPECIAL RECEPTACLES FOR COPIERS, DATA PROCESSING EQUIPMENT. ETC. WITH OWNER AND ENGINEER PRIOR TO ORDERING.
22. COORDINATE LOCATION OF ALL MECHANICAL EQUIPMENT WITH HVAC CONTRACTOR IN FIELD. FUSES FOR ALL MOTOR LOADS SHALL BE DUAL ELEMENT TIME DELAY TYPE.
23. ALL RECEPTACLES SPECIFIED FOR PERSONAL COMPUTERS, LASER PRINTERS AND SIMILAR TYPES OF EQUIPMENT SHALL BE ISOLATED GROUND TYPE, ORANGE IN COLOR AND PROVIDED WITH A SEPARATE NEUTRAL AND GROUND CONDUCTOR. THIS IS TO COMPENSATE FOR HARMONIC CURRENTS. SHARED NEUTRAL CONDUCTORS FOR THESE HOMERUNS ARE NOT PERMITTED.
24. ALL JUNCTION OR OUTLET BOXES SHALL BE INSTALLED SO AS TO ALLOW ACCESS TO COVER. PROVIDE ARCHITECT APPROVED ACCESS DOORS OR PLATES AS REQUIRED IN AREAS WHERE UNOBSTRUCTED ACCESS TO BOX OR OUTLET IS NOT POSSIBLE.
25. PRIOR TO ORDERING LIGHTING FIXTURES, COORDINATE WITH ARCHITECTURAL DRAWINGS AND SPECIFICATIONS. IF DISCREPANCIES EXIST BETWEEN ARCHITECTURAL AND ENGINEERING INFORMATION OBTAIN CLARIFICATION PRIOR TO PROCEEDING.
26. MULTIPLE SWITCHES SHOWN IN SAME LOCATION SHALL BE GANGED TOGETHER WITH A COMMON FACEPLATE.
27. ALL LIGHTING FIXTURES CONTROLLED BY DIMMER SWITCHES SHALL BE PROVIDED WITH A DEDICATED NEUTRAL CONDUCTOR.
28. ALL EMERGENCY LIGHT FIXTURES DESIGNATED 'EM' SHALL BE SWITCHED ALL EMERGENCY AND EMERGENCY LIGHT FIXTURES SHALL REVERT TO BATTERY OPERATION UPON INTERRUPTION OF NORMAL POWER AND ILLUMINATE REGARDLESS OF LIGHT SWITCH POSITION.
29. WIRING FOR CLOCK AND P.A. SYSTEMS SHALL BE IN ACCORDANCE WITH APPROVED MANUFACTURER'S REQUIREMENTS, WIRING INDICATED ON DRAWINGS IS FOR REFERENCE ONLY. WIRING FOR P.A. SYSTEM AND CLOCKS SHALL BE PLENUM RATED AND RUN EXPOSED ABOVE ACCESSIBLE CEILINGS. IT SHALL BE RUN IN EMT CONDUIT WHERE EXPOSED, EXCEPT FOR CORRIDORS, CLASSROOMS AND OFFICES IT SHALL BE RUN IN STEEL SURFACE RACEWAY (SIMILAR TO WIREMOLD V-500 AND/OR V-700).
30. PRIOR TO ANY CHASING, CHOPPING OR CORE DRILLING BEING PERFORMED, THE CONTRACTOR SHALL FIELD INVESTIGATE CONDITIONS AND COORDINATE ALL WORK TO ENSURE THAT IT WILL BE IN HARMONY AND NOT AFFECT ANY EXISTING BUILDING SYSTEMS. THIS WORK MUST BE APPROVED BY BUILDING OWNER PRIOR TO PROCEEDING.
31. OPENINGS AROUND ELECTRICAL PENETRATIONS THROUGH FIRE RESISTANCE RATED WALLS, PARTITIONS, FLOORS OR CEILINGS SHALL BE FIRE STOPPED USING APPROVED METHODS. ALL SLEEVES MUST HAVE BUSHINGS. SEALANT SHALL BE 3 HOUR FIRE BARRIER #CP-25 (NO LESS THAN 3" THICK BACKED UP WITH MINERAL WOOL).
32. ALL PANELBOARD COVERS SHALL BE INSTALLED IN PLACE AT THE COMPLETION OF EACH DAYS WORK.
33. PREPARE 'AS-BUILT' DRAWINGS THAT REFLECT ACTUAL CONSTRUCTION AND SHOW DEVIATIONS FROM DESIGN DRAWINGS.
34. LIGHT FIXTURES SHALL BE CONSTRUCTED TO SUIT PARTICULAR TYPE OF CEILING AND WALL CONSTRUCTION AND SHALL BE PROVIDED WITH APPROPRIATE TRIMS, MOUNTING FRAMES AND ADAPTERS AS REQUIRED.
35. ALL NEW CIRCUIT BREAKERS INSTALLED INTO EXISTING PANELBOARDS SHALL BE UL LISTED FOR USE IN THE PANEL.

BEFORE FABRICATION THIS CONTRACTOR SHALL VERIFY ALL MEASUREMENTS AND CONDITIONS ON JOB AND COORDINATE HIS WORK WITH THE WORK OF ALL OTHER CONTRACTORS

GENERAL REMOVAL NOTES

1. BEFORE COMMENCING WORK, EXAMINE ALL ADJOINING AREAS THAT MAY BE AFFECTED BY REMOVAL. REPORT TO THE GENERAL CONTRACTOR ANY CONDITION THAT PREVENTS PERFORMANCE OF THE WORK.
2. BECOME THOROUGHLY FAMILIAR WITH EXISTING CONDITIONS WHERE CONNECTIONS MUST BE MADE, CHANGED OR ALTERED. THE INTENT OF THE WORK IS SHOWN ON THE DRAWINGS AND DESCRIBED HEREINAFTER AND NO CONSIDERATION WILL BE GRANTED BY REASON OF LACK OF FAMILIARITY ON THE PART OF THE CONTRACTOR WITH ACTUAL PHYSICAL CONDITIONS AT THE SITE. INSPECT EACH AND EVERY AREA AFFECTED BY THE ALTERATION OF THE SPACE BEFORE SUBMITTAL OF BID.
3. ALL ELECTRICAL EQUIPMENT IN THE AREA OF WORK IS EXISTING TO BE REMOVED UNLESS OTHERWISE NOTED. THIS SHALL INCLUDE BUT NOT BE LIMITED TO THE FOLLOWING:
   - A. DISTRIBUTION BOARDS AND PANELBOARDS.
   - B. TRANSFORMERS.
   - C. LIGHTING FIXTURES AND SWITCHES.
   - D. CIRCUIT BREAKERS AND DISCONNECT SWITCHES.
   - E. RECEPTACLES, OUTLETS AND DEVICES.
4. ALL CONDUCTORS AND CONDUIT ASSOCIATED WITH REMOVED ELECTRICAL EQUIPMENT SHALL BE REMOVED COMPLETELY BACK TO ITS SOURCE OF POWER AND DISCONNECTED.
5. ALL POWER CONDUCTORS, CONTROL WIRING AND CONDUIT ASSOCIATED WITH MECHANICAL EQUIPMENT SUCH AS FANS, AIR CONDITIONING UNITS, PUMPS, ETC. DESIGNATED FOR REMOVAL ON THE HVAC AND PLUMBING REMOVAL DRAWINGS SHALL BE REMOVED CLEAR BACK TO THE SOURCE OF POWER AND DISCONNECTED. ALL MOTOR STARTERS, DISCONNECT SWITCHES, CONTROL DEVICES, ETC. SHALL BE REMOVED. REFER TO MECHANICAL AND PLUMBING DRAWINGS FOR ADDITIONAL INFORMATION.
6. CIRCUIT BREAKERS AND/OR SWITCHES IN PANELBOARD(S) OR DISTRIBUTION BOARD(S) MADE SPARE DUE TO REMOVAL SHALL BE DESIGNATED AS SUCH ON THE PANEL SCHEDULE.
7. THE ELECTRICAL CONTRACTOR SHALL BE RESPONSIBLE TO TRACE AND RELOCATE ALL EXISTING FEEDERS AND BRANCH CIRCUIT WIRING WHICH PASSES THROUGH THE REMOVAL AREA THAT SERVE EXISTING OCCUPIED SPACES TO REMAIN. COORDINATE WITH BUILDING MANAGER PRIOR TO ANY SHUTDOWNS OR DISRUPTIONS THAT MAY BE REQUIRED TO ACCOMPLISH THIS WORK.
8. DISPOSE OF ALL REMOVED EQUIPMENT, WHICH IS NOT INTENDED TO BE REUSED. PRIOR TO DISPOSAL, CONTACT BUILDING MANAGER TO DETERMINE IF ANY REMOVED EQUIPMENT IS DESIRED FOR STOCK.
9. EXISTING CIRCUIT BREAKERS IN PANEL(S) ARE TO BE RE-USED. ELECTRICAL CONTRACTOR TO DISCONNECT PANEL AND CIRCUIT BREAKERS WITH GREAT CARE TO ENSURE AGAINST DAMAGE. THIS CONTRACTOR SHALL PROVIDE NEW CIRCUIT BREAKERS AS REQUIRED. ALL NEW CIRCUIT BREAKERS INSTALLED INTO EXISTING PANELBOARDS SHALL BE UL LISTED FOR USE IN THE PANEL.
10. ALL FIRE ALARM DEVICES IN THE AREA OF WORK ARE EXISTING TO BE REMOVED UNLESS OTHERWISE NOTED.
11. EXISTING EQUIPMENT DESIGNATED FOR REUSE SHALL BE CLEANED, REFURBISHED AND RESTORED TO OPTIMUM PERFORMANCE. THIS SHALL INCLUDE BUT NOT LIMITED TO CLEANING OF LIGHT FIXTURES, REPLACEMENT OF INOPERABLE BALLASTS AND LAMPS, RESISTANCE TESTING OF BRANCH CIRCUITRY AND FEEDERS, ETC.
12. EXTEND EXISTING CIRCUITRY TO THOSE DEVICES THAT ARE TO BE RELOCATED. MATCH EXISTING TYPE AND SIZE. RELOCATION OF EXISTING EQUIPMENT SHALL BE PERFORMED ONLY UPON OWNERS ACCEPTANCE OF EXISTING EQUIPMENT.
13. EXTEND EXISTING CIRCUITS SERVING EQUIPMENT TO REMAIN FROM PANELS THAT ARE TO BE REMOVED TO NEW PANELS OR EXISTING PANELS THAT ARE TO REMAIN.

DISPOSAL OF MERCURY CONTAINING LAMPS

1. ALL FLUORESCENT AND HID LAMPS WITHIN REMOVED LIGHT FIXTURES ARE CONSIDERED MERCURY CONTAINING AND SHALL BE TREATED AS HAZARDOUS MATERIAL.
2. FLUORESCENT AND HID LAMPS SHALL BE REMOVED FROM DEMOLISHED LIGHT FIXTURES AND DISPOSED OF AS PER NEW YORK STATE DEC REGULATIONS AND METHODS
3. LAMPS MUST BE BAGGED IN NON-LEACHING PLASTIC BAGS AND SEALED TO PREVENT LEAKING.
4. EACH LAMP OR BAGGED CONTAINER IN WHICH THESE LAMPS ARE CONTAINED MUST BE LABELED OR MARKED CLEARLY WITH ONE OF THE FOLLOWING PHRASES; UNIVERSAL WASTE LAMPS, OR WASTE LAMPS, OR USED LAMPS
5. THESE MARKED BAGS MUST BE DELIVERED TO THE PROPER NEW YORK STATE D.E.C. AUTHORIZED LANDFILL OR RECYCLE CENTERS.

BID PROJECTS

PROJECT 1: ALL WORK NOT INCLUDED IN PROJECTS 2, 3 & 4 LISTED BELOW.

PROJECT 2: MIDDLE SCHOOL I-LAB AND UPGRADE TO 2ND FLOOR MECHANICAL ROOM INCLUDING 1ST FLOOR GUIDANCE CEILING WORK

PROJECT 3: NEW ELEVATOR AND 3RD FLOOR LEARNING COMMONS

PROJECT 4: MIDDLE SCHOOL MASONRY RESTORATION AND ROOF REPLACEMENT

ALTERNATE 4A: MIDDLE SCHOOL MASONRY RESTORATIONS – TOWER VENEER REPLACEMENT AND NEW WINDOWS

ABBREVIATIONS

ABBV.	DESCRIPTION
A	AMP/AMPERE
AC	AIR CONDITIONING UNIT
A.F.F.	ABOVE FINISHED FLOOR
AHU	AIR HANDLING UNIT
AWG	AMERICAN WIRE GAUGE
C	CONDUIT
C.B.	CIRCUIT BREAKER
CH	CABINET HEATER
CKT	CIRCUIT
CU	CONDENSING UNIT
CP	CONDENSATE PUMP
(E)	EXISTING TO REMAIN
E.C.	ELECTRICAL CONTRACTOR
EF	EXHAUST FAN
EM	EMERGENCY
(ER)	EXISTING RELOCATED
EXIST.	EXISTING
FA	FIRE ALARM
F.A.C.P.	FIRE ALARM CONTROL PANEL
G,GRD	GROUND
GFI	GROUND FAULT INTERRUPTER
HWH	HOT WATER HEATER
kcmil	THOUSAND CIRCULAR MILLS
KVA	KILOVOLT AMPERE
KW	KILOWATT
LTG	LIGHTING
MCB	MAIN CIRCUIT BREAKER
MDP	MAIN DISTRIBUTION PANEL
MLO	MAIN LUGS ONLY
MTD	MOUNTED
N	NEUTRAL
NTS	NOT TO SCALE
P.A.	PUBLIC ADDRESS
PNL	PANEL
(R)	REMOVE EXISTING
(RN)	REPLACE EXISTING W/NEW
(RR)	REMOVED, SALVAGED AND RELOCATED
SP	SUBMERSED PUMP
TV	TELEVISION
TYP.	TYPICAL
UH	UNIT HEATER
W	WATT
WP	WEATHERPROOF

LEGEND

A a	2'x4' FLUORESCENT CEILING MOUNTED LIGHT FIXTURE. UPPER CASE LETTER DENOTES TYPE, LOWER CASE LETTER DENOTES SWITCH CONTROL. FIXTURE SCHEDULE DENOTES TYPE.
EM EMNL	2'x4' CEILING MOUNTED FLUORESCENT LIGHT FIXTURE FOR EMERGENCY OPERATION. 'EM' INDICATES SWITCHED EMERGENCY FIXTURE, 'EM/NL'-UNSWITCHED EMERGENCY/NIGHT FIXTURE (TYP.).
B a	2'x2' FLUORESCENT CEILING MOUNTED FIXTURE. CAPITAL LETTER INDICATES TYPE, LOWER CASE LETTER INDICATES SWITCH CONTROL. FIXTURE SCHEDULE DENOTES TYPE.
	2'x2' CEILING MOUNTED FLUORESCENT LIGHT FIXTURE FOR EMERGENCY OPERATION WITH INTEGRAL BATTERY BACK-UP, TEST BUTTON AND L.E.D.
C a	1'x4' FLUORESCENT CEILING MOUNTED FIXTURE. CAPITAL LETTER INDICATES TYPE, LOWER CASE LETTER INDICATES SWITCH CONTROL. FIXTURE SCHEDULE DENOTES TYPE.
	1'x4' CEILING MOUNTED FLUORESCENT LIGHT FIXTURE FOR EMERGENCY OPERATION WITH INTEGRAL BATTERY BACK-UP, TEST BUTTON AND L.E.D.
D	4' FLUORESCENT CEILING MOUNTED COMMERCIAL STRIPLITE. LETTER INDICATES TYPE. FIXTURE SCHEDULE DENOTES TYPE.
F	CEILING/WALL MOUNTED INCANDESCENT OR COMPACT FLUORESCENT FIXTURE. LETTER INDICATES TYPE. FIXTURE SCHEDULE DENOTES TYPE.
	CEILING/WALL MOUNTED EXIT LIGHT WITH OUTLET BOX, DIRECTIONAL ARROWS SHADED PORTION INDICATES ILLUMINATED FACE. SCHEDULE DENOTES TYPE.
	WALL MOUNTED EMERGENCY LIGHT FIXTURE WITH INTEGRAL BATTERY BACK-UP.
S_a^K	FLUSH WALL MOUNTED LIGHTING CONTROL SWITCH CONTROLLING ZONE "a". 'K' WHERE USED INDICATES KEY SWITCH. '3' INDICATES 3-WAY SWITCH; '4' INDICATES 4-WAY SWITCH.
S	FLUSH WALL MOUNTED 3-WAY LIGHTING CONTROL SWITCH.
S^4	FLUSH WALL MOUNTED 4-WAY LIGHTING CONTROL SWITCH.
VS	FLUSH WALL MOUNTED PIR VACANCY SENSOR LIGHTING CONTROL SWITCH, SIMILAR TO WATTSTOPPER CS-50. (MANUAL ON, AUTO OFF)
R	EMERGENCY LIGHTING UL924 RELAY. PROVIDE WATTSTOPPER ELCU-200 MODULE FOR EMERGENCY LIGHT FUNCTION FOR INTERIOR LIGHTING AND LVS MODEL #EPC-D FOR EXTERIOR LIGHTING FIXTURES,
J	CEILING/WALL MOUNTED JUNCTION BOX.
J	FLUSH FLOOR MOUNTED JUNCTION BOX
3	HOMERUN TO DESIGNATED PANEL, ARROWHEAD INDICATES SINGLE POLE CIRCUIT. HOMERUN SHALL CONSIST OF 2#12-3/4"C U.O.N.
2,(4,6)	HOMERUN TO DESIGNATED PANEL, NUMBERS IN PARENTHESIS INDICATE MULTIPLE CIRCUIT, I.E. 3-HOTS AND 1-GROUND U.O.N.
— — —	EXISTING TO REMAIN
*— *	EXISTING TO BE REMOVED
——	NEW
	125V-2P-3W-20A GROUNDED TYPE, SPECIFICATION GRADE WALL MOUNTED TAMPER RESISTANCE DUPLEX RECEPTACLE SIMILAR TO HUBBELL #5362WTR.
	SAME AS ABOVE EXCEPT DOUBLE DUPLEX RECEPTACLE.
	30AMP-2P TWIST LOCK OUTLET
	20A FLUSH WALL MOUNTED GROUND FAULT INTERRUPTING TYPE DUPLEX RECEPTACLE HUBBELL #GF5362.
F	QUAD RECEPTACLE SHOWN FOR COORDINATION PURPOSES ONLY. RECEPTACLE PROVIDED BY FURNITURE VENDOR. EC TO PROVIDE POWER TO THE ELECTRIFIED JUNCTION BOX AND MAKE CONNECTIONS TO THE RECEPTACLES.
	125V-2P-3W-20A GROUNDED TYPE, SPECIFICATION GRADE WALL MOUNTED TAMPER RESISTANCE COMBINATION DUPLEX RECEPTACLE AND USB OUTLET.
FP	FLUSH WALL MOUNTED LARGE KNOCK OUT BOX ACCOMMODATE POWER, DATA CONNECTION FOR FLAT PANEL SIMILAR TO WALLMATE 32. PROVIDE QUAD
	FLOOR MOUNTED LEGRAND EVOLUTION 8" SERIES POKE THRU DEVICE FLOOR MOUNTED COMBINATION POWER/DATA. FOUR 125V-1P-2W-20A QUAD RECEPTACLE AND THEN (1) DATA PORTS. PROVIDE BRUSHED ALUMINUM FINISH. LEGRAND MODEL #10ATCPAA.
OS	CEILING MOUNTED LOW VOLTAGE, DUAL TECHNOLOGY SENSOR, SIMILAR TO WATTSTOPPER MODEL# DT-300, MANUAL ON, AUTO OFF, WORK WITH LOCAL LOW VOLTAGE MOMENTARY CONTACT WALL SWITCH (LVSW-101). INCLUDE REQUIRED POWER PACKS. PROGRAM TO MAXIMUM SENSITIVITY AND TIME DELAY TO 20 MIN.
OS H	CEILING MOUNTED LOW VOLTAGE ULTRASONIC SENSOR, SIMILAR TO WATTSTOPPER MODEL# WT-2255, WITH LONG CORRIDOR COVERAGE PATTERN, INCLUDE POWER PACKS AS REQUIRED. MANUAL ON, AUTO OFF, WORK WITH LOCAL KEY SWITCHES.
RC3	NETWORK DIGITAL DIMMABLE ROOM CONTROLLER FOR LIGHTING CONTROL. SIMILAR TO WATTSTOPPER MODEL LMRC-213. HOT WIRE TO LOAD, CAT 5 WIRE CONNECTIONS TO CONTROL DEVICES. RC'#' DENOTES LMRC-21'#' WITH '#' OF ZONES.
OS	NETWORK DIGITAL CEILING MOUNTED DUAL TECHNOLOGY OCCUPANCY SENSOR, SIMILAR TO WATTSTOPPER MODEL LMDC-100. WORKS WITH DIGITAL ROOM CONTROLLER. PROGRAM TO MAXIMUM SENSITIVITY AND TIME DELAY TO 20 MIN.
PC	NETWORK DIGITAL CEILING MOUNTED CLOSED LOOP, SINGLE ZONE PHOTO SENSOR. SIMILAR TO WATT STOPPER MODEL LMLS-400. WORKS WITH ROOM CONTROLLER.
WS2 3	NETWORK DIGITAL FLUSH MOUNTED PRESET WALL STATIONS, SIMILAR TO WATTSTOPPER MODEL LMSW-102, WORKS WITH DIGITAL ROOM CONTROLLER. INCLUDES BUTTON ENGRAVING. WS'#' DENOTES LMSW-10'#' WITH '#' OF BUTTONS. SUPERSCRIPT '3' DENOTES 3 WAY SWITCH.
WD1	NETWORK DIGITAL FLUSH MOUNTED PRESET SINGLE ZONE DIMMABLE WALL STATION, SIMILAR TO WATTSTOPPER MODEL LMSW-104, WORKS WITH DIGITAL ROOM CONTROLLER. INCLUDES BUTTON ENGRAVING AND PROGRAMMING PER ZONES: ON, RAISE, LOWER, OFF. SUPERSCRIPT '3' DENOTES 3 WAY SWITCH.
WD2	NETWORK DIGITAL FLUSH MOUNTED PRESET TWO ZONE DIMMABLE WALL STATION, SIMILAR TO WATTSTOPPER MODEL LMSW-104, WORKS WITH DIGITAL ROOM CONTROLLER. INCLUDES BUTTON ENGRAVING AND PROGRAMMING PER ZONES: A, B, RAISE, LOWER. SUPERSCRIPT '3' DENOTES 3 WAY SWITCH.
WD3 3	NETWORK DIGITAL FLUSH MOUNTED PRESET THREE ZONE DIMMABLE WALL STATION, SIMILAR TO WATTSTOPPER MODEL LMSW-105, WORKS WITH DIGITAL ROOM CONTROLLER. INCLUDES BUTTON ENGRAVING AND PROGRAMMING PER ZONES: ON/RAISE, OFF/LOWER, A, B, C, PRES. SUPERSCRIPT '3' DENOTES 3 WAY SWITCH.
S^V	WALL RECESS MOUNTED LOW VOLTAGE DUAL TECHNOLOGY VACANCY SENSOR, SIMILAR TO WATTSTOPPER MODEL# DSW-301. MANUAL ON, AUTO OFF. PROGRAM TO MAXIMUM SENSITIVITY AND TIME DELAY TO 15 MIN.
S^M	FLUSH WALL MOUNTED LOW VOLTAGE MOMENTARY CONTACT SWITCH, SIMILAR TO WATTSTOPPER LVSW-101. WORK WITH CEILING SENSORS (DT-300) FOR MANUAL ON, AUTO OFF OPERATION. 'a' INDICATES CONTROL ZONE; '3' INDICATES 3-WAY SWITCH; '4' INDICATES 4-WAY SWITCH.
S^D	FLUSH WALL MOUNTED LOW VOLTAGE DIMMIER SWITCH, SIMILAR TO WATTSTOPPER LMDM-102. WORK WITH CEILING SENSORS (DT-300) FOR MANUAL ON, AUTO OFF OPERATION. 'a' INDICATES CONTROL ZONE; '3' INDICATES 3-WAY SWITCH; '4' INDICATES 4-WAY SWITCH.
OC	WEATHERPROOF, EXTERIOR GRADE WALL MOUNTED OCCUPANCY SENSORS.
VFD	VARIABLE FREQUENCY DRIVE. FURNISHED BY MECHANICAL CONTRACTOR, WIRED AND INSTALLED BY ELECTRICAL CONTRACTOR. THE CONDUIT AND WIRING FROM VFD TO MECHANICAL UNIT INTER CONNECTION SHALL MATCH THE SAME SIZE AND CONDUIT AND WIRE FROM VFD TO DESIGNATED PANELBOARD. REFER TO PANEL SCHEDULE OR NOTES FOR CONDUIT WIRE AND SIZE
EPO	EMERGENCY POWER OFF KEY SWITCH/PUSH BUTTON

LEGEND

TV	FLUSH WALL MOUNTED DATA OUTLET CONSISTING OF A COVER PLATE WITH 1" GROMMETED OPENING AND 1" EMPTY CONDUIT WITH DRAG LINE STUBBED UP 6" ABOVE FINISHED CEILING. 'TV' WHERE USED INDICATES OUTLET TO BE FOR CABLE TELEVISION USE.
W PP	FLUSH WALL MOUNTED TELEPHONE OUTLET CONSISTING OF A COVER PLATE WITH 1" GROMMETED OPENING AND 1" EMPTY CONDUIT WITH DRAG LINE STUBBED UP 6" ABOVE CEILING. 'W' DENOTES WALL PHONE, 'PP' DENOTES PAY PHONE. AND 'F' DENOTES FAX.
	3 GANG FLOOR MOUNTED COMBINATION POWER/TEL/DATA FLOOR BOX WITH 125V-2P-3W-20A DUPLEX RECEPTACLE STEEL CITY #643 WITH BRASS CARPET PLATE #P64-3G-CP AND COVER PLATES P64-DU FOR POWER AND P64-3/4-2 FOR TEL/DATA.
	SURFACE MOUNTED NEW ELECTRICAL PANELBOARD.
	SURFACE MOUNTED EXISTING ELECTRICAL PANELBOARD.
240/3 60 40 WP	HEAVY DUTY TYPE DISCONNECT SWITCH WITH FINAL FLEXIBLE EQUIPMENT CONNECTION. 240 INDICATES VOLTAGE, 3 INDICATES NO. OF POLES, 60 INDICATES AMPERE RATING, NF INDICATES NON-FUSED(OR FUSE SIZE) U.O.N. REFER TO SPECIFICATION AND DRAWINGS FOR ENCLOSURE. 'WP' WHERE USED INDICATES WEATHERPROOF ENCLOSURE (NEMA 3R).
S_T	THERMAL SWITCH, CUTLER-HAMMER MS SERIES MANUAL STARTERS SINGLE-PHASE 20AMP, 120V U.O.N. WHERE INDICATED WITH 'WP' PROVIDE WATERTIGHT ENCLOSURE TYPE 3.
S_{2T}	208 VOLT, SINGLE PHASE 2 POLE, THERMAL OVERLOAD PROTECTED TOGGLE TYPE SWITCH. SIMILAR TO EATON #AH4361 + #AH27940G NEMA 1 ENCLOSURE.
5	MOTOR (F.B.O. WIRED BY ELEC.) – NUMBER INDICATES HORSEPOWER. REFER TO PANEL SCHEDULES FOR WIRING AND OVER CURRENT PROTECTION.
FSD	FIRE SMOKE DAMPER
F	WALL MOUNTED COMBINATION FIRE ALARM HORN/STROBE DEVICE.
F	WALL MOUNTED FIRE ALARM MANUAL PULL STATION
S	CEILING MOUNTED IONIZATION TYPE SMOKE DETECTOR
C / C	CEILING OR WALL MOUNTED CARBON MONOXIDE DETECTOR
G / G	CEILING OR WALL MOUNTED GAS LEAK DETECTOR
S_D	DUCT MOUNTED PHOTOELECTRIC TYPE SMOKE DETECTOR WITH (REMOTE) CONTROL RELAY MODULE FOR FAN SHUT DOWN. RELAY MODULE TO BE MOUNTED ADJACENT TO MECHANICAL EQUIPMENT. ALSO PROVIDE LOAD RELAY AS REQUIRED IF EXISTING DISCONNECT/STARTERS DO NOT HAVE A SET OF DRY CONTACTS TO TIE-IN FOR FAN SHUTDOWN.
H	CEILING MOUNTED HEAT DETECTOR
ST	WALL MOUNTED FIRE ALARM STROBE LIGHT.
FACP	FIRE ALARM CONTROL PANEL.
HDMI	HDMI CONNECTION. REFER TO AUDIO VISUAL DRAWINGS AVE SERIES.
MH	ELECTROMAGNETIC DOOR HOLDER.
IM	INTERFACE MODULE CONSISTING OF CONTROL RELAY AND MONITOR MODULES. IN NEMA 1 ENCLOSURE. ALSO PROVIDE LOAD RELAY AS REQUIRED IF EXISTING DISCONNECT/STARTERS DO NOT HAVE A SET OF DRY CONTACTS TO TIE-IN FOR FAN SHUTDOWN.
WAP	WIRELESS ACCESS POINT
CR	CARD READER.
C	CLOSED CIRCUIT TELEVISION CAMERA (CCTV).
CI	HAND SET RECEIVER FOR CALL-IN FUNCTION.
S	WALL MOUNTED P.A SPEAKER MATCH EXISTING.
S	CEILING MOUNTED P.A. SPEAKER MATCH EXISTING U.O.N.
S S F	WALL MOUNTED COMBINATION CLOCK AND SPEAKER. 'S' WHERE USED INDICATES SURFACE MOUNTED AND 'F' WHERE USED INDICATES FLUSH MOUNTED.
FP	FLAT PANEL INTEGRATION SYSTEM. MANUFACTURER: RP VISUAL SOLUTIONS. MODEL #WALLMATE 32. PROVIDE (2) DUPLEX RECEPTACLES IN BOX. PROVIDE (1) HDMI CONNECTOR IN BOX. REFER TO AV DRAWINGS FOR MORE DETAILS. PROVIDE 1-1/4" CONDUIT STUB UP TO CEILING.
R6	FLUSH MOUNTED STANDARD DEVICE BOX WITH SCREW COVER. SINGLE GANG BOX 3-5/8" DEEP. MOUNTED AT 48" AFF. REFER TO AV DRAWINGS FOR MORE DETAILS. PROVIDE 1-1/4" CONDUIT STUB UP TO CEILING.
P	JUNCTION BOX FOR ELECTRIFIED FURNITURE. COORDINATE WITH ARCHITECT BEFORE THE START OF ANY WORK.
	CEILING MOUNTED POWER AND DATA RECEPTACLE FOR AUDIO VISUAL RACK
	SURFACE MOUNTED WIREMOLD V700 FOR EITHER RECEPTACLE OR COMMUNICATION WIRING. REFER TO DRAWINGS FOR ADDITIONAL INFORMATION.
	SURFACE MOUNTED WIREMOLD SERIES 4000 CONTAINING RECEPTACLE CIRCUITS AND COMMUNICATION WIRING. REFER TO DRAWINGS FOR ADDITIONAL INFORMATION.
1	TAG SYMBOL. NUMERAL DENOTES REFERENCE TO A WORK NOTE.

MECHANICAL EQUIPMENT IDENTIFICATION:
- EQUIPMENT ABBREVIATION (FE, SF, HV, ETC. SEE ABBREVIATIONS ON THIS DWG.)
- EQUIPMENT NUMBER

DETAIL/PART PLAN NUMBER IDENTIFICATION:
- DETAIL/PART PLAN NUMBER
- DRAWING NUMBER

Revision Schedule

No.	Description	Date
1	SED Submission	09/15/2020
2	SED Submission Addendum#1	01/08/2021
3	ISSUED FOR BID	01/19/2021

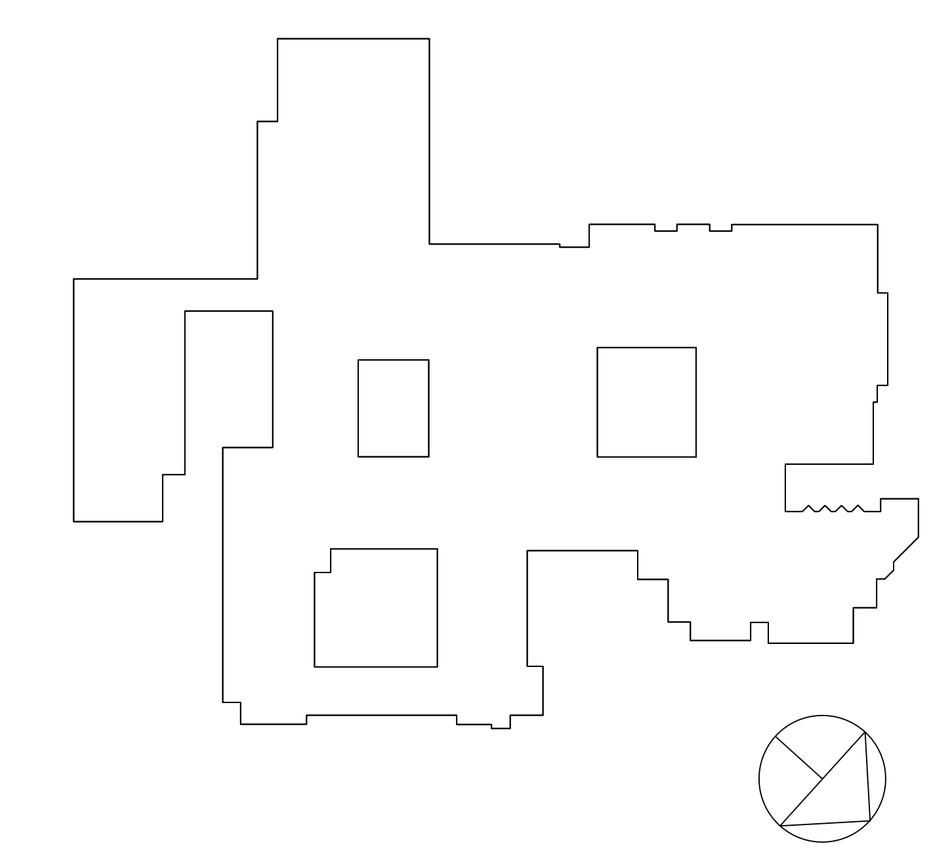

Geddis Architects
Architecture. Planning. Interiors
71 Old Post Road
P.O. Box 1020
Southport, CT 06890
(203) 256-8700

Fielding International
Transforming Education by Design
259 Water Street Suite 1L
Warren , RI 02885 USA
+1 401-289-2789

BARILE GALLAGHER & ASSOCIATES
CONSULTING ENGINEERS
39 MARBLE AVE PLEASANTVILLE, NY 10570
914.328.6060 GENERAL@BGA-ENG.com www.BGA-ENG.com

Construction Manager
SAVIN ENGINEERS, P.C.
3 Campus Drive
Pleasantville, NY 10570
914-769-3200

Structural Engineer
ODEH ENGINEERS
1223 Mineral Spring Ave
North Providence, RI 02904
401-724-1771

Civil Engineer
WESTON & SAMPSON
1 Winners Circle, Suite 130
Albany, NY 12205
518-463-4400

Acoustic Consultant
DP DESIGN
12 Cold Spring Street
Providence, RI
401-861-3218

SED #: 6618-0001-0005-032

PROJECT

Rye City School District

555 Theodore Fremd Ave, Rye, NY 10580

Rye High School & Middle School

1 Parsons Street, Rye, New York 10580

LEGENDS, ABBREVIATIONS AND NOTES

SEAL & SIGNATURE

DATE:	11/07/19
PROJECT No:	9200
DRAWING BY:	BGA
CHK BY:	BGA
DWG No:	E2-001

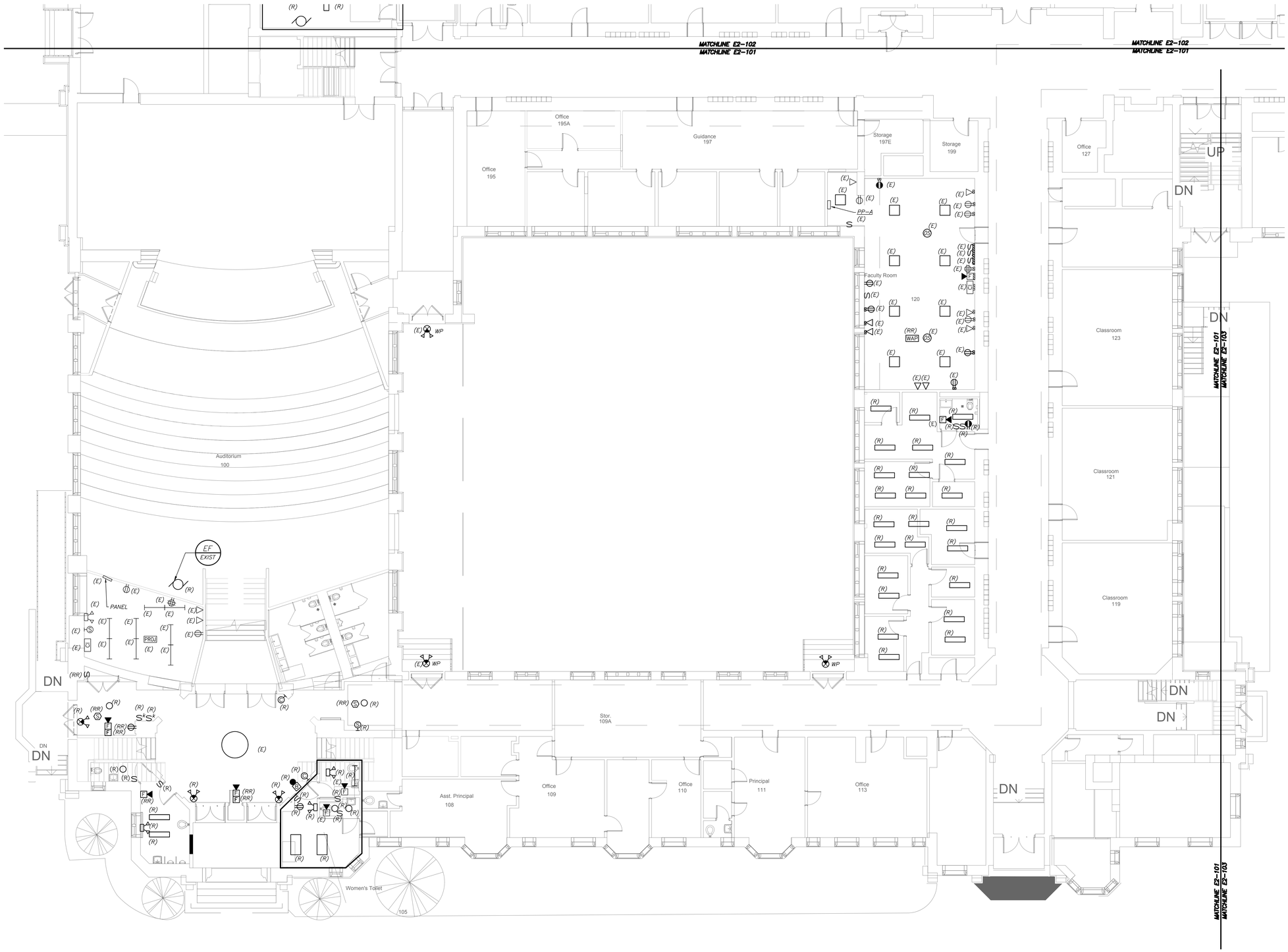

PARTIAL FIRST FLOOR PLAN
(REMOVALS) (PROJECT 1)

1 / E2-101

0 8' 16'
1/8 inch=1 foot

****CORRIDOR CEILING WORK NOTES (READ CAREFULLY)**:**

1. CORRIDOR CEILING SHALL BE REMOVED BY OTHER CONTRACTORS, THIS ELECTRICAL CONTRACTOR SHALL COORDINATE AND BE RESPONSIBLE TO RE-SUPPORT ALL LOW VOLTAGE WIRING AND MC LINE VOLTAGE CABLE LYING ON THE CEILING TILE, GRID AND NOT PROPERLY SUPPORTED WITH J-HOOKS BEFORE THE START OF THE CEILING REMOVAL. THIS CONTRACTOR SHOULD ANTICIPATE THAT THERE WILL BE APPROXIMATELY 2-20 CABLES ALONG THE WALL AGAINST THE CLASSROOMS ON BOTH SIDES OF THE CORRIDOR. THE CENTER OF THE CORRIDOR HAS APPROXIMATELY 30 TO 50 LOW VOLTAGE CABLES AND 5 TO 10 MC ARMORED LINE VOLTAGE CABLES. INCLUDE THE REWIRING OF APPROXIMATELY 36 - 200'-0" LENGTH LOW VOLTAGE CABLES TO ALLOW CLEARANCE FOR HVAC DUCTWORK AND PIPING. THE LOW VOLTAGE CABLE TYPE CONSISTS OF DATA, TELEPHONE, PA, FIRE ALARM, SECURITY, CAMERAS, AND MECHANICAL EQUIPMENT CONTROL WIRING.
2. THE EXISTING LIGHTING WILL BE MAINTAINED AS TEMPORARY LIGHTING DURING THE DURATION OF ABOVE CEILING WORK. ONCE NEW LIGHTING FIXTURES ARE INSTALLED ALL EXISTING LIGHTING SHALL BE REMOVED IN ITS ENTIRETY INCLUDING BRANCH CIRCUITRY BACK TO SOURCE.
3. ALL CEILING MOUNTED SPEAKERS, FIRE ALARM DEVICES (SMOKE DETECTORS, CARBON DETECTORS, ETC.) ANY SECURITY DEVICES (MOTION SENSORS, ETC. EXCLUDING CAMERAS) SHALL BE RE-SUPPORTED AND MAINTAINED DURING THE DURATION OF ABOVE CEILING WORK. ONCE NEW CEILING INSTALLATION WORK START THIS CONTRACTOR SHALL REINSTALL AND REMOUNT ALL DEVICES IN NEW CEILING TILES IN A NEAT AND CLEAN MANNER. ALL CEILING MOUNTED CAMERAS AND WAP'S WILL BE THE RESPONSIBILITY OF THE SCHOOL DISTRICT TO REMOVE AND REINSTALL.
4. THE CORRIDOR CEILING SEQUENCE OF THE WORK SHALL BE COORDINATED WITH CONSTRUCTION MANAGER, SCHOOL DISTRICT AND OTHER CONTRACTORS BEFORE THE START OF ANY WORK.

REMOVAL NOTES:

1. REMOVE AND REINSTALL SMOKE DETECTORS IN ANY CLASSROOM, OFFICES ETC. WHERE CEILING IS BEING REPLACED. MAINTAIN THE EXISTING FIRE ALARM LOOP CONTINUITY FOR ALL EXISTING DEVICES REMAINING.
2. REMOVAL AND RELOCATING OF ALL SECURITY CAMERAS AND WIRELESS ACCESS POINTS IN CLASSROOM, OFFICES, ETC. SHALL BE DONE BY SCHOOL DISTRICT. COORDINATE WITH CONSTRUCTION MANAGER AND SCHOOL DISTRICT BEFORE THE START OF ANY WORK.
3. REFER TO CORRIDOR CEILING WORK NOTES FOR ADDITIONAL SCOPE.

WORK NOTES:

7. PROJECTORS SHALL BE REMOVED, BUBBLED WRAP FOR PROTECTION, STORED AND REINSTALLED BY ELECTRICAL CONTRACTOR.

BEFORE FABRICATION THIS CONTRACTOR SHALL VERIFY ALL MEASUREMENTS AND CONDITIONS ON JOB AND COORDINATE HIS WORK WITH THE WORK OF ALL OTHER CONTRACTORS

Revision Schedule

No.	Description	Date
1	SED Submission	09/15/2020
2	SED Submission Addendum#1	01/08/2021
3	ISSUED FOR BID	01/19/2021

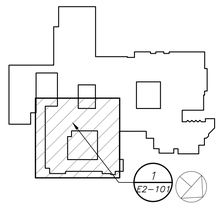

Geddis Architects
Architecture. Planning. Interiors
71 Old Post Road
P.O. Box 1020
Southport, CT 06890
(203) 256-8700

Fielding International
Transforming Education by Design
259 Water Street Suite 1L
Warren , RI 02885 USA
+1 401-289-2789

BARILE GALLAGHER & ASSOCIATES
CONSULTING ENGINEERS
39 MARBLE AVE PLEASANTVILLE, NY 10570
914.328.6060 GENERAL@BGA-ENG.com www.BGA-ENG.com

Construction Manager
SAVIN ENGINEERS, P.C.
3 Campus Drive
Pleasantville, NY 10570
914-769-3200

Structural Engineer
ODEH ENGINEERS
1223 Mineral Spring Ave
North Providence, RI 02904
401-724-1771

Civil Engineer
WESTON & SAMPSON
1 Winners Circle, Suite 130
Albany, NY 12205
518-463-4400

Acoustic Consultant
DP DESIGN
12 Cold Spring Street
Providence, RI
401-861-3218

SED #: 6618-0001-0005-032

PROJECT
Rye City School District
555 Theodore Fremd Ave, Rye, NY 10580

Rye High School & Middle School
1 Parsons Street, Rye, New York 10580

HIGH SCHOOL & MIDDLE SCHOOL PART FIRST FLOOR REMOVAL PLAN

PROJECT 1

SEAL & SIGNATURE	DATE: 11/07/19
	PROJECT No: 9200
	DRAWING BY: BGA
	CHK BY: BGA
	DWG No: E2-101

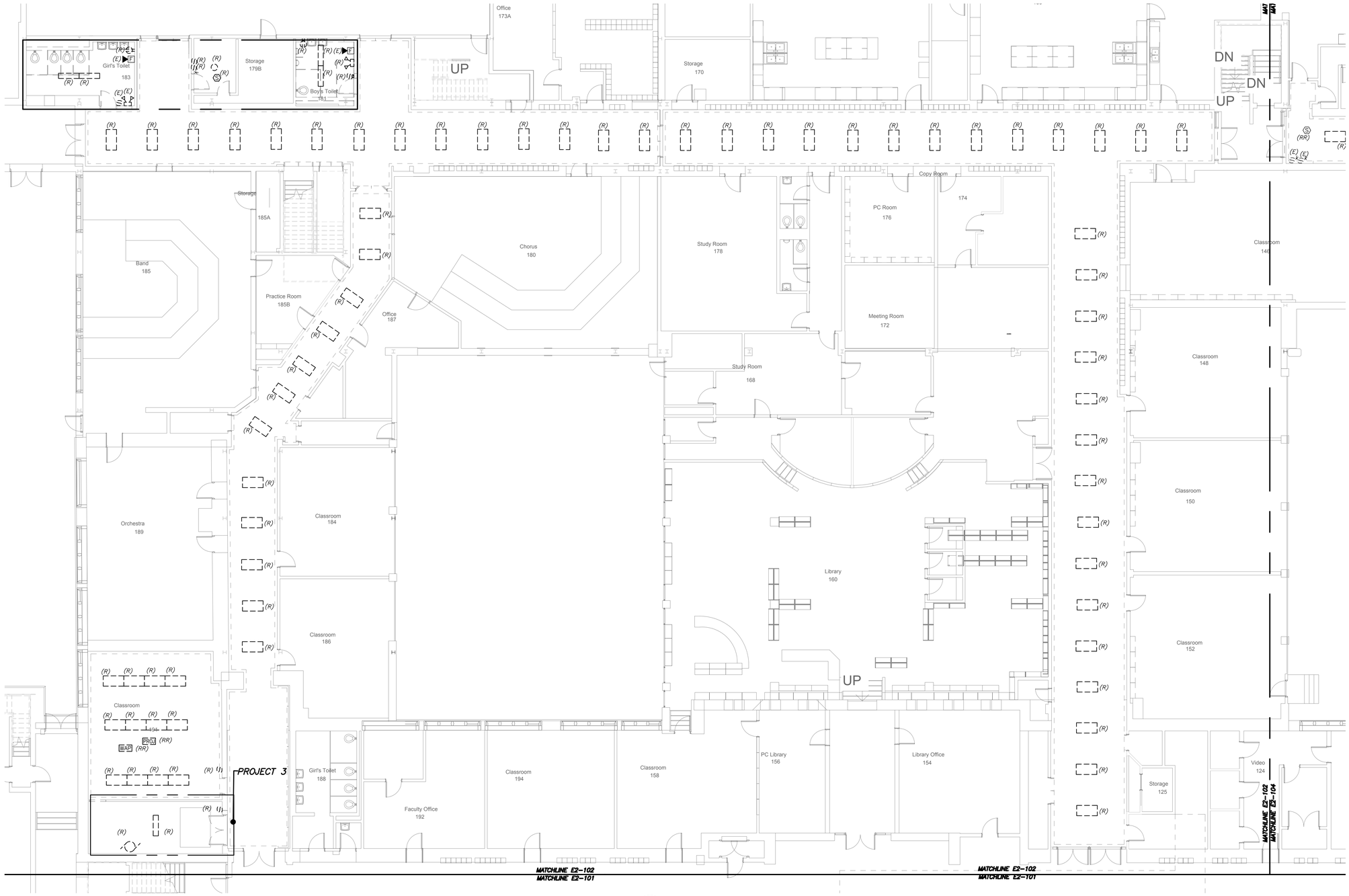

PARTIAL FIRST FLOOR PLAN
(REMOVALS) (PROJECT 1 & 3)

1 / E2-102

0 8' 16'
1/8 inch=1 foot

CORRIDOR CEILING WORK NOTES (READ CAREFULLY):

1. CORRIDOR CEILING SHALL BE REMOVED BY OTHER CONTRACTORS, THIS ELECTRICAL CONTRACTOR SHALL COORDINATE AND BE RESPONSIBLE TO RE-SUPPORT ALL LOW VOLTAGE WIRING AND MC LINE VOLTAGE CABLE LYING ON THE CEILING TILE, GRID AND NOT PROPERLY SUPPORTED WITH J-HOOKS BEFORE THE START OF THE CEILING REMOVAL. THIS CONTRACTOR SHOULD ANTICIPATE THAT THERE WILL BE APPROXIMATELY 2-20 CABLES ALONG THE WALL AGAINST THE CLASSROOMS ON BOTH SIDES OF THE CORRIDOR. THE CENTER OF THE CORRIDOR HAS APPROXIMATELY 30 TO 50 LOW VOLTAGE CABLES AND 5 TO 10 MC ARMORED LINE VOLTAGE CABLES. INCLUDE THE REWIRING OF APPROXIMATELY 36 - 200'-0" LENGTH LOW VOLTAGE CABLES TO ALLOW CLEARANCE FOR HVAC DUCTWORK AND PIPING. THE LOW VOLTAGE CABLE TYPE CONSISTS OF DATA, TELEPHONE, PA, FIRE ALARM, SECURITY, CAMERAS, AND MECHANICAL EQUIPMENT CONTROL WIRING.
2. THE EXISTING LIGHTING WILL BE MAINTAINED AS TEMPORARY LIGHTING DURING THE DURATION OF ABOVE CEILING WORK. ONCE NEW LIGHTING FIXTURES ARE INSTALLED ALL EXISTING LIGHTING SHALL BE REMOVED IN ITS ENTIRETY INCLUDING BRANCH CIRCUITRY BACK TO SOURCE.

   ALL CEILING MOUNTED SPEAKERS SHALL BE RE-SUPPORTED AND MAINTAINED
3. DURING THE DURATION OF ABOVE CEILING WORK. ONCE NEW CEILING INSTALLATION WORK START THIS CONTRACTOR SHALL REINSTALL AND REMOUNT SPEAKERS IN NEW CEILING TILES IN A NEAT AND CLEAN MANNER. ALL CEILING MOUNTED CAMERAS AND WAP'S WILL BE THE RESPONSIBILITY OF THE SCHOOL DISTRICT TO REMOVE AND REINSTALL.
4. THE CORRIDOR CEILING SEQUENCE OF THE WORK SHALL BE COORDINATED WITH CONSTRUCTION MANAGER, SCHOOL DISTRICT AND OTHER CONTRACTORS BEFORE THE START OF ANY WORK.

GENERAL REMOVAL NOTES:

1. REMOVAL AND RELOCATING OF ALL SECURITY CAMERAS AND WIRELESS ACCESS POINTS SHALL BE DONE BY OWNER. COORDINATE WITH SCHOOL DISTRICT AND CONSTRUCTION MANAGER BEFORE THE START OF ANY WORK.

BEFORE FABRICATION THIS CONTRACTOR SHALL VERIFY ALL MEASUREMENTS AND CONDITIONS ON JOB AND COORDINATE HIS WORK WITH THE WORK OF ALL OTHER CONTRACTORS

Revision Schedule

No.	Description	Date
1	SED Submission	09/15/2020
2	SED Submission Addendum#1	01/08/2021
3	ISSUED FOR BID	01/19/2021

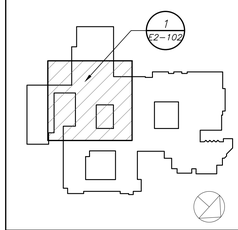

Geddis Architects
Architecture. Planning. Interiors
71 Old Post Road
P.O. Box 1020
Southport, CT 06890
(203) 256-8700

Fielding International
Transforming Education by Design
259 Water Street Suite 1L
Warren , RI 02885 USA
+1 401-289-2789

BARILE GALLAGHER & ASSOCIATES
CONSULTING ENGINEERS
39 MARBLE AVE PLEASANTVILLE, NY 10570
914.328.6060 GENERAL@BGA-ENG.com www.BGA-ENG.com

Construction Manager
SAVIN ENGINEERS, P.C.
3 Campus Drive
Pleasantville, NY 10570
914-769-3200

Structural Engineer
ODEH ENGINEERS
1223 Mineral Spring Ave
North Providence, RI 02904
401-724-1771

Civil Engineer
WESTON & SAMPSON
1 Winners Circle, Suite 130
Albany, NY 12205
518-463-4400

Acoustic Consultant
DP DESIGN
12 Cold Spring Street
Providence, RI
401-861-3218

SED #: 6618-0001-0005-032

PROJECT
Rye City School District
555 Theodore Fremd Ave, Rye, NY 10580

Rye High School & Middle School
1 Parsons Street, Rye, New York 10580

HIGH SCHOOL & MIDDLE SCHOOL PART FIRST FLOOR REMOVAL PLAN

PROJECT 1 & 3

SEAL & SIGNATURE

DATE:	11/07/19
PROJECT No:	9200
DRAWING BY:	BGA
CHK BY:	BGA
DWG No:	E2-102

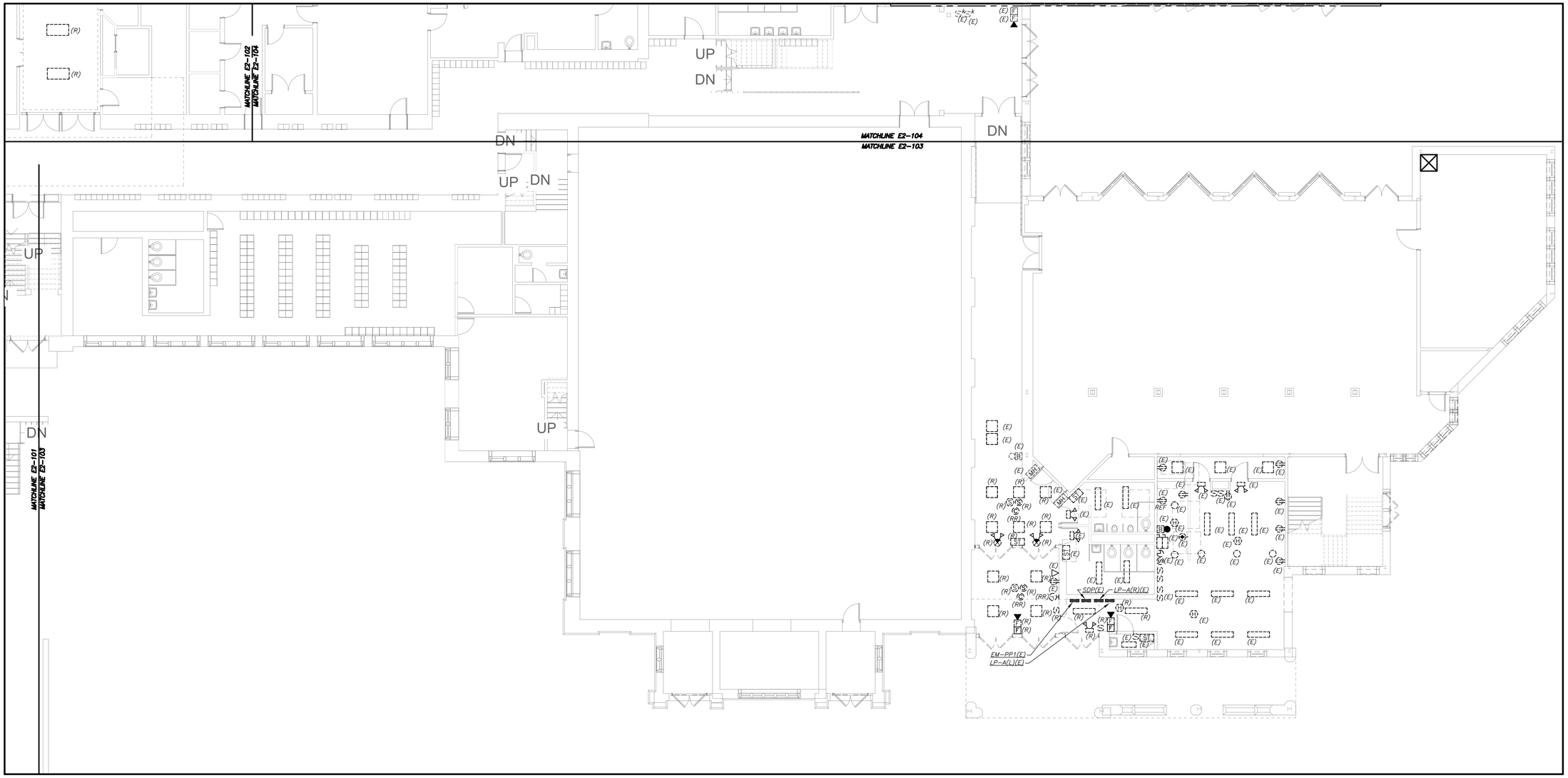

PARTIAL FIRST FLOOR REMOVAL PLAN

(REMOVALS) (PROJECT 1)

1 E2-103

0 8' 16'
1/8 inch=1 foot

CORRIDOR CEILING WORK NOTES (READ CAREFULLY):

1. CORRIDOR CEILING SHALL BE REMOVED BY OTHER CONTRACTORS, THIS ELECTRICAL CONTRACTOR SHALL COORDINATE AND BE RESPONSIBLE TO RE-SUPPORT ALL LOW VOLTAGE WIRING AND MC LINE VOLTAGE CABLE LYING ON THE CEILING TILE, GRID AND NOT PROPERLY SUPPORTED WITH J-HOOKS BEFORE THE START OF THE CEILING REMOVAL. THIS CONTRACTOR SHOULD ANTICIPATE THAT THERE WILL BE APPROXIMATELY 2-20 CABLES ALONG THE WALL AGAINST THE CLASSROOMS ON BOTH SIDES OF THE CORRIDOR. THE CENTER OF THE CORRIDOR HAS APPROXIMATELY 30 TO 50 LOW VOLTAGE CABLES AND 5 TO 10 MC ARMORED LINE VOLTAGE CABLES. INCLUDE THE REWIRING OF APPROXIMATELY 36 - 200'-0" LENGTH LOW VOLTAGE CABLES TO ALLOW CLEARANCE FOR HVAC DUCTWORK AND PIPING. THE LOW VOLTAGE CABLE TYPE CONSISTS OF DATA, TELEPHONE, PA, FIRE ALARM, SECURITY, CAMERAS, AND MECHANICAL EQUIPMENT CONTROL WIRING.
2. THE EXISTING LIGHTING WILL BE MAINTAINED AS TEMPORARY LIGHTING DURING THE DURATION OF ABOVE CEILING WORK. ONCE NEW LIGHTING FIXTURES ARE INSTALLED ALL EXISTING LIGHTING SHALL BE REMOVED IN ITS ENTIRETY INCLUDING BRANCH CIRCUITRY BACK TO SOURCE.

   ALL CEILING MOUNTED SPEAKERS SHALL BE RE-SUPPORTED AND MAINTAINED
3. DURING THE DURATION OF ABOVE CEILING WORK. ONCE NEW CEILING INSTALLATION WORK START THIS CONTRACTOR SHALL REINSTALL AND REMOUNT SPEAKERS IN NEW CEILING TILES IN A NEAT AND CLEAN MANNER. ALL CEILING MOUNTED CAMERAS AND WAP'S WILL BE THE RESPONSIBILITY OF THE SCHOOL DISTRICT TO REMOVE AND REINSTALL.
4. THE CORRIDOR CEILING SEQUENCE OF THE WORK SHALL BE COORDINATED WITH CONSTRUCTION MANAGER, SCHOOL DISTRICT AND OTHER CONTRACTORS BEFORE THE START OF ANY WORK.

GENERAL REMOVAL NOTES:

1. REMOVAL AND RELOCATING OF ALL SECURITY CAMERAS AND WIRELESS ACCESS POINTS SHALL BE DONE BY OWNER. COORDINATE WITH SCHOOL DISTRICT AND CONSTRUCTION MANAGER BEFORE THE START OF ANY WORK.

BEFORE FABRICATION THIS CONTRACTOR SHALL VERIFY ALL MEASUREMENTS AND CONDITIONS ON JOB AND COORDINATE HIS WORK WITH THE WORK OF ALL OTHER CONTRACTORS

Revision Schedule

No.	Description	Date
1	SED Submission	09/15/2020
2	SED Submission Addendum#1	01/08/2021
3	ISSUED FOR BID	01/19/2021

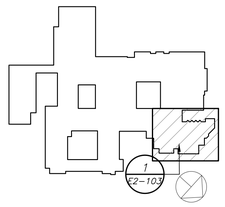

Geddis Architects
Architecture. Planning. Interiors
71 Old Post Road
P.O. Box 1020
Southport, CT 06890
(203) 256-8700

Fielding International
Transforming Education by Design
259 Water Street Suite 1L
Warren , RI 02885 USA
+1 401-289-2789

BARILE GALLAGHER & ASSOCIATES
CONSULTING ENGINEERS
39 MARBLE AVE PLEASANTVILLE, NY 10570
914.328.6060 GENERAL@BGA-ENG.com www.BGA-ENG.com

Construction Manager
SAVIN ENGINEERS, P.C.
3 Campus Drive
Pleasantville, NY 10570
914-769-3200

Structural Engineer
ODEH ENGINEERS
1223 Mineral Spring Ave
North Providence, RI 02904
401-724-1771

Civil Engineer
WESTON & SAMPSON
1 Winners Circle, Suite 130
Albany, NY 12205
518-463-4400

Acoustic Consultant
DP DESIGN
12 Cold Spring Street
Providence, RI
401-861-3218

SED #: 6618-0001-0005-032

PROJECT

Rye City School District

555 Theodore Fremd Ave, Rye, NY 10580

Rye High School & Middle School

1 Parsons Street, Rye, New York 10580

HIGH SCHOOL & MIDDLE SCHOOL PART FIRST FLOOR REMOVAL PLAN

PROJECT 1

SEAL & SIGNATURE

DATE:	11/07/19
PROJECT No:	9200
DRAWING BY:	BGA
CHK BY:	BGA
DWG No:	E2-103

GENERAL REMOVAL NOTES:

1. REMOVAL AND RELOCATING OF ALL SECURITY CAMERAS AND WIRELESS ACCESS POINTS SHALL BE DONE BY OWNER. COORDINATE WITH SCHOOL DISTRICT AND CONSTRUCTION MANAGER BEFORE THE START OF ANY WORK.

****CORRIDOR CEILING WORK NOTES (READ CAREFULLY)**:**

1. CORRIDOR CEILING SHALL BE REMOVED BY OTHER CONTRACTORS. THIS ELECTRICAL CONTRACTOR SHALL COORDINATE AND BE RESPONSIBLE TO RE-SUPPORT ALL LOW VOLTAGE WIRING AND MC LINE VOLTAGE CABLE LYING ON THE CEILING TILE, GRID AND NOT PROPERLY SUPPORTED WITH J-HOOKS BEFORE THE START OF THE CEILING REMOVAL. THIS CONTRACTOR SHOULD ANTICIPATE THAT THERE WILL BE APPROXIMATELY 2-20 CABLES ALONG THE WALL AGAINST THE CLASSROOMS ON BOTH SIDES OF THE CORRIDOR. THE CENTER OF THE CORRIDOR HAS APPROXIMATELY 30 TO 50 LOW VOLTAGE CABLES AND 5 TO 10 MC ARMORED LINE VOLTAGE CABLES. INCLUDE THE REWIRING OF APPROXIMATELY 36 - 200'-0" LENGTH LOW VOLTAGE CABLES TO ALLOW CLEARANCE FOR HVAC DUCTWORK AND PIPING. THE LOW VOLTAGE CABLE TYPE CONSISTS OF DATA, TELEPHONE, PA, FIRE ALARM, SECURITY, CAMERAS, AND MECHANICAL EQUIPMENT CONTROL WIRING.
2. THE EXISTING LIGHTING WILL BE MAINTAINED AS TEMPORARY LIGHTING DURING THE DURATION OF ABOVE CEILING WORK. ONCE NEW LIGHTING FIXTURES ARE INSTALLED ALL EXISTING LIGHTING SHALL BE REMOVED IN ITS ENTIRETY INCLUDING BRANCH CIRCUITRY BACK TO SOURCE.
3. ALL CEILING MOUNTED SPEAKERS SHALL BE RE-SUPPORTED AND MAINTAINED DURING THE DURATION OF ABOVE CEILING WORK. ONCE NEW CEILING INSTALLATION WORK START THIS CONTRACTOR SHALL REINSTALL AND REMOUNT SPEAKERS IN NEW CEILING TILES IN A NEAT AND CLEAN MANNER. ALL CEILING MOUNTED CAMERAS AND WAP'S WILL BE THE RESPONSIBILITY OF THE SCHOOL DISTRICT TO REMOVE AND REINSTALL.
4. THE CORRIDOR CEILING SEQUENCE OF THE WORK SHALL BE COORDINATED WITH CONSTRUCTION MANAGER, SCHOOL DISTRICT AND OTHER CONTRACTORS BEFORE THE START OF ANY WORK.

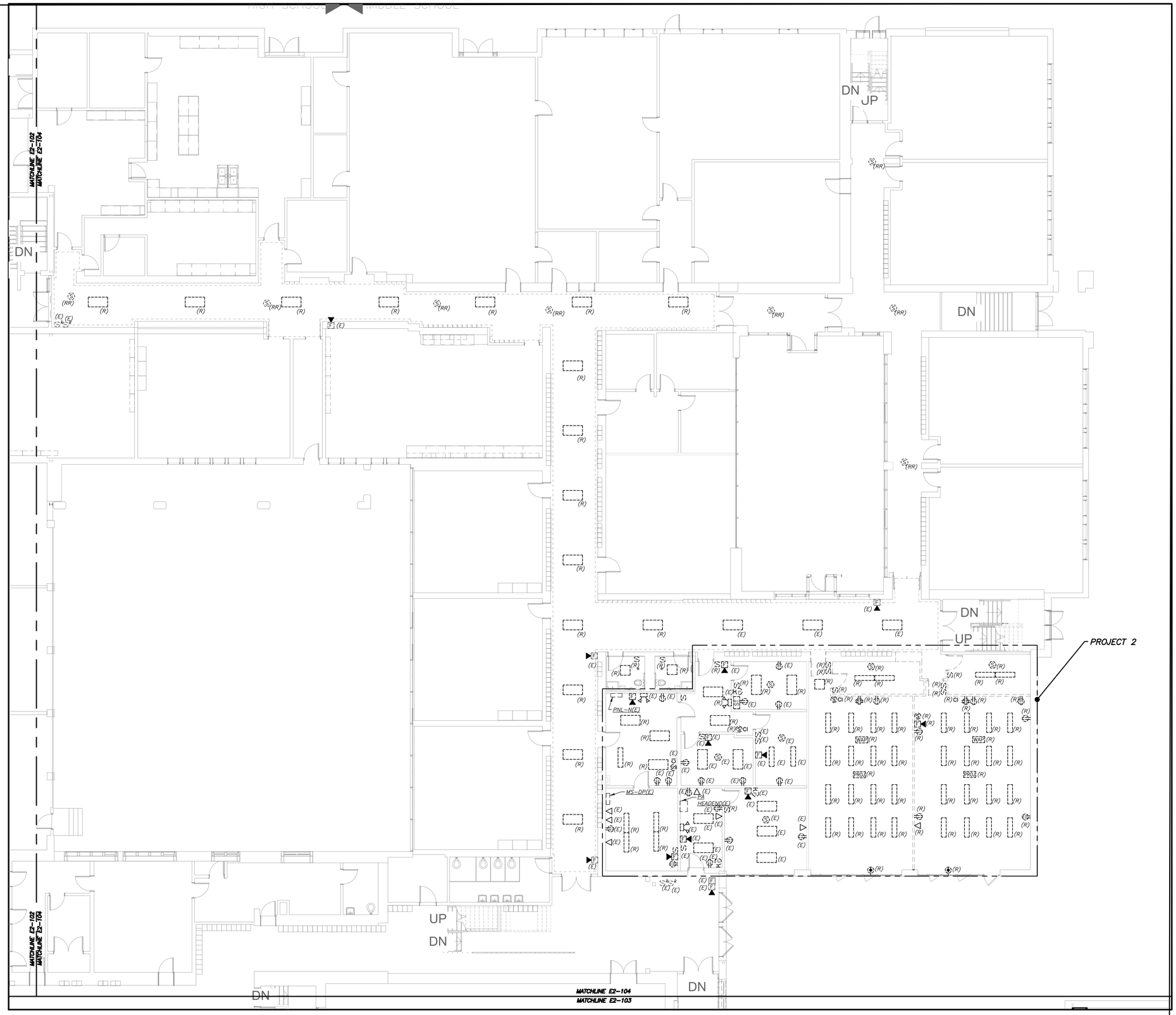

PARTIAL FIRST FLOOR REMOVAL PLAN (REMOVALS) (PROJECT 1 & 2)

1 E2-104

0 8' 16'
1/8 Inch=1 foot

BEFORE FABRICATION THIS CONTRACTOR SHALL VERIFY ALL MEASUREMENTS AND CONDITIONS ON JOB AND COORDINATE HIS WORK WITH THE WORK OF ALL OTHER CONTRACTORS.

Revision Schedule

No.	Description	Date
1	SED Submission	09/15/2020
2	SED Submission Addendum#1	01/08/2021
3	ISSUED FOR BID	01/19/2021

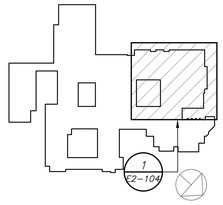

Geddis Architects
Architecture. Planning. Interiors
71 Old Post Road
P.O. Box 1020
Southport, CT 06890
(203) 256-8700

Fielding International
Transforming Education by Design
259 Water Street Suite 1L
Warren , RI 02885 USA
+1 401-289-2789

BARILE GALLAGHER & ASSOCIATES
CONSULTING ENGINEERS
39 MARBLE AVE PLEASANTVILLE, NY 10570
914.328.6060 GENERAL@BGA-ENG.com www.BGA-ENG.com

Construction Manager
SAVIN ENGINEERS, P.C.
3 Campus Drive
Pleasantville, NY 10570
914-769-3200

Structural Engineer
CDEH ENGINEERS
1223 Mineral Spring Ave
North Providence, RI 02904
401-724-1771

Civil Engineer
WESTON & SAMPSON
1 Winners Circle, Suite 130
Albany, NY 12205
518-463-4400

Acoustic Consultant
DP DESIGN
12 Cold Spring Street
Providence, RI
401-861-3218

SED #: 6618-0001-0005-032

PROJECT
Rye City School District
555 Theodore Fremd Ave, Rye, NY 10580

Rye High School & Middle School
1 Parsons Street, Rye, New York 10580

HIGH SCHOOL & MIDDLE SCHOOL PART FIRST FLOOR REMOVAL PLAN

PROJECT 1 & 2

SEAL & SIGNATURE

DATE:	11/07/19
PROJECT No:	9200
DRAWING BY:	BGA
CHK BY:	BGA
DWG No:	E2-104

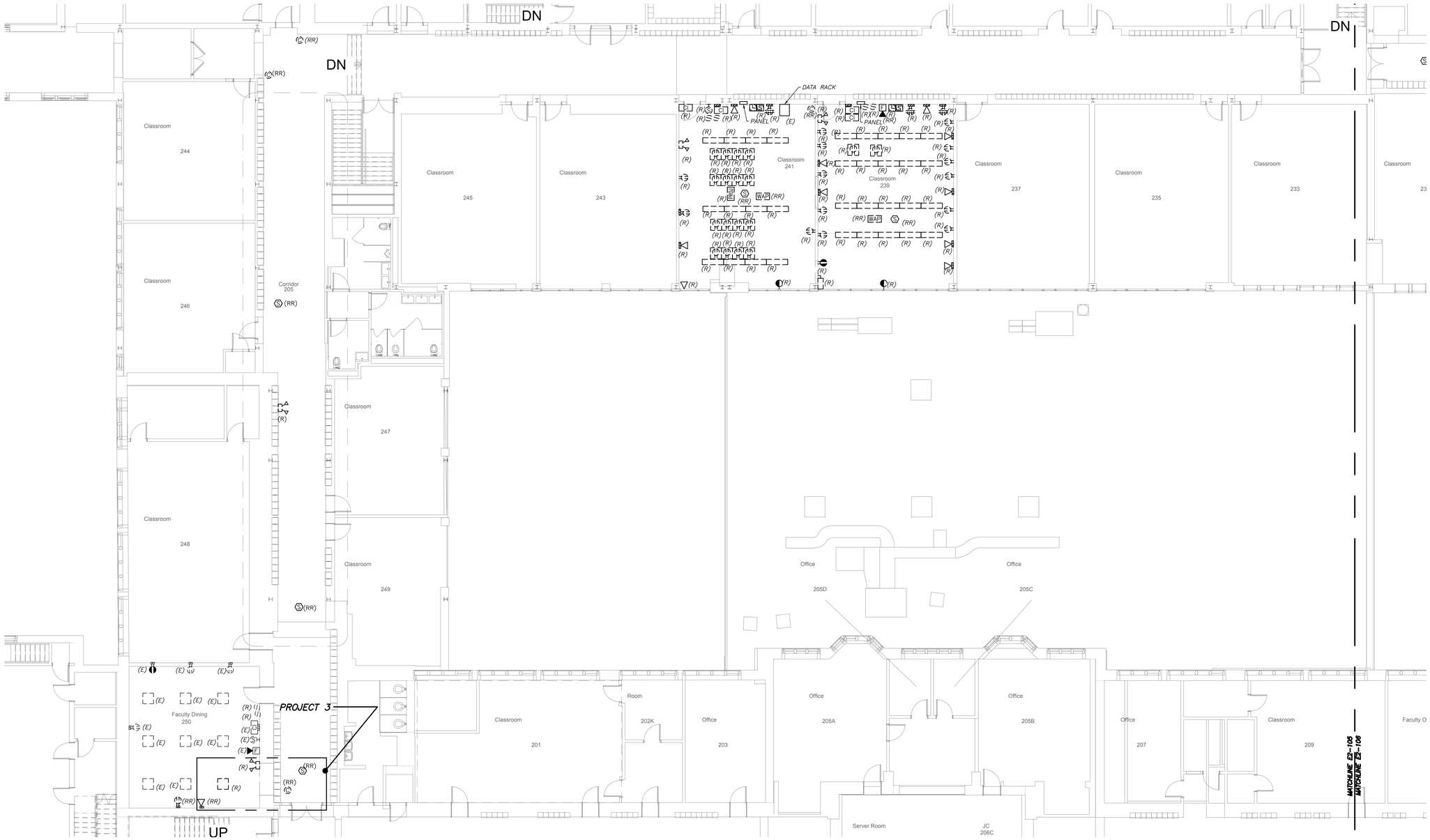

PARTIAL SECOND FLOOR PLAN
(REMOVALS) (PROJECT 1 & 3)

1 / E2-105

0 4' 8' 16'
1/8 inch=1 foot

1. REMOVAL AND RELOCATING OF ALL SECURITY CAMERAS AND WIRELESS ACCESS POINTS SHALL BE DONE BY OWNER. COORDINATE WITH SCHOOL DISTRICT AND CONSTRUCTION MANAGER BEFORE THE START OF ANY WORK.

CORRIDOR CEILING WORK NOTES (READ CAREFULLY):

1. CORRIDOR CEILING SHALL BE REMOVED BY OTHER CONTRACTORS, THIS ELECTRICAL CONTRACTOR SHALL COORDINATE AND BE RESPONSIBLE TO RE-SUPPORT ALL LOW VOLTAGE WIRING AND MC LINE VOLTAGE CABLE LYING ON THE CEILING TILE, GRID AND NOT PROPERLY SUPPORTED WITH J-HOOKS BEFORE THE START OF THE CEILING REMOVAL. THIS CONTRACTOR SHOULD ANTICIPATE THAT THERE WILL BE APPROXIMATELY 2-20 CABLES ALONG THE WALL AGAINST THE CLASSROOMS ON BOTH SIDES OF THE CORRIDOR. THE CENTER OF THE CORRIDOR HAS APPROXIMATELY 30 TO 50 LOW VOLTAGE CABLES AND 5 TO 10 MC ARMORED LINE VOLTAGE CABLES. INCLUDE THE REWIRING OF APPROXIMATELY 36 - 200'-0" LENGTH LOW VOLTAGE CABLES TO ALLOW CLEARANCE FOR HVAC DUCTWORK AND PIPING. THE LOW VOLTAGE CABLE TYPE CONSISTS OF DATA, TELEPHONE, PA, FIRE ALARM, SECURITY, CAMERAS, AND MECHANICAL EQUIPMENT CONTROL WIRING.
2. THE EXISTING LIGHTING WILL BE MAINTAINED AS TEMPORARY LIGHTING DURING THE DURATION OF ABOVE CEILING WORK. ONCE NEW LIGHTING FIXTURES ARE INSTALLED ALL EXISTING LIGHTING SHALL BE REMOVED IN ITS ENTIRETY INCLUDING BRANCH CIRCUITRY BACK TO SOURCE.
3. ALL CEILING MOUNTED SPEAKERS SHALL BE RE-SUPPORTED AND MAINTAINED DURING THE DURATION OF ABOVE CEILING WORK. ONCE NEW CEILING INSTALLATION WORK START THIS CONTRACTOR SHALL REINSTALL AND REMOUNT SPEAKERS IN NEW CEILING TILES IN A NEAT AND CLEAN MANNER. ALL CEILING MOUNTED CAMERAS AND WAP'S WILL BE THE RESPONSIBILITY OF THE SCHOOL DISTRICT TO REMOVE AND REINSTALL.
4. THE CORRIDOR CEILING SEQUENCE OF THE WORK SHALL BE COORDINATED WITH CONSTRUCTION MANAGER, SCHOOL DISTRICT AND OTHER CONTRACTORS BEFORE THE START OF ANY WORK.

BEFORE FABRICATION THIS CONTRACTOR SHALL VERIFY ALL MEASUREMENTS AND CONDITIONS ON JOB AND COORDINATE HIS WORK WITH THE WORK OF ALL OTHER CONTRACTORS

Revision Schedule

No.	Description	Date
1	SED Submission	09/15/2020
2	SED Submission Addendum#1	01/08/2021
3	ISSUED FOR BID	01/19/2021

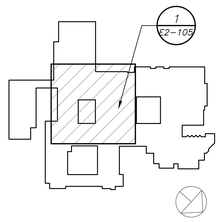

Geddis Architects
Architecture. Planning. Interiors
71 Old Post Road
P.O. Box 1020
Southport, CT 06890
(203) 256-8700

Fielding International
Transforming Education by Design
259 Water Street Suite 1L
Warren , RI 02885 USA
+1 401-289-2789

BARILE GALLAGHER & ASSOCIATES
CONSULTING ENGINEERS
39 MARBLE AVE PLEASANTVILLE, NY 10570
914.328.6060 GENERAL@BGA-ENG.com www.BGA-ENG.com

Construction Manager
SAVIN ENGINEERS, P.C.
3 Campus Drive
Pleasantville, NY 10570
914-769-3200

Structural Engineer
ODEH ENGINEERS
1223 Mineral Spring Ave
North Providence, RI 02904
401-724-1771

Civil Engineer
WESTON & SAMPSON
1 Winners Circle, Suite 130
Albany, NY 12205
518-463-4400

Acoustic Consultant
DP DESIGN
12 Cold Spring Street
Providence, RI
401-861-3218

SED #: 6618-0001-0005-032

PROJECT
Rye City School District
555 Theodore Fremd Ave, Rye, NY 10580

Rye High School & Middle School
1 Parsons Street, Rye, New York 10580

HIGH SCHOOL & MIDDLE SCHOOL PART SECOND FLOOR REMOVAL PLAN

PROJECT 1 & 3

SEAL & SIGNATURE

DATE:	11/07/19
PROJECT No:	9200
DRAWING BY:	BGA
CHK BY:	BGA
DWG No:	E2-105

CORRIDOR CEILING WORK NOTES (READ CAREFULLY):

1. CORRIDOR CEILING SHALL BE REMOVED BY OTHER CONTRACTORS. THIS ELECTRICAL CONTRACTOR SHALL COORDINATE AND BE RESPONSIBLE TO RE-SUPPORT ALL LOW VOLTAGE WIRING AND MC LINE VOLTAGE CABLE LYING ON THE CEILING TILE, GRID AND NOT PROPERLY SUPPORTED WITH J-HOOKS BEFORE THE START OF THE CEILING REMOVAL. THIS CONTRACTOR SHOULD ANTICIPATE THAT THERE WILL BE APPROXIMATELY 2-20 CABLES ALONG THE WALL AGAINST THE CLASSROOMS ON BOTH SIDES OF THE CORRIDOR. THE CENTER OF THE CORRIDOR HAS APPROXIMATELY 30 TO 50 LOW VOLTAGE CABLES AND 5 TO 10 MC ARMORED LINE VOLTAGE CABLES. INCLUDE THE REWIRING OF APPROXIMATELY 36 - 200'-0" LENGTH LOW VOLTAGE CABLES TO ALLOW CLEARANCE FOR HVAC DUCTWORK AND PIPING. THE LOW VOLTAGE CABLE TYPE CONSISTS OF DATA, TELEPHONE, PA, FIRE ALARM, SECURITY, CAMERAS, AND MECHANICAL EQUIPMENT CONTROL WIRING.
2. THE EXISTING LIGHTING WILL BE MAINTAINED AS TEMPORARY LIGHTING DURING THE DURATION OF ABOVE CEILING WORK. ONCE NEW LIGHTING FIXTURES ARE INSTALLED ALL EXISTING LIGHTING SHALL BE REMOVED IN ITS ENTIRETY INCLUDING BRANCH CIRCUITRY BACK TO SOURCE.
3. ALL CEILING MOUNTED SPEAKERS SHALL BE RE-SUPPORTED AND MAINTAINED DURING THE DURATION OF ABOVE CEILING WORK. ONCE NEW CEILING INSTALLATION WORK START THIS CONTRACTOR SHALL REINSTALL AND REMOUNT SPEAKERS IN NEW CEILING TILES IN A NEAT AND CLEAN MANNER. ALL CEILING MOUNTED CAMERAS AND WAP'S WILL BE THE RESPONSIBILITY OF THE SCHOOL DISTRICT TO REMOVE AND REINSTALL.
4. THE CORRIDOR CEILING SEQUENCE OF THE WORK SHALL BE COORDINATED WITH CONSTRUCTION MANAGER, SCHOOL DISTRICT AND OTHER CONTRACTORS BEFORE THE START OF ANY WORK.

1. REMOVAL AND RELOCATING OF ALL SECURITY CAMERAS AND WIRELESS ACCESS POINTS SHALL BE DONE BY OWNER. COORDINATE WITH SCHOOL DISTRICT AND CONSTRUCTION MANAGER BEFORE THE START OF ANY WORK.

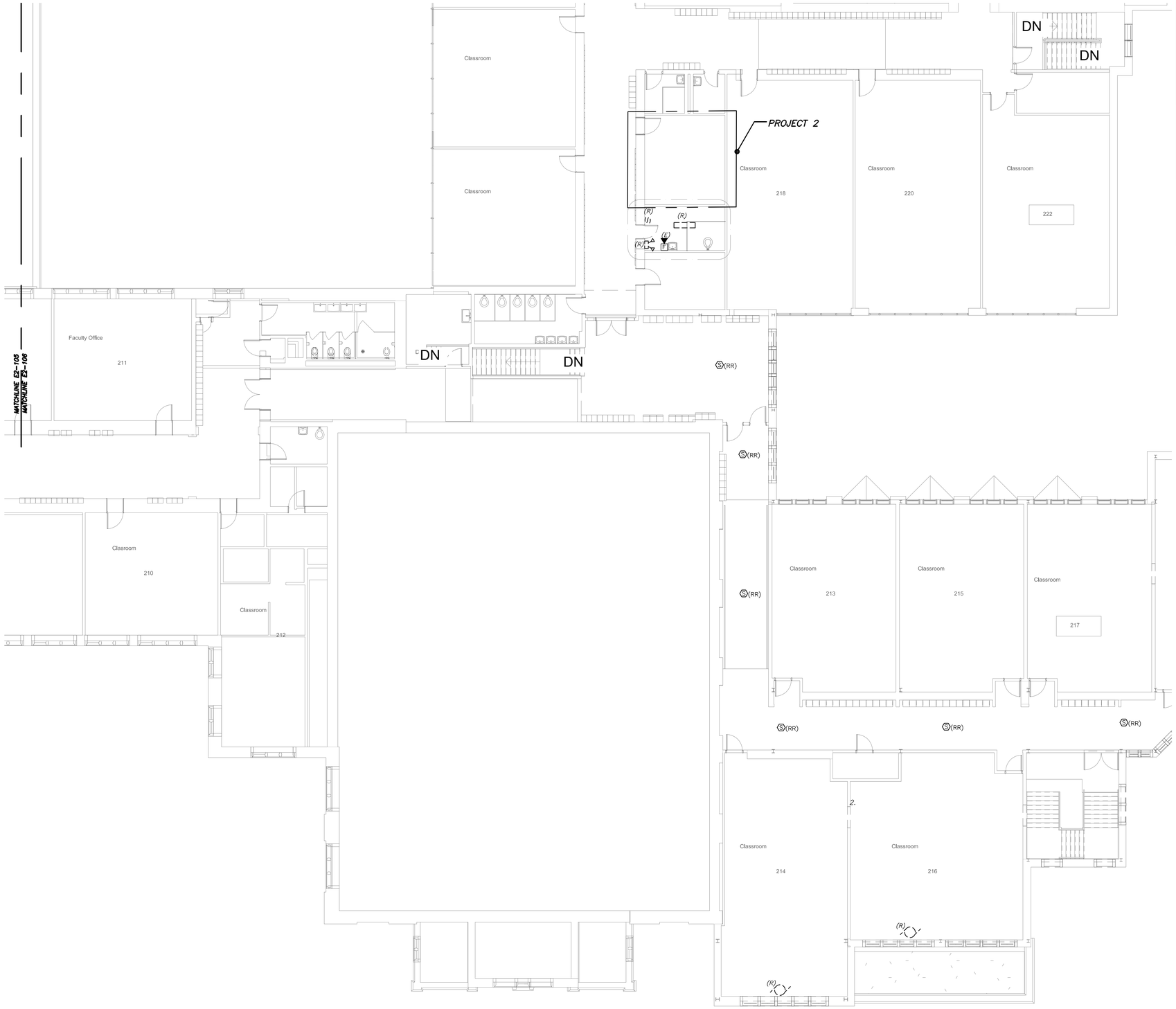

PARTIAL SECOND FLOOR PLAN (1 / E2-106)
(REMOVALS) (PROJECT 1 & 2)

0 8" 16"
1/8 inch=1 foot

BEFORE FABRICATION THIS CONTRACTOR SHALL VERIFY ALL MEASUREMENTS AND CONDITIONS ON JOB AND COORDINATE HIS WORK WITH THE WORK OF ALL OTHER CONTRACTORS.

Revision Schedule

No.	Description	Date
1	SED Submission	09/15/2020
2	SED Submission Addendum#1	01/08/2021
3	ISSUED FOR BID	01/19/2021

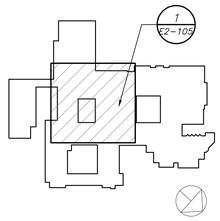

Geddis Architects
Architecture. Planning. Interiors
71 Old Post Road
P.O. Box 1020
Southport, CT 06890
(203) 256-8700

Fielding International
Transforming Education by Design
259 Water Street Suite 1L
Warren , RI 02885 USA
+1 401-289-2789

bga
BARILE GALLAGHER & ASSOCIATES
CONSULTING ENGINEERS
39 MARBLE AVE PLEASANTVILLE, NY 10570
914.328.6060 GENERAL@BGA-ENG.com www.BGA-ENG.com

Construction Manager
SAVIN ENGINEERS, P.C.
3 Campus Drive
Pleasantville, NY 10570
914-769-3200

Structural Engineer
ODEH ENGINEERS
1223 Mineral Spring Ave
North Providence, RI 02904
401-724-1771

Civil Engineer
WESTON & SAMPSON
1 Winners Circle, Suite 130
Albany, NY 12205
518-463-4400

Acoustic Consultant
DP DESIGN
12 Cold Spring Street
Providence, RI
401-861-3218

SED #: 6618-0001-0005-032

PROJECT
Rye City School District
555 Theodore Fremd Ave, Rye, NY 10580

Rye High School & Middle School

1 Parsons Street, Rye, New York 10580

HIGH SCHOOL & MIDDLE SCHOOL PART SECOND FLOOR REMOVAL PLAN

PROJECT 1 & 2

SEAL & SIGNATURE

DATE: 11/07/19
PROJECT No: 9200
DRAWING BY: BGA
CHK BY: BGA
DWG No:
E2-106

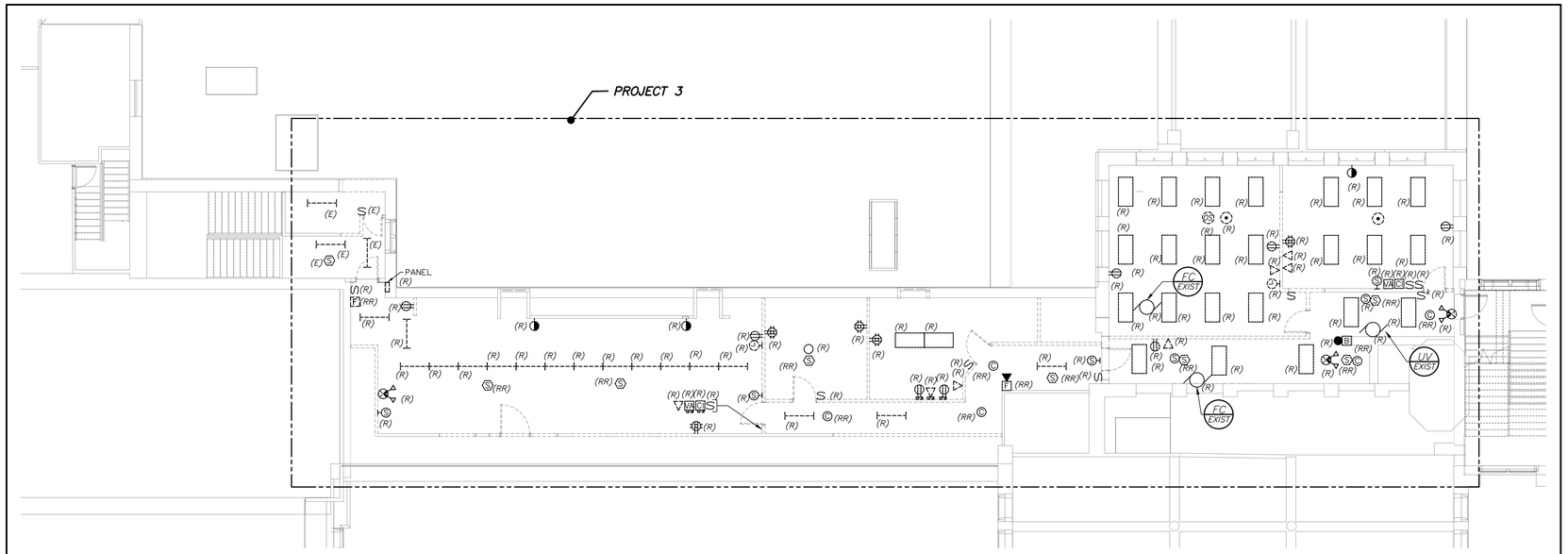

PARTIAL THIRD FLOOR PLAN
(REMOVALS) (PROJECT 3)

1 / E2-107

0 8' 16'
1/8 Inch=1 foot

GENERAL REMOVAL NOTES:

1. REMOVAL AND RELOCATING OF ALL SECURITY CAMERAS AND WIRELESS ACCESS POINTS SHALL BE DONE BY OWNER. COORDINATE WITH SCHOOL DISTRICT AND CONSTRUCTION MANAGER BEFORE THE START OF ANY WORK.

****CORRIDOR CEILING WORK NOTES (READ CAREFULLY)**:**

1. CORRIDOR CEILING SHALL BE REMOVED BY OTHER CONTRACTORS, THIS ELECTRICAL CONTRACTOR SHALL COORDINATE AND BE RESPONSIBLE TO RE-SUPPORT ALL LOW VOLTAGE WIRING AND MC LINE VOLTAGE CABLE LYING ON THE CEILING TILE, GRID AND NOT PROPERLY SUPPORTED WITH J-HOOKS BEFORE THE START OF THE CEILING REMOVAL. THIS CONTRACTOR SHOULD ANTICIPATE THAT THERE WILL BE APPROXIMATELY 2-20 CABLES ALONG THE WALL AGAINST THE CLASSROOMS ON BOTH SIDES OF THE CORRIDOR. THE CENTER OF THE CORRIDOR HAS APPROXIMATELY 30 TO 50 LOW VOLTAGE CABLES AND 5 TO 10 MC ARMORED LINE VOLTAGE CABLES. INCLUDE THE REWIRING OF APPROXIMATELY 36 – 200'-0" LENGTH LOW VOLTAGE CABLES TO ALLOW CLEARANCE FOR HVAC DUCTWORK AND PIPING. THE LOW VOLTAGE CABLE TYPE CONSISTS OF DATA, TELEPHONE, PA, FIRE ALARM, SECURITY, CAMERAS, AND MECHANICAL EQUIPMENT CONTROL WIRING.
2. THE EXISTING LIGHTING WILL BE MAINTAINED AS TEMPORARY LIGHTING DURING THE DURATION OF ABOVE CEILING WORK. ONCE NEW LIGHTING FIXTURES ARE INSTALLED ALL EXISTING LIGHTING SHALL BE REMOVED IN ITS ENTIRETY INCLUDING BRANCH CIRCUITRY BACK TO SOURCE.
3. ALL CEILING MOUNTED SPEAKERS SHALL BE RE-SUPPORTED AND MAINTAINED DURING THE DURATION OF ABOVE CEILING WORK. ONCE NEW CEILING INSTALLATION WORK START THIS CONTRACTOR SHALL REINSTALL AND REMOUNT SPEAKERS IN NEW CEILING TILES IN A NEAT AND CLEAN MANNER. ALL CEILING MOUNTED CAMERAS AND WAP'S WILL BE THE RESPONSIBILITY OF THE SCHOOL DISTRICT TO REMOVE AND REINSTALL.
4. THE CORRIDOR CEILING SEQUENCE OF THE WORK SHALL BE COORDINATED WITH CONSTRUCTION MANAGER, SCHOOL DISTRICT AND OTHER CONTRACTORS BEFORE THE START OF ANY WORK.

BEFORE FABRICATION THIS CONTRACTOR SHALL VERIFY ALL MEASUREMENTS AND CONDITIONS ON JOB AND COORDINATE HIS WORK WITH THE WORK OF ALL OTHER CONTRACTORS.

Revision Schedule

No.	Description	Date
1	SED Submission	09/15/2020
2	SED Submission Addendum#1	01/08/2021
3	ISSUED FOR BID	01/19/2021

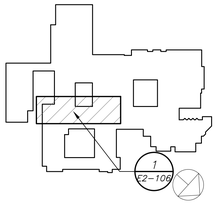

Geddis Architects
Architecture. Planning. Interiors
71 Old Post Road
P.O. Box 1020
Southport, CT 06890
(203) 256-8700

Fielding International
Transforming Education by Design
259 Water Street Suite 1L
Warren , RI 02885 USA
+1 401-289-2789

BARILE GALLAGHER & ASSOCIATES
CONSULTING ENGINEERS
39 MARBLE AVE PLEASANTVILLE, NY 10570
914.328.6060 GENERAL@BGA-ENG.com www.BGA-ENG.com

Construction Manager
SAVIN ENGINEERS, P.C.
3 Campus Drive
Pleasantville, NY 10570
914-769-3200

Structural Engineer
ODEH ENGINEERS
1223 Mineral Spring Ave
North Providence, RI 02904
401-724-1771

Civil Engineer
WESTON & SAMPSON
1 Winners Circle, Suite 130
Albany, NY 12205
518-463-4400

Acoustic Consultant
DP DESIGN
12 Cold Spring Street
Providence, RI
401-861-3218

SED #: 6618-0001-0005-032

PROJECT
Rye City School District
555 Theodore Fremd Ave, Rye, NY 10580

Rye High School & Middle School
1 Parsons Street, Rye, New York 10580

HIGH SCHOOL & MIDDLE SCHOOL PART THIRD FLOOR REMOVAL PLAN

PROJECT 3

SEAL & SIGNATURE

DATE: 11/07/19
PROJECT No: 9200
DRAWING BY: BGA
CHK BY: BGA
DWG No: E2-107

EXTERIOR POWER PLAN (4) E2-108
(REMOVALS) (PROJECT 4A)
0 8' 16' 1/8 inch=1 foot

EXTERIOR POWER PLAN (1) E2-108
0 8' 16' 1/8 inch=1 foot

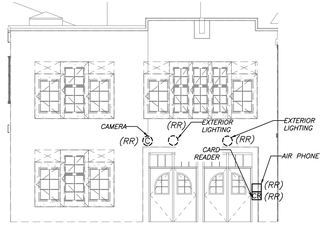

EXTERIOR POWER PLAN (5) E2-108
(REMOVALS) (PROJECT 4A)
0 8' 16' 1/8 inch=1 foot

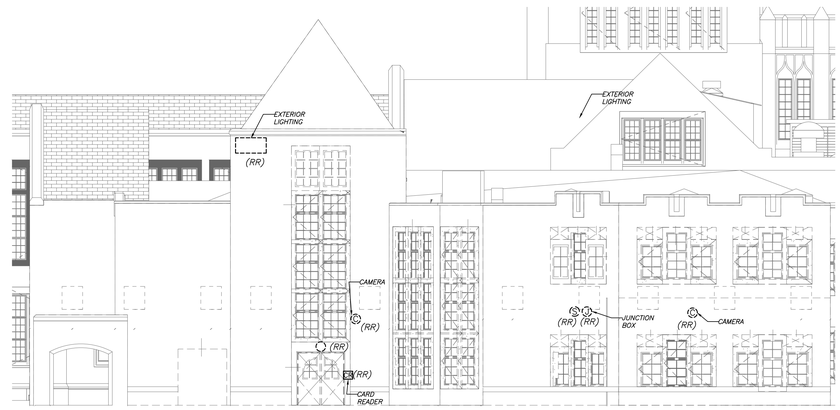

EXTERIOR POWER PLAN (2) E2-108
(REMOVALS) (PROJECT 4A)
0 8' 16' 1/8 inch=1 foot

GENERAL REMOVAL NOTES:

1. REMOVAL AND RELOCATING OF ALL SECURITY CAMERAS AND WIRELESS ACCESS POINTS SHALL BE DONE BY OWNER. COORDINATE WITH SCHOOL DISTRICT AND CONSTRUCTION MANAGER BEFORE THE START OF ANY WORK.

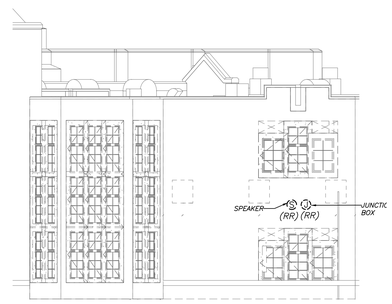

EXTERIOR POWER PLAN (3) E2-108
(REMOVALS) (PROJECT 4A)
0 8' 16' 1/8 inch=1 foot

BEFORE FABRICATION THIS CONTRACTOR SHALL VERIFY ALL MEASUREMENTS AND CONDITIONS ON JOB AND COORDINATE HIS WORK WITH THE WORK OF ALL OTHER CONTRACTORS

Revision Schedule

No.	Description	Date
1	SED Submission	09/15/2020
2	SED Submission Addendum#1	01/08/2021
3	ISSUED FOR BID	01/19/2021

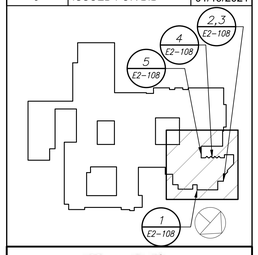

Geddis Architects
Architecture. Planning. Interiors
71 Old Post Road
P.O. Box 1020
Southport, CT 06890
(203) 256-8700

Fielding International
Transforming Education by Design
259 Water Street Suite 1L
Warren , RI 02885 USA
+1 401-289-2789

BARILE GALLAGHER & ASSOCIATES
CONSULTING ENGINEERS
39 MARBLE AVE PLEASANTVILLE, NY 10570
914.328.6060 GENERAL@BGA-ENG.com www.BGA-ENG.com

Construction Manager
SAVIN ENGINEERS, P.C.
3 Campus Drive
Pleasantville, NY 10570
914-769-3200

Structural Engineer
ODEH ENGINEERS
1223 Mineral Spring Ave
North Providence, RI 02904
401-724-1771

Civil Engineer
WESTON & SAMPSON
1 Winners Circle, Suite 130
Albany, NY 12205
518-463-4400

Acoustic Consultant
DP DESIGN
12 Cold Spring Street
Providence, RI
401-861-3218

SED #: 6618-0001-0005-032

PROJECT
Rye City School District
555 Theodore Fremd Ave, Rye, NY 10580

Rye High School & Middle School
1 Parsons Street, Rye, New York 10580

HIGH SCHOOL & MIDDLE SCHOOL EXTERIOR REMOVAL PLAN

PROJECT 4A

SEAL & SIGNATURE

DATE:	11/07/19
PROJECT No:	9200
DRAWING BY:	BGA
CHK BY:	BGA
DWG No:	E2-108

PARTIAL FIRST FLOOR PLAN
(NEW WORK) (PROJECT 1)

1 / E2-201

1/8 inch=1 foot

Revision Schedule		
No.	Description	Date
1	SED Submission	09/15/2020
2	SED Submission Addendum#1	01/08/2021
3	ISSUED FOR BID	01/19/2021

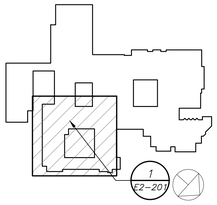

Geddis Architects
Architecture. Planning. Interiors
71 Old Post Road
P.O. Box 1020
Southport, CT 06890
(203) 256-8700

Fielding International
Transforming Education by Design
259 Water Street Suite 1L
Warren , RI 02885 USA
+1 401-289-2789

BARILE GALLAGHER & ASSOCIATES
CONSULTING ENGINEERS
39 MARBLE AVE PLEASANTVILLE, NY 10570
914.328.6060 GENERAL@BGA-ENG.com www.BGA-ENG.com

Construction Manager
SAVIN ENGINEERS, P.C.
3 Campus Drive
Pleasantville, NY 10570
914-769-3200

Structural Engineer
ODEH ENGINEERS
1223 Mineral Spring Ave
North Providence, RI 02904
401-724-1771

Civil Engineer
WESTON & SAMPSON
1 Winners Circle, Suite 130
Albany, NY 12205
518-463-4400

Acoustic Consultant
DP DESIGN
12 Cold Spring Street
Providence, RI
401-861-3218

SED #: 6618-0001-0005-032

PROJECT

Rye City School District

555 Theodore Fremd Ave, Rye, NY 10580

Rye High School & Middle School

1 Parsons Street, Rye, New York 10580

HIGH SCHOOL & MIDDLE SCHOOL PART FIRST FLOOR LIGHTING PLAN

PROJECT 1

SEAL & SIGNATURE		
	DATE:	11/07/19
	PROJECT No:	9200
	DRAWING BY:	BGA
	CHK BY:	BGA
	DWG No:	E2-201

LIGHTING CONTROL AND SEQUENCE OF OPERATION:

1. ALL RENOVATED LOBBY AREAS SHALL BE CONTROLLED VIA TWO SEPARATE EXISTING MANUAL WALL MOUNTED KEY SWITCHES AND OCCUPANCY SENSORS. THE OCCUPANCY SENSORS SHALL HAVE AUTO ON-AUTO OFF FEATURE WHICH SHALL TURN ALL LIGHTS IN THE DESIGNATED ZONE OFF AFTER 20 MINUTES WHEN CORRIDOR IS VACANT. THE OCCUPANCY SENSOR SHALL CONTROL ONLY NORMAL/NON-EMERGENCY LIGHTING. THE LIGHTING FIXTURE DESIGNATED WITH EMERGENCY FEATURE SHALL BE CONTROLLED VIA WALL MOUNTED KEY SWITCH . UL 924 EMERGENCY LIGHTING RELAY (R) ARE INCLUDED TO OVERRIDE SWITCH AND FORCE EMERGENCY LIGHTS ON IN THE EVENT OF LOSS OF POWER.

WORK NOTES

1. CIRCUIT NUMBERS FOR CONTRACTOR GUIDANCE ONLY. WIRE LIGHTING TO CIRCUIT MADE SPARE BY DEMO WORK.
2. WIRE NEW CORRIDOR LIGHTING TO CIRCUIT MADE SPARE BY DEMO WORK.
3. WIRE EMERGENCY LIGHTING TO EMERGENCY LIGHTING CIRCUIT IN AREA.
4. ELECTRICAL CONTRACTOR TO REFURBISH AND REWIRE EXISTING HISTORIC FIXTURE. RELOCATE FIXTURE TO BE MOUNTED ON PROPOSED BRACKET.
5. WIRE LIGHTING FIXTURE TO EMERGENCY LIGHTING CIRCUIT IN AREA REFER TO E2-207

PHASE 1 NOTES:

4. APPROVED IN PHASE 1, SED #6618001-0003-024 ON 3/16/20

BEFORE FABRICATION THIS CONTRACTOR SHALL VERIFY ALL MEASUREMENTS AND CONDITIONS ON JOB AND COORDINATE HIS WORK WITH THE WORK OF ALL OTHER CONTRACTORS

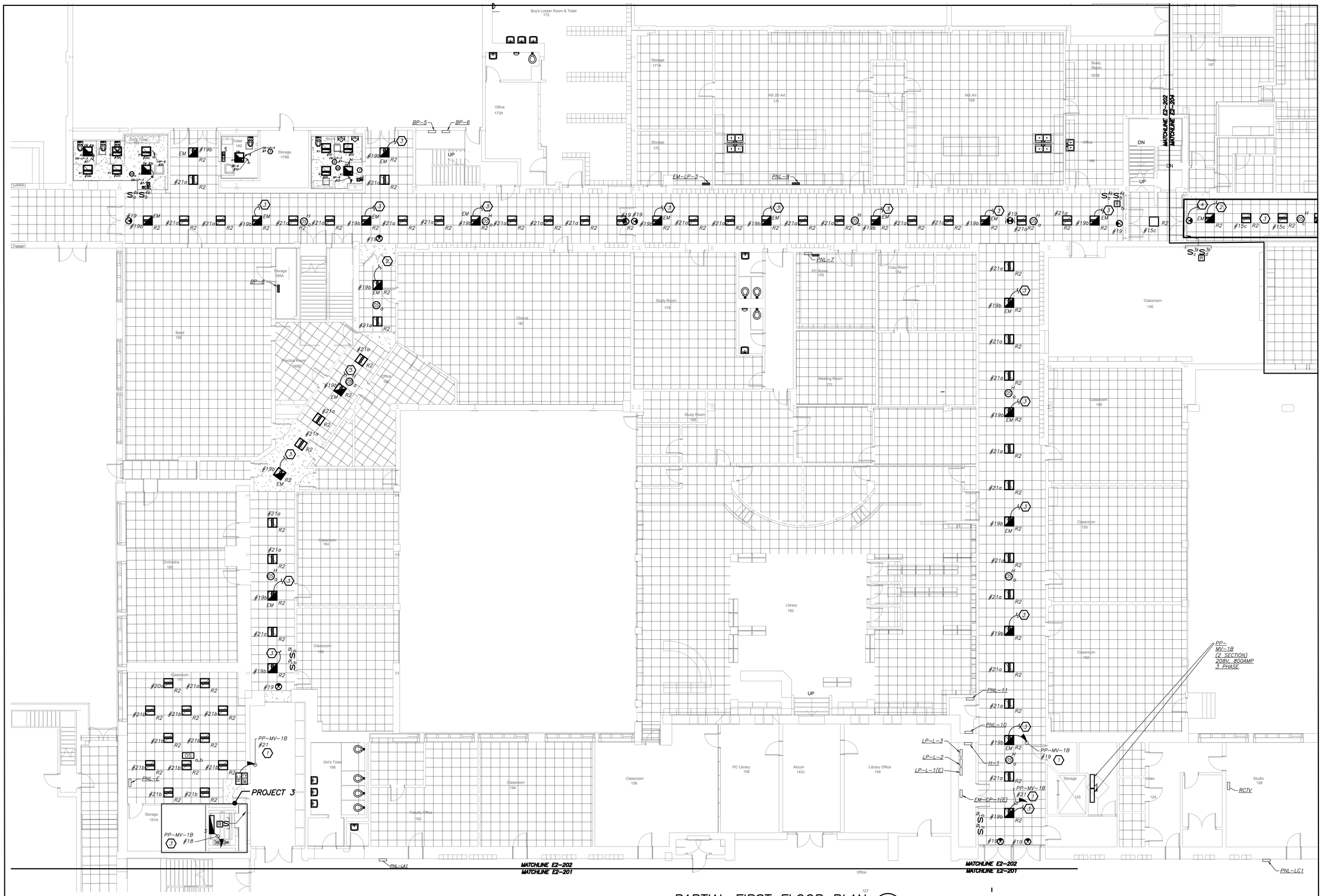

PARTIAL FIRST FLOOR PLAN

(NEW WORK) (PROJECT 1 & 3)

1 E2-202

0 8' 16'
1/8 Inch=1 foot

LIGHTING CONTROL AND SEQUENCE OF OPERATION:

1. ALL RENOVATED LOBBY AREAS SHALL BE CONTROLLED VIA TWO SEPARATE EXISTING MANUAL WALL MOUNTED KEY SWITCHES AND OCCUPANCY SENSORS. THE OCCUPANCY SENSORS SHALL HAVE AUTO ON-AUTO OFF FEATURE WHICH SHALL TURN ALL LIGHTS IN THE DESIGNATED ZONE OFF AFTER 20 MINUTES WHEN CORRIDOR IS VACANT. THE OCCUPANCY SENSOR SHALL CONTROL ONLY NORMAL/NON-EMERGENCY LIGHTING. THE LIGHTING FIXTURE DESIGNATED WITH EMERGENCY FEATURE SHALL BE CONTROLLED VIA WALL MOUNTED KEY SWITCH . UL 924 EMERGENCY LIGHTING RELAY (R) ARE INCLUDED TO OVERRIDE SWITCH AND FORCE EMERGENCY LIGHTS ON IN THE EVENT OF LOSS OF POWER.

WORK NOTES

1. CIRCUIT NUMBERS FOR CONTRACTOR GUIDANCE ONLY. WIRE LIGHTING TO CIRCUIT MADE SPARE BY DEMO WORK.
2. WIRE NEW CORRIDOR LIGHTING TO CIRCUIT MADE SPARE BY DEMO WORK.
3. WIRE EMERGENCY LIGHTING TO EMERGENCY LIGHTING CIRCUIT IN AREA.

PHASE 1 NOTES:

A. APPROVED IN PHASE 1, SED #6618001-0003-024 ON 3/16/20

BEFORE FABRICATION THIS CONTRACTOR SHALL VERIFY ALL MEASUREMENTS AND CONDITIONS ON JOB AND COORDINATE HIS WORK WITH THE WORK OF ALL OTHER CONTRACTORS

Revision Schedule

No.	Description	Date
1	SED Submission	09/15/2020
2	SED Submission Addendum#1	01/08/2021
3	ISSUED FOR BID	01/19/2021

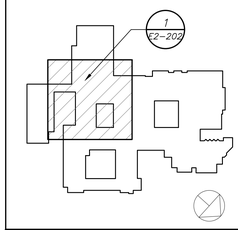

Geddis Architects
Architecture. Planning. Interiors
71 Old Post Road
P.O. Box 1020
Southport, CT 06890
(203) 256-8700

Fielding International
Transforming Education by Design
259 Water Street Suite 1L
Warren , RI 02885 USA
+1 401-289-2789

BARILE GALLAGHER & ASSOCIATES
CONSULTING ENGINEERS
39 MARBLE AVE PLEASANTVILLE, NY 10570
914.328.6060 GENERAL@BGA-ENG.com www.BGA-ENG.com

Construction Manager
SAVIN ENGINEERS, P.C.
3 Campus Drive
Pleasantville, NY 10570
914-769-3200

Structural Engineer
ODEH ENGINEERS
1223 Mineral Spring Ave
North Providence, RI 02904
401-724-1771

Civil Engineer
WESTON & SAMPSON
1 Winners Circle, Suite 130
Albany, NY 12205
518-463-4400

Acoustic Consultant
DP DESIGN
12 Cold Spring Street
Providence, RI
401-861-3218

SED #: 6618-0001-0005-032

PROJECT

Rye City School District

555 Theodore Fremd Ave, Rye, NY 10580

Rye High School & Middle School

1 Parsons Street, Rye, New York 10580

HIGH SCHOOL & MIDDLE SCHOOL PART FIRST FLOOR LIGHTING PLAN

PROJECT 1 & 3

SEAL & SIGNATURE		
	DATE:	11/07/19
	PROJECT No:	9200
	DRAWING BY:	BGA
	CHK BY:	BGA
	DWG No:	E2-202

WORK NOTES:

1. NOT USED
2. CIRCUIT NEW EMERGENCY LIGHTING TO EXISTING EMERGENCY CIRCUIT SERVING CORRIDOR. EC TO CONFIRM CIRCUIT IN FIELD. PROVIDE 2#12+1#12G IN 3/4"C FROM NEW LIGHTS TO EXISTING LIGHT FIXTURES.
3. CIRCUIT NEW NORMAL LIGHTING ON EXISTING LIGHTING CIRCUIT IN THIS AREA. CIRCUIT NUMBER ARE FOR REFERENCE ONLY. EC TO CONFIRM CIRCUIT # IN FIELD. PROVIDE 2#12+1#12G IN 3/4"C FROM SOURCE PANELBOARD TO FEED NEW LIGHT FIXTURES. PROVIDE NEW KEY SWITCH AS SHOWN.
4. CIRCUIT EXIT LIGHTS TO THE EM LIGHTING CIRCUIT IN THIS AREA, AHEAD OF ANY SWITCHING.

LIGHTING CONTROL AND SEQUENCE OF OPERATION:

1. NEW LEARNING COMMONS ILAB ARE CONTROLLED VIA MANUAL ON DIMMABLE WALL SWITCH AND OCCUPANCY SENSORS. IT CONSISTS OF FULL DIMMING CAPABILITY OF THREE ZONES. WALL SWITCHES CONSISTS OF 'A', 'B', 'C' 'OFF', 'RAISE', AND 'LOWER' BUTTONS. THE OCCUPANCY SENSORS SHALL HAVE THE AUTO OFF FEATURE WHICH SHALL TURN ALL LIGHTS OFF AFTER 20 MINUTES WHEN THE ROOM IS VACANT. UL 924 EMERGENCY LIGHTING RELAY ARE INCLUDED TO OVERRIDE SWITCH AND FORCE EMERGENCY LIGHTS ON 100% IN THE EVENT OF EMERGENCY.
2. SMALL GROUP ROOMS ARE CONTROLLED VIA DIMMER SWITCH WITH FULL DIMMING CAPABILITY. THE OCCUPANCY SENSORS SHALL HAVE THE AUTO OFF FEATURE WHICH SHALL TURN ALL LIGHTS OFF AFTER 20 MINUTES WHEN THE ROOM IS VACANT. EMERGENCY LIGHTING RELAY ARE INCLUDED TO OVERRIDE SWITCH AND FORCE EMERGENCY LIGHTS ON 100% IN THE EVENT OF EMERGENCY.
3. OFFICES AND SEMINAR ROOMS ARE CONTROLLED VIA MANUAL ON DIMMABLE WALL SWITCH AND OCCUPANCY SENSORS. EACH OFFICE CONSISTS OF FULL DIMMING CAPABILITY. WALL SWITCHES CONSISTS OF 'ON', 'RAISE', 'LOWER', AND 'OFF' BUTTONS. THE OCCUPANCY SENSORS SHALL HAVE THE AUTO OFF FEATURE WHICH SHALL TURN ALL LIGHTS OFF AFTER 20 MINUTES WHEN THE ROOM IS VACANT. UL 924 EMERGENCY LIGHTING RELAY ARE INCLUDED TO OVERRIDE SWITCH AND FORCE EMERGENCY LIGHTS ON IN THE EVENT OF EMERGENCY.
4. ALL RENOVATED LOBBY AREAS SHALL BE CONTROLLED VIA EXISTING LOCAL WALL SWITCHES. OVER LAPPED LONG RANGE OCCUPANCY SENSORS (AUTO ON, AUTO OFF) IN EACH CORRIDOR WILL FUNCTION INDEPENDENTLY AS LOCAL ZONES.
5. ALL RENOVATED LOBBY AREAS SHALL BE CONTROLLED VIA TWO SEPARATE EXISTING MANUAL WALL MOUNTED KEY SWITCHES AND OCCUPANCY SENSORS. THE OCCUPANCY SENSORS SHALL HAVE AUTO ON-AUTO OFF FEATURE WHICH SHALL TURN ALL LIGHTS IN THE DESIGNATED ZONE OFF AFTER 20 MINUTES WHEN CORRIDOR IS VACANT. THE OCCUPANCY SENSOR SHALL CONTROL ONLY NORMAL/NON-EMERGENCY LIGHTING. THE LIGHTING FIXTURE DESIGNATED WITH EMERGENCY FEATURE SHALL BE CONTROLLED VIA WALL MOUNTED KEY SWITCH . UL 924 EMERGENCY LIGHTING RELAY (R) ARE INCLUDED TO OVERRIDE SWITCH AND FORCE EMERGENCY LIGHTS ON IN THE EVENT OF LOSS OF POWER.

GENERAL NOTES:

1. REFER TO DRAWING E2-001 FOR LEGEND AND LIGHTING CONTROL AND E2-601 FOR LIGHTING FIXTURE SCHEDULE.
2. REFER TO DRAWING E2-600 SERIES FOR PANELBOARD SCHEDULES.
3. REFER TO DRAWING E2-701 AND E2-702 FOR LIGHTING CONTROL WIRING DIAGRAMS AND DETAILS.
4. NORMAL SIDE SENSING LINE ON ALL EMERGENCY LIGHTING RELAY SHALL BE CIRCUITED TO THE NORMAL LIGHTING CIRCUIT IN THE ROOM/AREA IT SERVES.
5. FOR ALL AREAS CONTROLLED BY ROOM CONTROLLER "RC", ELECTRICAL CONTRACTOR IS TO CIRCUIT ROOM CONTROLLER, THEN EXTEND LINE VOLTAGE CIRCUITRY TO EACH OF THE LIGHT FIXTURES DEPENDING ON CONTROL ZONES. REFER TO ROOM CONTROLLER WIRING DIAGRAM DETAILS ON DRAWING E703.
6. ALL EXIT LIGHTS SHALL BE CIRCUITED TO NORMAL LIGHTING CIRCUIT IN THE AREA, AHEAD OF ANY SWITCHING.
7. SET LIGHTING CONTROL SENSORS TO HIGHEST SENSITIVITY AVAILABLE PRIOR TO INSTALLATION.

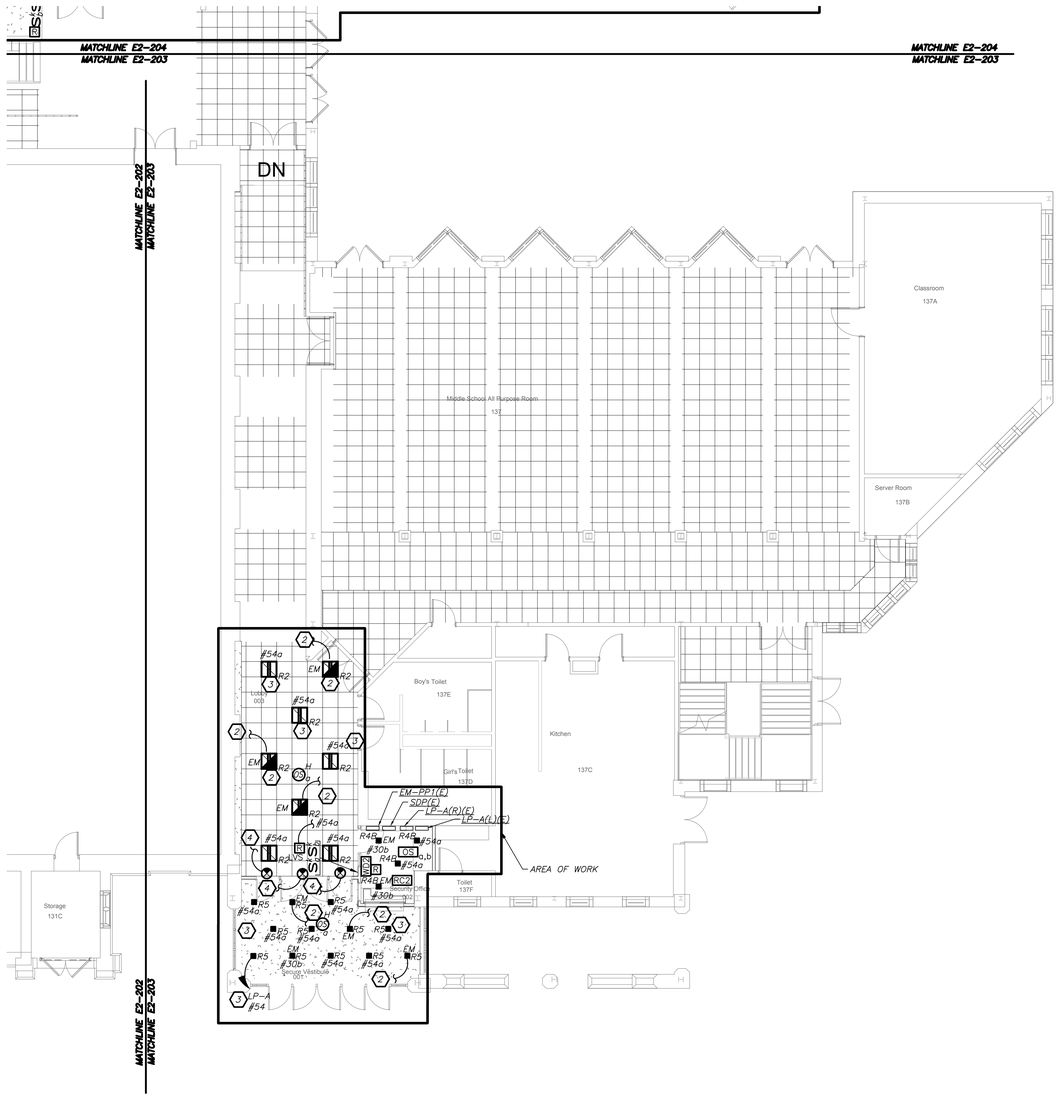

PARTIAL FIRST FLOOR LIGHTING PLAN (1 / E2-203)

(NEW WORK) (PROJECT 1)

1/8 inch=1 foot

BEFORE FABRICATION THIS CONTRACTOR SHALL VERIFY ALL MEASUREMENTS AND CONDITIONS ON JOB AND COORDINATE HIS WORK WITH THE WORK OF ALL OTHER CONTRACTORS

Revision Schedule

No.	Description	Date
1	SED Submission	09/15/2020
2	SED Submission Addendum#1	01/08/2021
3	ISSUED FOR BID	01/19/2021

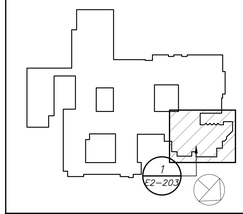

Geddis Architects
Architecture. Planning. Interiors
71 Old Post Road
P.O. Box 1020
Southport, CT 06890
(203) 256-8700

Fielding International
Transforming Education by Design
259 Water Street Suite 1L
Warren , RI 02885 USA
+1 401-289-2789

BARILE GALLAGHER & ASSOCIATES
CONSULTING ENGINEERS
39 MARBLE AVE PLEASANTVILLE, NY 10570
914.328.6060 GENERAL@BGA-ENG.com www.BGA-ENG.com

Construction Manager
SAVIN ENGINEERS, P.C.
3 Campus Drive
Pleasantville, NY 10570
914-769-3200

Structural Engineer
ODEH ENGINEERS
1223 Mineral Spring Ave
North Providence, RI 02904
401-724-1771

Civil Engineer
WESTON & SAMPSON
1 Winners Circle, Suite 130
Albany, NY 12205
518-463-4400

Acoustic Consultant
DP DESIGN
12 Cold Spring Street
Providence, RI
401-861-3218

SED #: 6618-0001-0005-032

PROJECT

Rye City School District

555 Theodore Fremd Ave, Rye, NY 10580

Rye High School & Middle School

1 Parsons Street, Rye, New York 10580

HIGH SCHOOL & MIDDLE SCHOOL PART FIRST FLOOR LIGHTING PLAN

PROJECT 1

SEAL & SIGNATURE

DATE: 11/07/19
PROJECT No: 9200
DRAWING BY: BGA
CHK BY: BGA
DWG No: E2-203

WORK NOTES:

1. APPROVED IN PHASE 1, SED #6618001-0005-031 ON 03/16/20.
2. CIRCUIT NEW EMERGENCY LIGHTING TO EMERGENCY PANELBOARD CIRCUIT MADE SPARE BY DEMO WORK. EC TO CONFIRM CIRCUIT IN FIELD. PROVIDE 2#12+1#12G IN 3/4"C FROM SOURCE PANELBOARD TO FEED NEW LIGHT FIXTURES.
3. CIRCUIT NEW NORMAL LIGHTING ON EXISTING LIGHTING CIRCUIT IN THIS AREA. CIRCUIT NUMBER ARE FOR REFERENCE ONLY. EC TO CONFIRM CIRCUIT # IN FIELD. PROVIDE 2#12+1#12G IN 3/4"C FROM SOURCE PANELBOARD TO FEED NEW LIGHT FIXTURES.
4. CIRCUIT EXIT LIGHTS TO THE EM LIGHTING CIRCUIT IN THIS AREA, AHEAD OF ANY SWITCHING.

LIGHTING CONTROL AND SEQUENCE OF OPERATION:

1. NEW LEARNING COMMONS ILAB ARE CONTROLLED VIA MANUAL ON DIMMABLE WALL SWITCH AND OCCUPANCY SENSORS. IT CONSISTS OF FULL DIMMING CAPABILITY OF THREE ZONES. WALL SWITCHES CONSISTS OF 'A', 'B', 'C' 'OFF', 'RAISE', AND 'LOWER' BUTTONS. THE OCCUPANCY SENSORS SHALL HAVE THE AUTO OFF FEATURE WHICH SHALL TURN ALL LIGHTS OFF AFTER 20 MINUTES WHEN THE ROOM IS VACANT. UL 924 EMERGENCY LIGHTING RELAY ARE INCLUDED TO OVERRIDE SWITCH AND FORCE EMERGENCY LIGHTS ON 100% IN THE EVENT OF EMERGENCY.
2. SMALL GROUP ROOMS ARE CONTROLLED VIA DIMMER SWITCH WITH FULL DIMMING CAPABILITY. THE OCCUPANCY SENSORS SHALL HAVE THE AUTO OFF FEATURE WHICH SHALL TURN ALL LIGHTS OFF AFTER 20 MINUTES WHEN THE ROOM IS VACANT. EMERGENCY LIGHTING RELAY ARE INCLUDED TO OVERRIDE SWITCH AND FORCE EMERGENCY LIGHTS ON 100% IN THE EVENT OF EMERGENCY.
3. OFFICES AND SEMINAR ROOMS ARE CONTROLLED VIA MANUAL ON DIMMABLE WALL SWITCH AND OCCUPANCY SENSORS. EACH OFFICE CONSISTS OF FULL DIMMING CAPABILITY. WALL SWITCHES CONSISTS OF 'ON', 'RAISE', 'LOWER', AND 'OFF' BUTTONS. THE OCCUPANCY SENSORS SHALL HAVE THE AUTO OFF FEATURE WHICH SHALL TURN ALL LIGHTS OFF AFTER 20 MINUTES WHEN THE ROOM IS VACANT. UL 924 EMERGENCY LIGHTING RELAY ARE INCLUDED TO OVERRIDE SWITCH AND FORCE EMERGENCY LIGHTS ON IN THE EVENT OF EMERGENCY.
4. ALL RENOVATED LOBBY AREAS SHALL BE CONTROLLED VIA EXISTING LOCAL WALL SWITCHES. OVER LAPPED LONG RANGE OCCUPANCY SENSORS (AUTO ON, AUTO OFF) IN EACH CORRIDOR WILL FUNCTION INDEPENDENTLY AS LOCAL ZONES.

GENERAL NOTES:

1. REFER TO DRAWING E2-001 FOR LEGEND AND LIGHTING CONTROL AND E2-601 FOR LIGHTING FIXTURE SCHEDULE.
2. REFER TO DRAWING E2-600 SERIES FOR PANELBOARD SCHEDULES.
3. REFER TO DRAWING E2-701 AND E2-702 FOR LIGHTING CONTROL WIRING DIAGRAMS AND DETAILS.
4. NORMAL SIDE SENSING LINE ON ALL EMERGENCY LIGHTING RELAY SHALL BE CIRCUITED TO THE NORMAL LIGHTING CIRCUIT IN THE ROOM/AREA IT SERVES.
5. FOR ALL AREAS CONTROLLED BY ROOM CONTROLLER "RC", ELECTRICAL CONTRACTOR IS TO CIRCUIT ROOM CONTROLLER, THEN EXTEND LINE VOLTAGE CIRCUITRY TO EACH OF THE LIGHT FIXTURES DEPENDING ON CONTROL ZONES. REFER TO ROOM CONTROLLER WIRING DIAGRAM DETAILS ON DRAWING E703.
6. ALL EXIT LIGHTS SHALL BE CIRCUITED TO NORMAL LIGHTING CIRCUIT IN THE AREA, AHEAD OF ANY SWITCHING.
7. SET LIGHTING CONTROL SENSORS TO HIGHEST SENSITIVITY AVAILABLE PRIOR TO INSTALLATION.

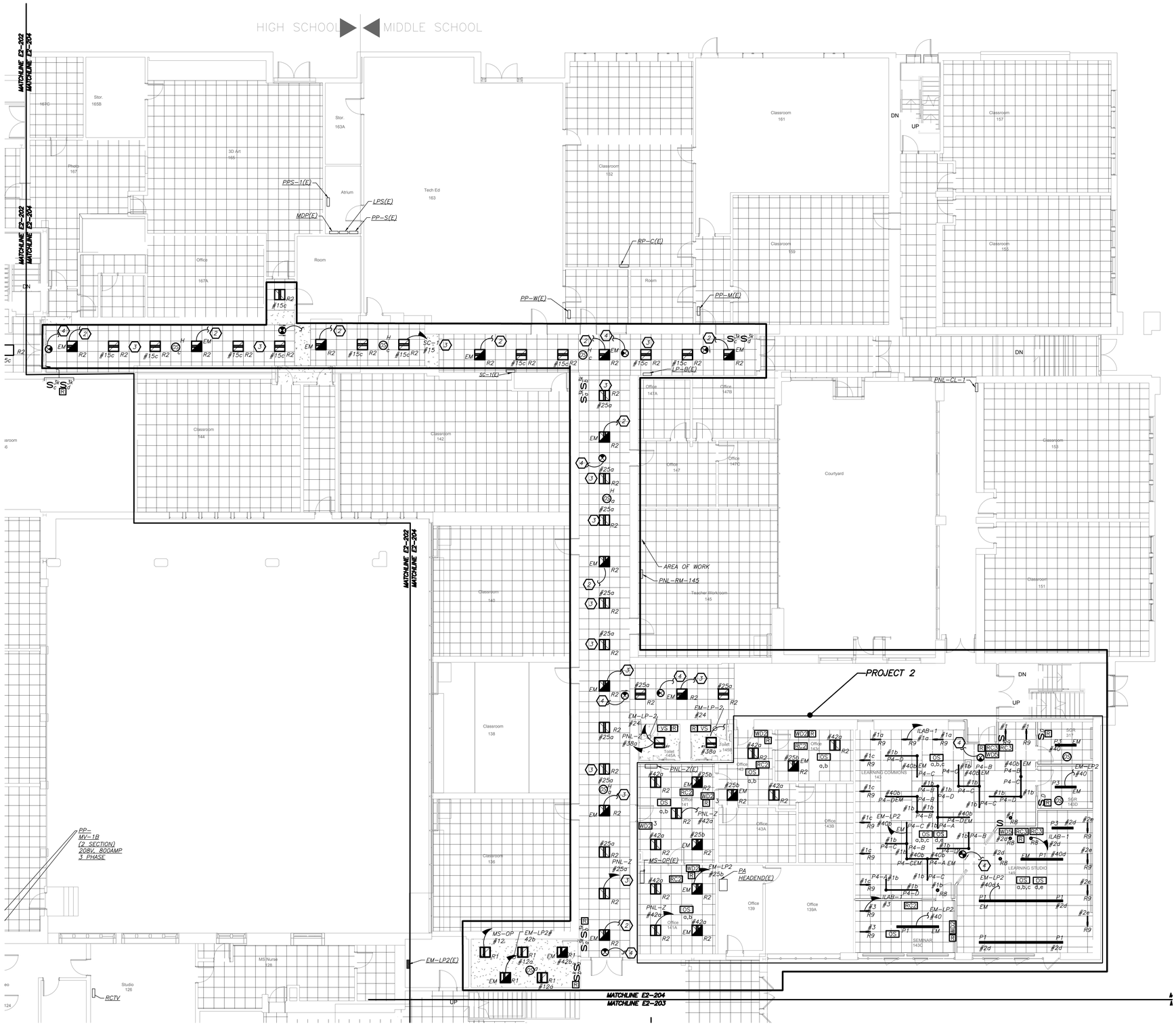

PARTIAL FIRST FLOOR LIGHTING PLAN (1 / E2-204)
(NEW WORK) (PROJECT 1 & 2)
0 8' 16' 1/8 inch=1 foot

BEFORE FABRICATION THIS CONTRACTOR SHALL VERIFY ALL MEASUREMENTS AND CONDITIONS ON JOB AND COORDINATE HIS WORK WITH THE WORK OF ALL OTHER CONTRACTORS.

Revision Schedule

No.	Description	Date
1	SED Submission	09/15/2020
2	SED Submission Addendum#1	01/08/2021
3	ISSUED FOR BID	01/19/2021

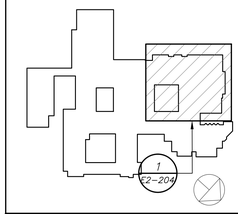

Geddis Architects
Architecture. Planning. Interiors
71 Old Post Road
P.O. Box 1020
Southport, CT 06890
(203) 256-8700

Fielding International
Transforming Education by Design
259 Water Street Suite 1L
Warren , RI 02885 USA
+1 401-289-2789

BARILE GALLAGHER & ASSOCIATES
CONSULTING ENGINEERS
39 MARBLE AVE PLEASANTVILLE, NY 10570
914.328.6060 GENERAL@BGA-ENG.com www.BGA-ENG.com

Construction Manager
SAVIN ENGINEERS, P.C.
3 Campus Drive
Pleasantville, NY 10570
914-769-3200

Structural Engineer
ODEH ENGINEERS
1223 Mineral Spring Ave
North Providence, RI 02904
401-724-1771

Civil Engineer
WESTON & SAMPSON
1 Winners Circle, Suite 130
Albany, NY 12205
518-463-4400

Acoustic Consultant
DP DESIGN
12 Cold Spring Street
Providence, RI
401-861-3218

SED #: 6618-0001-0005-032

PROJECT
Rye City School District
555 Theodore Fremd Ave, Rye, NY 10580

Rye High School & Middle School

1 Parsons Street, Rye, New York 10580

HIGH SCHOOL & MIDDLE SCHOOL PART FIRST FLOOR LIGHTING PLAN

PROJECT 1 & 2

SEAL & SIGNATURE

DATE:	11/07/19
PROJECT No:	9200
DRAWING BY:	BGA
CHK BY:	BGA
DWG No:	E2-204

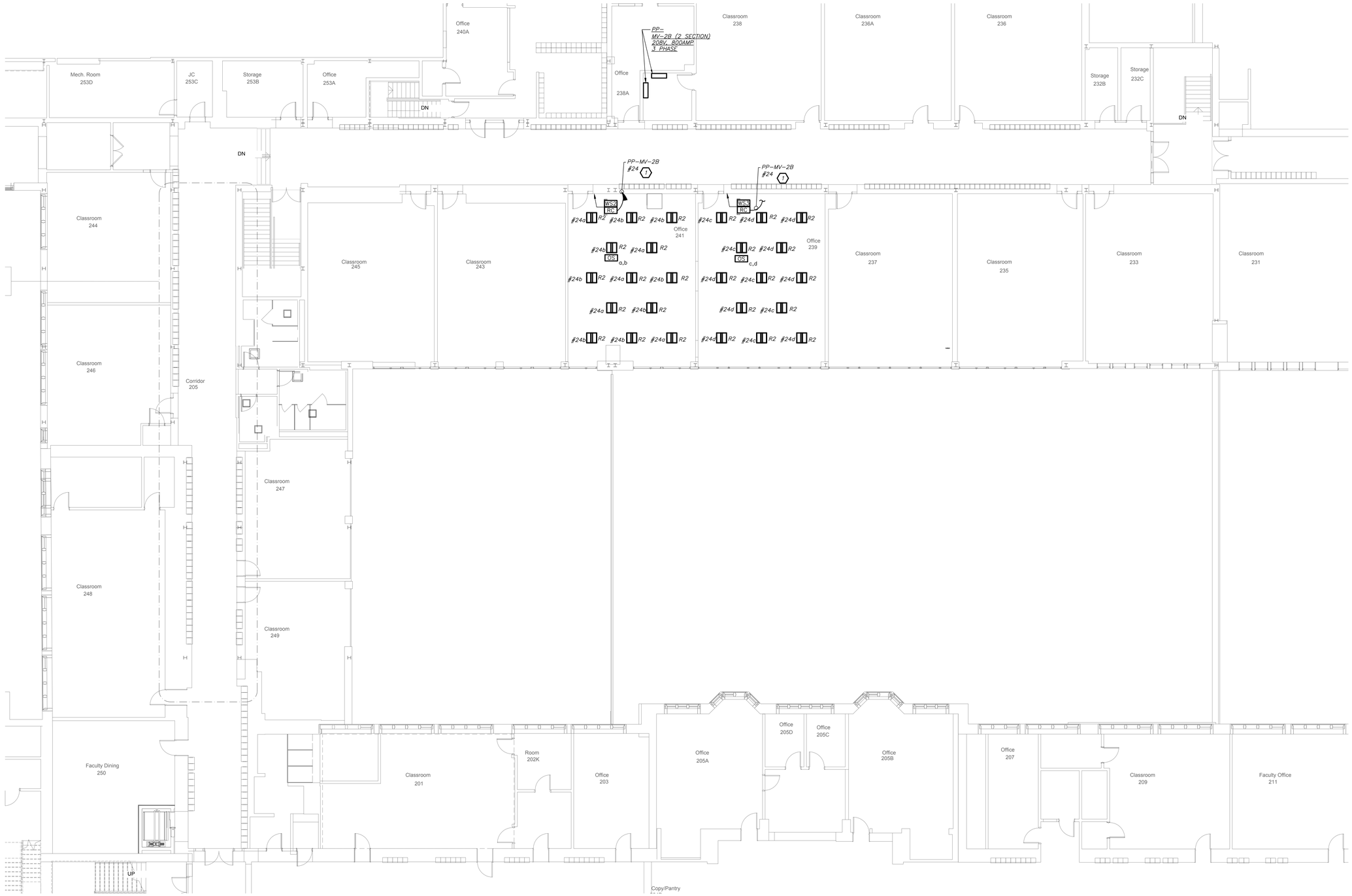

PARTIAL SECOND FLOOR PLAN

(NEW WORK) (PROJECT 1)

1 / E2-205

0 8' 16'
1/8 inch=1 foot

LIGHTING CONTROL AND SEQUENCE OF OPERATION:

1. ALL RENOVATED LOBBY AREAS SHALL BE CONTROLLED VIA TWO SEPARATE EXISTING MANUAL WALL MOUNTED KEY SWITCHES AND OCCUPANCY SENSORS. THE OCCUPANCY SENSORS SHALL HAVE AUTO ON-AUTO OFF FEATURE WHICH SHALL TURN ALL LIGHTS IN THE DESIGNATED ZONE OFF AFTER 20 MINUTES WHEN CORRIDOR IS VACANT. THE OCCUPANCY SENSOR SHALL CONTROL ONLY NORMAL/NON-EMERGENCY LIGHTING. THE LIGHTING FIXTURE DESIGNATED WITH EMERGENCY FEATURE SHALL BE CONTROLLED VIA WALL MOUNTED KEY SWITCH . UL 924 EMERGENCY LIGHTING RELAY (R) ARE INCLUDED TO OVERRIDE SWITCH AND FORCE EMERGENCY LIGHTS ON IN THE EVENT OF LOSS OF POWER.

WORK NOTES:

7 CIRCUIT NUMBER FOR CONTRACTOR GUIDANCE ONLY. WIRE LIGHTING TO CIRCUIT MADE SPARE BY DEMO WORK.

BEFORE FABRICATION THIS CONTRACTOR SHALL VERIFY ALL MEASUREMENTS AND CONDITIONS ON JOB AND COORDINATE HIS WORK WITH THE WORK OF ALL OTHER CONTRACTORS.

Revision Schedule

No.	Description	Date
1	SED Submission	09/15/2020
2	SED Submission Addendum#1	01/08/2021
3	ISSUED FOR BID	01/19/2021

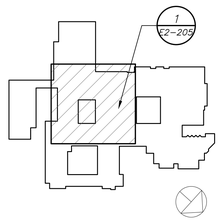

Geddis Architects
Architecture. Planning. Interiors
71 Old Post Road
P.O. Box 1020
Southport, CT 06890
(203) 256-8700

Fielding International
Transforming Education by Design
259 Water Street Suite 1L
Warren , RI 02885 USA
+1 401-289-2789

BARILE GALLAGHER & ASSOCIATES
CONSULTING ENGINEERS
39 MARBLE AVE PLEASANTVILLE, NY 10570
914.328.6060 GENERAL@BGA-ENG.com www.BGA-ENG.com

Construction Manager
SAVIN ENGINEERS, P.C.
3 Campus Drive
Pleasantville, NY 10570
914-769-3200

Structural Engineer
ODEH ENGINEERS
1223 Mineral Spring Ave
North Providence, RI 02904
401-724-1771

Civil Engineer
WESTON & SAMPSON
1 Winners Circle, Suite 130
Albany, NY 12205
518-463-4400

Acoustic Consultant
DP DESIGN
12 Cold Spring Street
Providence, RI
401-861-3218

SED #: 6618-0001-0005-032

PROJECT

Rye City School District

555 Theodore Fremd Ave, Rye, NY 10580

Rye High School & Middle School

1 Parsons Street, Rye, New York 10580

HIGH SCHOOL & MIDDLE SCHOOL PART SECOND FLOOR LIGHTING PLAN

PROJECT 1

SEAL & SIGNATURE

DATE: 11/07/19
PROJECT No: 9200
DRAWING BY: BGA
CHK BY: BGA
DWG No: E2-205

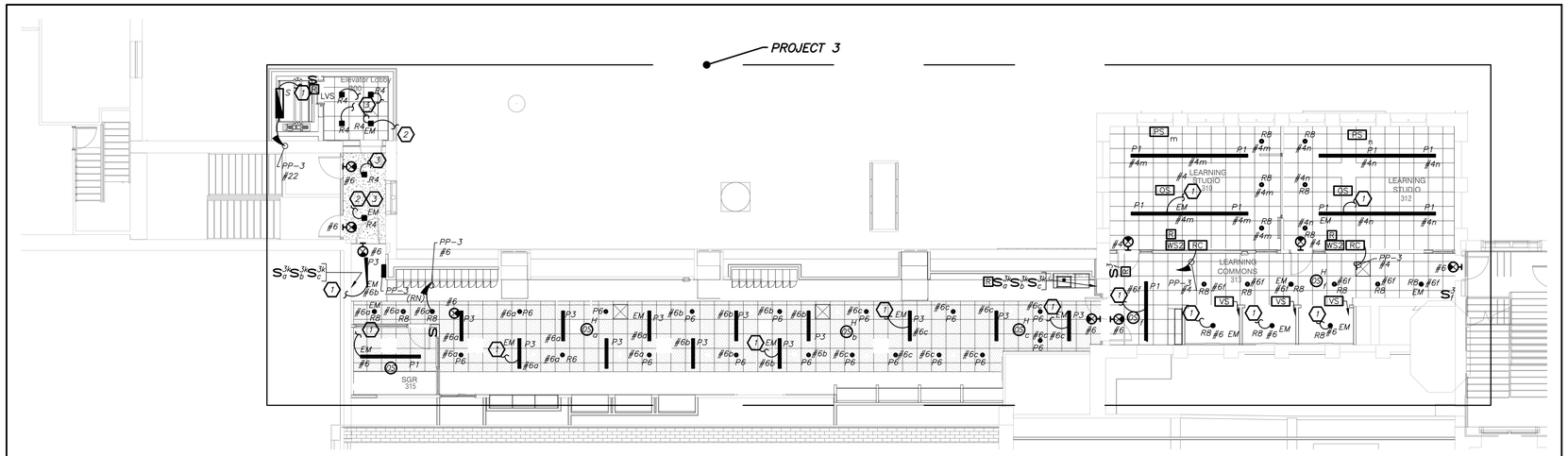

PARTIAL THIRD FLOOR PLAN

(NEW WORK) (PROJECT 3)

1 E2-206

LIGHTING CONTROL AND SEQUENCE OF OPERATION:

1. ALL RENOVATED LOBBY AREAS SHALL BE CONTROLLED VIA TWO SEPARATE EXISTING MANUAL WALL MOUNTED KEY SWITCHES AND OCCUPANCY SENSORS. THE OCCUPANCY SENSORS SHALL HAVE AUTO ON-AUTO OFF FEATURE WHICH SHALL TURN ALL LIGHTS IN THE DESIGNATED ZONE OFF AFTER 20 MINUTES WHEN CORRIDOR IS VACANT. THE OCCUPANCY SENSOR SHALL CONTROL ONLY NORMAL/NON-EMERGENCY LIGHTING. THE LIGHTING FIXTURE DESIGNATED WITH EMERGENCY FEATURE SHALL BE CONTROLLED VIA WALL MOUNTED KEY SWITCH . UL 924 EMERGENCY LIGHTING RELAY (R) ARE INCLUDED TO OVERRIDE SWITCH AND FORCE EMERGENCY LIGHTS ON IN THE EVENT OF LOSS OF POWER.

WORK NOTES:

1. CIRCUIT FIXTURE TO EMERGENCY LIGHTING CIRCUIT IN THE AREA.
2. CIRCUIT FIXTURE TO STAIRWAY EMERGENCY LIGHTING CIRCUIT AND CONTROLS.

BEFORE FABRICATION THIS CONTRACTOR SHALL VERIFY ALL MEASUREMENTS AND CONDITIONS ON JOB AND COORDINATE HIS WORK WITH THE WORK OF ALL OTHER CONTRACTORS.

Revision Schedule

No.	Description	Date
1	SED Submission	09/15/2020
2	SED Submission Addendum#1	01/08/2021
3	ISSUED FOR BID	01/19/2021

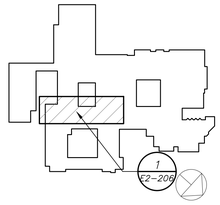

Geddis Architects
Architecture. Planning. Interiors
71 Old Post Road
P.O. Box 1020
Southport, CT 06890
(203) 256-8700

Fielding International
Transforming Education by Design
259 Water Street Suite 1L
Warren , RI 02885 USA
+1 401-289-2789

BARILE GALLAGHER & ASSOCIATES
CONSULTING ENGINEERS
39 MARBLE AVE PLEASANTVILLE, NY 10570
914.328.6060 GENERAL@BGA-ENG.com www.BGA-ENG.com

Construction Manager
SAVIN ENGINEERS, P.C.
3 Campus Drive
Pleasantville, NY 10570
914-769-3200

Structural Engineer
ODEH ENGINEERS
1223 Mineral Spring Ave
North Providence, RI 02904
401-724-1771

Civil Engineer
WESTON & SAMPSON
1 Winners Circle, Suite 130
Albany, NY 12205
518-463-4400

Acoustic Consultant
DP DESIGN
12 Cold Spring Street
Providence, RI
401-861-3218

SED #: 6618-0001-0005-032

PROJECT

Rye City School District

555 Theodore Fremd Ave, Rye, NY 10580

Rye High School & Middle School

1 Parsons Street, Rye, New York 10580

HIGH SCHOOL & MIDDLE SCHOOL PART THIRD FLOOR LIGHTING PLAN

PROJECT 3

SEAL & SIGNATURE

DATE: 11/07/19
PROJECT No: 9200
DRAWING BY: BGA
CHK BY: BGA
DWG No: E2-206

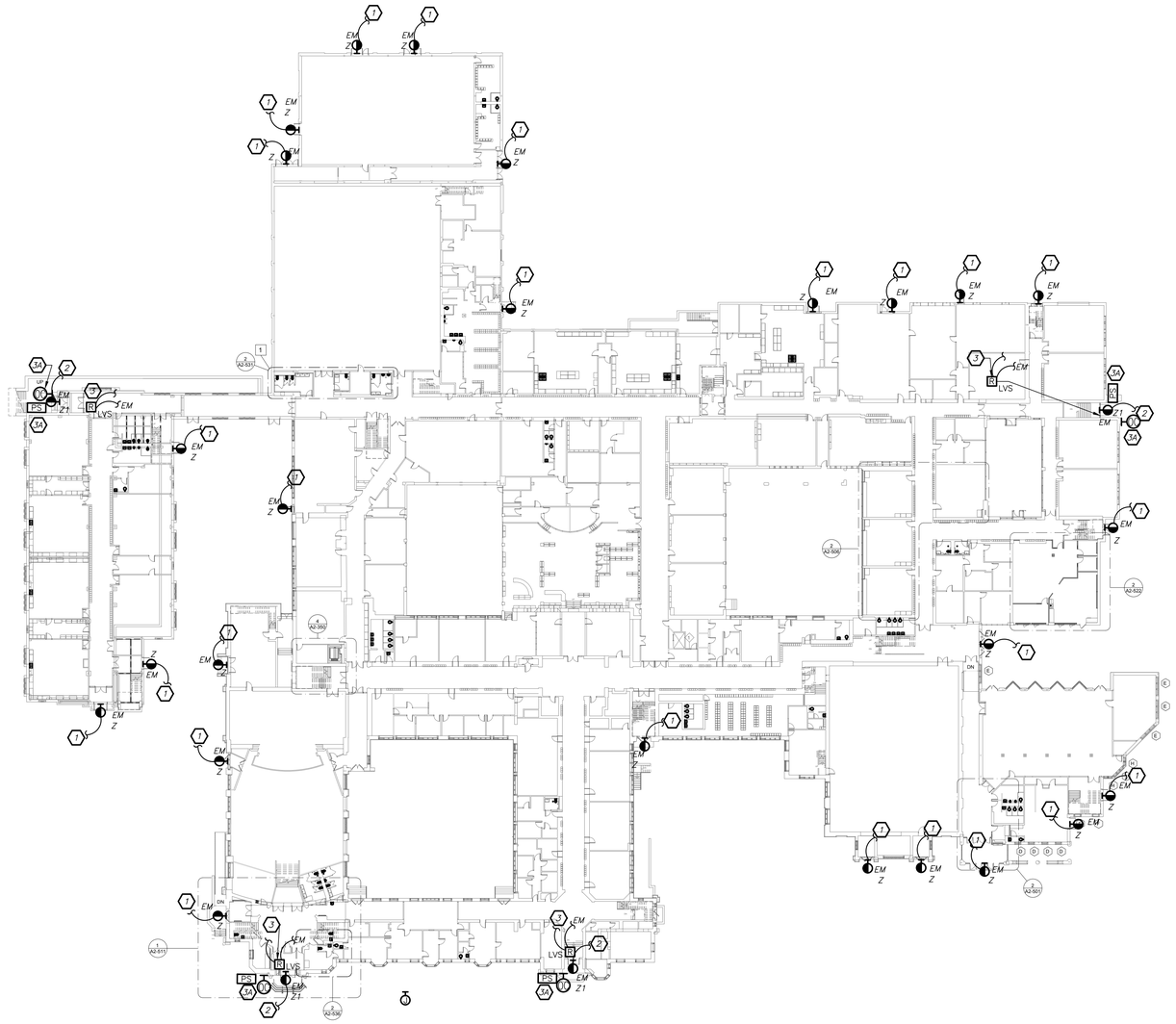

EXTERIOR EMERGENCY LIGHTING PLAN

(NEW WORK) (PROJECT 1)

1 / E2-207

0 32' 64'
1/32 inch=1 foot

LIGHTING CONTROL AND SEQUENCE OF OPERATION:

1. ALL RENOVATED LOBBY AREAS SHALL BE CONTROLLED VIA TWO SEPARATE EXISTING MANUAL WALL MOUNTED KEY SWITCHES AND OCCUPANCY SENSORS. THE OCCUPANCY SENSORS SHALL HAVE AUTO ON–AUTO OFF FEATURE WHICH SHALL TURN ALL LIGHTS IN THE DESIGNATED ZONE OFF AFTER 20 MINUTES WHEN CORRIDOR IS VACANT. THE OCCUPANCY SENSOR SHALL CONTROL ONLY NORMAL/NON–EMERGENCY LIGHTING. THE LIGHTING FIXTURE DESIGNATED WITH EMERGENCY FEATURE SHALL BE CONTROLLED VIA WALL MOUNTED KEY SWITCH , UL 924 EMERGENCY LIGHTING RELAY (R) ARE INCLUDED TO OVERRIDE SWITCH AND FORCE EMERGENCY LIGHTS ON IN THE EVENT OF LOSS OF POWER.

WORK NOTES:

(1) CIRCUIT EXTERIOR LIGHTING FIXTURE TYPE "Z" TO INTERIOR NORMAL LIGHTING CIRCUIT. FIXTURE SHALL BE CONTROLLED VIA INTEGRAL PHOTOCELL AND OCCUPANCY SENSOR. INCLUDE SELF CONTAINED BATTERY PACKS TO OVERRIDE ALL CONTROLS IN EVENT OF EMERGENCY.

(2) PROVIDE NEW EXTERIOR EMERGENCY LIGHT FIXTURE 'Z1' AND CONNECT TO NEW EMERGENCY AND NORMAL LIGHTING CIRCUIT CONNECTED TO LVS RELAY SEE NOTE 3. FIXTURE SHALL BE CONTROLLED VIA NEW REMOTE PHOTOCELL AND OCCUPANCY SENSOR. REFER TO DETAIL 8/E2–701 FOR WIRING DIAGRAM. UPON INTERRUPTION OF NORMAL POWER ENTIRE LIGHT CIRCUIT FOR EXTERIOR LIGHT FIXTURE SHALL ILLUMINATE REGARDLESS OF PHOTOCELL OR OCCUPANCY CONTROL POSITION OF OPERATION.

(3) PROVIDE UL924 RELAY SIMILAR TO LVS MODEL EPC–1–D–F TO OVERRIDE REMOTE PHOTOCELL AND OCCUPANCY SENSOR FOR EXTERIOR MOUNTED LIGHTING FIXTURE 'Z1.' CONNECT TO EMERGENCY AND NORMAL CIRCUIT SERVING THE AREA AHEAD OF ANY LOCAL SWITCHING. REFER TO DETAIL 8/E2–701 FOR ADDITIONAL INFORMATION.

(3A) PROVIDE TORK 2001 SERIES PHOTOCELL SENSOR AND HUBBELL LIGHTOWL #LO–IRWVRP–LWO DISABLE OCCUPANCY SENSOR. INCLUDE #UVPP POWER PACK MOUNTED ON THE BUILDING WALL TO OPERATE TYPE "Z1" EXTERIOR EMERGENCY LIGHTING FIXTURE.

BEFORE FABRICATION THIS CONTRACTOR SHALL VERIFY ALL MEASUREMENTS AND CONDITIONS ON JOB AND COORDINATE HIS WORK WITH THE WORK OF ALL OTHER CONTRACTORS

Revision Schedule

No.	Description	Date
1	SED Submission	09/15/2020
2	SED Submission Addendum#1	01/08/2021
3	ISSUED FOR BID	01/19/2021

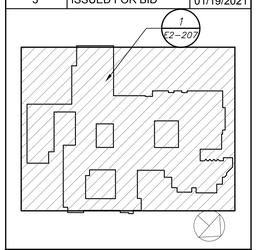

Geddis Architects
Architecture. Planning. Interiors
71 Old Post Road
P.O. Box 1020
Southport, CT 06890
(203) 256-8700

Fielding International
Transforming Education by Design
259 Water Street Suite 1L
Warren , RI 02885 USA
+1 401-289-2789

BARILE GALLAGHER & ASSOCIATES
CONSULTING ENGINEERS
39 MARBLE AVE PLEASANTVILLE, NY 10570
914.328.6060 GENERAL@BGA-ENG.com www.BGA-ENG.com

Construction Manager
SAVIN ENGINEERS, P.C.
3 Campus Drive
Pleasantville, NY 10570
914-769-3200

Structural Engineer
CDEH ENGINEERS
1223 Mineral Spring Ave
North Providence, RI 02904
401-724-1771

Civil Engineer
WESTON & SAMPSON
1 Winners Circle, Suite 130
Albany, NY 12205
518-463-4400

Acoustic Consultant
DP DESIGN
12 Cold Spring Street
Providence, RI
401-861-3218

SED #: 6618-0001-0005-032

PROJECT

Rye City School District

555 Theodore Fremd Ave, Rye, NY 10580

Rye High School & Middle School

1 Parsons Street, Rye, New York 10580

HIGH SCHOOL & MIDDLE SCHOOL EXTERIOR EMERGENCY LIGHTING PLAN

PROJECT 1

SEAL & SIGNATURE

DATE:	11/07/19
PROJECT No:	9200
DRAWING BY:	BGA
CHK BY:	BGA
DWG No:	E2-207

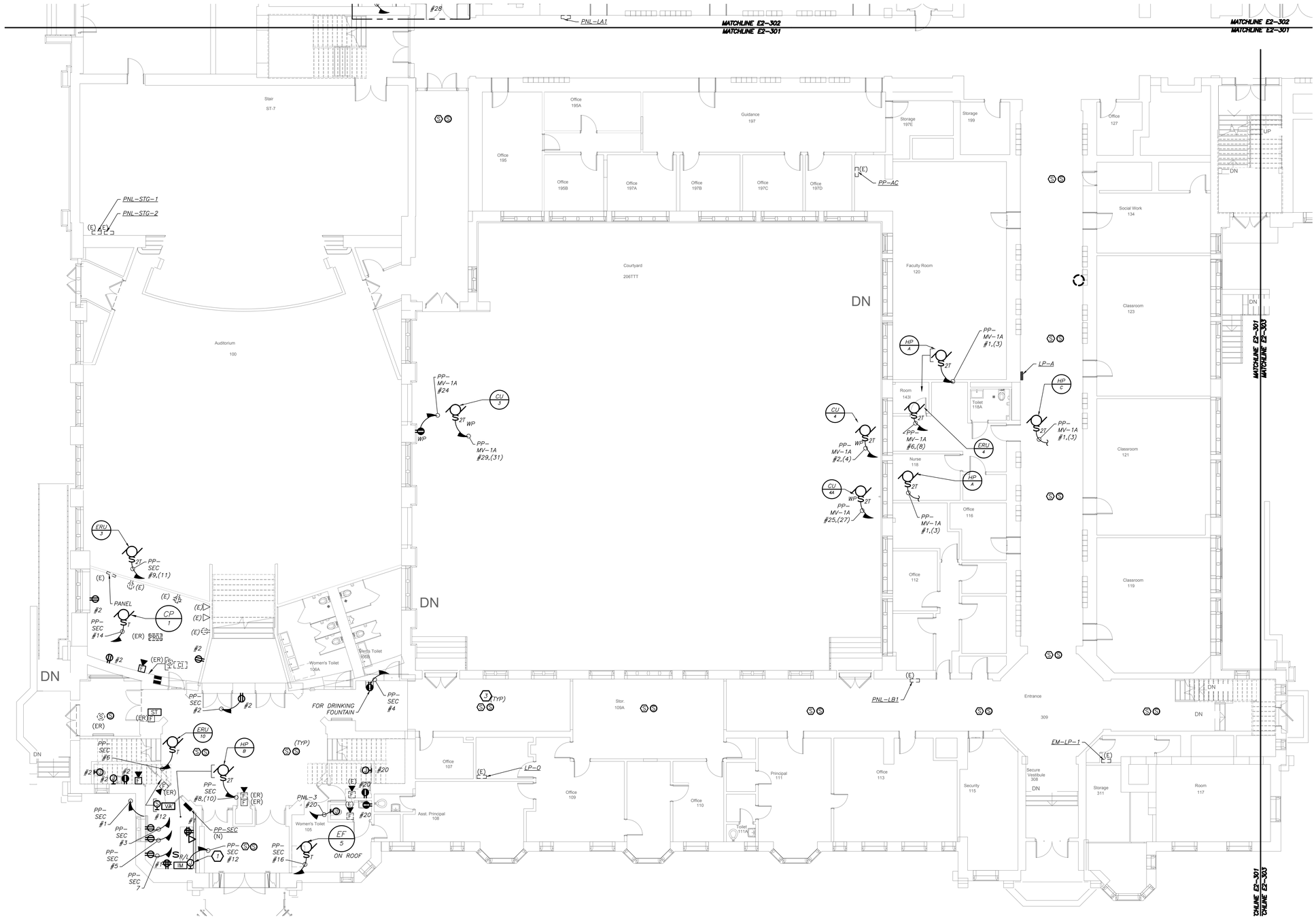

PARTIAL FIRST FLOOR PLAN
(NEW WORK) (PROJECT 1)

1 E2-301

GENERAL NOTES:

1. REMOVAL AND RELOCATING OF ALL SECURITY CAMERAS AND WIRELESS ACCESS POINTS SHALL BE DONE BY OWNER.

WORK NOTES:

1. PROVIDE POWER AND FIRE ALARM INTERFACE MODULE FOR FIRE SHUTTER DOOR. COORDINATE FINAL LOCATION WITH ARCHITECT BEFORE THE START OF ANY WORK.
2. PROVIDE NEW P.A SYSTEM SPEAKERS THROUGH OUT THE CORRIDOR WITH MIN SPACE OF 30" BETWEEN EACH SPEAKERS. PROVIDE ALL NECESSARY ACCESSORIES IN THE HEADEND LOCATED IN THE MAIN OFFICE. PROVIDE NEW PLENUM RATED P.A WIRING ABOVE HUNG CEILING, PLENUM AND PLENUM RATED WIRING IN EMT IN EXPOSED UNFINISHED AREAS.
3. PROVIDE NEW SMOKE DETECTORS IN THE CORRIDORS AS REQUIRED BY CODE. ALL NEW FIRE ALARM WIRING TO BE CONNECTED TO NEAREST EXISTING LOOPS IN THE AREA.

BEFORE FABRICATION THIS CONTRACTOR SHALL VERIFY ALL MEASUREMENTS AND CONDITIONS ON JOB AND COORDINATE HIS WORK WITH THE WORK OF ALL OTHER CONTRACTORS

Revision Schedule

No.	Description	Date
1	SED Submission	09/15/2020
2	SED Submission Addendum#1	01/08/2021
3	ISSUED FOR BID	01/19/2021

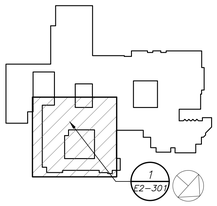

Geddis Architects
Architecture. Planning. Interiors
71 Old Post Road
P.O. Box 1020
Southport, CT 06890
(203) 256-8700

Fielding International
Transforming Education by Design
259 Water Street Suite 1L
Warren , RI 02885 USA
+1 401-289-2789

BARILE GALLAGHER & ASSOCIATES
CONSULTING ENGINEERS
39 MARBLE AVE PLEASANTVILLE, NY 10570
914.328.6060 GENERAL@BGA-ENG.com www.BGA-ENG.com

Construction Manager
SAVIN ENGINEERS, P.C.
3 Campus Drive
Pleasantville, NY 10570
914-769-3200

Structural Engineer
ODEH ENGINEERS
1223 Mineral Spring Ave
North Providence, RI 02904
401-724-1771

Civil Engineer
WESTON & SAMPSON
1 Winners Circle, Suite 130
Albany, NY 12205
518-463-4400

Acoustic Consultant
DP DESIGN
12 Cold Spring Street
Providence, RI
401-861-3218

SED #: 6618-0001-0005-032

PROJECT
Rye City School District
555 Theodore Fremd Ave, Rye, NY 10580

Rye High School & Middle School
1 Parsons Street, Rye, New York 10580

HIGH SCHOOL & MIDDLE SCHOOL PART FIRST FLOOR POWER AND FA PLAN

PROJECT 1

SEAL & SIGNATURE

DATE:	11/07/19
PROJECT No:	9200
DRAWING BY:	BGA
CHK BY:	BGA
DWG No:	E2-301

PARTIAL FIRST FLOOR PLAN
(NEW WORK)

1 E2-302

0 8' 16'
1/8 Inch=1 foot

WORK NOTES:

1. PROVIDE NEW P.A SYSTEM SPEAKERS THROUGH OUT THE CORRIDOR WITH MIN SPACE OF 30' BETWEEN EACH SPEAKERS. PROVIDE ALL NECESSARY ACCESSORIES IN THE HEADEND LOCATED IN THE MAIN OFFICE. PROVIDE NEW PLENUM RATED P.A WIRING ABOVE HUNG CEILING, PLENUM AND PLENUM RATED WIRING IN EMT IN EXPOSED UNFINISHED AREAS.
2. PROVIDE NEW SMOKE DETECTORS IN THE CORRIDORS AS REQUIRED BY CODE. ALL NEW FIRE ALARM WIRING TO BE CONNECTED TO NEAREST EXISTING LOOPS IN THE AREA.
3. ELECTRICAL CONTRACTOR SHALL COORDINATE EXACT LOCATION OF ALL ELEVATOR EQUIPMENT (OUTLET LIGHTS, SWITCHES, SMOKE DETECTOR, ETC) WITH ELEVATOR VENDOR/TEC BEFORE THE START OF ANY WORK.

GENERAL NOTES:

1. REMOVAL AND RELOCATING OF ALL SECURITY CAMERAS AND WIRELESS ACCESS POINTS SHALL BE DONE BY OWNER.

BEFORE FABRICATION THIS CONTRACTOR SHALL VERIFY ALL MEASUREMENTS AND CONDITIONS ON JOB AND COORDINATE HIS WORK WITH THE WORK OF ALL OTHER CONTRACTORS.

Revision Schedule

No.	Description	Date
1	SED Submission	09/15/2020
2	SED Submission Addendum#1	01/08/2021
3	ISSUED FOR BID	01/19/2021

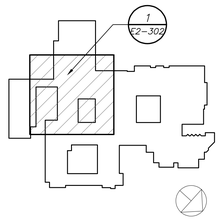

Geddis Architects
Architecture. Planning. Interiors
71 Old Post Road
P.O. Box 1020
Southport, CT 06890
(203) 256-8700

Fielding International
Transforming Education by Design
259 Water Street Suite 1L
Warren , RI 02885 USA
+1 401-289-2789

BARILE GALLAGHER & ASSOCIATES
CONSULTING ENGINEERS
39 MARBLE AVE PLEASANTVILLE, NY 10570
914.328.6060 GENERAL@BGA-ENG.com www.BGA-ENG.com

Construction Manager
SAVIN ENGINEERS, P.C.
3 Campus Drive
Pleasantville, NY 10570
914-769-3200

Structural Engineer
ODEH ENGINEERS
1223 Mineral Spring Ave
North Providence, RI 02904
401-724-1771

Civil Engineer
WESTON & SAMPSON
1 Winners Circle, Suite 130
Albany, NY 12205
518-463-4400

Acoustic Consultant
DP DESIGN
12 Cold Spring Street
Providence, RI
401-861-3218

SED #: 6618-0001-0005-032

PROJECT
Rye City School District
555 Theodore Fremd Ave, Rye, NY 10580

Rye High School & Middle School

1 Parsons Street, Rye, New York 10580

HIGH SCHOOL & MIDDLE SCHOOL PART FIRST FLOOR POWER AND FA PLAN

PROJECT 1 & 3

SEAL & SIGNATURE

DATE:	11/07/19
PROJECT No:	9200
DRAWING BY:	BGA
CHK BY:	BGA
DWG No:	E2-302

GENERAL NOTES:

1. REFER TO ELECTRICAL RISER DIAGRAMS ON DRAWING E2-501 FOR SCOPE OF WORK.
2. REFER TO PANELBOARD SCHEDULES ON DRAWINGS E2-601 FOR BRANCH CIRCUITING INFORMATION.
3. REFER TO DRAWINGS E700 SERIES FOR DETAILS.
4. EXISTING BUILDING HAS FULL FIRE ALARM COVERAGE CONSISTING OF MANUAL PULL STATIONS, SMOKE DETECTORS, HEAT DETECTORS,, HORN/STROBES, STROBES, MAGNETIC DOOR HOLDERS ETC. AREAS OF WORK ONLY SHOWN WITH NECESSARY MODIFICATIONS.
5. REMOVAL AND RELOCATING OF ALL SECURITY CAMERAS AND WIRELESS ACCESS POINTS SHALL BE DONE BY OWNER.

WORK NOTES:

1. PROVIDE NEW PUBLIC ADDRESS SYSTEM SPEAKERS THROUGH OUT THE CORRIDOR WITH MIN SPACE OF 30' BETWEEN EACH SPEAKERS. PROVIDE ALL NECESSARY ACCESSORIES IN THE HEADEND LOCATED IN THE MAIN OFFICE. PROVIDE NEW PLENUM RATED P.A WIRING ABOVE HUNG CEILING AND PLENUM RATED WIRING IN EMT IN EXPOSED UNFINISHED AREAS AND PLENUM RATED IN WIREMOLD IN EXPOSED FINISHED AREAS.
2. PROVIDE NEW SMOKE DETECTORS IN THE CORRIDORS AS REQUIRED BY CODE. ALL NEW FIRE ALARM WIRING TO BE CONNECTED TO NEAREST EXISTING LOOPS IN THE AREA.
3. PROVIDE POWER FOR FIRE SHUTTERS. AND INTERCONNECT WITH RAISE AND LOWER SWITCH. FIRE SHUTTER SHALL BE INSTALLED WITH FIRE ALARM VIA INTERFACE MODULE AS SHOWN. COORDINATE FINAL LOCATION WITH VENDOR AND CONSTRUCTION MANAGER.

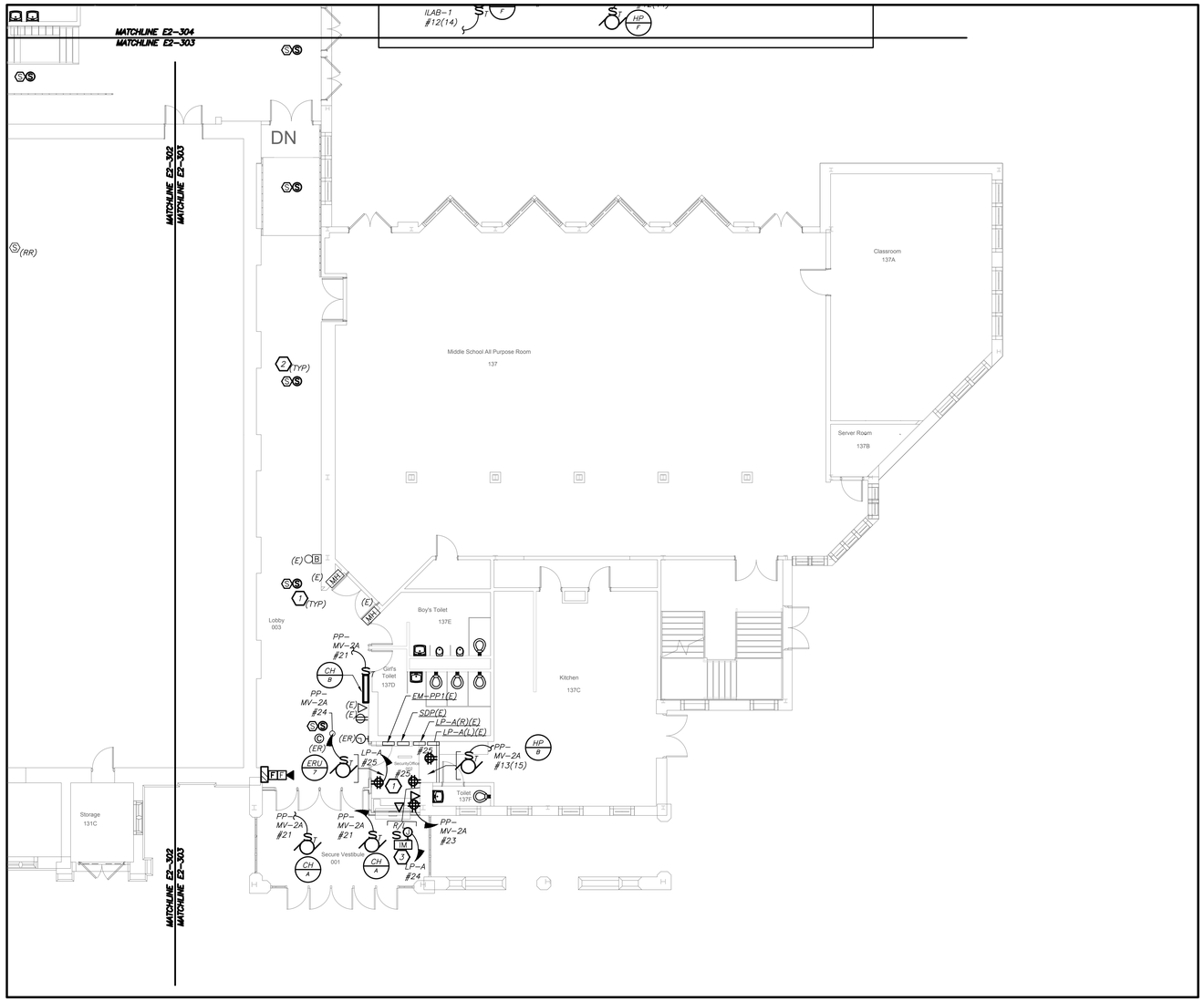

PARTIAL FIRST FLOOR POWER PLAN

(NEW WORK) (PROJECT 1)

1 / E2-303

0 8' 16'
1/8 inch=1 foot

BEFORE FABRICATION THIS CONTRACTOR SHALL VERIFY ALL MEASUREMENTS AND CONDITIONS ON JOB AND COORDINATE HIS WORK WITH THE WORK OF ALL OTHER CONTRACTORS.

Revision Schedule

No.	Description	Date
1	SED Submission	09/15/2020
2	SED Submission Addendum#1	01/08/2021
3	ISSUED FOR BID	01/19/2021

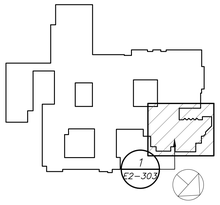

Geddis Architects
Architecture. Planning. Interiors
71 Old Post Road
P.O. Box 1020
Southport, CT 06890
(203) 256-8700

Fielding International
Transforming Education by Design
259 Water Street Suite 1L
Warren , RI 02885 USA
+1 401-289-2789

BARILE GALLAGHER & ASSOCIATES
CONSULTING ENGINEERS
39 MARBLE AVE PLEASANTVILLE, NY 10570
914.328.6060 GENERAL@BGA-ENG.com www.BGA-ENG.com

Construction Manager
SAVIN ENGINEERS, P.C.
3 Campus Drive
Pleasantville, NY 10570
914-769-3200

Structural Engineer
ODEH ENGINEERS
1223 Mineral Spring Ave
North Providence, RI 02904
401-724-1771

Civil Engineer
WESTON & SAMPSON
1 Winners Circle, Suite 130
Albany, NY 12205
518-463-4400

Acoustic Consultant
DP DESIGN
12 Cold Spring Street
Providence, RI
401-861-3218

SED #: 6618-0001-0005-032

PROJECT

Rye City School District

555 Theodore Fremd Ave, Rye, NY 10580

Rye High School & Middle School

1 Parsons Street, Rye, New York 10580

HIGH SCHOOL & MIDDLE SCHOOL PART FIRST FLOOR POWER AND FA PLAN

PROJECT 1

SEAL & SIGNATURE

DATE: 11/07/19
PROJECT No: 9200
DRAWING BY: BGA
CHK BY: BGA
DWG No: E2-303

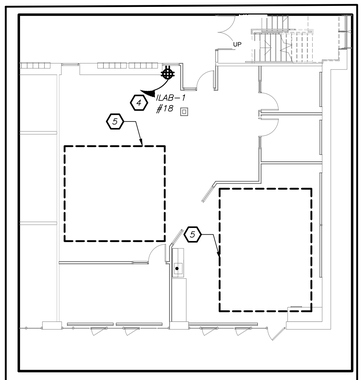

LISTENING LOOP IN ILAB (PROJECT 2)

2 / E2-304 N.T.S.

GENERAL NOTES:

1. REFER TO ELECTRICAL RISER DIAGRAMS ON DRAWING E501 FOR SCOPE OF WORK.
2. REFER TO PANELBOARD SCHEDULES ON DRAWINGS E601 FOR BRANCH CIRCUITING INFORMATION.
3. REFER TO DRAWINGS E700 SERIES FOR DETAILS.
4. EXISTING BUILDING HAS FULL FIRE ALARM COVERAGE CONSISTING OF MANUAL PULL STATIONS, SMOKE DETECTORS, HEAT DETECTORS,, HORN/STROBES, STROBES, MAGNETIC DOOR HOLDERS ETC. AREAS OF WORK ONLY SHOWN WITH NECESSARY MODIFICATIONS.
5. REMOVAL AND RELOCATING OF ALL SECURITY CAMERAS AND WIRELESS ACCESS POINTS SHALL BE DONE BY OWNER. COORDINATE WITH SCHOOL DISTRICT AND CONSTRUCTION MANAGER BEFORE THE START OF ANY WORK.

WORK NOTES:

1. PROVIDE NEW PUBLIC ADDRESS SYSTEM SPEAKERS THROUGH OUT THE CORRIDOR WITH MIN SPACE OF 30' BETWEEN EACH SPEAKERS. PROVIDE ALL NECESSARY ACCESSORIES IN THE HEADEND LOCATED IN THE MAIN OFFICE. PROVIDE NEW PLENUM RATED P.A WIRING ABOVE HUNG CEILING AND PLENUM RATED WIRING IN EMT IN EXPOSED UNFINISHED AREAS AND PLENUM RATED IN WIREMOLD IN EXPOSED FINISHED AREAS.
2. PROVIDE NEW SMOKE DETECTORS IN THE CORRIDORS AS REQUIRED BY CODE. ALL NEW FIRE ALARM WIRING TO BE CONNECTED TO NEAREST EXISTING LOOPS IN THE AREA.
3. CIRCUIT FOR CEILING MOUNTED POWER OUTLET FOR AV RACK. REFER TO AUDIO VISUAL DRAWINGS AVE SERIES FOR ADDITIONAL INFORMATION.
4. PROVIDE POWER FOR TELE-COIL LOOP AMPLIFIER.
5. ELECTRICAL CONTRACTOR SHALL SCORE THE FLOOR AND FURNISH AND INSTALL TELECOIL LOOP. REFER TO AVE2 DRAWINGS FOR MORE DETAILS ON THE TOTAL SCOPE OF WORK INCLUDING 27000 SECTION OF SPECIFICATION.

SPECIAL NOTE: THIS CONTRACTOR SHALL RECEIVE SIGN-OFF FROM AV CONSULTANT AND ARCHITECT BEFORE THE START OF ANYWORK OF THE EXACT LOCATION OF ALL DEVICES, RECEPTACLES, JUNCTION BOXES, FLOOR BOXES, ETC SHALL BE MOUNTED WITHIN ILAB. IF ELECTRICAL CONTRACTOR DOES NOT RECEIVE WRITTEN CONFIRMATION IT WILL BE HIS RESPONSIBILITY TO RELOCATE ALL ITEMS AT NO ADDITIONAL COST TO OWNER.

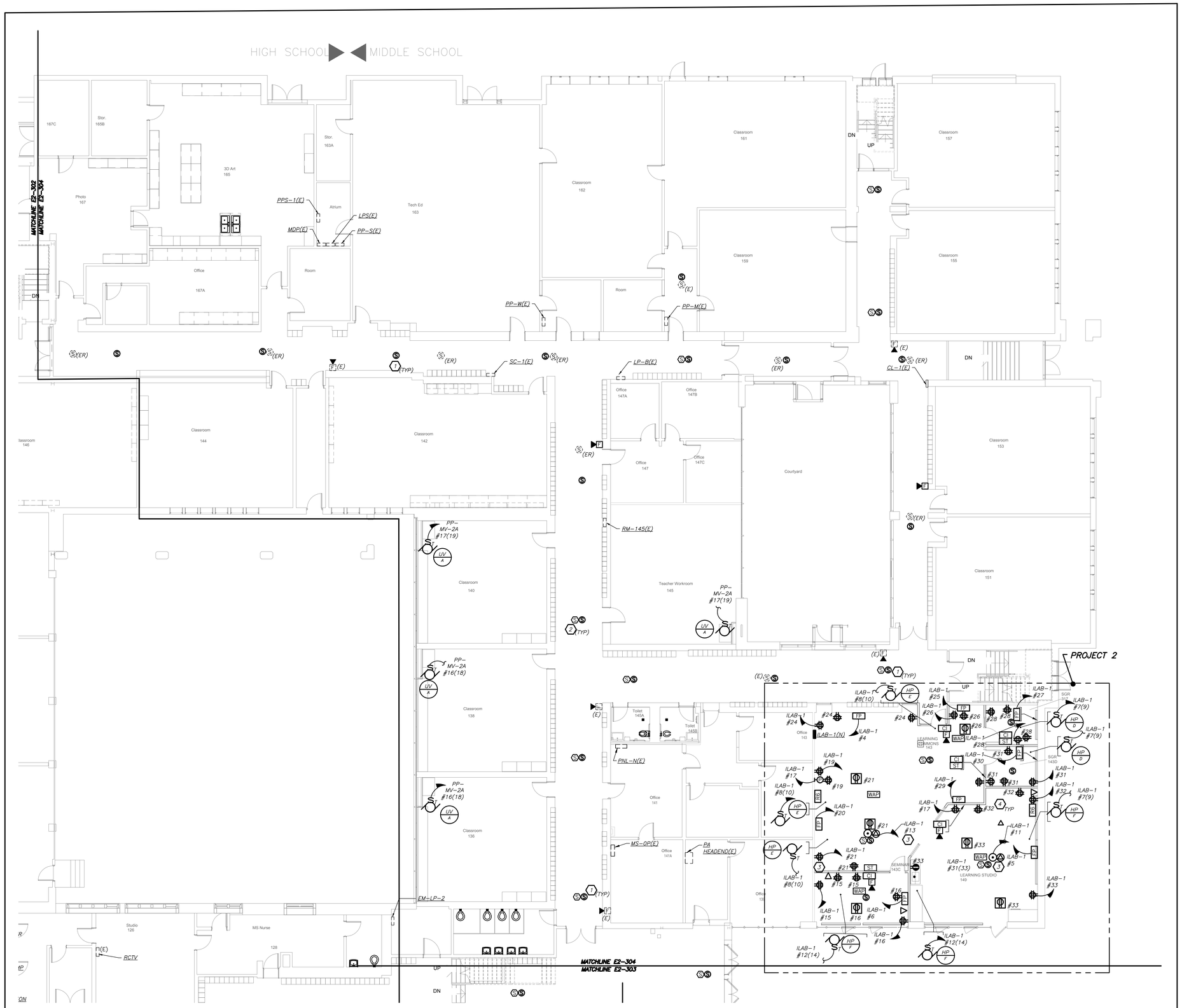

PARTIAL FIRST FLOOR POWER PLAN

(NEW WORK) (PROJECT 1 & 2)

1 / E2-304 — 1/8 inch=1 foot

BEFORE FABRICATION THIS CONTRACTOR SHALL VERIFY ALL MEASUREMENTS AND CONDITIONS ON JOB AND COORDINATE HIS WORK WITH THE WORK OF ALL OTHER CONTRACTORS

Revision Schedule

No.	Description	Date
1	SED Submission	09/15/2020
2	SED Submission Addendum#1	01/08/2021
3	ISSUED FOR BID	01/19/2021

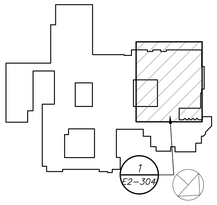

Geddis Architects
Architecture. Planning. Interiors
71 Old Post Road
P.O. Box 1020
Southport, CT 06890
(203) 256-8700

Fielding International
Transforming Education by Design
259 Water Street Suite 1L
Warren , RI 02885 USA
+1 401-289-2789

BARILE GALLAGHER & ASSOCIATES
CONSULTING ENGINEERS
39 MARBLE AVE. PLEASANTVILLE, NY 10570
914.328.6060 GENERAL@BGA-ENG.com www.BGA-ENG.com

Construction Manager
SAVIN ENGINEERS, P.C.
3 Campus Drive
Pleasantville, NY 10570
914-769-3200

Structural Engineer
ODEH ENGINEERS
1223 Mineral Spring Ave
North Providence, RI 02904
401-724-1771

Civil Engineer
WESTON & SAMPSON
1 Winners Circle, Suite 130
Albany, NY 12205
518-463-4400

Acoustic Consultant
DP DESIGN
12 Cold Spring Street
Providence, RI
401-861-3218

SED #: 6618-0001-0005-032

PROJECT

Rye City School District

555 Theodore Fremd Ave, Rye, NY 10580

Rye High School & Middle School

1 Parsons Street, Rye, New York 10580

HIGH SCHOOL & MIDDLE SCHOOL PART FIRST FLOOR POWER AND FA PLAN

PROJECT 1 & 2

SEAL & SIGNATURE

DATE:	11/07/19
PROJECT No:	9200
DRAWING BY:	BGA
CHK BY:	BGA
DWG No:	E2-304

GENERAL NOTES:

1. REMOVAL AND RELOCATING OF ALL SECURITY CAMERAS AND WIRELESS ACCESS POINTS SHALL BE DONE BY OWNER.

WORK NOTES:

1. PROVIDE NEW P.A SYSTEM SPEAKERS THROUGH OUT THE CORRIDOR WITH MIN SPACE OF 30" BETWEEN EACH SPEAKERS. PROVIDE ALL NECESSARY ACCESSORIES IN THE HEADEND LOCATED IN THE MAIN OFFICE. PROVIDE NEW PLENUM RATED P.A WIRING ABOVE HUNG CEILING, PLENUM AND PLENUM RATED WIRING IN EMT IN EXPOSED UNFINISHED AREAS.

2. PROVIDE NEW SMOKE DETECTORS IN THE CORRIDORS AS REQUIRED BY CODE. ALL NEW FIRE ALARM WIRING TO BE CONNECTED TO NEAREST EXISTING LOOPS IN THE AREA.

PARTIAL SECOND FLOOR PLAN
(NEW WORK) (PROJECT 1)

1/8 inch=1 foot

BEFORE FABRICATION THIS CONTRACTOR SHALL VERIFY ALL MEASUREMENTS AND CONDITIONS ON JOB AND COORDINATE HIS WORK WITH THE WORK OF ALL OTHER CONTRACTORS.

Revision Schedule

No.	Description	Date
1	SED Submission	09/15/2020
2	SED Submission Addendum#1	01/08/2021
3	ISSUED FOR BID	01/19/2021

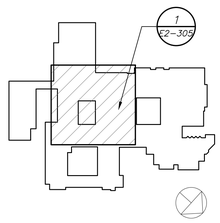

Geddis Architects
Architecture. Planning. Interiors
71 Old Post Road
P.O. Box 1020
Southport, CT 06890
(203) 256-8700

Fielding International
Transforming Education by Design
259 Water Street Suite 1L
Warren , RI 02885 USA
+1 401-289-2789

BARILE GALLAGHER & ASSOCIATES
CONSULTING ENGINEERS
39 MARBLE AVE PLEASANTVILLE, NY 10570
914.328.6060 GENERAL@BGA-ENG.com www.BGA-ENG.com

Construction Manager
SAVIN ENGINEERS, P.C.
3 Campus Drive
Pleasantville, NY 10570
914-769-3200

Structural Engineer
ODEH ENGINEERS
1223 Mineral Spring Ave
North Providence, RI 02904
401-724-1771

Civil Engineer
WESTON & SAMPSON
1 Winners Circle, Suite 130
Albany, NY 12205
518-463-4400

Acoustic Consultant
DP DESIGN
12 Cold Spring Street
Providence, RI
401-861-3218

SED #: 6618-0001-0005-032

PROJECT
Rye City School District
555 Theodore Fremd Ave, Rye, NY 10580

Rye High School & Middle School

1 Parsons Street, Rye, New York 10580

HIGH SCHOOL & MIDDLE SCHOOL PART SECOND FLOOR POWER AND FA PLAN

PROJECT 1

SEAL & SIGNATURE

DATE:	11/07/19
PROJECT No:	9200
DRAWING BY:	BGA
CHK BY:	BGA
DWG No:	E2-305

GENERAL NOTES:

1. REMOVAL AND RELOCATING OF ALL SECURITY CAMERAS AND WIRELESS ACCESS POINTS SHALL BE DONE BY OWNER.

WORK NOTES:

1. PROVIDE NEW P.A SYSTEM SPEAKERS THROUGH OUT THE CORRIDOR WITH MIN SPACE OF 30' BETWEEN EACH SPEAKERS. PROVIDE ALL NECESSARY ACCESSORIES IN THE HEADEND LOCATED IN THE MAIN OFFICE. PROVIDE NEW PLENUM RATED P.A WIRING ABOVE HUNG CEILING, PLENUM AND PLENUM RATED WIRING IN EMT IN EXPOSED UNFINISHED AREAS.

2. PROVIDE NEW SMOKE DETECTORS IN THE CORRIDORS AS REQUIRED BY CODE. ALL NEW FIRE ALARM WIRING TO BE CONNECTED TO NEAREST EXISTING LOOPS IN THE AREA.

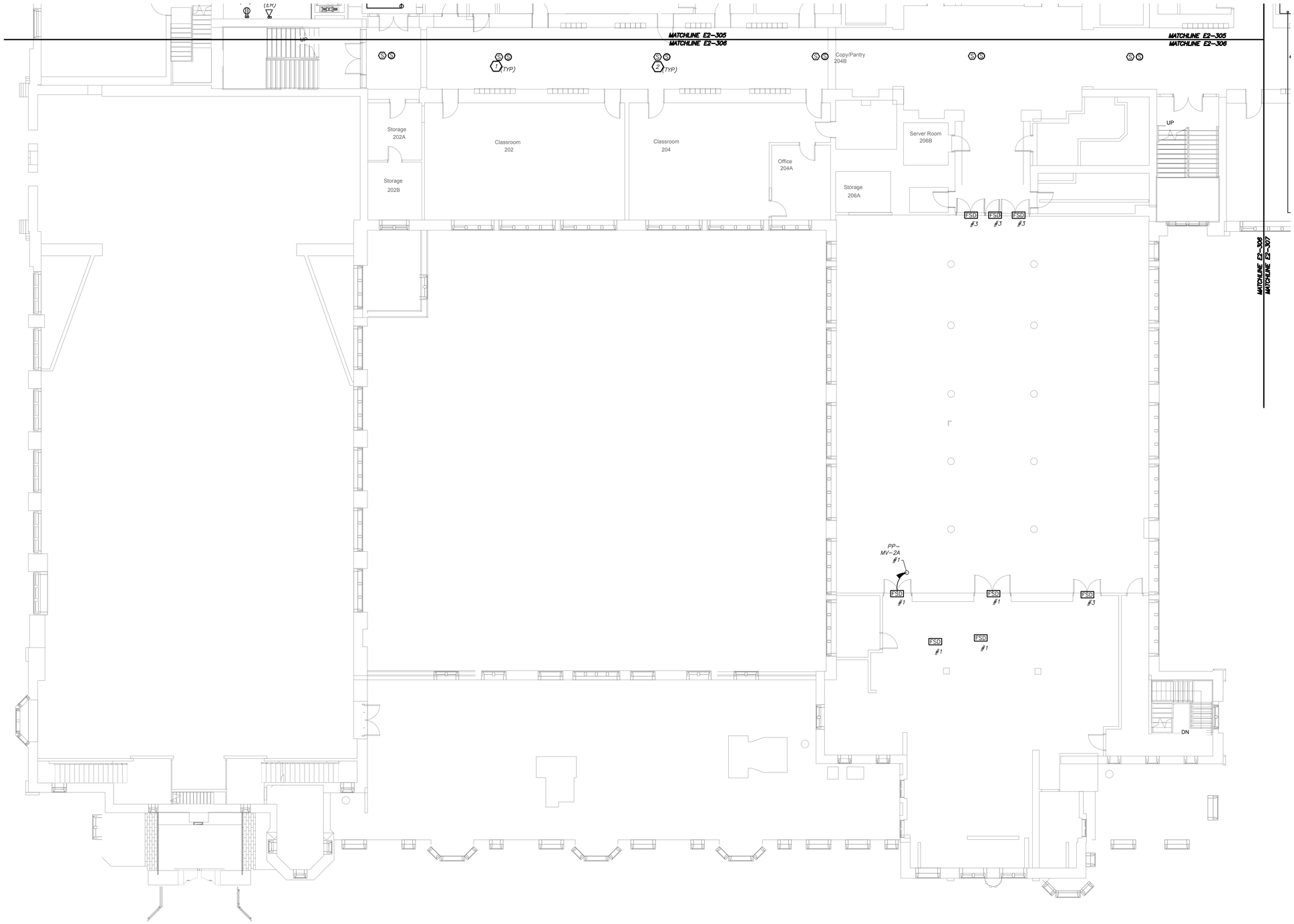

PARTIAL SECOND FLOOR PLAN
(NEW WORK)

1 / E2-306

0 4' 8' 16'
1/8 inch=1 foot

BEFORE FABRICATION THIS CONTRACTOR SHALL VERIFY ALL MEASUREMENTS AND CONDITIONS ON JOB AND COORDINATE HIS WORK WITH THE WORK OF ALL OTHER CONTRACTORS

Revision Schedule

No.	Description	Date
1	SED Submission	09/15/2020
2	SED Submission Addendum#1	01/08/2021
3	ISSUED FOR BID	01/19/2021

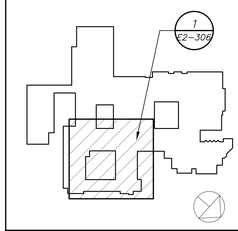

Geddis Architects
Architecture. Planning. Interiors
71 Old Post Road
P.O. Box 1020
Southport, CT 06890
(203) 256-8700

Fielding International
Transforming Education by Design
259 Water Street Suite 1L
Warren , RI 02885 USA
+1 401-289-2789

BARILE GALLAGHER & ASSOCIATES
CONSULTING ENGINEERS
39 MARBLE AVE PLEASANTVILLE, NY 10570
914.328.6060 GENERAL@BGA-ENG.com www.BGA-ENG.com

Construction Manager
SAVIN ENGINEERS, P.C.
3 Campus Drive
Pleasantville, NY 10570
914-769-3200

Structural Engineer
ODEH ENGINEERS
1223 Mineral Spring Ave
North Providence, RI 02904
401-724-1771

Civil Engineer
WESTON & SAMPSON
1 Winners Circle, Suite 130
Albany, NY 12205
518-463-4400

Acoustic Consultant
DP DESIGN
12 Cold Spring Street
Providence, RI
401-861-3218

SED #: 6618-0001-0005-032

PROJECT

Rye City School District

555 Theodore Fremd Ave, Rye, NY 10580

Rye High School & Middle School

1 Parsons Street, Rye, New York 10580

HIGH SCHOOL & MIDDLE SCHOOL PART SECOND FLOOR POWER AND FA PLAN

PROJECT 1

SEAL & SIGNATURE

DATE: 11/07/19
PROJECT No: 9200
DRAWING BY: BGA
CHK BY: BGA
DWG No: E2-306

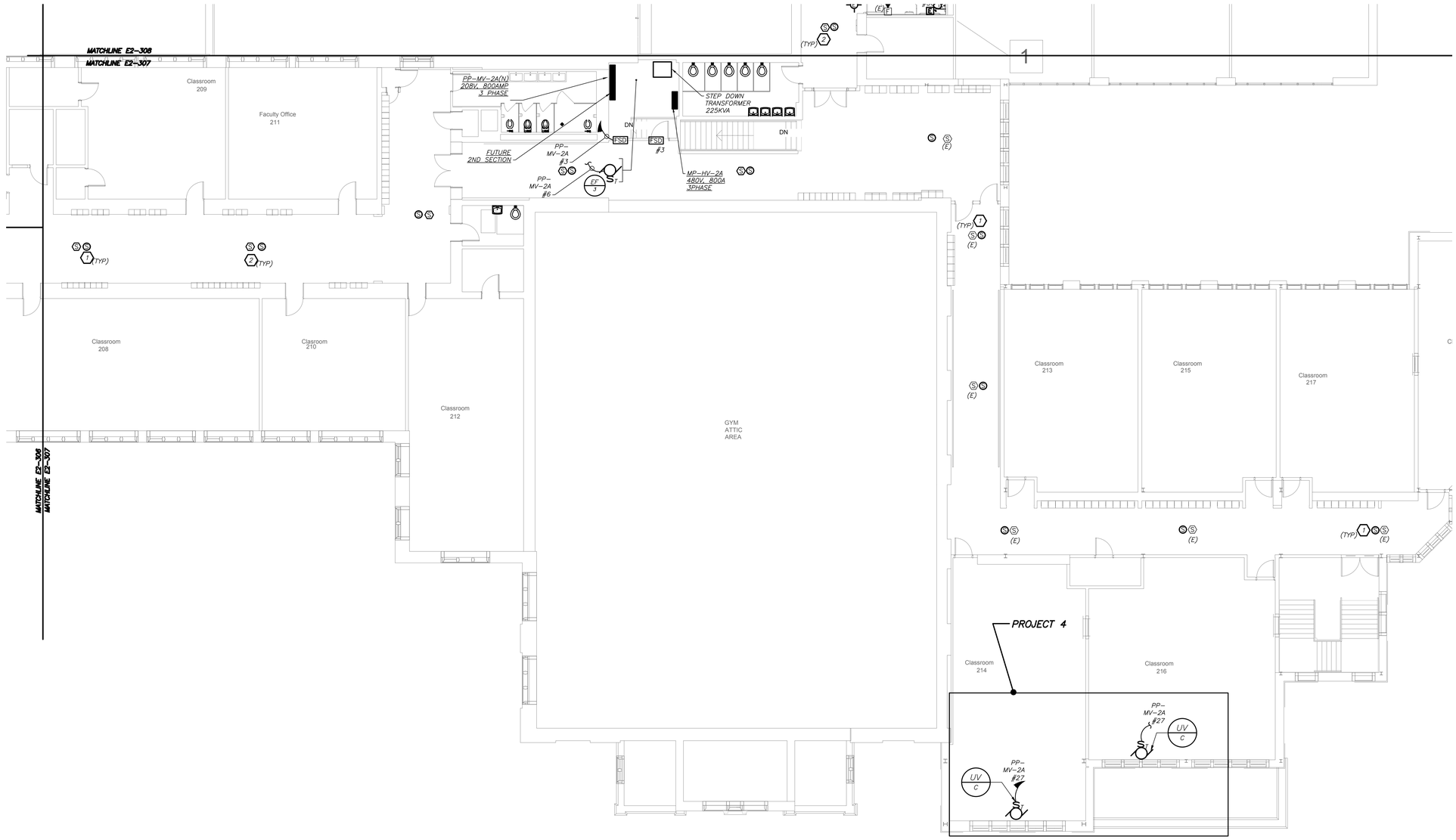

PARTIAL SECOND FLOOR PLAN

(NEW WORK) (PROJECT 1 & 4)

1 / E2-307

0 8' 16'

1/8 inch=1 foot

GENERAL NOTES:

1. REFER TO ELECTRICAL RISER DIAGRAMS ON DRAWING E501 FOR SCOPE OF WORK.
2. REFER TO PANELBOARD SCHEDULES ON DRAWINGS E601 FOR BRANCH CIRCUITING INFORMATION.
3. REFER TO DRAWINGS E700 SERIES FOR DETAILS.
4. EXISTING BUILDING HAS FULL FIRE ALARM COVERAGE CONSISTING OF MANUAL PULL STATIONS, SMOKE DETECTORS, HEAT DETECTORS,, HORN/STROBES, STROBES, MAGNETIC DOOR HOLDERS ETC. AREAS OF WORK ONLY SHOWN WITH NECESSARY MODIFICATIONS.
5. REMOVAL AND RELOCATING OF ALL SECURITY CAMERAS AND WIRELESS ACCESS POINTS SHALL BE DONE BY OWNER.

WORK NOTES:

1. PROVIDE NEW PUBLIC ADDRESS SYSTEM SPEAKERS THROUGH OUT THE CORRIDOR WITH MIN SPACE OF 30' BETWEEN EACH SPEAKERS. PROVIDE ALL NECESSARY ACCESSORIES IN THE HEADEND LOCATED IN THE MAIN OFFICE. PROVIDE NEW PLENUM RATED PA WIRING ABOVE HUNG CEILING AND PLENUM RATED WIRING IN EMT IN EXPOSED UNFINISHED AREAS AND PLENUM RATED IN WIREMOLD IN EXPOSED FINISHED AREAS.
2. PROVIDE NEW SMOKE DETECTORS IN THE CORRIDORS AS REQUIRED BY CODE. ALL NEW FIRE ALARM WIRING TO BE CONNECTED TO NEAREST EXISTING LOOPS IN THE AREA.

BEFORE FABRICATION THIS CONTRACTOR SHALL VERIFY ALL MEASUREMENTS AND CONDITIONS ON JOB AND COORDINATE HIS WORK WITH THE WORK OF ALL OTHER CONTRACTORS.

Revision Schedule

No.	Description	Date
1	SED Submission	09/15/2020
2	SED Submission Addendum#1	01/08/2021
3	ISSUED FOR BID	01/19/2021

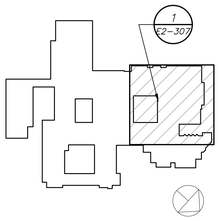

Geddis Architects
Architecture. Planning. Interiors
71 Old Post Road
P.O. Box 1020
Southport, CT 06890
(203) 256-8700

Fielding International
Transforming Education by Design
259 Water Street Suite 1L
Warren , RI 02885 USA
+1 401-289-2789

BARILE GALLAGHER & ASSOCIATES
CONSULTING ENGINEERS
39 MARBLE AVE PLEASANTVILLE, NY 10570
914.328.6060 GENERAL@BGA-ENG.com www.BGA-ENG.com

Construction Manager
SAVIN ENGINEERS, P.C.
3 Campus Drive
Pleasantville, NY 10570
914-769-3200

Structural Engineer
ODEH ENGINEERS
1223 Mineral Spring Ave
North Providence, RI 02904
401-724-1771

Civil Engineer
WESTON & SAMPSON
1 Winners Circle, Suite 130
Albany, NY 12205
518-463-4400

Acoustic Consultant
DP DESIGN
12 Cold Spring Street
Providence, RI
401-861-3218

SED #: 6618-0001-0005-032

PROJECT

Rye City School District

555 Theodore Fremd Ave, Rye, NY 10580

Rye High School & Middle School

1 Parsons Street, Rye, New York 10580

HIGH SCHOOL & MIDDLE SCHOOL PART SECOND FLOOR POWER AND FA PLAN

PROJECT 1 & 4

SEAL & SIGNATURE

DATE:	11/07/19
PROJECT No:	9200
DRAWING BY:	BGA
CHK BY:	BGA
DWG No:	E2-307

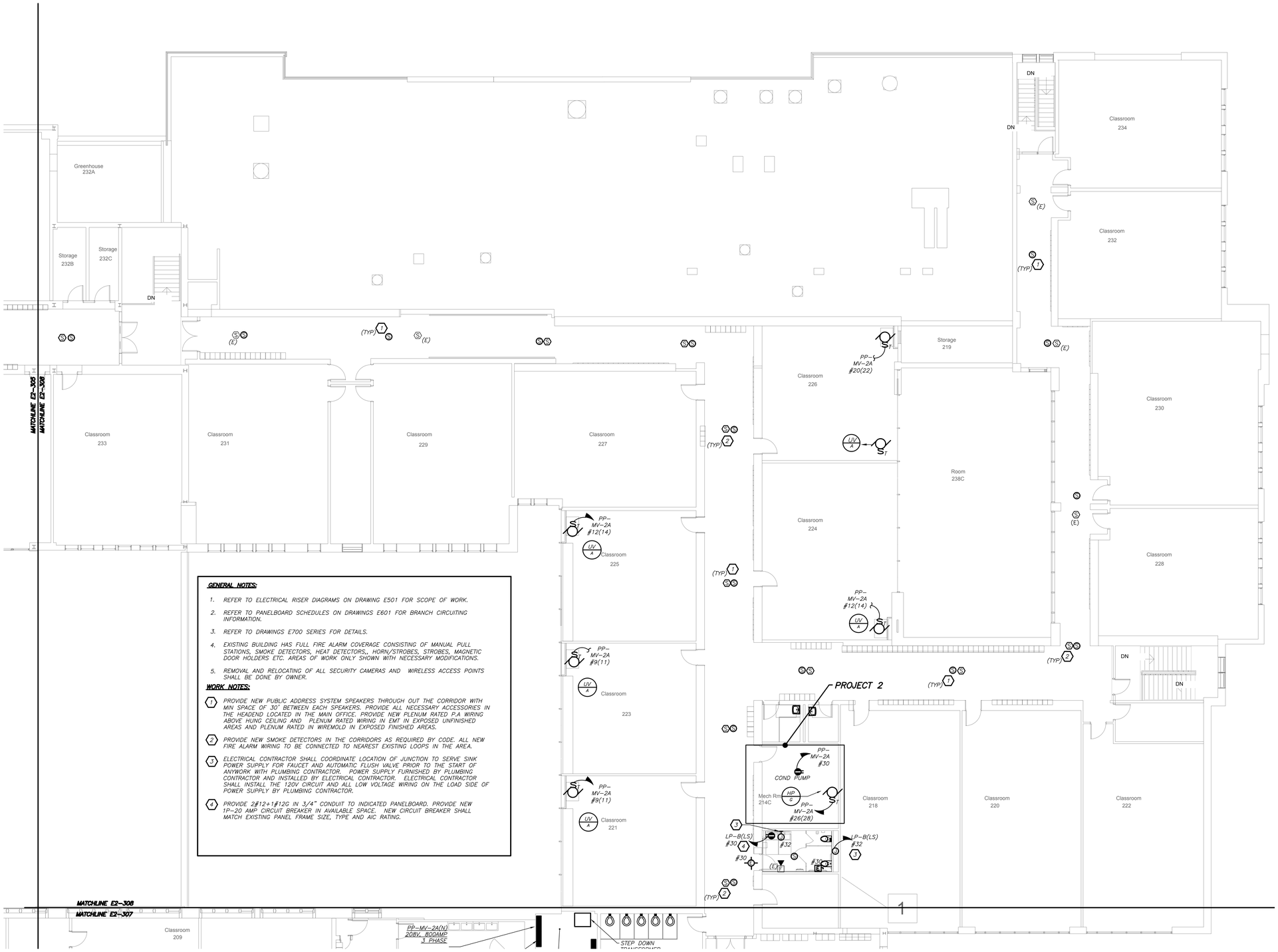

GENERAL NOTES:

1. REFER TO ELECTRICAL RISER DIAGRAMS ON DRAWING E501 FOR SCOPE OF WORK.
2. REFER TO PANELBOARD SCHEDULES ON DRAWINGS E601 FOR BRANCH CIRCUITING INFORMATION.
3. REFER TO DRAWINGS E700 SERIES FOR DETAILS.
4. EXISTING BUILDING HAS FULL FIRE ALARM COVERAGE CONSISTING OF MANUAL PULL STATIONS, SMOKE DETECTORS, HEAT DETECTORS,, HORN/STROBES, STROBES, MAGNETIC DOOR HOLDERS ETC. AREAS OF WORK ONLY SHOWN WITH NECESSARY MODIFICATIONS.
5. REMOVAL AND RELOCATING OF ALL SECURITY CAMERAS AND WIRELESS ACCESS POINTS SHALL BE DONE BY OWNER.

WORK NOTES:

1. PROVIDE NEW PUBLIC ADDRESS SYSTEM SPEAKERS THROUGH OUT THE CORRIDOR WITH MIN SPACE OF 30' BETWEEN EACH SPEAKERS. PROVIDE ALL NECESSARY ACCESSORIES IN THE HEADEND LOCATED IN THE MAIN OFFICE. PROVIDE NEW PLENUM RATED P.A WIRING ABOVE HUNG CEILING AND PLENUM RATED WIRING IN EMT IN EXPOSED UNFINISHED AREAS AND PLENUM RATED IN WIREMOLD IN EXPOSED FINISHED AREAS.
2. PROVIDE NEW SMOKE DETECTORS IN THE CORRIDORS AS REQUIRED BY CODE. ALL NEW FIRE ALARM WIRING TO BE CONNECTED TO NEAREST EXISTING LOOPS IN THE AREA.
3. ELECTRICAL CONTRACTOR SHALL COORDINATE LOCATION OF JUNCTION TO SERVE SINK POWER SUPPLY FOR FAUCET AND AUTOMATIC FLUSH VALVE PRIOR TO THE START OF ANYWORK WITH PLUMBING CONTRACTOR. POWER SUPPLY FURNISHED BY PLUMBING CONTRACTOR AND INSTALLED BY ELECTRICAL CONTRACTOR. ELECTRICAL CONTRACTOR SHALL INSTALL THE 120V CIRCUIT AND ALL LOW VOLTAGE WIRING ON THE LOAD SIDE OF POWER SUPPLY BY PLUMBING CONTRACTOR.
4. PROVIDE 2#12+1#12G IN 3/4" CONDUIT TO INDICATED PANELBOARD. PROVIDE NEW 1P-20 AMP CIRCUIT BREAKER IN AVAILABLE SPACE. NEW CIRCUIT BREAKER SHALL MATCH EXISTING PANEL FRAME SIZE, TYPE AND AIC RATING.

PARTIAL SECOND FLOOR PLAN
(NEW WORK) (PROJECT 1 & 2)

1 E2-308

0 8' 16'
1/8 inch=1 foot

BEFORE FABRICATION THIS CONTRACTOR SHALL VERIFY ALL MEASUREMENTS AND CONDITIONS ON JOB AND COORDINATE HIS WORK WITH THE WORK OF ALL OTHER CONTRACTORS.

Revision Schedule

No.	Description	Date
1	SED Submission	09/15/2020
2	SED Submission Addendum#1	01/08/2021
3	ISSUED FOR BID	01/19/2021

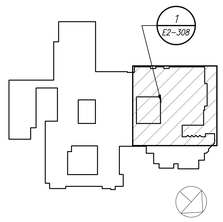

Geddis Architects
Architecture. Planning. Interiors
71 Old Post Road
P.O. Box 1020
Southport, CT 06890
(203) 256-8700

Fielding International
Transforming Education by Design
259 Water Street Suite 1L
Warren , RI 02885 USA
+1 401-289-2789

BARILE GALLAGHER & ASSOCIATES
CONSULTING ENGINEERS
39 MARBLE AVE PLEASANTVILLE, NY 10570
914.328.6060 GENERAL@BGA-ENG.com www.BGA-ENG.com

Construction Manager
SAVIN ENGINEERS, P.C.
3 Campus Drive
Pleasantville, NY 10570
914-769-3200

Structural Engineer
ODEH ENGINEERS
1223 Mineral Spring Ave
North Providence, RI 02904
401-724-1771

Civil Engineer
WESTON & SAMPSON
1 Winners Circle, Suite 130
Albany, NY 12205
518-463-4400

Acoustic Consultant
DP DESIGN
12 Cold Spring Street
Providence, RI
401-861-3218

SED #: 6618-0001-0005-032

PROJECT
Rye City School District
555 Theodore Fremd Ave, Rye, NY 10580

Rye High School & Middle School

1 Parsons Street, Rye, New York 10580

HIGH SCHOOL & MIDDLE SCHOOL PART SECOND FLOOR POWER AND FA PLAN

PROJECT 1 & 2

SEAL & SIGNATURE

DATE:	11/07/19
PROJECT No:	9200
DRAWING BY:	BGA
CHK BY:	BGA
DWG No:	E2-308

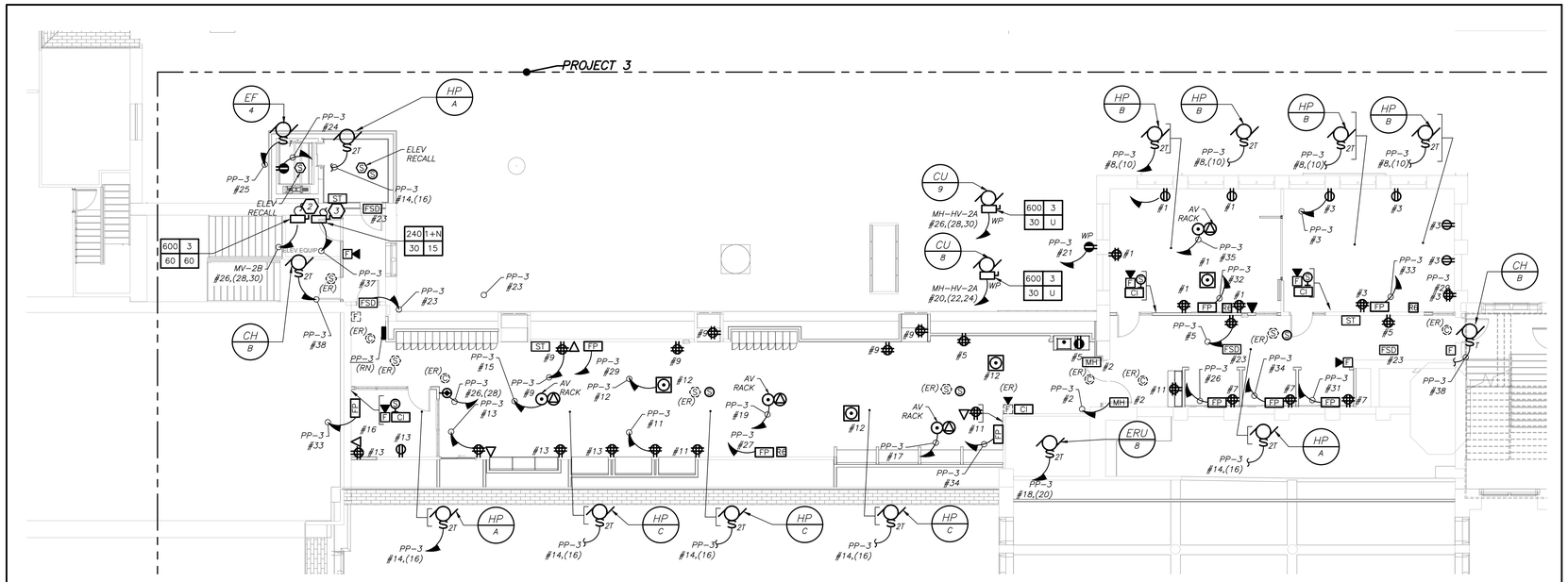

THIRD FLOOR PLAN
(NEW WORK) (PROJECT 3)

1 E2-309

0 8' 16'
1/8 inch=1 foot

WORK NOTES:

(A) ELECTRICAL CONTRACTOR SHALL CHOP UP FLOOR TO PROVIDE TELECOIL LOOP. REFER TO AV DRAWING FOR MORE DETAILS ON SCOPE OF THE LOOP.

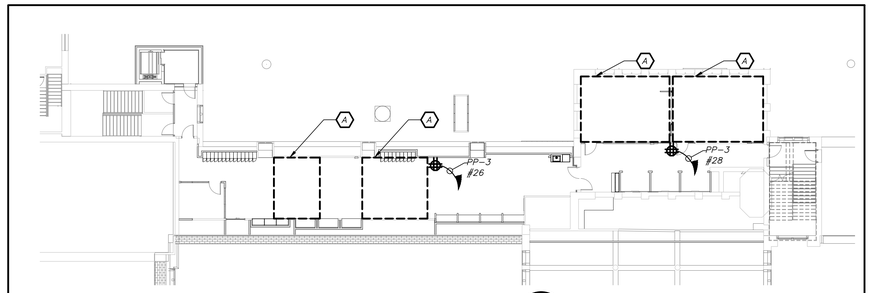

LISTENING LOOP IN THIRD FLOOR
(NEW WORK) (PROJECT 3)

5 E2-309 N.T.S.

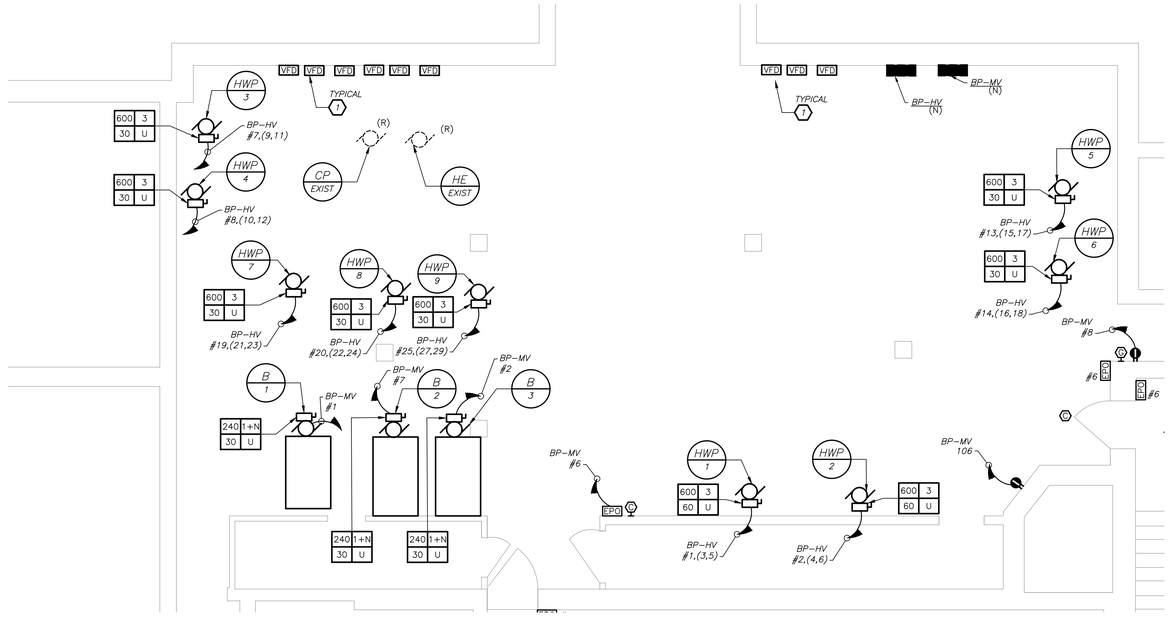

PARTIAL BASEMENT FLOOR PLAN
(NEW WORK) (PROJECT 1)

2 E2-309

0 4' 8'
1/4 inch=1 foot

GENERAL NOTES:

1. REMOVAL AND RELOCATING OF ALL SECURITY CAMERAS AND WIRELESS ACCESS POINTS SHALL BE DONE BY OWNER.
2. COORDINATE EXACT FINAL LOCATION OF ALL AV RELATED BOXES AND EQUIPMENT WITH AV2 DRAWING AND VENDOR BEFORE THE START OF ANYWORK. ELECTRICAL CONTRACTOR SHALL NOT START INSTALLATION UNTIL YOU THEY HAVE A SIGN OF FROM SCHOOL DISTRICT AND CONSTRUCTION MANAGER.

WORK NOTES:

(1) ELECTRICAL CONTRACTOR SHALL CONNECT VFD TO EACH HOT WATER PUMP.

(2) PROVIDE 2#18 WITH DRY CONTACTS FROM PANEL MH-HV-2B TO DISCONNECT.

(3) PROVIDE 2#18 WITH DRY CONTACTS FROM PANEL PP-3 TO DISCONNECT.

(4) PROVIDE RECEPTACLE FOR CHEMICAL FEED. COORDINATE EXACT LOCATION OF RECEPTACLE WITH MECHANICAL CONTRACTOR BEFORE THE START OF ANY WORK.

BEFORE FABRICATION THIS CONTRACTOR SHALL VERIFY ALL MEASUREMENTS AND CONDITIONS ON JOB AND COORDINATE HIS WORK WITH THE WORK OF ALL OTHER CONTRACTORS

Revision Schedule

No.	Description	Date
1	SED Submission	09/15/2020
2	SED Submission Addendum#1	01/08/2021
3	ISSUED FOR BID	01/19/2021

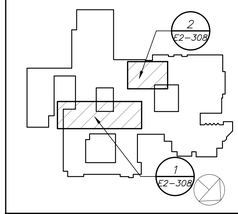

Geddis Architects
Architecture. Planning. Interiors
71 Old Post Road
P.O. Box 1020
Southport, CT 06890
(203) 256-8700

Fielding International
Transforming Education by Design
259 Water Street Suite 1L
Warren , RI 02885 USA
+1 401-289-2789

BARILE GALLAGHER & ASSOCIATES
CONSULTING ENGINEERS
39 MARBLE AVE PLEASANTVILLE, NY 10570
914.328.6060 GENERAL@BGA-ENG.com www.BGA-ENG.com

Construction Manager
SAVIN ENGINEERS, P.C.
3 Campus Drive
Pleasantville, NY 10570
914-769-3200

Structural Engineer
ODEH ENGINEERS
1223 Mineral Spring Ave
North Providence, RI 02904
401-724-1771

Civil Engineer
WESTON & SAMPSON
1 Winners Circle, Suite 130
Albany, NY 12205
518-463-4400

Acoustic Consultant
DP DESIGN
12 Cold Spring Street
Providence, RI
401-861-3218

SED #: 6618-0001-0005-032

PROJECT
Rye City School District
555 Theodore Fremd Ave, Rye, NY 10580

Rye High School & Middle School
1 Parsons Street, Rye, New York 10580

HIGH SCHOOL & MIDDLE SCHOOL PART THIRD FLOOR AND BASEMENT POWER AND FA PLAN

PROJECT 1 & 3

SEAL & SIGNATURE

DATE:	11/07/19
PROJECT No:	9200
DRAWING BY:	BGA
CHK BY:	BGA
DWG No:	E2-309

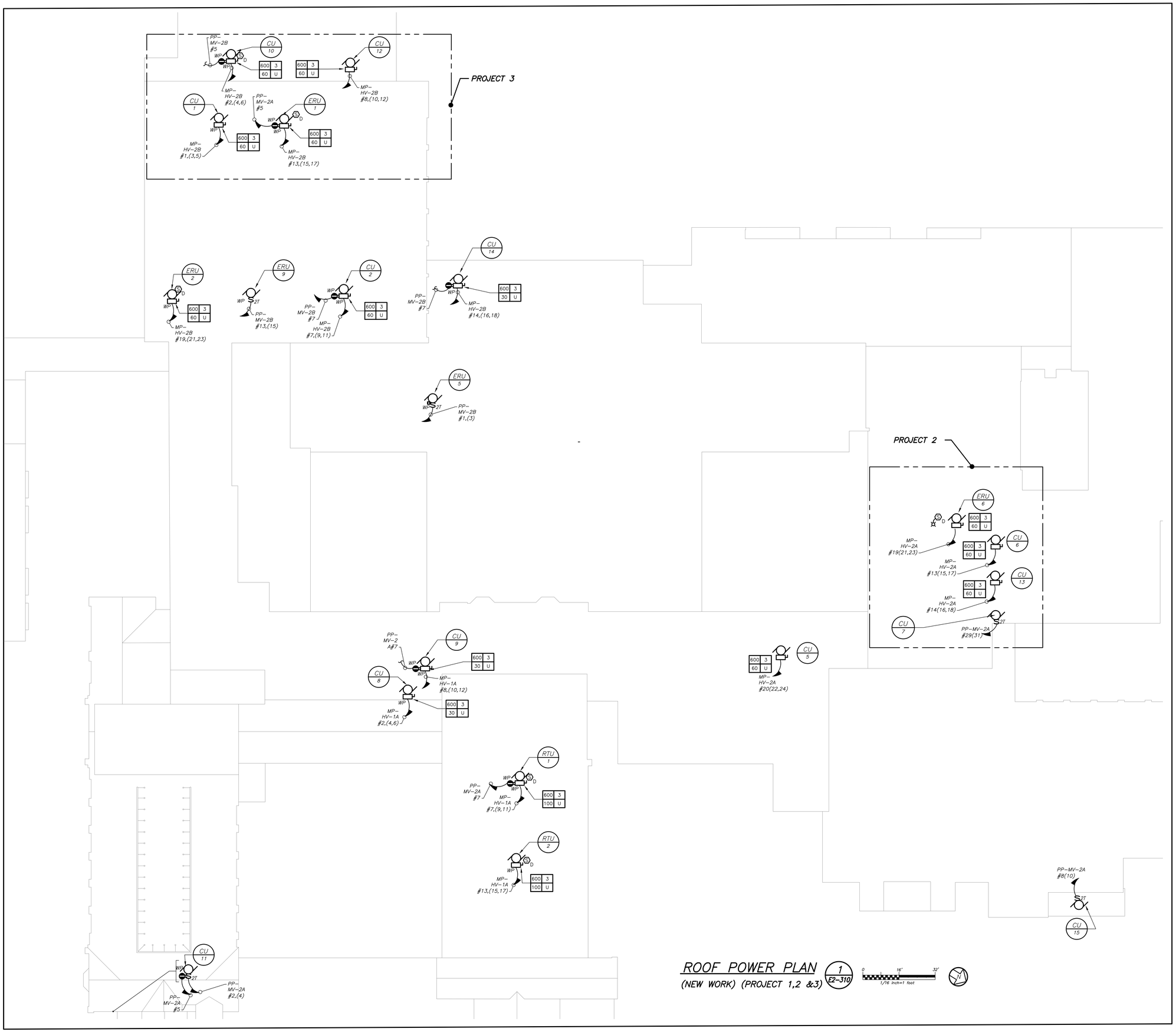

BEFORE FABRICATION THIS CONTRACTOR SHALL VERIFY ALL MEASUREMENTS AND CONDITIONS ON JOB AND COORDINATE HIS WORK WITH THE WORK OF ALL OTHER CONTRACTORS

Revision Schedule

No.	Description	Date
1	SED Submission	09/15/2020
2	SED Submission Addendum#1	01/08/2021
3	ISSUED FOR BID	01/19/2021

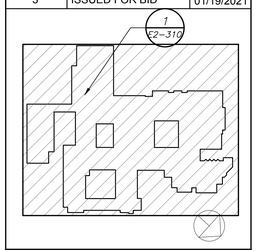

Geddis Architects
Architecture. Planning. Interiors
71 Old Post Road
P.O. Box 1020
Southport, CT 06890
(203) 256-8700

Fielding International
Transforming Education by Design
259 Water Street Suite 1L
Warren , RI 02885 USA
+1 401-289-2789

BARILE GALLAGHER & ASSOCIATES
CONSULTING ENGINEERS
39 MARBLE AVE PLEASANTVILLE, NY 10570
914.328.6060 GENERAL@BGA-ENG.com www.BGA-ENG.com

Construction Manager
SAVIN ENGINEERS, P.C.
3 Campus Drive
Pleasantville, NY 10570
914-769-3200

Structural Engineer
ODEH ENGINEERS
1223 Mineral Spring Ave
North Providence, RI 02904
401-724-1771

Civil Engineer
WESTON & SAMPSON
1 Winners Circle, Suite 130
Albany, NY 12205
518-463-4400

Acoustic Consultant
DP DESIGN
12 Cold Spring Street
Providence, RI
401-861-3218

SED #: 6618-0001-0005-032

PROJECT

Rye City School District

555 Theodore Fremd Ave, Rye, NY 10580

Rye High School & Middle School

1 Parsons Street, Rye, New York 10580

HIGH SCHOOL & MIDDLE SCHOOL ROOF POWER AND FA PLAN

PROJECT 1, 2 & 3

SEAL & SIGNATURE

DATE:	11/07/19
PROJECT No:	9200
DRAWING BY:	BGA
CHK BY:	BGA
DWG No:	E2-310

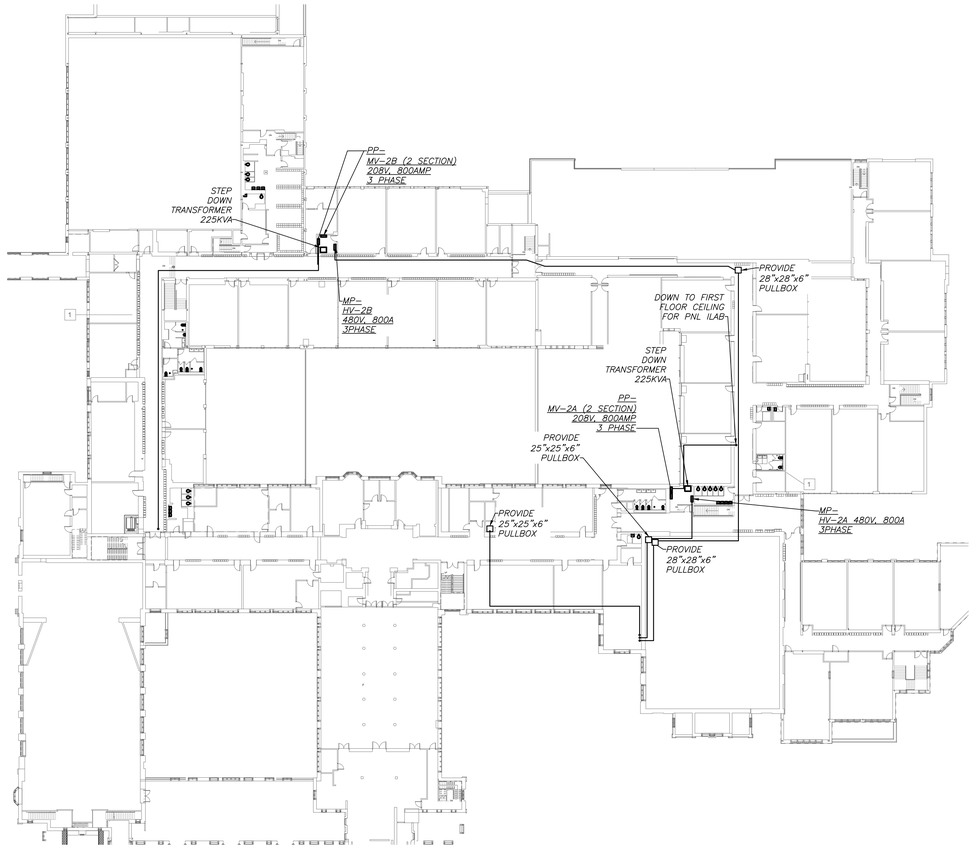

SECOND FLOOR CONDUIT ROUTING

(NEW YORK)

2 E2–311

0 32' 64'
1/32 inch=1 foot

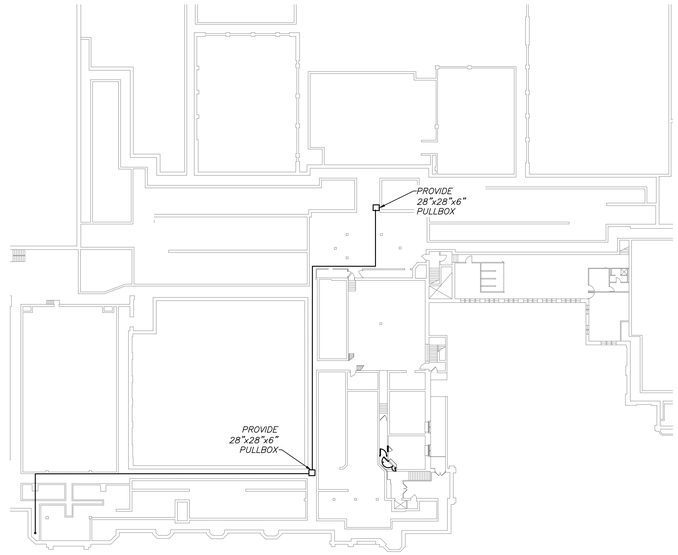

BASEMENT FLOOR CONDUIT ROUTING

(NEW YORK)

1 E2–311

0 32' 64'
1/32 inch=1 foot

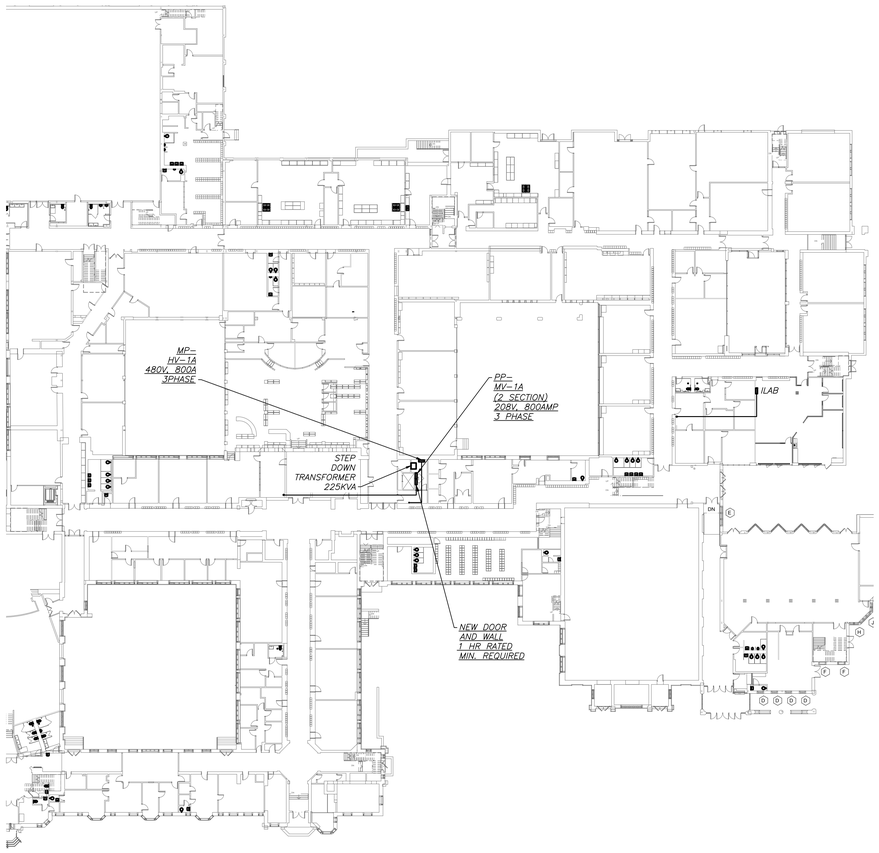

FIRST FLOOR CONDUIT ROUTING

(NEW YORK)

2 E2–311

0 32' 64'
1/32 inch=1 foot

BEFORE FABRICATION THIS CONTRACTOR SHALL VERIFY ALL MEASUREMENTS AND CONDITIONS ON JOB AND COORDINATE HIS WORK WITH THE WORK OF ALL OTHER CONTRACTORS

Revision Schedule

No.	Description	Date
1	SED Submission	09/15/2020
2	SED Submission Addendum#1	01/08/2021
3	ISSUED FOR BID	01/19/2021

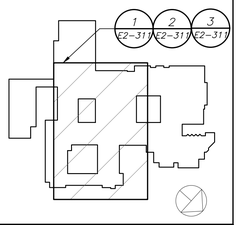

Geddis Architects
Architecture. Planning. Interiors
71 Old Post Road
P.O. Box 1020
Southport, CT 06890
(203) 256-8700

Fielding International
Transforming Education by Design
259 Water Street Suite 1L
Warren , RI 02885 USA
+1 401-289-2789

BARILE GALLAGHER & ASSOCIATES
CONSULTING ENGINEERS
39 MARBLE AVE. PLEASANTVILLE, NY 10570
914.328.6060 GENERAL@BGA-ENG.com www.BGA-ENG.com

Construction Manager
SAVIN ENGINEERS, P.C.
3 Campus Drive
Pleasantville, NY 10570
914-769-3200

Structural Engineer
ODEH ENGINEERS
1223 Mineral Spring Ave
North Providence, RI 02904
401-724-1771

Civil Engineer
WESTON & SAMPSON
1 Winners Circle, Suite 130
Albany, NY 12205
518-463-4400

Acoustic Consultant
DP DESIGN
12 Cold Spring Street
Providence, RI
401-861-3218

SED #: 6618-0001-0005-032

PROJECT

Rye City School District

555 Theodore Fremd Ave, Rye, NY 10580

Rye High School & Middle School

1 Parsons Street, Rye, New York 10580

HIGH SCHOOL & MIDDLE SCHOOL ELECTRICAL CONDUIT ROUTING

SEAL & SIGNATURE

DATE:	11/07/19
PROJECT No:	9200
DRAWING BY:	BGA
CHK BY:	BGA
DWG No:	E2-311

EXTERIOR POWER PLAN (4 / E2-312)
(NEW WORK) (PROJECT 4A)
0 8' 16' 1/8 inch=1 foot

EXTERIOR POWER PLAN (1 / E2-312)
(NEW WORK)
0 8' 16' 1/8 inch=1 foot

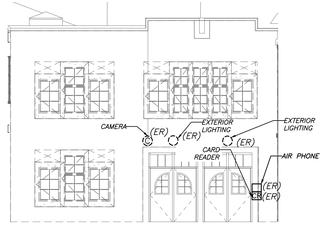

EXTERIOR POWER PLAN (5 / E2-312)
(NEW WORK) (PROJECT 4A)
0 8' 16' 1/8 inch=1 foot

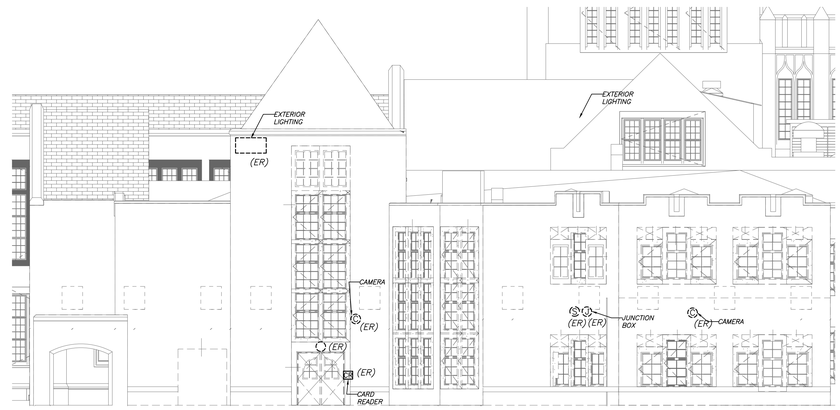

EXTERIOR POWER PLAN (2 / E2-312)
(NEW WORK) (PROJECT 4A)
0 8' 16' 1/8 inch=1 foot

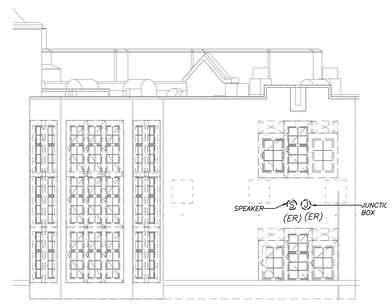

EXTERIOR POWER PLAN (3 / E2-312)
(NEW WORK) (PROJECT 4A)
0 8' 16' 1/8 inch=1 foot

BEFORE FABRICATION THIS CONTRACTOR SHALL VERIFY ALL MEASUREMENTS AND CONDITIONS ON JOB AND COORDINATE HIS WORK WITH THE WORK OF ALL OTHER CONTRACTORS

Revision Schedule

No.	Description	Date
1	SED Submission	09/15/2020
2	SED Submission Addendum#1	01/08/2021
3	ISSUED FOR BID	01/19/2021

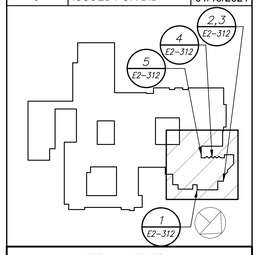

Geddis Architects
Architecture. Planning. Interiors
71 Old Post Road
P.O. Box 1020
Southport, CT 06890
(203) 256-8700

Fielding International
Transforming Education by Design
259 Water Street Suite 1L
Warren , RI 02885 USA
+1 401-289-2789

BARILE GALLAGHER & ASSOCIATES
CONSULTING ENGINEERS
39 MARBLE AVE PLEASANTVILLE, NY 10570
914.328.6060 GENERAL@BGA-ENG.com www.BGA-ENG.com

Construction Manager
SAVIN ENGINEERS, P.C.
3 Campus Drive
Pleasantville, NY 10570
914-769-3200

Structural Engineer
ODEH ENGINEERS
1223 Mineral Spring Ave
North Providence, RI 02904
401-724-1771

Civil Engineer
WESTON & SAMPSON
1 Winners Circle, Suite 130
Albany, NY 12205
518-463-4400

Acoustic Consultant
DP DESIGN
12 Cold Spring Street
Providence, RI
401-861-3218

SED #: 6618-0001-0005-032

PROJECT
Rye City School District
555 Theodore Fremd Ave, Rye, NY 10580

Rye High School & Middle School

1 Parsons Street, Rye, New York 10580

HIGH SCHOOL & MIDDLE SCHOOL EXTERIOR PLAN

PROJECT 4A

SEAL & SIGNATURE

DATE:	11/07/19
PROJECT No:	9200
DRAWING BY:	BGA
CHK BY:	BGA
DWG No:	E2-312

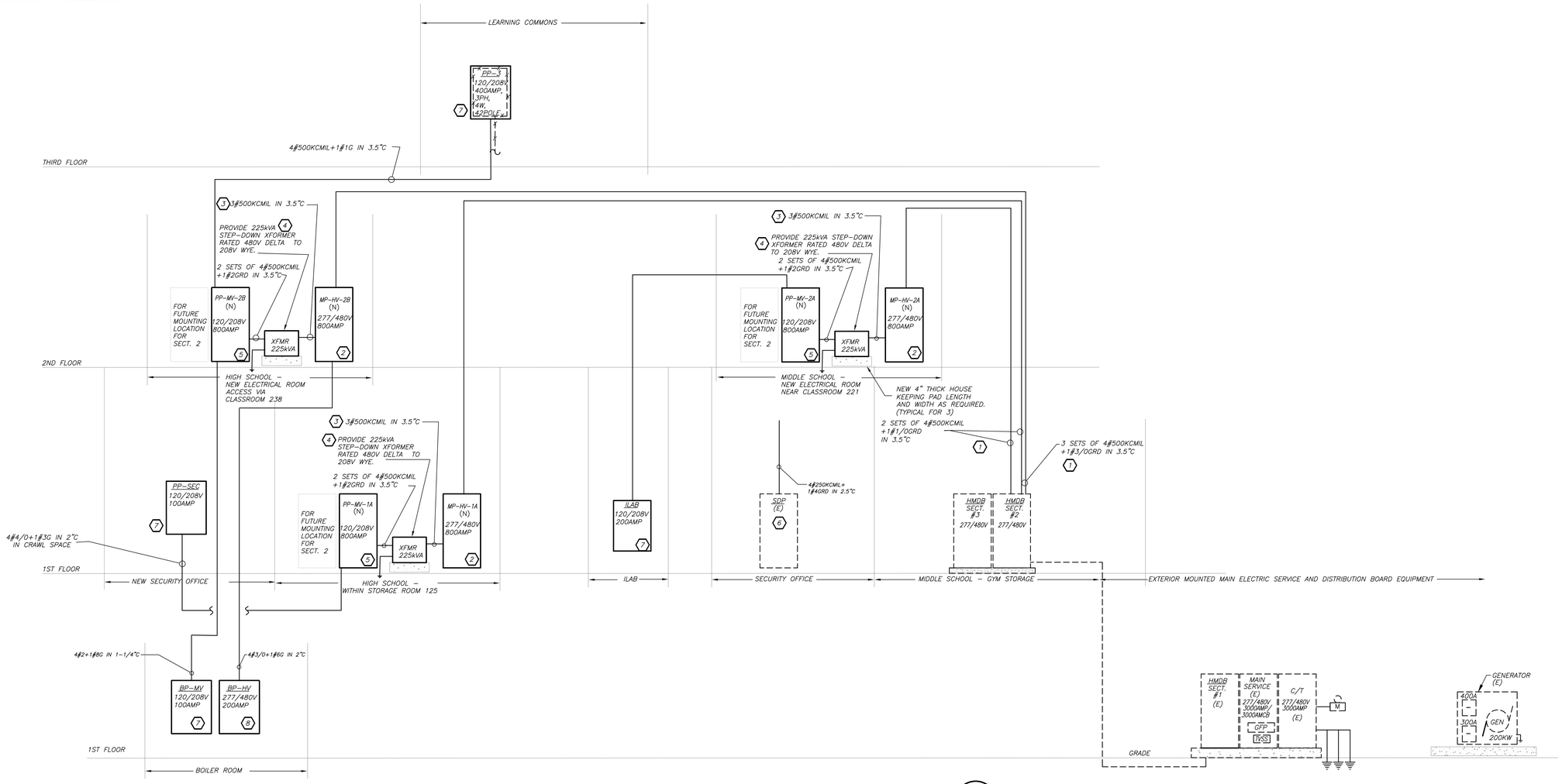

HSMS PART POWER RISER DIAGRAM 1 E2-501 N.T.S.

WORK NOTES:

1. UTILIZE THE AVAILABLE 3P-800AMP SPARE BREAKER AND PROVIDE CONDUIT AND WIRE SIZED AS INDICATED. REFER TO FLOOR PLANS FOR CONDUIT RUN.
2. PROVIDE NEW 277/480V DISTRIBUTION BOARD. FOR PANEL SIZE, TYPE AND CIRCUIT BREAKER ARRANGEMENT REFER TO PANEL SCHEDULE FOR ADDITIONAL INFORMATION. PROVIDE ALL REQUIRED AND NECESSARY ACCESSORIES.
3. FOR PANEL SIZE, TYPE AND CIRCUIT BREAKER ARRANGEMENT REFER TO PANEL SCHEDULE FOR ADDITIONAL INFORMATION. PROVIDE ALL REQUIRED AND NECESSARY ACCESSORIES.
4. PROVIDE NEW PAD MOUNTED STEP-DOWN 225KVA TRANSFORMER RATED 480V DELTA TO 208V WYE. POWER SMITHS E-SAVER 2016-HP. MAINTAIN ALL CLEARANCES AND PROVIDE ALL REQUIRED AND NECESSARY ACCESSORIES. REFER TO SPECIFICATION FOR ADDITIONAL TRANSFORMER CRITERIA.
5. PROVIDE NEW 120/208V PANELBOARD AND ALLOW FOR MOUNTING AREA FOR FUTURE SECTION 2. FOR PANEL SIZE, TYPE AND CIRCUIT BREAKER ARRANGEMENT REFER TO PANEL SCHEDULE FOR ADDITIONAL INFORMATION. PROVIDE ALL REQUIRED AND NECESSARY ACCESSORIES.
6. PROVIDE NEW 3P-200AMP BREAKER IN AVAILABLE SPACE. PROVIDE CONDUIT AND WIRE SIZED AS INDICATED. REFER TO FLOOR PLANS FOR CONDUIT RUN.
7. PROVIDE NEW 120/208V PANELBOARD. FOR PANEL SIZE, TYPE AND CIRCUIT BREAKER ARRANGEMENT REFER TO PANEL SCHEDULE FOR ADDITIONAL INFORMATION. PROVIDE ALL REQUIRED AND NECESSARY ACCESSORIES.

BEFORE FABRICATION THIS CONTRACTOR SHALL VERIFY ALL MEASUREMENTS AND CONDITIONS ON JOB AND COORDINATE HIS WORK WITH THE WORK OF ALL OTHER CONTRACTORS

Revision Schedule

No.	Description	Date
1	SED Submission	09/15/2020
2	SED Submission Addendum#1	01/08/2021
3	ISSUED FOR BID	01/19/2021

Geddis Architects
Architecture. Planning. Interiors
71 Old Post Road
P.O. Box 1020
Southport, CT 06890
(203) 256-8700

Fielding International
Transforming Education by Design
259 Water Street Suite 1L
Warren , RI 02885 USA
+1 401-289-2789

BARILE GALLAGHER & ASSOCIATES
CONSULTING ENGINEERS
39 MARBLE AVE PLEASANTVILLE, NY 10570
914.328.6060 GENERAL@BGA-ENG.com www.BGA-ENG.com

Construction Manager
SAVIN ENGINEERS, P.C.
3 Campus Drive
Pleasantville, NY 10570
914-769-3200

Structural Engineer
ODEH ENGINEERS
1223 Mineral Spring Ave
North Providence, RI 02904
401-724-1771

Civil Engineer
WESTON & SAMPSON
1 Winners Circle, Suite 130
Albany, NY 12205
518-463-4400

Acoustic Consultant
DP DESIGN
12 Cold Spring Street
Providence, RI
401-861-3218

SED #: 6618-0001-0005-032

PROJECT

Rye City School District

555 Theodore Fremd Ave, Rye, NY 10580

Rye High School & Middle School

1 Parsons Street, Rye, New York 10580

HIGH SCHOOL & MIDDLE SCHOOL PART ELECTRICAL RISER

SEAL & SIGNATURE

DATE:	11/07/19
PROJECT No:	9200
DRAWING BY:	BGA
CHK BY:	BGA
DWG No:	E2-501

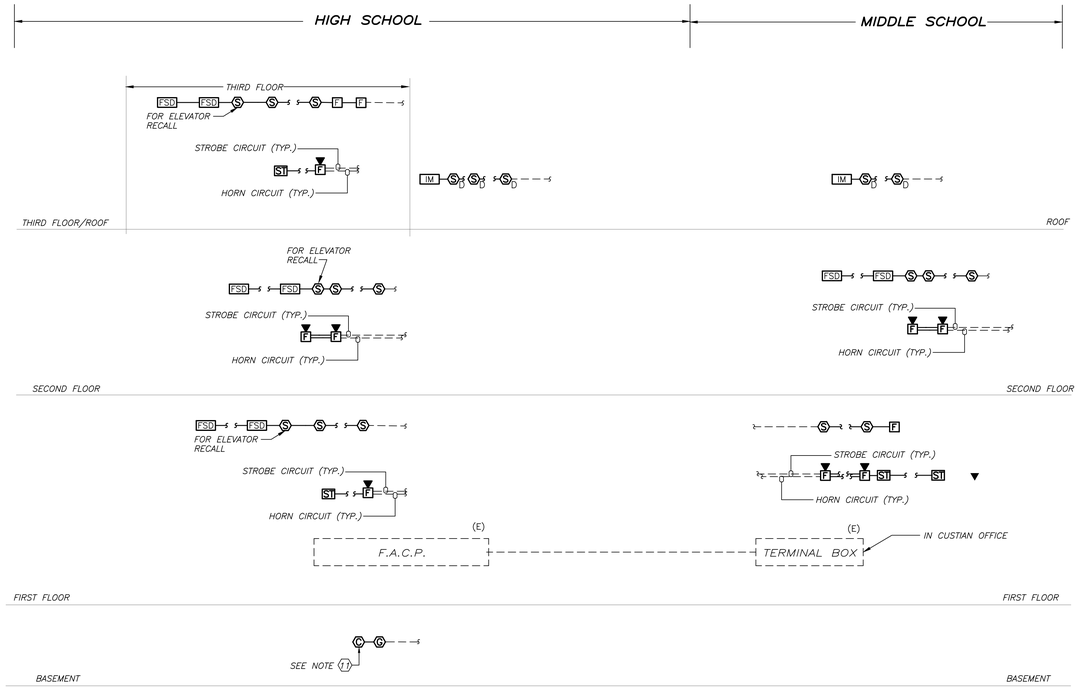

HSMS PARTIIAL FIRE ALARM RISER DIAGRAM (1 / E2-502) N.T.S

RYE MS-HS FIRE ALARM RISER NOTES:

1. FIRE ALARM WIRING DIAGRAMS SHOWN ARE FOR GENERAL ARRANGEMENT ONLY. ELECTRICAL CONTRACTOR SHALL VERIFY AND OBTAIN POINT TO POINT WIRING DIAGRAM PRIOR TO INSTALLATION FROM MANUFACTURER.
2. PERMITS AND APPROVALS NECESSARY FOR INSTALLATION OF THE WORK SHALL BE OBTAINED PRIOR TO THE COMMENCEMENT OF THE WORK. ALL PERMIT COSTS AND INSPECTION FEES SHALL BE INCLUDED AS PART OF THIS CONTRACT.
3. IN AREAS WHERE DUST AND DIRT WILL BE AIRBORNE DURING CONSTRUCTION THE CONTRACTOR SHALL PROVIDE PLASTIC WRAP OVER SMOKE DETECTORS AND THEN REMOVE ONCE SPACE IS CLEAN.
4. UNLESS DIRECTED OTHERWISE BY FIRE ALARM SYSTEM MANUFACTURER FIRE ALARM DEVICE WIRING SHALL BE AS FOLLOWS (FOR BIDDING PURPOSES ONLY):

   HORN WIRING – #16 AWG TWISTED APPROVED TEFLON CABLE
   STROBE WIRING – #14 AWG TWISTED APPROVED TEFLON CABLE
   SIGNAL WIRING – #14 AWG TWISTED/SHIELDED APPROVED TEFLON CABLE

   THE WIRING SHALL HAVE THE FOLLOWING CHARACTERISTICS:
   A. A MINIMUM TEMPERATURE RATING OF 150 C
   B. A MINIMUM AVERAGE INSULATION THICKNESS OF 15 MILS
   C. A MINIMUM AVERAGE JACKET THICKNESS OF 25 MILS
   D. THE COLOR OF THE CABLE SHALL BE RED
   E. THE CABLE SHALL BE A TYPE FPLR (PLENUM TYPE)
   F. THE CABLE SHALL BE VISIBLY MARKED EXTERNALLY THAT IT MEETS THE ABOVE REQUIREMENTS AND IS LISTED BY UL.

   CONFIRM WIRING TYPE AND QUANTITY WITH FIRE ALARM SYSTEM MANUFACTURER PRIOR TO PURCHASING.
5. ALL FIRE ALARM CABLE SHALL BE PLENUM RATED AND RUN IN MIN. 1/2" ARMORED CABLE. WHERE RUN EXPOSED IT SHALL BE RUN IN EMT CONDUIT. ARMORED CABLE SHALL BE TYPE MC FIRE ALARM CABLE WITH RED STRIPE AS MANUFACTURED BY AFC SERIES 1800.
6. STROBES SHALL HAVE A MINIMUM LIGHT OUTPUT OF 75 CANDELA AND A FLASH RATE OF 1–3 HZ.
7. WALL MOUNTED HORN/STROBE UNITS SHALL NOT HAVE ANY OTHER DEVICES OR APPURTENANCES WITHIN 5 FEET OF THE DEVICE. THEY SHALL BE A MAXIMUM OF 80 INCHES ABOVE FLOOR OR 6" BELOW THE CEILING, WHICHEVER IS LOWER. DEVICES SHALL BE FLUSH MOUNTED IN ALL FINISHED AREAS. PROVIDE DOUBLE DEEP DEVICE BOX IN WALL.
8. SHUTDOWN OF HVAC SYSTEM EQUIPMENT (NOT LIMITED TO, ROOF TOP, EXHAUST FANS, ETC.) OF 1000 CFM OR GREATER, SHALL BE PERFORMED VIA A RELAY INTERFACE SYSTEM. SEND SIGNAL TO BUILDING AUTOMATED TEMPERATURE CONTROL SYTEM (ATC) INDICATING SHUTDOWN HAS OCCURED. EQUIPMENT RESTART SHALL BE BY BUILDING "ATC" SYSTEM UPON FIRE ALARM RESET TO NORMAL MODE. RESTART OF EQUIPMENT SHALL BE SEQUENTIAL.
9. AFTER THE SYSTEM IS COMPLETE, TEST ALL COMPONENTS IN ACCORDANCE WITH SEQUENCE OF OPERATION PRIOR TO FIRE DEPARTMENT INSPECTION.
10. ALL PULL STATIONS SHALL BE PROVIDED WITH CLEAR PROTECTIVE LEXAN COVER, COVER SHALL BE AS MANUFACTURED BY SAFETY TECHNOLOGY INTERNATIONAL INC. CAT.#STI 1100 STOPPER II.

(11) CARBON MONOXIDE DETECTOR SHALL RING LOCAL TROUBLE BELL AT FIRE ALARM CONTROL PANEL FOR SUPERVISORY CONDITION ONLY.

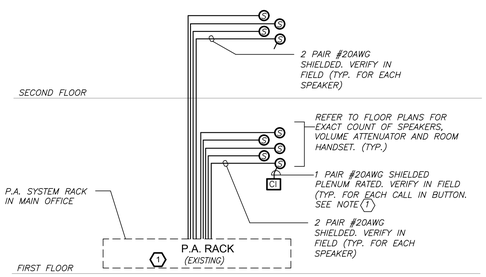

GENERAL NOTES:

1. VERIFY EXACT QUANTITY AND LOCATION OF DEVICES ON PLAN DRAWINGS.
2. WIRING TYPES ARE SHOWN FOR REFERENCE ONLY. VERIFY EXACT WIRING REQUIREMENTS WITH MANUFACTURER.
3. ELECTRICAL CONTRACTOR SHALL PROVIDE PLENUM RATED WIRING AND RUN EXPOSED ABOVE ACCESSIBLE CEILING. IT SHALL BE RUN IN EMT CONDUIT WHERE EXPOSED, EXCEPT IN CORRIDORS AND OFFICES WIRING SHALL BE RUN IN STEEL SURFACE RACEWAY (SIMILAR TO WIREMOLD V–500 AND/OR V–700). WIRING SHALL ALSO BE RUN IN EMT FOR STUB–UPS IN CONCEALED WALLS.
4. SPEAKERS SHALL MATCH EXISTING TYPE. VERIFY WATTAGE TAP REQUIREMENTS IN FIELD.
5. ALL PROGRAMMING AND FINAL CONNECTIONS TO EXISTING P.A. SYSTEM SHALL BE BY SYSTEM MAINTENANCE CONTRACTOR. ALL COSTS ASSOCIATED WITH THIS SHALL BE BY ELECTRICAL CONTRACTOR.

WORK NOTES:

(1) PROVIDE NEW SWITCH ZONE CARD, AMPLIFIER, ETC. AS REQUIRED FOR COMPLETE INSTALLATION. EXISTING SYSTEM IS DUKANE AND IS LOCATED IN MAIN OFFICE.

MIDDLE SCHOOL PARTIAL PUBLIC ADDRESS RISER DIAGRAM (3 / E2-502) N.T.S.

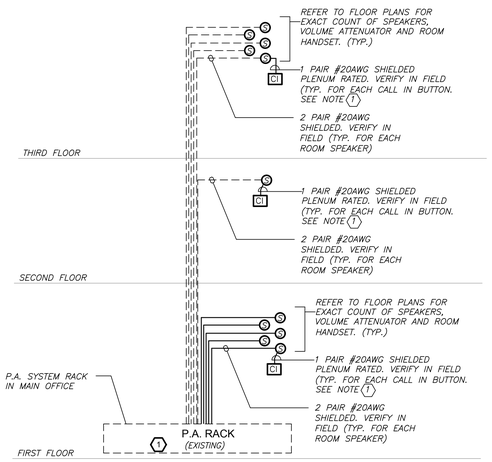

GENERAL NOTES:

1. VERIFY EXACT QUANTITY AND LOCATION OF DEVICES ON PLAN DRAWINGS.
2. WIRING TYPES ARE SHOWN FOR REFERENCE ONLY. VERIFY EXACT WIRING REQUIREMENTS WITH MANUFACTURER.
3. ELECTRICAL CONTRACTOR SHALL PROVIDE PLENUM RATED WIRING AND RUN EXPOSED ABOVE ACCESSIBLE CEILING. IT SHALL BE RUN IN EMT CONDUIT WHERE EXPOSED, EXCEPT IN CORRIDORS AND OFFICES WIRING SHALL BE RUN IN STEEL SURFACE RACEWAY (SIMILAR TO WIREMOLD V–500 AND/OR V–700). WIRING SHALL ALSO BE RUN IN EMT FOR STUB–UPS IN CONCEALED WALLS.
4. SPEAKERS SHALL MATCH EXISTING TYPE. VERIFY WATTAGE TAP REQUIREMENTS IN FIELD.
5. ALL PROGRAMMING AND FINAL CONNECTIONS TO EXISTING P.A. SYSTEM SHALL BE BY SYSTEM MAINTENANCE CONTRACTOR. ALL COSTS ASSOCIATED WITH THIS SHALL BE BY ELECTRICAL CONTRACTOR.

WORK NOTES:

(1) PROVIDE NEW SWITCH ZONE CARD, AMPLIFIER, ETC. AS REQUIRED FOR COMPLETE INSTALLATION. EXISTING SYSTEM IS DUKANE AND IS LOCATED IN MAIN OFFICE.

HIGH SCHOOL PARTIAL PUBLIC ADDRESS RISER DIAGRAM (2 / E2-502) N.T.S.

BEFORE FABRICATION THIS CONTRACTOR SHALL VERIFY ALL MEASUREMENTS AND CONDITIONS ON JOB AND COORDINATE HIS WORK WITH THE WORK OF ALL OTHER CONTRACTORS

Revision Schedule

No.	Description	Date
1	SED Submission	09/15/2020
2	SED Submission Addendum#1	01/08/2021
3	ISSUED FOR BID	01/19/2021

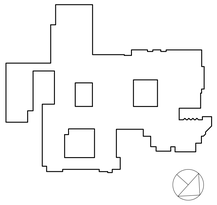

Geddis Architects
Architecture. Planning. Interiors
71 Old Post Road
P.O. Box 1020
Southport, CT 06890
(203) 256-8700

Fielding International
Transforming Education by Design
259 Water Street Suite 1L
Warren , RI 02885 USA
+1 401-289-2789

BARILE GALLAGHER & ASSOCIATES
CONSULTING ENGINEERS
39 MARBLE AVE. PLEASANTVILLE, NY 10570
914.328.6060 GENERAL@BGA-ENG.com www.BGA-ENG.com

Construction Manager
SAVIN ENGINEERS, P.C.
3 Campus Drive
Pleasantville, NY 10570
914-769-3200

Structural Engineer
ODEH ENGINEERS
1223 Mineral Spring Ave
North Providence, RI 02904
401-724-1771

Civil Engineer
WESTON & SAMPSON
1 Winners Circle, Suite 130
Albany, NY 12205
518-463-4400

Acoustic Consultant
DP DESIGN
12 Cold Spring Street
Providence, RI
401-861-3218

SED #: 6618-0001-0005-032

PROJECT
Rye City School District
555 Theodore Fremd Ave, Rye, NY 10580

Rye High School & Middle School

1 Parsons Street, Rye, New York 10580

HIGH SCHOOL MIDDLE SCHOOL
FA AND PA RISER

SEAL & SIGNATURE

DATE:	11/07/19
PROJECT No:	9200
DRAWING BY:	BGA
CHK BY:	BGA
DWG No:	E2-502

(NEW) ELECTRICAL PANEL SCHEDULE (HIGH SCHOOL)

PNL: BP-HV — 480Y/277, 3 PHASE, 4 WIRE — 22 ,000MIN A.I.C. SYM — NEUTRAL: 100%
MOUNTING: SURFACE X (NEMA 1) FLUSH / IN MCC — MAIN LUGS ONLY / DOUBLE LUGS / FEED THRU LUG / SHUNT TRIP MAIN — MAIN C BKR- 200A/3P — MAIN BUS - 200 A — GROUND BUS: X — ISOLATED GROUND BUS: — TVSS: — NUMBER OF POLES: 42

CKT No.	TRIP (AMP)	LOAD	WIRE	CND. (IN.)	KVA/PHASE A	B	C	KVA/PHASE A	B	C	CND. (IN.)	WIRE	LOAD	TRIP (AMP)	CKT No.
1	3		-	-	10.8						-	-		3	2
3		HWP-1	3#8+1#10G	3/4		10.8					3/4	3#8+1#10G	HWP-2		4
5	50		-	-			10.8				-	-		50	6
7	3		-	-	7.21						-	-		3	8
9		HWP-3	3#10+1#10G	3/4		7.21					3/4	3#10+1#10G	HWP-4		10
11	30		-	-			7.21				-	-		30	12
13	3		-	-	7.21						-	-		3	14
15		HWP-5	3#10+1#10G	3/4		7.21					3/4	3#10+1#10G	HWP-6		16
17	30		-	-			7.21				-	-		30	18
19	3		-	-	0.69			0.69			-	-		3	20
21		HWP-7	3#12+1#12G	3/4		0.69			0.69		3/4	3#12+1#12G	HWP-8		22
23	20		-	-			0.69			0.69	-	-		20	24
25	3		-	-	0.69						-	-	SPARE	20	26
27		HWP-9	3#12+1#12G	3/4		0.69					-	-	SPARE	20	28
29	20		-	-			0.69				-	-	SPARE	20	30
31	20	SPARE	-	-							-	-	SPARE	20	32
33	20	SPARE	-	-							-	-	SPARE	20	34
35	20	SPARE	-	-							-	-	SPARE	20	36
37	20	SPARE	-	-							-	-	SPARE	20	38
39	20	SPARE	-	-							-	-	SPARE	20	40
41	20	SPARE	-	-							-	-	SPARE	20	42
		SUBTOTALS			26.6	26.6	26.6	0.7	0.7	0.7			SUBTOTALS		

TOTAL LOADS	27.3 KVA	PHASE A	LIGHTING:	0.00 KVA
	27.3 KVA	PHASE B	RECEPTACLE:	0.00 KVA
	27.3 KVA	PHASE C	KITCHEN:	0.00 KVA
TOTAL CONN. LOAD	82 KVA	99 A	MOTOR:	81.90 KVA
TOTAL DEMAND LOAD	82 KVA	99 A	POWER:	0.00 KVA
			TOTAL:	81.90 KVA

(NEW) ELECTRICAL PANEL SCHEDULE (HIGH SCHOOL)

PNL: MP-HV-2A — 480Y/277, 3 PHASE, 4 WIRE — 65 ,000MIN A.I.C. SYM — NEUTRAL: 100%
MOUNTING: SURFACE X (NEMA 1) FLUSH / IN MCC — MAIN LUGS ONLY / DOUBLE LUGS / FEED THRU LUG / SHUNT TRIP MAIN — MAIN C BKR- 800A/3P — MAIN BUS - 800 A — GROUND BUS: X — ISOLATED GROUND BUS: — TVSS: — NUMBER OF POLES: 42

CKT No.	TRIP (AMP)	LOAD	WIRE	CND. (IN.)	KVA/PHASE A	B	C	KVA/PHASE A	B	C	CND. (IN.)	WIRE	LOAD	TRIP (AMP)	CKT No.
1	3				4.5			16.6			-			3	2
3		CU-8	3#12+1#12G	3/4		4.5			16.6		3/4	3#4+1#8G	RTU-1		4
5	25						4.5			16.6	-			80	6
7	3				4.5			16.6			-			3	8
9		CU-9	3#10+1#10G	3/4		4.5			16.6		3/4	3#4+1#8G	RTU-2		10
11	25						4.5			16.6	-			80	12
13	3				11.4			7.90			-			3	14
15		CU-6	3#8+1#10G	3/4		11.4			7.90		3/4	3#8+1#10G	CU-13		16
17	50						11.4			7.90	-			35	18
19	3				8.80			11.4			-			3	20
21		ERU-6	3#8+1#10G	3/4		8.80			11.4		3/4	3#8+1#10G	CU-5		22
23	35						8.80			11.4	-			50	24
25	20	SPARE	-	-							-	-	SPARE	20	26
27	20	SPARE	-	-							-	-	SPARE	20	28
29	20	SPARE	-	-							-	-	SPARE	20	30
31	20	SPARE	-	-							-	-	SPARE	20	32
33	20	SPARE	-	-							-	-	SPARE	20	34
35	20	SPARE	-	-							-	-	SPARE	20	36
37	20	SPARE	-	-							-			3	38
39	20	SPARE	-	-							-	SEE RISER	TRANSFORMER 225KVA		40
41	20	SPARE	-	-							-			80	42
		SUBTOTALS			29.2	29.2	29.2	52.5	52.5	52.5			SUBTOTALS		

TOTAL LOADS	81.7 KVA	PHASE A	LIGHTING:	0.00 KVA
	81.7 KVA	PHASE B	RECEPTACLE:	0.00 KVA
	81.7 KVA	PHASE C	KITCHEN:	0.00 KVA
TOTAL CONN. LOAD	245 KVA	295 A	MOTOR:	245.10 KVA
TOTAL DEMAND LOAD	245 KVA	295 A	POWER:	0.00 KVA
			TOTAL:	245.10 KVA

(NEW) ELECTRICAL PANEL SCHEDULE

PNL: PP-SEC — 208Y/120, 3 PHASE, 4 WIRE — 22 ,000MIN A.I.C. SYM — NEUTRAL: 100%
MOUNTING: SURFACE X (NEMA 1) FLUSH / IN MCC — MAIN LUGS ONLY / DOUBLE LUGS / FEED THRU LUG / SHUNT TRIP MAIN — MAIN C BKR- 100A/3P — MAIN BUS - 225 A — GROUND BUS: X — ISOLATED GROUND BUS: — TVSS: — NUMBER OF POLES: 42

CKT No.	TRIP (AMP)	LOAD	WIRE	CND. (IN.)	KVA/PHASE A	B	C	KVA/PHASE A	B	C	CND. (IN.)	WIRE	LOAD	TRIP (AMP)	CKT No.
1	20	SEC RECEPT	2#12+1#12G	3/4							3/4	2#12+1#12G	ENTRANCE RECEPT	20	2
3	20	SEC RECEPT	2#12+1#12G	3/4							3/4	2#12+1#12G	DRINKING FOUNTAIN	20	4
5	20	SEC RECEPT	2#12+1#12G	3/4						0.18	3/4	2#12+1#12G	ERU-10	20	6
7	20	SEC RECEPT	2#12+1#12G	3/4				0.10			3/4	2#12+1#12G	HP-B	2	8
9	2	ERU-3	2#12+1#12G	3/4		1.04			0.10		-	-		20	10
11	15		-	-			1.04			1.00	3/4	2#12+1#12G	FIRE DOOR	20	12
13	20	SPARE	-	-	0.50			1.00			3/4	2#12+1#12G	CP-1	20	14
15	20	SPARE	-	-					0.50		3/4	2#12+1#12G	EF-5	20	16
17	20	SPARE	-	-							-	-	SPARE	20	18
19	20	SPARE	-	-							-	-	SPARE	20	20
21	20	SPARE	-	-							-	-	SPARE	20	22
23	20	SPARE	-	-							-	-	SPARE	20	24
25	20	SPARE	-	-							-	-	SPARE	20	26
27	20	SPARE	-	-							-	-	SPARE	20	28
29	20	SPARE	-	-							-	-	SPARE	20	30
31	20	SPARE	-	-							-	-	SPARE	20	32
33	20	SPARE	-	-							-	-	SPARE	20	34
35	20	SPARE	-	-							-	-	SPARE	20	36
37	20	SPARE	-	-							-	-	SPARE	20	38
39	20	SPARE	-	-							-	-	SPARE	20	40
41	20	SPARE	-	-							-	-	SPARE	20	42
		SUBTOTALS			0.50	1.04	1.04	1.10	0.60	1.18			SUBTOTALS		

TOTAL LOADS	1.6 KVA	PHASE A	LIGHTING:	0.00 KVA
	1.6 KVA	PHASE B	RECEPTACLE:	0.00 KVA
	2.2 KVA	PHASE C	KITCHEN:	0.00 KVA
TOTAL CONN. LOAD	5.5 KVA	14.0 A	MOTOR:	3.96 KVA
TOTAL DEMAND LOAD	5.0 KVA	14.0 A	POWER:	1.00 KVA
< Load & Total not equal >			TOTAL:	4.96 KVA

(NEW) ELECTRICAL PANEL SCHEDULE (HIGH SCHOOL)

PNL: PP-3 — 208Y/120, 3 PHASE, 4 WIRE — 42 ,000MIN A.I.C. SYM — NEUTRAL: 100%
MOUNTING: SURFACE X (NEMA 1) FLUSH / IN MCC — MAIN LUGS ONLY / DOUBLE LUGS / FEED THRU LUG / SHUNT TRIP MAIN — MAIN C BKR- 400A/3P — MAIN BUS - 400 A — GROUND BUS: X — ISOLATED GROUND BUS: — TVSS: — NUMBER OF POLES: 42

CKT No.	TRIP (AMP)	LOAD	WIRE	CND. (IN.)	KVA/PHASE A	B	C	KVA/PHASE A	B	C	CND. (IN.)	WIRE	LOAD	TRIP (AMP)	CKT No.
1	20	ROOM RECEPT	2#12+1#12G	3/4	1.62			0.50			3/4	2#12+1#12G	MAG HOLDERS	20	2
3	20	ROOM RECEPT	2#12+1#12G	3/4		1.62			0.97		3/4	2#12+1#12G	LEARING SUITE	20	4
5	20	COORDIOR RECEPT	2#12+1#12G	3/4			1.62			1.00	3/4	2#12+1#12G	CORRIDOR	20	6
7	20	COORDIOR RECEPT	2#12+1#12G	3/4	1.44			0.21			3/4	2#12+1#12G	HP-A, B	2	8
9	20	COORDIOR RECEPT	2#12+1#12G	3/4		1.20			0.21		-	-		20	10
11	20	COORDIOR RECEPT	2#12+1#12G	3/4			1.08			1.00	3/4	2#12+1#12G	CORRIDOR RECEPT	20	12
13	20	COORDIOR RECEPT	2#12+1#12G	3/4	1.20			0.21			3/4	2#12+1#12G	HP-A,C	2	14
15	20	AV RACK	2#12+1#12G	3/4		1.00			0.21		-	-		20	16
17	20	AV RACK	2#12+1#12G	3/4			1.00			1.90	3/4	2#12+1#12G	ERU-8	2	18
19	20	AV RACK	2#12+1#12G	3/4	1.00			1.90			-	-		25	20
21	20	OUTDOOR RECEPT	2#12+1#12G	3/4		1.00			0.80		3/4	2#12+1#12G	ELEV SHAFT LGT	20	22
23	20	FSD	2#12+1#12G	3/4			0.50			0.18	3/4	2#12+1#12G	ELEV SHAFT POWER	20	24
25	20	EF-4	2#12+1#12G	3/4	0.50			1.00			3/4	2#12+1#12G	TELECOIL	2	26
27	20	FLAT PANEL	2#12+1#12G	3/4		1.00			1.00		-	-		20	28
29	20	FLAT PANEL	2#12+1#12G	3/4			1.00			1.00	3/4	2#12+1#12G	FLAT PANEL	20	30
31	20	FLAT PANEL	2#12+1#12G	3/4	1.00			1.00			3/4	2#12+1#12G	FLAT PANEL	20	32
33	20	FLAT PANEL	2#12+1#12G	3/4		1.00			1.00		3/4	2#12+1#12G	FLAT PANEL	20	34
35	20	AV RACK	2#12+1#12G	3/4			1.00			1.00	3/4	2#12+1#12G	FLAT PANEL	20	36
37	20	Elev CAB LIGHTING	2#12+1#12G	3/4	0.50			0.50			3/4	2#12+1#12G	CH-A	20	38
39	20	SPARE	-	-							-	-	SPARE	20	40
41	20	SPARE	-	-							-	-	SPARE	20	42
		SUBTOTALS			7.26	6.82	6.20	5.32	4.19	6.08			SUBTOTALS		

TOTAL LOADS	12.6 KVA	PHASE A	LIGHTING:	2.77 KVA
	11.0 KVA	PHASE B	RECEPTACLE:	11.08 KVA
	12.3 KVA	PHASE C	KITCHEN:	0.00 KVA
TOTAL CONN. LOAD	35.9 KVA	### A	MOTOR:	5.14 KVA
TOTAL DEMAND LOAD	35.3 KVA	98.0 A	POWER:	16.88 KVA
			TOTAL:	35.87 KVA

(NEW) ELECTRICAL PANEL SCHEDULE (HIGH SCHOOL)

PNL: MH-HV-2B — 480Y/277, 3 PHASE, 4 WIRE — 65 ,000MIN A.I.C. SYM — NEUTRAL: 100%
MOUNTING: SURFACE X (NEMA 1) FLUSH / IN MCC — MAIN LUGS ONLY / DOUBLE LUGS / FEED THRU LUG / SHUNT TRIP MAIN — MAIN C BKR- 800A/3P — MAIN BUS - 800 A — GROUND BUS: X — ISOLATED GROUND BUS: — TVSS: — NUMBER OF POLES: 42

CKT No.	TRIP (AMP)	LOAD	WIRE	CND. (IN.)	KVA/PHASE A	B	C	KVA/PHASE A	B	C	CND. (IN.)	WIRE	LOAD	TRIP (AMP)	CKT No.
1	3		-	-	10.6			10.6			-	-		3	2
3		CU-1	3#8+1#10G	3/4		10.6			10.6		3/4	3#8+1#10G	CU-10		4
5	50		-	-			10.6			10.6	-	-		50	6
7	3		-	-	10.6			9.90			-	-		3	8
9		CU-2	3#8+1#10G	3/4		10.6			9.90		3/4	3#8+1#10G	CU-12		10
11	50		-	-			10.6			9.90	-	-		50	12
13	3		-	-	8.9			3.60			-	-		3	14
15		ERU-1	3#8+1#10G	3/4		8.9			3.60		3/4	3#12+1#12G	CU-14		16
17	35		-	-			8.9			3.60	-	-		20	18
19	3		-	-	8.9			12.0			-	-		3	20
21		ERU-2	3#8+1#10G	3/4		8.9			12.0		3/4	4#3/0+1#6G	BP-HV		22
23	35		-	-			8.9			12.0	-	-		200	24
25	20	SPARE	-	-				8.50			-	-		3	26
27	20	SPARE	-	-					8.50		1	3#6+1#10G	ELEVATOR		28
29	20	SPARE	-	-						8.50	-	-		60	30
31	20	SPARE	-	-							-	-	SPARE	20	32
33	20	SPARE	-	-							-	-	SPARE	20	34
35	20	SPARE	-	-							-	-	SPARE	20	36
37	20	SPARE	-	-							-			3	38
39	20	SPARE	-	-							-	SEE RISER	TRANSFORMER FOR PP-MV-2B		40
41	20	SPARE	-	-							-			350	42
		SUBTOTALS			39.0	39.0	39.0	44.6	44.6	44.6			SUBTOTALS		

TOTAL LOADS	83.6 KVA	PHASE A	LIGHTING:	0.00 KVA
	83.6 KVA	PHASE B	RECEPTACLE:	0.00 KVA
	83.6 KVA	PHASE C	KITCHEN:	0.00 KVA
TOTAL CONN. LOAD	251 KVA	302 A	MOTOR:	214.83 KVA
TOTAL DEMAND LOAD	251 KVA	302 A	POWER:	36.00 KVA
			TOTAL:	250.83 KVA

(NEW) ELECTRICAL PANEL SCHEDULE

PNL: MP-HV-1A — 480Y/277, 3 PHASE, 4 WIRE — 65 ,000MIN A.I.C. SYM — NEUTRAL: 100%
MOUNTING: SURFACE X (NEMA 1) FLUSH / IN MCC — MAIN LUGS ONLY / DOUBLE LUGS / FEED THRU LUG / SHUNT TRIP MAIN — MAIN C BKR- 800A/3P — MAIN BUS - 800 A — GROUND BUS: X — ISOLATED GROUND BUS: — TVSS: — NUMBER OF POLES: 42

CKT No.	TRIP (AMP)	LOAD	WIRE	CND. (IN.)	KVA/PHASE A	B	C	KVA/PHASE A	B	C	CND. (IN.)	WIRE	LOAD	TRIP (AMP)	CKT No.
1	3		-	-	12.0			3.50			-	-		3	2
3		BP-HV	4#3/0+1#6G	2		12.0			3.50		3/4	3#10+1#10G	CU-8		4
5	200		-	-			12.0			3.50	-	-		25	6
7	3		-	-	24.0			3.50			-	-		3	8
9		RTU-1	3#3/0+1#6G	2		24.0			3.50		3/4	3#10+1#10G	CU-9		10
11	200		-	-			24.0			3.50	-	-		25	12
13	3			-	24.0						-	-	SPARE	20	14
15		RTU-2	3#3/0+1#6G	2		24.0					-	-	SPARE	20	16
17	200			-			24.0				-	-	SPARE	20	18
19	20	SPARE	-	-							-	-	SPARE	20	20
21	20	SPARE	-	-							-	-	SPARE	20	22
23	20	SPARE	-	-							-	-	SPARE	20	24
25	20	SPARE	-	-							-	-	SPARE	20	26
27	20	SPARE	-	-							-	-	SPARE	20	28
29	20	SPARE	-	-							-	-	SPARE	20	30
31	20	SPARE	-	-							-	-	SPARE	20	32
33	20	SPARE	-	-							-	-	SPARE	20	34
35	20	SPARE	-	-							-	-	SPARE	20	36
37	20	SPARE	-	-							-			3	38
39	20	SPARE	-	-							-	SEE RISER	TRANSFORMER FOR PP-MV-A		40
41	20	SPARE	-	-							-			350	42
		SUBTOTALS			60.0	60.0	60.0	7.00	7.00	7.00			SUBTOTALS		

TOTAL LOADS	67.0 KVA	PHASE A	LIGHTING:	0.00 KVA
	67.0 KVA	PHASE B	RECEPTACLE:	0.00 KVA
	67.0 KVA	PHASE C	KITCHEN:	0.00 KVA
TOTAL CONN. LOAD	201 KVA	242 A	MOTOR:	165.00 KVA
TOTAL DEMAND LOAD	201 KVA	242 A	POWER:	36.00 KVA
			TOTAL:	201.00 KVA

(NEW) ELECTRICAL PANEL SCHEDULE (HIGH SCHOOL)

PNL: BP-MV — 208Y/120, 3 PHASE, 4 WIRE — 22 ,000MIN A.I.C. SYM — NEUTRAL: 100%
MOUNTING: SURFACE X (NEMA 1) FLUSH / IN MCC — MAIN LUGS ONLY / DOUBLE LUGS / FEED THRU LUG / SHUNT TRIP MAIN — MAIN C BKR- 100A/3P — MAIN BUS - 100 A — GROUND BUS: X — ISOLATED GROUND BUS: — TVSS: — NUMBER OF POLES: 24

CKT No.	TRIP (AMP)	LOAD	WIRE	CND. (IN.)	KVA/PHASE A	B	C	KVA/PHASE A	B	C	CND. (IN.)	WIRE	LOAD	TRIP (AMP)	CKT No.
1	30	BOILER 1	2#10+1#10G	3/4	2.40			2.40			3/4	2#10+1#10G	BOILER 3	30	2
3		SHUNT TRIP											SHUNT TRIP		4
5	20	SPARE	-	-						0.40	3/4	2#12+1#12G	EPO	20	6
7	20	BOILER 2	2#10+1#10G	3/4	2.40			0.40			3/4	2#12+1#12G	GAS DETECTOR	20	8
9		SHUNT TRIP							1.00		3/4	2#12+1#12G	CHEMICAL FEED	20	10
11	20	SPARE	-	-							-	-	SPARE	20	12
13	20	SPARE	-	-							-	-	SPARE	20	14
15	20	SPARE	-	-							-	-	SPARE	20	16
17	20	SPARE	-	-							-	-	SPARE	20	18
19	20	SPARE	-	-							-	-	SPARE	20	20
21	20	SPARE	-	-							-	-	SPARE	20	22
23	20	SPARE	-	-							-	-	SPARE	20	24
		SUBTOTALS			4.80	0.00	0.00	2.80	1.00	0.40			SUBTOTALS		

TOTAL LOADS	7.6 KVA	PHASE A	LIGHTING:	0.00 KVA
	1.0 KVA	PHASE B	RECEPTACLE:	1.40 KVA
	0.4 KVA	PHASE C	KITCHEN:	0.00 KVA
TOTAL CONN. LOAD	9.0 KVA	25.0 A	MOTOR:	4.80 KVA
TOTAL DEMAND LOAD	9.0 KVA	25.0 A	POWER:	2.80 KVA
			TOTAL:	9.00 KVA

BEFORE FABRICATION THIS CONTRACTOR SHALL VERIFY ALL MEASUREMENTS AND CONDITIONS ON JOB AND COORDINATE HIS WORK WITH THE WORK OF ALL OTHER CONTRACTORS

LIGHTING FIXTURE SCHEDULE

TYPE	MOUNTING	LAMPS	DESCRIPTION	MANUFACTURER & CAT.#
R1	CEILING RECESSED MOUNTED	31 WATTS LED UNV	2X2 RECESSED FIXTURES . 4000 LUMENS, 3500K COLOR TEMP. 80 CRI. WITH DRYWALL ADAPTER	MANUFACTURER: LITHONIA LIGHTING EPANL-2X2-4000LM-80CRI-35K-MIN1-ZT-MVOLT-E10WCP-GGA2
R1 EM	CEILING RECESSED MOUNTED	31 WATTS LED UNV	SAME AS FIXTURE "R1" EXCEPT CONNECTED TO EMERGENCY LIGHTING CIRCUIT.	MANUFACTURER: LITHONIA LIGHTING EPANL-2X2-4000LM-80CRI-35K-MIN1-ZT-MVOLT-E10WCP-GGA2
R2	CEILING RECESSED MOUNTED	46 WATTS LED UNV	2X2 RECESSED FIXTURES . 4800 LUMENS, 3500K COLOR TEMP. WITH GRID ADAPTOR.	MANUFACTURER: MARK LIGHTING WHSPR-2X2-90CRI-35K-4800LM-MIN1-MVOLT-SWC
R2 EM	CEILING RECESSED MOUNTED	46 WATTS LED UNV	SAME AS FIXTURE "R2" EXCEPT CONNECTED TO EMERGENCY LIGHTING CIRCUIT.	MANUFACTURER: MARK LIGHTING WHSPR-2X2-90CRI-35K-4800LM-MIN1-MVOLT-SWC
R4	CEILING RECESSED MOUNTED	10 WATTS LED UNV	6" SQUARE DOWNLIGHT. 1000 LUMENS, 3500K COLOR TEMP.	MANUFACTURER: CALIBER PLUS 6SQLBV-10-35K-E1-DA
R4 EM	CEILING RECESSED MOUNTED	10 WATTS LED UNV	SAME AS FIXTURE "R4" EXCEPT CONNECTED TO EMERGENCY LIGHTING CIRCUIT.	MANUFACTURER: CALIBER PLUS 6SQLBV-10-35K-E1-DA
R4B	CEILING RECESSED MOUNTED	20 WATTS LED UNV	6" SQUARE DOWNLIGHT. 1000 LUMENS, 3500K COLOR TEMP.	MANUFACTURER: CALIBER PLUS 6SQLBV-20-35K-E1-DA
R4B EM	CEILING RECESSED MOUNTED	20 WATTS LED UNV	SAME AS FIXTURE "R4B" EXCEPT CONNECTED TO EMERGENCY LIGHTING CIRCUIT.	MANUFACTURER: CALIBER PLUS 6SQLBV-20-35K-E1-DA
R5	CEILING RECESSED MOUNTED	10 WATTS LED UNV	6" SQUARE DOWNLIGHT. 1000 LUMENS, 3500K COLOR TEMP.	MANUFACTURER: CALIBER PLUS 6SQLBV-10-35K-E1-DA
R5 EM	CEILING RECESSED MOUNTED	10 WATTS LED UNV	SAME AS FIXTURE "R5" EXCEPT CONNECTED TO EMERGENCY LIGHTING CIRCUIT.	MANUFACTURER: CALIBER PLUS 6SQLBV-10-35K-E1-DA
R8	CEILING RECESSED MOUNTED	14 WATTS LED UNV	4" ROUND RECESSED DOWNLIGHT.STATIC WHITE FINISH. 80 CRI. 3500 COLOR TEMPERATURE.	MANUFACTURER: LUMENWERX V04RR-OF-ADJ-UNV-14W-D1-V04-SW-60-2-80-35-LS-V04RRB-SDL-SR-TMW-TRM-TMW
R8 EM	CEILING RECESSED MOUNTED	14 WATTS LED UNV	SAME AS FIXTURE "R8" EXCEPT CONNECTED TO EMERGENCY LIGHTING CIRCUIT.	MANUFACTURER: LUMENWERX V04RR-OF-ADJ-UNV-14W-D1-V04-SW-60-2-80-35-LS-V04RRB-SDL-SR-TMW-TRM-TMW
R9	CEILING RECESSED MOUNTED	12 WATTS LED UNV	15/16" 35K COLOR TEMPERATURE. 80 CRI.	MANUFACTURER: TBAR FLEX MODEL #TBFL-MW-22-24-D-A-W
R9 EM	CEILING RECESSED MOUNTED	12 WATTS LED UNV	SAME AS FIXTURE "R9" EXCEPT CONNECTED TO EMERGENCY LIGHTING CIRCUIT.	MANUFACTURER: TBAR FLEX MODEL #TBFL-MW-22-24-D-A-W
R10	SURFACE REGRESSED MOUNTED	1.4 W/FT LED 24V	FLEXIBLE LIGHTING SYSTEM. 80 LUMENS PER FOOT. 35K COLOR TEMPERATURE. 80 CRI.	MANUFACTURER: KELVIX SW1-3-35K-B-S-1P67
R10 EM	SURFACE REGRESSED MOUNTED	1.4 W/FT LED 24V	SAME AS FIXTURE "R10" EXCEPT CONNECTED TO EMERGENCY LIGHTING CIRCUIT.	MANUFACTURER: KELVIX SW1-3-35K-B-S-1P67
P1	CEILING PENDANT MOUNTED	50 WATTS LED UNV	8' PENDENT DIRECT/INDIRECT FIXTURE. 500 LUMENS PER FOOT UP 600 LUMENS PER FOOT DOWN. 35K COLOR TEMPERATURE. 80 CRI. 8 FEET LONG.	MANUFACTURER: AXIS LIGHTING STLDI-8-SLI-500-DML-600-80-35-W-UNV
P1 EM	CEILING PENDANT MOUNTED	50 WATTS LED UNV	SAME AS FIXTURE "P1" EXCEPT CONNECTED TO EMERGENCY LIGHTING CIRCUIT.	MANUFACTURER: AXIS LIGHTING STLDI-8-SLI-500-DML-600-80-35-W-UNV
P2	CEILING PENDANT MOUNTED	50 WATTS LED UNV	6' PENDENT DIRECT/INDIRECT FIXTURE. 500 LUMENS PER FOOT UP 600 LUMENS PER FOOT DOWN. 35K COLOR TEMPERATURE. 80 CRI. 6 FEET LONG.	MANUFACTURER: AXIS LIGHTING STLDI-6-SLI-500-DML-600-80-35-W-UNV
P2 EM	CEILING PENDANT MOUNTED	50 WATTS LED UNV	SAME AS FIXTURE "P2" EXCEPT CONNECTED TO EMERGENCY LIGHTING CIRCUIT.	MANUFACTURER: AXIS LIGHTING STLDI-6-SLI-500-DML-600-80-35-W-UNV
P3	CEILING PENDANT MOUNTED	35 WATTS LED UNV	4'PENDENT DIRECT/INDIRECT FIXTURE. 500 LUMENS PER FOOT UP 600 LUMENS PER FOOT DOWN. 35K COLOR TEMPERATURE. 80 CRI. 4 FEET LONG.	MANUFACTURER: AXIS LIGHTING STLDI-4-SLI-500-DML-600-80-35-W-UNV
P3 EM	CEILING PENDANT MOUNTED	35 WATTS LED UNV	SAME AS FIXTURE "P3 EXCEPT CONNECTED TO EMERGENCY LIGHTING CIRCUIT.	MANUFACTURER: AXIS LIGHTING STLDI-4-SLI-500-DML-600-80-35-W-UNV
P4	CEILING PENDANT MOUNTED	87 WATTS LED UNV	CONTINUOS LINEAR SLOT DIRECT/INDIRECT WALL LIGHT. 400 LUMENS PER FOOT DIRECT AND 600 LUMENS PER FOOT INDIRECT. 35K COLOR TEMPERATURE. 90 CRI. LENGTHS AS PER PLAN	MANUFACTURER: MARK LIGHTING S1LIDP-OPP-PER PLAN-90CRI-35K-200LMF-I90CRI-I35K-I400LMF-MIN1-MVOLT-WHT-36A-RDCY-WHTCY-WCRD
P4 EM	CEILING PENDANT MOUNTED	87 WATTS LED UNV	SAME AS FIXTURE "P4" EXCEPT CONNECTED TO EMERGENCY LIGHTING CIRCUIT.	MANUFACTURER: MARK LIGHTING S1LIDP-OPP-XXFT-90CRI-35K-200LMF-I90CRI-I35K-I400LMF-MIN1-MVOLT-WHT-36A-RDCY-WHTCY-WCRD
P5-B	CEILING PENDANT MOUNTED	45 WATTS LED UNV	20" DIAMETER X 5" HEIGHT. GREEN IN COLOR. WHITE FINISH. SINGLE STEM MOUNT. NICKEL TONE STEM FINISH 35K COLOR TEMPERATURE.	MANUFACTURER: BROWNLEE LIGHTING MODEL #2680-20-49-45W-G-SSM-NT-35K
P5-B EM	CEILING PENDANT MOUNTED	45 WATTS LED UNV	SAME AS FIXTURE "P5-B" EXCEPT CONNECTED TO EMERGENCY LIGHTING CIRCUIT.	MANUFACTURER: BROWNLEE LIGHTING MODEL #2680-20-49-45W-G-SSM-NT-35K
P5-W	CEILING PENDANT MOUNTED	45 WATTS LED UNV	20" DIAMETER X 5" HEIGHT. WHITE IN COLOR. WHITE FINISH. SINGLE STEM MOUNT. NICKEL TONE STEM FINISH 35K COLOR TEMPERATURE.	MANUFACTURER: BROWNLEE LIGHTING MODEL #2680-20-49-45W-WH-SSM-NT-35K
P5-W EM	CEILING PENDANT MOUNTED	45 WATTS LED UNV	SAME AS FIXTURE "P5-W" EXCEPT CONNECTED TO EMERGENCY LIGHTING CIRCUIT.	MANUFACTURER: BROWNLEE LIGHTING MODEL #2680-20-49-45W-WH-SSM-NT-35K
P5-G	CEILING PENDANT MOUNTED	45 WATTS LED UNV	20" DIAMETER X 5" HEIGHT. GREEN IN COLOR. WHITE FINISH. SINGLE STEM MOUNT. NICKEL TONE STEM FINISH 35K COLOR TEMPERATURE.	MANUFACTURER: BROWNLEE LIGHTING MODEL #2680-20-49-45W-G-SSM-NT-35K
P5-G EM	CEILING PENDANT MOUNTED	45 WATTS LED UNV	SAME AS FIXTURE "P5-G" EXCEPT CONNECTED TO EMERGENCY LIGHTING CIRCUIT.	MANUFACTURER: BROWNLEE LIGHTING MODEL #2680-20-49-45W-G-SSM-NT-35K
P6	CEILING PENDANT MOUNTED	3 WATTS LED UNV	DECORATIVE PENDENT . CYLINDER DIFFUSER. 9" STEM LENGTH. 35K COLOR TEMPERATURE. BRUSHED ALUMINUM FINISH.	MANUFACTURER: ACUITY BRANDS-HEALTHCARE LIGHTING #HPP1-9ST-MVOLT-CYL-LRG-35K-ZT-MIN5-INT-BA
P6 EM	CEILING PENDANT MOUNTED	3 WATTS LED UNV	SAME AS FIXTURE "P6" EXCEPT CONNECTED TO EMERGENCY LIGHTING CIRCUIT.	MANUFACTURER: ACUITY BRANDS-HEALTHCARE LIGHTING #HPP1-9ST-MVOLT-CYL-LRG-35K-ZT-MIN5-INT-BA
WM1	SURFACE WALL MOUNTED	20 WATTS LED UNV	8' LINEAR SLOT INDIRECT WALL LIGHT. 400 LUMENS PER FOOT. 35K COLOR TEMPERATURE. 90 CRI.	MANUFACTURER: MARK LIGHTING MODEL #S1LWI-LLP-8FT-MSL8-I90CRI-I35K-I400LMF-MIN1-MVOLT-WHT-ZT-DCF
WM1 EM	SURFACE WALL MOUNTED	20 WATTS LED UNV	SAME AS FIXTURE "WM1" EXCEPT CONNECTED TO EMERGENCY LIGHTING CIRCUIT.	MANUFACTURER: MARK LIGHTING MODEL #S1WI-LLP-8FT-MSL8-I90CRI-I35K-I400LMF-MIN1-MVOLT-WHT-ZT-DCF
WM2	SURFACE MOUNTED	4.4 W/FT LED 24V	LINEAR ANGLED EXTRUSION LED. 35K COLOR TEMPERATURE.	MANUFACTURER: LLI LIGHTING MODEL #LLI-ANG-S-F-4.4-35K-24V-
WM2 EM	SURFACE MOUNTED	4.4 W/FT LED 24V	SAME AS FIXTURE "WM2" EXCEPT CONNECTED TO EMERGENCY LIGHTING CIRCUIT.	MANUFACTURER: LLI LIGHTING MODEL #LLI-ANG-S-F-4.4-35K-24V-
WM3	WALL MOUNTED	51 WATTS LED 120	WALL MOUNTED LLED TYPE LIGHTING. NARROW OPTIC REFLECTOR. 5000 LUMENS, 80 CRI,4000K COLOR TEMPERATURE. MATTE SILVER FINISH	MANUFACTURER: LUMINIS MODEL #SQ602-L2L25-R15-120-MST-2535
WM3 EM	WALL MOUNTED	51 WATTS LED 120	SAME AS FIXTURE "WM3" EXCEPT CONNECTED TO EMERGENCY LIGHTING CIRCUIT.	MANUFACTURER: LUMINIS MODEL #SQ602-L2L25-R15-120-MST-2535
WM4	WALL MOUNTED	16 WATTS LED 120	WALL MOUNT LED SCONCE. FROSTED FINISH. 80 CRI. 35K COLOR TEMPERATURE.	MANUFACTURER: EUREKA LIGHTING MODEL #3418-LED-35-80-120-DV-BLKE-FRO
WM4 EM	WALL MOUNTED	16 WATTS LED 120	SAME AS FIXTURE "WM4" EXCEPT CONNECTED TO EMERGENCY LIGHTING CIRCUIT.	MANUFACTURER: EUREKA LIGHTING MODEL #3418-LED-35-80-120-DV-BLKE-FRO
WM5	SURFACE MOUNTED	87 WATTS LED UNV	LED COVE TAPE LIGHT REMOTE DRIVER. DIMMABLE FIXTURE.	MANUFACTURER: KELVIX LED TAPE MODEL #SE-30K-300-24V
WM5 EM	SURFACE MOUNTED	87 WATTS LED UNV	SAME AS FIXTURE "WM5" EXCEPT CONNECTED TO EMERGENCY LIGHTING CIRCUIT.	MANUFACTURER: KELVIX LED TAPE MODEL #SE-30K-300-24V
S EM	SURFACE MOUNTED	40 WATTS LED UNV	4' STIP LIGHTING, 4000 LUMENS, 400K COLOR TEMPERATURE. 0-10V DIMMING. CONNECTED TO EMERGENCY CIRCUIT.	MANUFACTURER: COLUMBIA LIGHTING MODEL #CSLA-4040
EM Z	WALL MOUNTED	70W LED UNV	WALL MOUNTED QUARTERSHPHERE ARCHITECTURAL WALLPACK EXTERIOR LIGHT FIXTURE WITH BUTTON PHOTO CONTROL, PROGRAMMABLE OCCUPANCY SENSOR AND EM BATTERY BACK UP. 4000K COLOR TEMPERATURE. MOUNTED AS DIRECTED BY OWNER.	MANUFACTURER: HUBBELL QSP2-32L-40-4K7-3-U-BLT-PC-SCP-EM
EM Z1	WALL MOUNTED	70W LED UNV	WALL MOUNTED QUARTERSHPHERE ARCHITECTURAL WALLPACK EXTERIOR LIGHT FIXTURE 4000K COLOR TEMPERATURE. MOUNTED AS DIRECTED BY OWNER.	MANUFACTURER: HUBBELL QSP2-32L-40-4K7-3-U-BLT
(exit sign symbols)	SURFACE WALL/CEILING MOUNTED	1-5W 120V	L.E.D. TYPE EXIT LIGHT, STEEL HOUSING, NUMBER OF FACES AND DIRECTIONAL ARROWS AS INDICATED ON PLANS. SELF POWERED MODEL WITH 90 MINUTE EMERGENCY BATTERY PACK.	MANUFACTURER: ENCORE LIGHITNG CAT.#LSE-8-R-PER DWG

Revision Schedule

No.	Description	Date
1	SED Submission	09/15/2020
2	SED Submission Addendum#1	01/08/2021
3	ISSUED FOR BID	01/19/2021

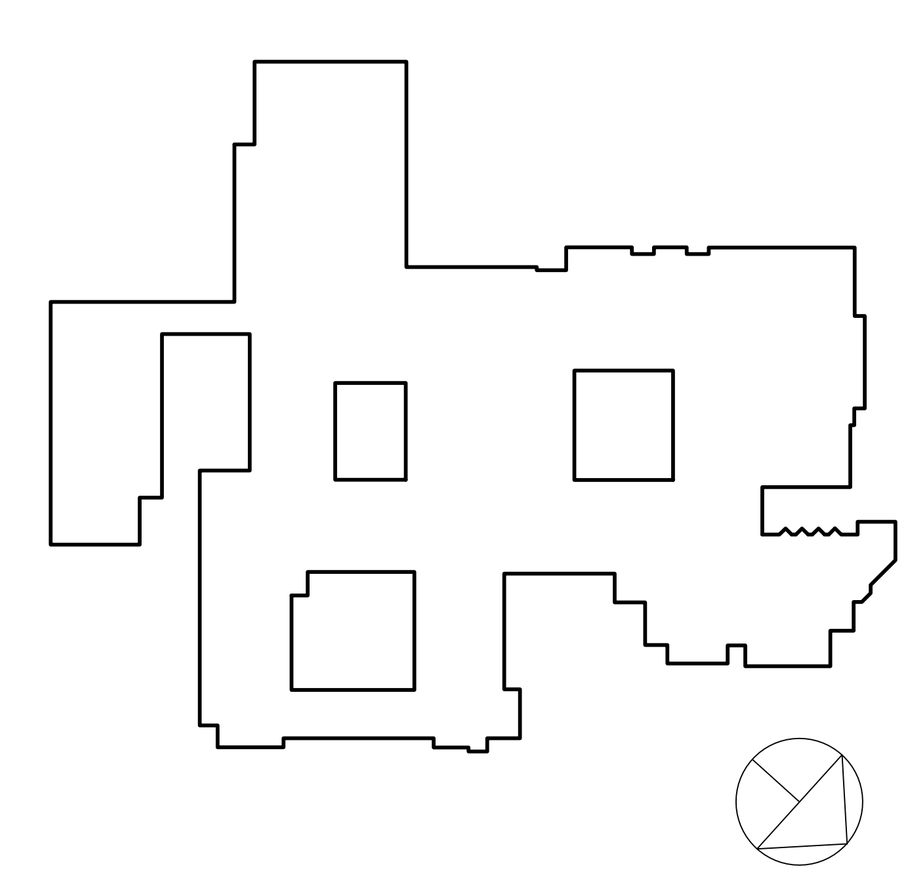

Geddis Architects
Architecture. Planning. Interiors
71 Old Post Road
P.O. Box 1020
Southport, CT 06890
(203) 256-8700

Fielding International
Transforming Education by Design
259 Water Street Suite 1L
Warren , RI 02885 USA
+1 401-289-2789

BARILE GALLAGHER & ASSOCIATES
CONSULTING ENGINEERS
39 MARBLE AVE PLEASANTVILLE, NY 10570
914.328.6060 GENERAL@BGA-ENG.com www.BGA-ENG.com

Construction Manager
SAVIN ENGINEERS, P.C.
3 Campus Drive
Pleasantville, NY 10570
914-769-3200

Structural Engineer
ODEH ENGINEERS
1223 Mineral Spring Ave
North Providence, RI 02904
401-724-1771

Civil Engineer
WESTON & SAMPSON
1 Winners Circle, Suite 130
Albany, NY 12205
518-463-4400

Acoustic Consultant
DP DESIGN
12 Cold Spring Street
Providence, RI
401-861-3218

SED #: 6618-0001-0005-032

PROJECT
Rye City School District
555 Theodore Fremd Ave, Rye, NY 10580

Rye High School & Middle School
1 Parsons Street, Rye, New York 10580

HIGH SCHOOL & MIDDLE SCHOOL ELECTRICAL SCHEDULES

SEAL & SIGNATURE
DATE: 11/07/19
PROJECT No: 9200
DRAWING BY: BGA
CHK BY: BGA
DWG No: E2-601

ELECTRICAL PANEL SCHEDULE

PNL: ILAB	MOUNTING: SURFACE X	MAIN LUGS ONLY	MAIN C BKR-	GROUND BUS: X
208Y/120, 3 PHASE, 4 WIRE	(NEMA 1) FLUSH	DOUBLE LUGS	200A/3P	ISOLATED GROUND BUS:
22 ,000MIN A.I.C. SYM	IN MCC	FEED THRU LUG	MAIN BUS -	TVSS:
NEUTRAL: 100%		SHUNT TRIP MAIN	200 A	NUMBER OF POLES: 54

CKT No.	TRIP (AMP)	LOAD	WIRE	CND. (IN.)	KVA / PHASE A	B	C	KVA / PHASE A	B	C	CND. (IN.)	WIRE	LOAD	TRIP (AMP)	CKT No.
1	20	LIGHTING	2#12+1#12G	3/4	1.00			1.00			3/4	2#12+1#12G	LIGHTING	20	2
3	20	LIGHTING	2#12+1#12G	3/4		1.00			1.00		3/4	2#12+1#12G	FLAT PANEL	20	4
5	20	FLAT PANEL	2#12+1#12G	3/4			1.00			1.00	3/4	2#12+1#12G	FLAT PANEL	20	6
7	2 / 20	HP-E	2#12+1#12G	3/4	0.65			0.40			3/4	2#12+1#12G	HP-E	2 / 20	8
9						0.65			0.40						10
11	20	AV RACK	2#12+1#12G	3/4			0.50			0.65	3/4	2#12+1#12G	HP-E	2 / 20	12
13	20	AV RACK	2#12+1#12G	3/4				0.65							14
15	20	RECEP	2#12+1#12G	3/4		1.08			0.90		3/4	2#12+1#12G	RECEP	20	16
17	20	LAPTOP CHARGER	2#12+1#12G	3/4			1.00			1.00	3/4	2#12+1#12G	AMPLIFIER	20	18
19	20	RECEP	2#12+1#12G	3/4	0.54			1.00			3/4	2#12+1#12G	FLAT PANEL	20	20
21	20	RECEP	2#12+1#12G	3/4		0.72					-	-	SPARE	20	22
23	20	SPARE	-	-						1.08	3/4	2#12+1#12G	RECEP	20	24
25	20	FLAT PANEL	2#12+1#12G	3/4	1.00			1.00			3/4	2#12+1#12G	RECEP	20	26
27	20	FLAT PANEL	2#12+1#12G	3/4		1.00			1.40		3/4	2#12+1#12G	RECEP	20	28
29	20	FLAT PANEL	2#12+1#12G	3/4			1.00			1.00	3/4	2#12+1#12G	FLAT PANEL	20	30
31	20	RECEP	2#12+1#12G	3/4	1.40			1.08			3/4	2#12+1#12G	RECEP	20	32
33	20	RECEP	2#12+1#12G	3/4		0.90					-	-	SPARE	20	34
35	20	SPARE	-	-							-	-	SPARE	20	36
37	20	SPARE	-	-							-	-	SPARE	20	38
39	20	SPARE	-	-							-	-	SPARE	20	40
41	20	SPARE	-	-							-	-	SPARE	20	42
43	20	SPARE	-	-							-	-	SPARE	20	44
45	20	SPARE	-	-							-	-	SPARE	20	46
47	20	SPARE	-	-							-	-	SPARE	20	48
49	20	SPARE	-	-							-	-	SPARE	20	50
51	20	SPARE	-	-							-	-	SPARE	20	52
53	20	SPARE	-	-							-	-	SPARE	20	54

SUBTOTALS		4.59	5.35	3.50	5.13	3.70	4.73		SUBTOTALS
TOTAL LOADS	9.7	KVA	PHASE A					LIGHTING:	4.50 KVA
	9.1	KVA	PHASE B					RECEPTACLE:	0.00 KVA
	8.2	KVA	PHASE C					KITCHEN:	0.00 KVA
TOTAL CONN. LOAD	27.0	KVA	75.0	A				MOTOR:	3.40 KVA
TOTAL DEMAND LOAD	27.0	KVA	75.0	A				POWER:	19.10 KVA
								TOTAL:	27.00 KVA

(NEW) ELECTRICAL PANEL SCHEDULE (HIGH SCHOOL)

PNL: PP-MV-2B	MOUNTING: SURFACE X	MAIN LUGS ONLY	MAIN C BKR-	GROUND BUS: X
208Y/120, 3 PHASE, 4 WIRE	(NEMA 1) FLUSH	DOUBLE LUGS	800A/3P	ISOLATED GROUND BUS:
42 ,000MIN A.I.C. SYM	IN MCC	FEED THRU LUG X	MAIN BUS -	TVSS:
NEUTRAL: 100%		SHUNT TRIP MAIN	800 A	NUMBER OF POLES: 84

CKT No.	TRIP (AMP)	LOAD	WIRE	CND. (IN.)	KVA / PHASE A	B	C	KVA / PHASE A	B	C	CND. (IN.)	WIRE	LOAD	TRIP (AMP)	CKT No.
1	2 / 15	ERU-5	2#12+1#12G	3/4	1.10			0.50			3/4	2#12+1#12G	EF-2	20	2
3			-	-		1.10			0.50		3/4	2#12+1#12G	FSD	20	4
5	15	ROOF RECEPT	2#12+1#12G	3/4			0.36			1.44	3/4	2#12+1#12G	OFFICE RECEPT	20	6
7	20	ROOF RECEPT	2#12+1#12G	3/4	0.36			1.44			3/4	2#12+1#12G	OFFICE RECEPT	20	8
9	20	SPARE	-	-					1.44		3/4	2#12+1#12G	OFFICE RECEPT	20	10
11	20	SPARE	-	-							-	-	SPARE	20	12
13	2 / 20	ERU-9	2#12+1#12G	3/4	1.10						-	-	SPARE	20	14
15			-	-		1.10					-	-	SPARE	20	16
17	20	OFFICE RECEPT	2#12+1#12G	3/4			1.44				-	-	SPARE	20	18
19	20	OFFICE RECEPT	2#12+1#12G	3/4	1.44						-	-	SPARE	20	20
21	20	OFFICE RECEPT	2#12+1#12G	3/4		1.44					-	-	SPARE	20	22
23	3	CU-1	3#8+1#10G	3/4	4.60					1.00	3/4	2#12+1#12G	OFFICE LGT	20	24
25			-	-			4.60	0.40			3/4	2#12+1#12G	HP-C	2 / 15	26
27	50		-	-	4.60				0.40		-	-			28
29	3		-	-		4.60				7.80	-			3 / 200	30
31		CU-2	3#8+1#10G	3/4	4.60			7.80			3-1/2	4#500KC MIL+1#1G	PP-3 *		32
33	50		-	-		4.60			7.80		-				34
35	20	ROOF RECEPT	2#12+1#12G	3/4			0.18				-	-	SPARE	20	36
37	20	ROOF RECEPT	2#12+1#12G	3/4	0.18						-	-	SPARE	20	38
39	20	SPARE	-	-							-	-	SPARE	20	40
41	20	SPARE	-	-							-	-	SPARE	20	42
43	-	SPACE	-	-							-	-	SPACE	-	44
45	-	SPACE	-	-							-	-	SPACE	-	46
47	-	SPACE	-	-							-	-	SPACE	-	48
49	-	SPACE	-	-							-	-	SPACE	-	50
51	-	SPACE	-	-							-	-	SPACE	-	52
53	-	SPACE	-	-							-	-	SPACE	-	54
55	-	SPACE	-	-							-	-	SPACE	-	56
57	-	SPACE	-	-							-	-	SPACE	-	58
59	-	SPACE	-	-							-	-	SPACE	-	60
61	-	SPACE	-	-							-	-	SPACE	-	62
63	-	SPACE	-	-							-	-	SPACE	-	64
65	-	SPACE	-	-							-	-	SPACE	-	66
67	-	SPACE	-	-							-	-	SPACE	-	68
69	-	SPACE	-	-							-	-	SPACE	-	70
71	-	SPACE	-	-							-	-	SPACE	-	72
73	-	SPACE	-	-							-	-	SPACE	-	74
75	-	SPACE	-	-							-	-	SPACE	-	76
77	-	SPACE	-	-							-	-	SPACE	-	78
79	-	SPACE	-	-							-	-	SPACE	-	80
81	-	SPACE	-	-							-	-	SPACE	-	82
83	-	SPACE	-	-							-	-	SPACE	-	84

SUBTOTALS		13.4	12.8	11.2	10	10	10		SUBTOTALS
TOTAL LOADS	23.5	KVA	PHASE A					LIGHTING:	1.00 KVA
	23.0	KVA	PHASE B					RECEPTACLE:	9.00 KVA
	21.4	KVA	PHASE C					KITCHEN:	0.00 KVA
TOTAL CONN. LOAD	67.9	KVA	189	A				MOTOR:	33.80 KVA
TOTAL DEMAND LOAD	67.9	KVA	189	A				POWER:	24.12 KVA
								TOTAL:	67.92 KVA

* C/B REQUIRES TO BE RATED FOR 200AMP FRAME
TO SUPPORT REQUIRED OVERSIZED WIRE DUE TO VOLTAGE DROP

(NEW) ELECTRICAL PANEL SCHEDULE (HIGH SCHOOL)

PNL: PP-MV-2A	MOUNTING: SURFACE X	MAIN LUGS ONLY	MAIN C BKR-	GROUND BUS: X
208Y/120, 3 PHASE, 4 WIRE	(NEMA 1) FLUSH	DOUBLE LUGS	800A/3P	ISOLATED GROUND BUS:
22 ,000MIN A.I.C. SYM	IN MCC	FEED THRU LUG X	MAIN BUS -	TVSS:
NEUTRAL: 100%		SHUNT TRIP MAIN	800 A	NUMBER OF POLES: 84

CKT No.	TRIP (AMP)	LOAD	WIRE	CND. (IN.)	KVA / PHASE A	B	C	KVA / PHASE A	B	C	CND. (IN.)	WIRE	LOAD	TRIP (AMP)	CKT No.
1	20	FSD	2#12+1#12G	3/4	0.50			2.10			3/4	2#10+1#10G	CU-11	2 / 30	2
3	20	FSD	2#12+1#12G	3/4		0.50			2.10						4
5	20	ROOF RECEPT	2#12+1#12G	3/4			0.18			0.50	3/4	2#12+1#12G	EF-3	20	6
7	20	ROOF RECEPT	2#12+1#12G	3/4	0.36			2.10			3/4	2#10+1#10G	CU-15	2 / 30	8
9	2 / 20	UV ROOM 223/221	2#12+1#12G	3/4		0.60			2.10						10
11							0.60			0.60	3/4	2#12+1#12G	UV ROOM 225/224	2 / 20	12
13	2 / 20	HP-B	2#12+1#12G	3/4		0.20		0.60							14
15					0.20				0.60		3/4	2#12+1#12G	UV ROOM 136/138	2 / 20	16
17	2 / 20	UV ROOM 145/140	2#12+1#12G	3/4						0.60					18
19					0.60			0.30			3/4	2#12+1#12G	UV ROOM 226	2 / 20	20
21	20	CH-A	2#12+1#12G	3/4		0.20			0.30						22
23	20	FIRE SHUTTER	2#12+1#12G	3/4			0.50			0.25	3/4	2#12+1#12G	ERU-7	20	24
25	2 / 20	ERU-11	2#12+1#12G	3/4	1.20			0.20			3/4	2#12+1#12G	HP-G	2 / 20	26
27						1.20			0.20						28
29	2 / 50	CU-7	2#8+1#10G	3/4			3.20			0.25	3/4	2#12+1#12G	CONDENSATE PUMP	20	30
31					3.20						-	-	SPARE	20	32
33	20	SPARE	-	-							-	-	SPARE	20	34
35	20	SPARE	-	-							-	-	SPARE	20	36
37	20	SPARE	-	-							-	-	SPARE	20	38
39	20	SPARE	-	-							-	-	SPARE	20	40
41	20	SPARE	-	-							-	-	SPARE	20	42
43	-	SPACE	-	-							-	-	SPACE	-	44
45	-	SPACE	-	-							-	-	SPACE	-	46
47	-	SPACE	-	-							-	-	SPACE	-	48
49	-	SPACE	-	-							-	-	SPACE	-	50
51	-	SPACE	-	-							-	-	SPACE	-	52
53	-	SPACE	-	-							-	-	SPACE	-	54
55	-	SPACE	-	-							-	-	SPACE	-	56
57	-	SPACE	-	-							-	-	SPACE	-	58
59	-	SPACE	-	-							-	-	SPACE	-	60
61	-	SPACE	-	-							-	-	SPACE	-	62
63	-	SPACE	-	-							-	-	SPACE	-	64
65	-	SPACE	-	-							-	-	SPACE	-	66
67	-	SPACE	-	-							-	-	SPACE	-	68
69	-	SPACE	-	-							-	-	SPACE	-	70
71	-	SPACE	-	-							-	-	SPACE	-	72
73	-	SPACE	-	-							-	-	SPACE	-	74
75	-	SPACE	-	-							-	-	SPACE	-	76
77	-	SPACE	-	-							-	-	SPACE	-	78
79	-	SPACE	-	-							-	-	SPACE	-	80
81	-	SPACE	-	-							-	-	SPACE	-	82
83	-	SPACE	-	-							-	-	SPACE	-	84

SUBTOTALS		6.1	2.7	4.5	5.3	5.3	2.2		SUBTOTALS
TOTAL LOADS	11.4	KVA	PHASE A					LIGHTING:	0.00 KVA
	8.0	KVA	PHASE B					RECEPTACLE:	0.54 KVA
	6.7	KVA	PHASE C					KITCHEN:	0.00 KVA
TOTAL CONN. LOAD	26.0	KVA	72	A				MOTOR:	23.75 KVA
TOTAL DEMAND LOAD	26.0	KVA	72	A				POWER:	1.75 KVA
								TOTAL:	26.04 KVA

(NEW) ELECTRICAL PANEL SCHEDULE (HIGH SCHOOL)

PNL: PP-MV-1A	MOUNTING: SURFACE X	MAIN LUGS ONLY	MAIN C BKR-	GROUND BUS: X
208Y/120, 3 PHASE, 4 WIRE	(NEMA 1) FLUSH	DOUBLE LUGS	800A/3P	ISOLATED GROUND BUS:
65 ,000MIN A.I.C. SYM	IN MCC	FEED THRU LUG X	MAIN BUS -	TVSS:
NEUTRAL: 100%		SHUNT TRIP MAIN	800 A	NUMBER OF POLES: 84

CKT No.	TRIP (AMP)	LOAD	WIRE	CND. (IN.)	KVA / PHASE A	B	C	KVA / PHASE A	B	C	CND. (IN.)	WIRE	LOAD	TRIP (AMP)	CKT No.
1	2 / 20	HP-A,B	2#12+1#12G	3/4	0.31			2.65			3/4	2#8+1#10G	CU-4	2 / 40	2
3			-	-		0.31			2.65		-	-			4
5	20	SPARE	-	-			0.10			1.98	3/4	2#10+1#10G	ERU-3	2 / 25	6
7	20	SPARE	-	-	0.10			1.98			-	-			8
9	20	SPARE	-	-		1.04					-	-	SPARE	20	10
11	20	SPARE	-	-			1.04						SPARE	20	12
13	20	SPARE	-	-							-	-	SPARE	20	14
15	20	SPARE	-	-					0.80		3/4	2#12+1#12G	ELEV PIT POWER	20	16
17	20	SPARE	-	-						0.18	3/4	2#12+1#12G	ELEV PIT LGT	20	18
19	20	COORIDOR LGT	2#12+1#12G	3/4	1.00			1.00			3/4	2#12+1#12G	CLASSROOM LGT	20	20
21	20	COORIDOR LGT	2#12+1#12G	3/4		1.00			0.50		3/4	2#12+1#12G	EF-1	20	22
23	20	OFFICE LGT	2#12+1#12G	3/4			1.00			0.50	3/4	2#12+1#12G	OUT.DOOR RECEPT	20	24
25	2 / 30	CU-4A	2#10+1#10G	3/4	2.04						-	-	SPARE	20	26
27			-	-		2.04			1.00		3/4	2#12+1#12G	SUMP PUMP	20	28
29	2 / 40	CU-3	2#8+1#0G	3/4			2.60			0.50	3/4	2#12+1#12G	FSD	20	30
31			-	-	2.60			6.00			-	-			32
33	3 / 100	BP-MV	4#2+1#8G	1-1/2		6.00			6.00		2	4 4/0+1#3G	PP-SEC *	3 / 100	34
35							6.00			6.00	-	-			36
37			-	-	6.00						-	-	SPARE	20	38
39	20	SPARE	-	-							-	-	SPARE	20	40
41	20	SPARE	-	-							-	-	SPARE	20	42
43	-	SPACE	-	-							-	-	SPACE	-	44
45	-	SPACE	-	-							-	-	SPACE	-	46
47	-	SPACE	-	-							-	-	SPACE	-	48
49	-	SPACE	-	-							-	-	SPACE	-	50
51	-	SPACE	-	-							-	-	SPACE	-	52
53	-	SPACE	-	-							-	-	SPACE	-	54
55	-	SPACE	-	-							-	-	SPACE	-	56
57	-	SPACE	-	-							-	-	SPACE	-	58
59	-	SPACE	-	-							-	-	SPACE	-	60
61	-	SPACE	-	-							-	-	SPACE	-	62
63	-	SPACE	-	-							-	-	SPACE	-	64
65	-	SPACE	-	-							-	-	SPACE	-	66
67	-	SPACE	-	-							-	-	SPACE	-	68
69	-	SPACE	-	-							-	-	SPACE	-	70
71	-	SPACE	-	-							-	-	SPACE	-	72
73	-	SPACE	-	-							-	-	SPACE	-	74
75	-	SPACE	-	-							-	-	SPACE	-	76
77	-	SPACE	-	-							-	-	SPACE	-	78
79	-	SPACE	-	-							-	-	SPACE	-	80
81	-	SPACE	-	-							-	-	SPACE	-	82
83	-	SPACE	-	-							-	-	SPACE	-	84

SUBTOTALS		###	###	###	###	###	9.16		SUBTOTALS
TOTAL LOADS	23.7	KVA	PHASE A					LIGHTING:	4.18 KVA
	21.3	KVA	PHASE B					RECEPTACLE:	0.50 KVA
	19.9	KVA	PHASE C					KITCHEN:	0.00 KVA
TOTAL CONN. LOAD	64.9	KVA	180	A				MOTOR:	21.44 KVA
TOTAL DEMAND LOAD	64.9	KVA	180	A				POWER:	38.80 KVA
								TOTAL:	64.92 KVA

* C/B REQUIRES TO BE RATED FOR 200AMP FRAME
TO SUPPORT REQUIRED OVERSIZED WIRE DUE TO VOLTAGE DROP

BEFORE FABRICATION THIS CONTRACTOR SHALL VERIFY ALL MEASUREMENTS AND CONDITIONS ON JOB AND COORDINATE HIS WORK WITH THE WORK OF ALL OTHER CONTRACTORS

Revision Schedule

No.	Description	Date
1	SED Submission	09/15/2020
2	SED Submission Addendum#1	01/08/2021
3	ISSUED FOR BID	01/19/2021

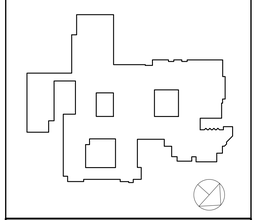

Geddis Architects
Architecture. Planning. Interiors
71 Old Post Road
P.O. Box 1020
Southport, CT 06890
(203) 256-8700

Fielding International
Transforming Education by Design
259 Water Street Suite 1L
Warren , RI 02885 USA
+1 401-289-2789

BARILE GALLAGHER & ASSOCIATES
CONSULTING ENGINEERS
39 MARBLE AVE PLEASANTVILLE, NY 10570
914.328.6060 GENERAL@BGA-ENG.com www.BGA-ENG.com

Construction Manager
SAVIN ENGINEERS, P.C.
3 Campus Drive
Pleasantville, NY 10570
914-769-3200

Structural Engineer
ODEH ENGINEERS
1223 Mineral Spring Ave
North Providence, RI 02904
401-724-1771

Civil Engineer
WESTON & SAMPSON
1 Winners Circle, Suite 130
Albany, NY 12205
518-463-4400

Acoustic Consultant
DP DESIGN
12 Cold Spring Street
Providence, RI
401-861-3218

SED #: 6618-0001-0005-032

PROJECT

Rye City School District

555 Theodore Fremd Ave, Rye, NY 10580

Rye High School & Middle School

1 Parsons Street, Rye, New York 10580

HIGH SCHOOL & MIDDLE SCHOOL ELECTRICAL SCHEDULES

SEAL & SIGNATURE

DATE:	11/07/19
PROJECT No:	9200
DRAWING BY:	BGA
CHK BY:	BGA
DWG No:	E2-602

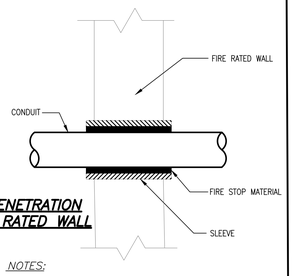

CONDUIT PENETRATION THRU FIRE RATED WALL

NOTES:

1. USE WHERE CONDUITS PASS THRU FIRE RATED WALL.
2. WHERE CONDUITS PASS THRU CONCRETE BEAM, BRICK WALL, OR WATER PROOF FLOORS, USE PIPE SLEEVES.

CONDUIT PENETRATION DETAILS (11 / E2-701) N.T.S.

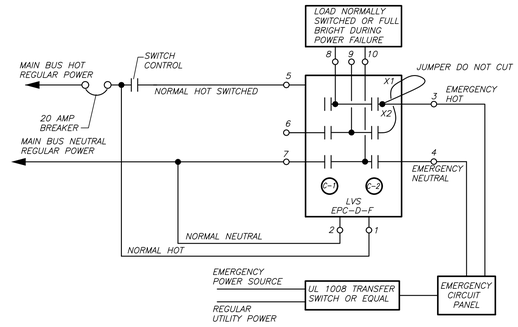

EXTERIOR EMERGENCY LIGHTING CONTROL WIRING DIAGRAM (8 / E2-701) N.T.S.

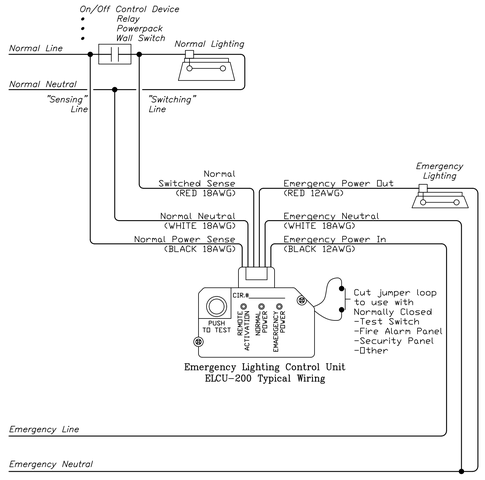

TYPICAL EMERGENCY LIGHTING RELAY WIRING DIAGRAM (9 / E2-701) N.T.S.

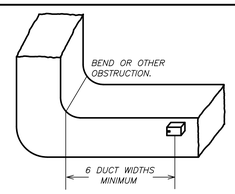

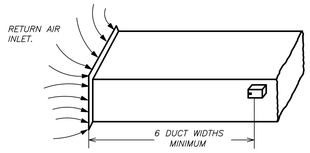

TYIPCAL DUCT DETECTOR PLACEMENT (10A / E2-701) N.T.S.

INLET TUBE ORIENTATION

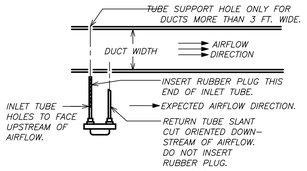

INLET TUBE ORIENTATION (10B / E2-701) N.T.S.

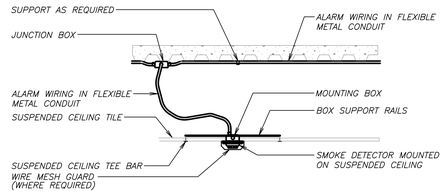

TYPICAL SMOKE DETECTOR MOUNTING DETAIL (SUSPENDED CEILING) (4 / E2-701) N.T.S.

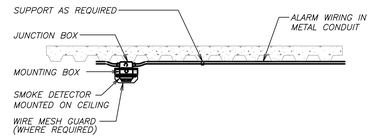

TYPICAL SMOKE DETECTOR MOUNTING DETAIL (HARD CEILING) (5 / E2-701) N.T.S.

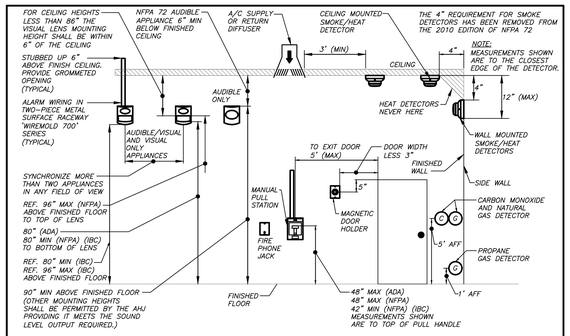

FIRE ALARM DEVICES – MOUNTING DETAIL (6 / E2-701) N.T.S.

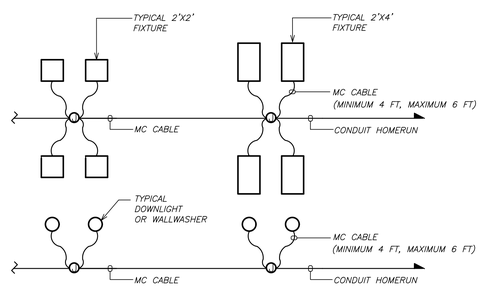

TYPICAL LIGHTING FIXTURE CIRCUITING DETAIL (7 / E2-701) N.T.S.

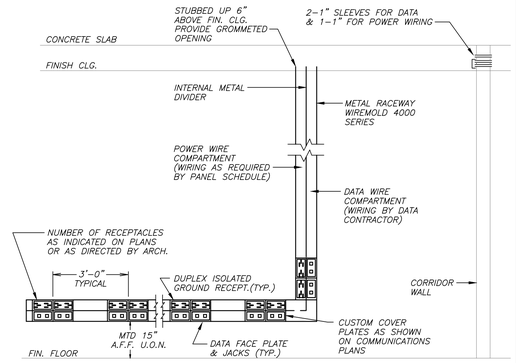

POWER/DATA DROP FOR ALL EXISTING WALLS (1 / E2-701) N.T.S.

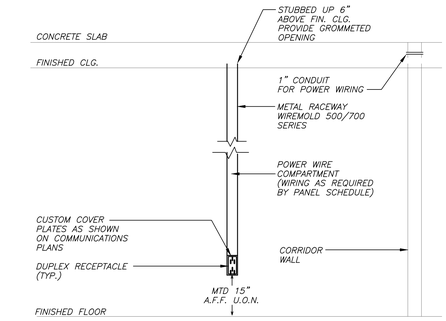

POWER DROP FOR ALL EXISTING WALLS (2 / E2-701) N.T.S.

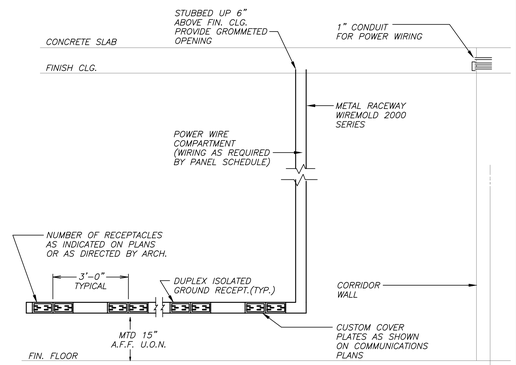

POWER DROP FOR MULTIPLE OUTLETS FOR ALL EXISTING WALLS (3 / E2-701) N.T.S.

BEFORE FABRICATION THIS CONTRACTOR SHALL VERIFY ALL MEASUREMENTS AND CONDITIONS ON JOB AND COORDINATE HIS WORK WITH THE WORK OF ALL OTHER CONTRACTORS

Revision Schedule

No.	Description	Date
1	SED Submission	09/15/2020
2	SED Submission Addendum#1	01/08/2021
3	ISSUED FOR BID	01/19/2021

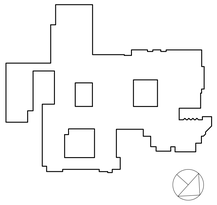

Geddis Architects
Architecture. Planning. Interiors
71 Old Post Road
P.O. Box 1020
Southport, CT 06890
(203) 256-8700

Fielding International
Transforming Education by Design
259 Water Street Suite 1L
Warren , RI 02885 USA
+1 401-289-2789

BARILE GALLAGHER & ASSOCIATES
CONSULTING ENGINEERS
39 MARBLE AVE PLEASANTVILLE, NY 10570
914.328.6060 GENERAL@BGA-ENG.com www.BGA-ENG.com

Construction Manager
SAVIN ENGINEERS, P.C.
3 Campus Drive
Pleasantville, NY 10570
914-769-3200

Structural Engineer
ODEH ENGINEERS
1223 Mineral Spring Ave
North Providence, RI 02904
401-724-1771

Civil Engineer
WESTON & SAMPSON
1 Winners Circle, Suite 130
Albany, NY 12205
518-463-4400

Acoustic Consultant
DP DESIGN
12 Cold Spring Street
Providence, RI
401-861-3218

SED #: 6618-0001-0005-032

PROJECT

Rye City School District

555 Theodore Fremd Ave, Rye, NY 10580

Rye High School & Middle School

1 Parsons Street, Rye, New York 10580

ELECTRICAL DETAILS

SEAL & SIGNATURE

DATE:	11/07/19
PROJECT No:	9200
DRAWING BY:	BGA
CHK BY:	BGA
DWG No:	E2-701

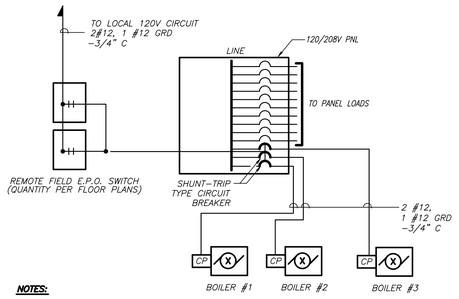

NOTES:

1. REFER TO FLOOR PLANS FOR FURTHER INFORMATION.

BOILER EMERGENCY SHUNT TRIP SHUTDOWN DIAGRAM

3 / E2-702 N.T.S.

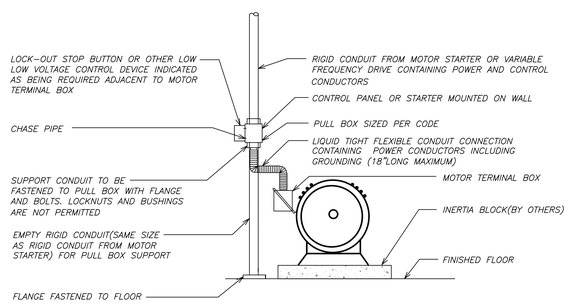

NOTE:

1. MOTOR SHALL BE MOUNTED BY OTHERS AND WIRED BY ELECTRICAL CONTRACTOR.

FLOOR MOUNTED MOTOR CONNECTION SYSTEM DETAIL

4 / E2-702 N.T.S.

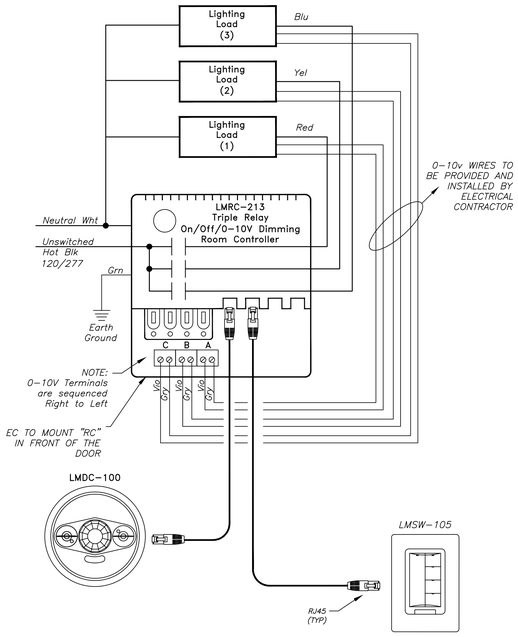

TYPICAL 3-ZONE 0-10V ROOM CONTROLLER (SIMILAR TO WATTSTOPPER)

2 / E2-702 N.T.S.

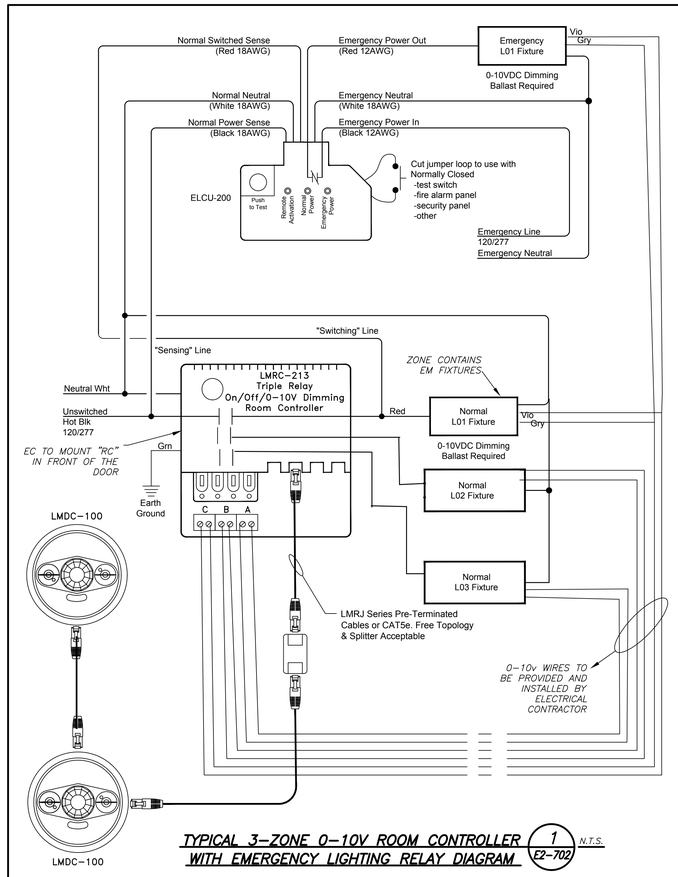

TYPICAL 3-ZONE 0-10V ROOM CONTROLLER WITH EMERGENCY LIGHTING RELAY DIAGRAM

1 / E2-702 N.T.S.

BEFORE FABRICATION THIS CONTRACTOR SHALL VERIFY ALL MEASUREMENTS AND CONDITIONS ON JOB AND COORDINATE HIS WORK WITH THE WORK OF ALL OTHER CONTRACTORS.

Revision Schedule

No.	Description	Date
1	SED Submission	09/15/2020
2	SED Submission Addendum#1	01/08/2021
3	ISSUED FOR BID	01/19/2021

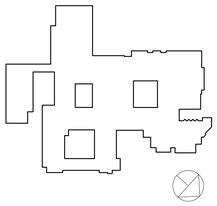

Geddis Architects
Architecture. Planning. Interiors
71 Old Post Road
P.O. Box 1020
Southport, CT 06890
(203) 256-8700

Fielding International
Transforming Education by Design
259 Water Street Suite 1L
Warren , RI 02885 USA
+1 401-289-2789

BARILE GALLAGHER & ASSOCIATES
CONSULTING ENGINEERS
39 MARBLE AVE PLEASANTVILLE, NY 10570
914.328.6060 GENERAL@BGA-ENG.com www.BGA-ENG.com

Construction Manager
SAVIN ENGINEERS, P.C.
3 Campus Drive
Pleasantville, NY 10570
914-769-3200

Structural Engineer
ODEH ENGINEERS
1223 Mineral Spring Ave
North Providence, RI 02904
401-724-1771

Civil Engineer
WESTON & SAMPSON
1 Winners Circle, Suite 130
Albany, NY 12205
518-463-4400

Acoustic Consultant
DP DESIGN
12 Cold Spring Street
Providence, RI
401-861-3218

SED #: 6618-0001-0005-032

PROJECT

Rye City School District

555 Theodore Fremd Ave, Rye, NY 10580

Rye High School & Middle School

1 Parsons Street, Rye, New York 10580

ELECTRICAL DETAILS

SEAL & SIGNATURE

DATE: 11/07/19
PROJECT No: 9200
DRAWING BY: BGA
CHK BY: BGA
DWG No: E2-702

AUDIOVISUAL DEVICE KEY

DEVICE	DESCRIPTION	BACK BOX DESCRIPTION	MOUNTING HEIGHT ADVICE	COMMENTS
FP	FLAT PANEL DISPLAY	LARGE IN-WALL JUNCTION BOX WITH FLANGE	DIRECTED BY ARCHITECT	
L	COLUMN LOUDSPEAKER	SINGLE-GANG 3-5/8" DEEP STANDARD DEVICE BOX WITH SCREW COVER	AT LOUDSPEAKER LOCATION	
LP	LAPTOP CONNECTION	TWO-GANG 3-5/8" DEEP STANDARD DEVICE BOX WITH SCREW COVER	FLUSH MOUNTED IN WALL 18" AFF	
R6	TOUCH CONTROL PANEL	SINGLE-GANG 3-5/8" DEEP STANDARD DEVICE BOX WITH SCREW COVER	FLUSH MOUNTED IN WALL AT STANDARD SWITCH HEIGHT. ORIENT BOX WITH LONG DIMENSION HORIZONTAL.	
S	CEILING LOUDSPEAKER	CEILING LOUDSPEAKER ENCLOSURE	FLUSH MOUNTED IN CEILING. INSTALL IN ACCORDANCE WITH MANUFACTURER'S INSTRUCTIONS.	
WB1	AV CONNECTION PLATE	FOUR-GANG 3-5/8" DEEP STANDARD DEVICE BOX WITH SCREW COVER	FLUSH MOUNTED IN WALL 18" AFF	

AUDIOVISUAL SHEET LIST

SHEET NUMBER	SHEET NAME
AVE2-001	AUDIOVISUAL KEYS, NOTES AND SCHEDULES
AVE2-101	AUDIOVISUAL PLAN - THIRD FLOOR
AVE2-102	AUDIOVISUAL PLAN - iLAB
AVE2-111	AUDIOVISUAL RCP - THIRD FLOOR
AVE2-112	AUDIOVISUAL RCP - iLAB
AVE2-201	HEARING LOOP SYSTEM LOOP WIRE LAYOUTS AND DIAGRAMS - THIRD FLOOR
AVE2-202	HEARING LOOP SYSTEM LOOP WIRE LAYOUTS AND DIAGRAMS - iLAB

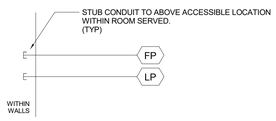

7 CONDUIT RISER - SMALL GROUP ROOM
NTS

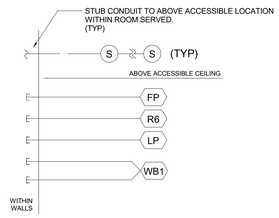

6 CONDUIT RISER - DISPLAY AREA
NTS DISPLAY AREA

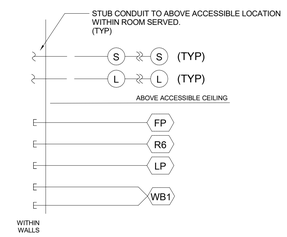

5 CONDUIT RISER - COMMONS AREA
NTS COMMONS AREA

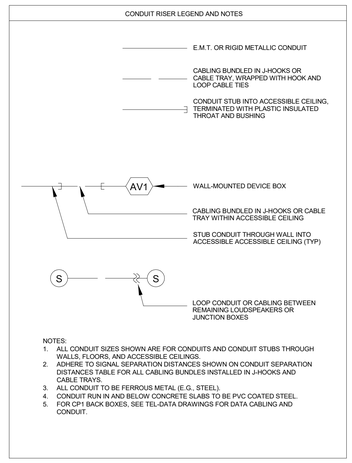

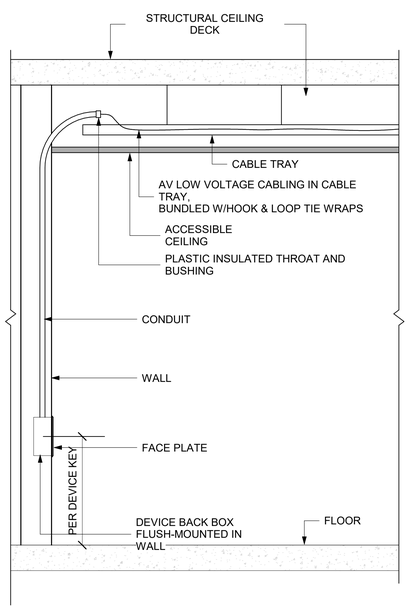

4 ACESSIBLE CONDUIT STUB DETAIL - CABLE TRAY
NTS

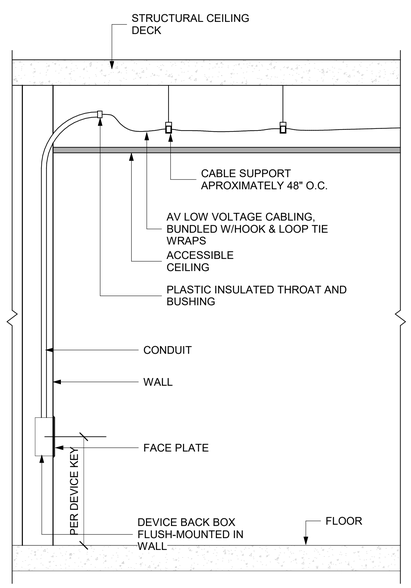

3 ACESSIBLE CONDUIT STUB DETAIL - J-HOOK
NTS

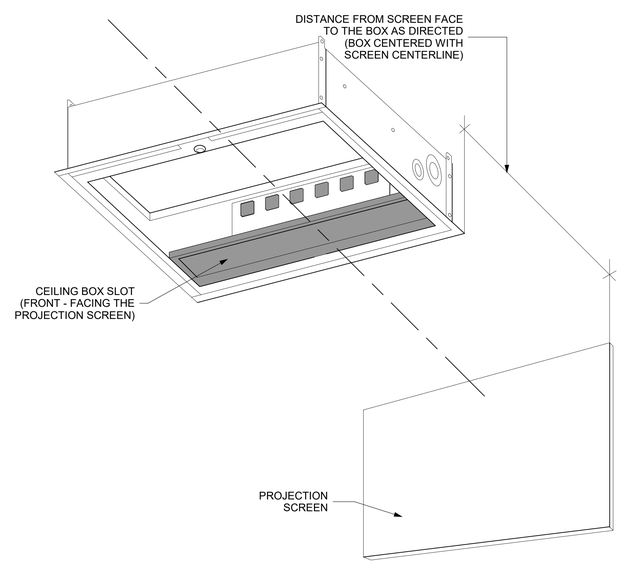

2 CEILING BOX EQUIPMENT RACK
NTS

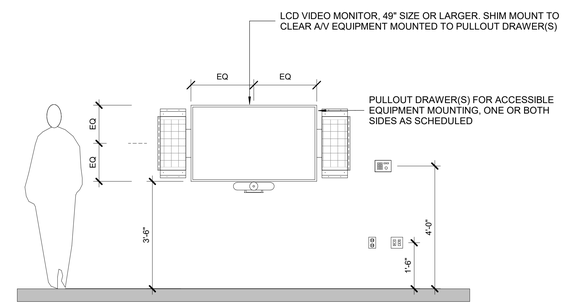

1 DETAIL - EQUIPMENT MOUNTING AT MONITOR
NTS

ELECTRICAL NOTES

1. ALL CONDUIT TO BE STEEL EMT (ELETRICAL METALLIC TUBDING) EXCEPT AS NOTED.
2. ALL CONDUIT 3/4" UNLESS OTHERWISE NOTED.
3. 70-VOLT LOUDSPEAKER WIRING IN ACCESSIBLE CEILINGS CAN BE RUN OUTSIDE OF CONDUIT WITH CABLE SUPPORTS.
4. CONDUIT RUN IN AND BELOW CONCRETE SLABS ON GRADE TO BE PVC COATED STEEL.
5. ALL CONDUIT TO BE HOME RUNS TO JUNCTION BOXES UNLESS OTHERWISE NOTED.
6. INTERMEDIATE MARSHALLING BOXES FOR THE GROUPING OF HOME RUN CONDUITS BY CONDUIT GROUP ARE ACCEPTABLE. CONTRACTOR RESPONSIBLE FOR MAINTAINING CONDUIT CAPACITY AND PULL BOX SIZE. USE 30% FILL FOR CONDUIT SIZE CALCULATIONS.
7. FOR FLUSH-MOUNTED GANG BOXES USE RACO 3-1/2" DEEP STEEL BACK BOXES OR EQUAL.
8. FOR SURFACE- AND PIPE-MOUNTED GANG BOXES USE FSR SMWB, LEVITON BKBOX SERIES SURFACE MOUNT POWDER-COATED STEEL BOX OR EQUAL BY ELECTRONIC THEATRE CONTROLS.
9. USE SEPARATE STEEL CONDUITS FOR MICROPHONE-LEVEL CIRCUITS (BELOW -20 DBM), LINE-LEVEL CIRCUITS (UP TO +30 DBM), LOUDSPEAKER CIRCUITS (ABOVE +30 DBM), CONTROL CIRCUITS, DATA CIRCUITS, VIDEO CIRCUITS AND POWER CIRCUITS. USE AUDIO CONDUIT THAT IS SPACED AT LEAST 12 INCHES AWAY FROM POWER CONDUIT. INSULATE ALL CONDUIT FROM THE EQUIPMENT RACK(S); GROUND CONDUIT ONLY TO POWER SYSTEM GROUND. DO NOT SPLICE LINES IN CONDUIT. CONNECT EACH INPUT RECEPTACLE BY AN INDIVIDUAL, INSULATED LINE TO THE SYSTEM EQUIPMENT RACK.
10. GROUP D CONDUITS WITH CATEGORY CABLE MAXIMUM RUN: 300 FEET.
11. CONTRACTOR IS RESPONSIBLE FOR FIELD VERIFICATION OF ALL DIMENSIONS AND CONDUIT SIZE.
12. PROVIDE ALL EMPTY CONDUITS WITH PULL-STRINGS.
13. PROVIDE PULL BOX AFTER 180 DEGREES OF CONDUIT BEND.
14. ELECTRICAL CONTRACTOR TO PROVIDE ALL STANDARD ELECTRICAL BACK BOXES AND FLOOR BOXES.
15. REFERENCE ARCHITECTURAL DRAWINGS FOR MOUNTING HEIGHTS AND DETAILS.

ELECTRICAL DEVICE KEY

GENERAL NOTE: SUBSCRIPT AT RECEPTACLE INDICATES CIRCUIT ASSIGNMENT; DO NOT SHARE CIRCUITS BETWEEN ROOMS, AND DO NOT SHARE WITH OTHER LOADS UNLESS INDICATED. WHERE CIRCUIT ASSIGNMENT IS INDICATED, FEED CIRCUITS WITHIN A ROOM FROM A COMMON PANEL AND FROM A COMMON PHASE IN THAT PANEL. WHERE SUBSCRIPT NOT SHOWN, ASSIGN CIRCUITS PER CODE REQUIREMENTS.

- DUPLEX 120VAC 20A 5-20 RECEPTACLE FLUSH MOUNTED IN WALL AT STANDARD RECEPTACLE HEIGHT UNLESS OTHERWISE INDICATED.
- QUAD 120VAC 20A 5-20 RECEPTACLE FLUSH MOUNTED IN WALL AT STANDARD RECEPTACLE HEIGHT UNLESS OTHERWISE INDICATED.
- SINGLE NEMA TYPE L5-20 120VAC 20A TWIST-LOCK RECEPTACLE MOUNTED AT PROJECT RECEPTACLE HEIGHT, UNLESS OTHERWISE NOTED.
- A DUPLEX 120VAC 20A 5-20 RECEPTACLE FLUSH MOUNTED IN CEILING.
- QUAD 120VAC 20A 5-20 RECEPTACLE FLUSH MOUNTED IN CEILING.
- SINGLE NEMA TYPE L5-20 120VAC 20A TWIST-LOCK RECEPTACLE MOUNTED IN CEILING.
- FLEXIBLE CONNECTION TO 120VAC SERVICE. CIRCUIT PER CODE REQUIREMENTS.
- 6 RAISED FLOOR GROMMET FOR AUDIOVISUAL CABLE PATHWAY, SIZE AS REQUIRED
- $ PROJECTION SCREEN UP/DOWN SWITCH, 120V

Revision Schedule

No.	Description	Date
3	ISSUED FOR BID	01/19/2021

Geddis Architects
Architecture. Planning. Interiors
71 Old Post Road
P.O. Box 1020
Southport, CT 06890
(203) 256-8700

Fielding International
Transforming Education by Design
259 Water Street Suite 1L
Warren , RI 02885 USA
+1 401-289-2789

BARILE GALLAGHER & ASSOCIATES
CONSULTING ENGINEERS
39 MARBLE AVE PLEASANTVILLE, NY 10570
914.328.6060 GENERAL@BGA-ENG.com www.BGA-ENG.com

Construction Manager
SAVIN ENGINEERS, P.C.
3 Campus Drive
Pleasantville, NY 10570
914-769-3200

Structural Engineer
ODEH ENGINEERS
1223 Mineral Spring Ave
North Providence, RI 02904
401-724-1771

Civil Engineer
WESTON & SAMPSON
1 Winners Circle, Suite 130
Albany, NY 12205
518-463-4400

Acoustical/AV Consultant
DP DESIGN
12 Cold Spring Street
Providence, RI 02906
401-861-3218

CAVANAUGH TOCCI
327 F Boston Post Rd
Sudbury, MA 01776-3027
978-443-7871

SED #: 66180001-0005-032

PROJECT
Rye City School District
555 Theodore Fremd Ave, Rye, NY 10580

Rye High School & Middle School
1 Parsons Street, Rye, New York 10580

AUDIOVISUAL KEYS, NOTES AND SCHEDULES

SEAL & SIGNATURE

DATE: 01/12/21
PROJECT No: 9200
DRAWING BY: JMM
CHK BY: MJM
DWG No:
AVE2-001

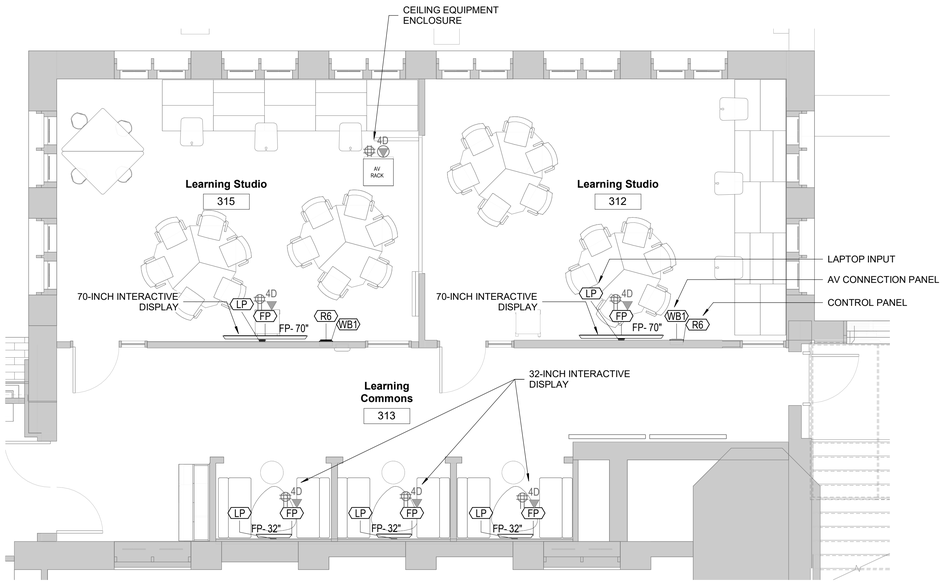

1 AUDIOVISUAL PLAN - THIRD FLOOR - STUDIO
1/4" = 1'-0"

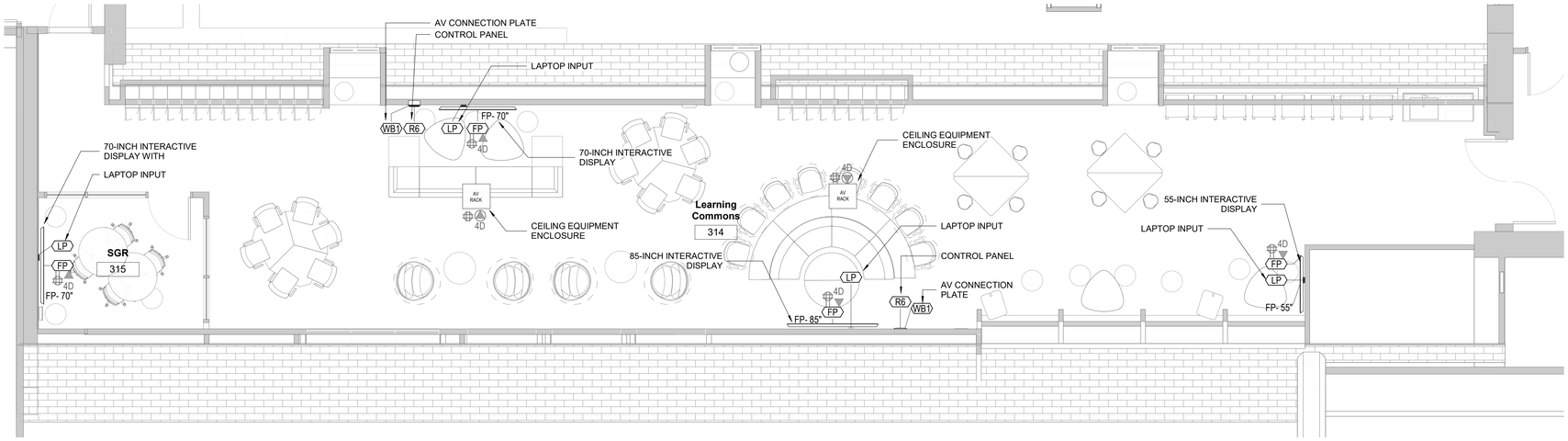

2 AUDIOVISUAL PLAN - THIRD FLOOR - COMMONS
1/4" = 1'-0"

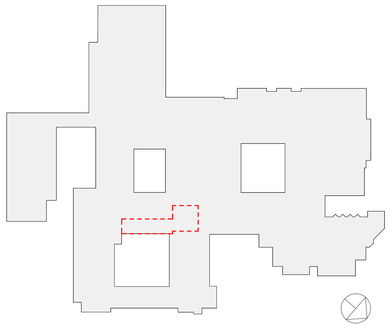

RYE HIGH SCHOOL & MIDDLE SCHOOL KEY PLAN
1" = 100'

Revision Schedule

No.	Description	Date
3	ISSUED FOR BID	01/19/2021

Geddis Architects
Architecture. Planning. Interiors
71 Old Post Road
P.O. Box 1020
Southport, CT 06890
(203) 256-8700

Fielding International
Transforming Education by Design
259 Water Street Suite 1L
Warren , RI 02885 USA
+1 401-289-2789

BARILE GALLAGHER & ASSOCIATES
CONSULTING ENGINEERS
39 MARBLE AVE PLEASANTVILLE, NY 10570
914.328.6060 GENERAL@BGA-ENG.com www.BGA-ENG.com

Construction Manager
SAVIN ENGINEERS, P.C.
3 Campus Drive
Pleasantville, NY 10570
914-769-3200

Structural Engineer
ODEH ENGINEERS
1223 Mineral Spring Ave
North Providence, RI 02904
401-724-1771

Civil Engineer
WESTON & SAMPSON
1 Winners Circle, Suite 130
Albany, NY 12205
518-463-4400

Acoustical/AV Consultant
DP DESIGN
12 Cold Spring Street
Providence, RI 02906
401-861-3218

CAVANAUGH TOCCI
327 F Boston Post Rd
Sudbury, MA 01776-3027
978-443-7871

SED #: 66180001-0005-031

PROJECT
Rye City School District
555 Theodore Fremd Ave, Rye, NY 10580

Rye High School & Middle School
1 Parsons Street, Rye, New York 10580

AUDIOVISUAL PLAN - THIRD FLOOR

SEAL & SIGNATURE

DATE: 01/12/21
PROJECT No: 9200
DRAWING BY: JMM
CHK BY: MJM
DWG No:
AVE2-101

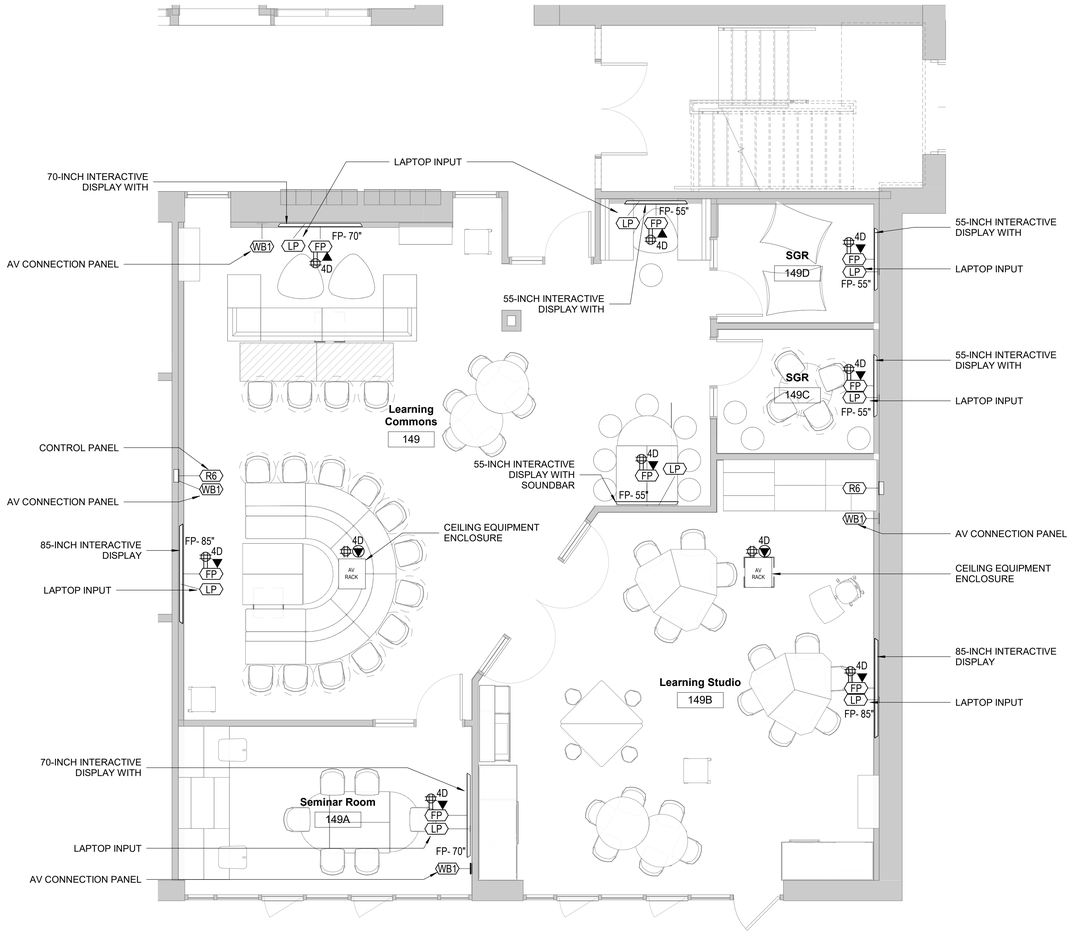

1 AUDIOVISUAL PLAN - iLAB
1/4" = 1'-0"

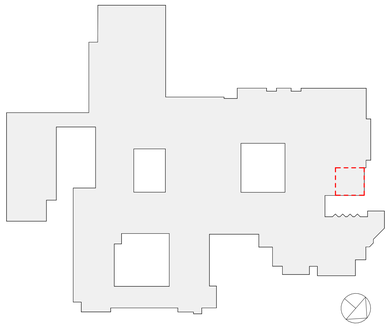

RYE HIGH SCHOOL & MIDDLE SCHOOL KEY PLAN
1" = 100'

Revision Schedule

No.	Description	Date
3	ISSUED FOR BID	01/19/2021

Geddis Architects
Architecture. Planning. Interiors
71 Old Post Road
P.O. Box 1020
Southport, CT 06890
(203) 256-8700

Fielding International
Transforming Education by Design
259 Water Street Suite 1L
Warren , RI 02885 USA
+1 401-289-2789

BARILE GALLAGHER & ASSOCIATES
CONSULTING ENGINEERS
39 MARBLE AVE PLEASANTVILLE, NY 10570
914.328.6060 GENERAL@BGA-ENG.com www.BGA-ENG.com

Construction Manager
SAVIN ENGINEERS, P.C.
3 Campus Drive
Pleasantville, NY 10570
914-769-3200

Structural Engineer
ODEH ENGINEERS
1223 Mineral Spring Ave
North Providence, RI 02904
401-724-1771

Civil Engineer
WESTON & SAMPSON
1 Winners Circle, Suite 130
Albany, NY 12205
518-463-4400

Acoustical/AV Consultant
DP DESIGN
12 Cold Spring Street
Providence, RI 02906
401-861-3218

CAVANAUGH TOCCI
327 F Boston Post Rd
Sudbury, MA 01776-3027
978-443-7871

SED #: 66180001-0005-031

PROJECT
Rye City School District
555 Theodore Fremd Ave, Rye, NY 10580

Rye High School & Middle School
1 Parsons Street, Rye, New York 10580

AUDIOVISUAL PLAN - iLAB

SEAL & SIGNATURE

DATE: 01/12/21
PROJECT No: 9200
DRAWING BY: JMM
CHK BY: MJM
DWG No:
AVE2-102

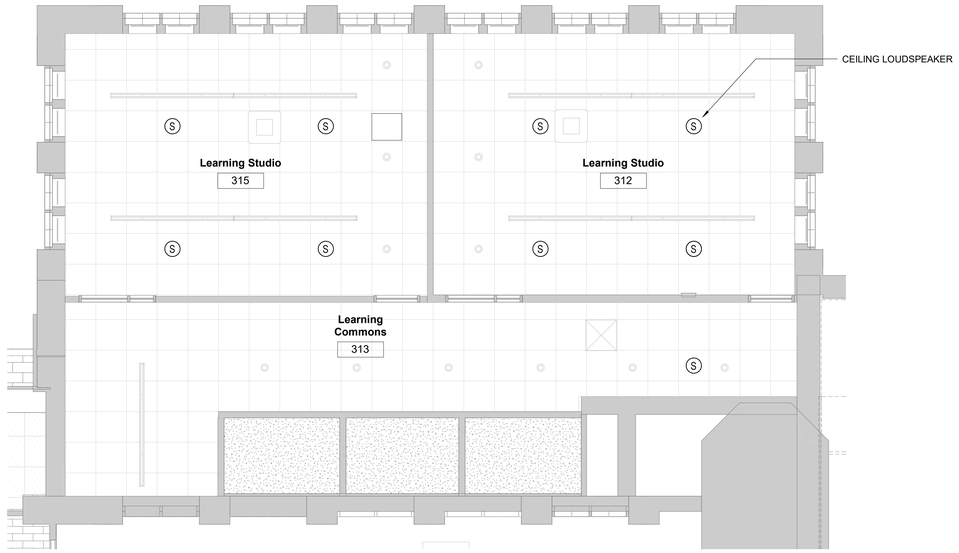

2 AUDIOVISUAL RCP - THIRD FLOOR - STUDIO
1/4" = 1'-0"

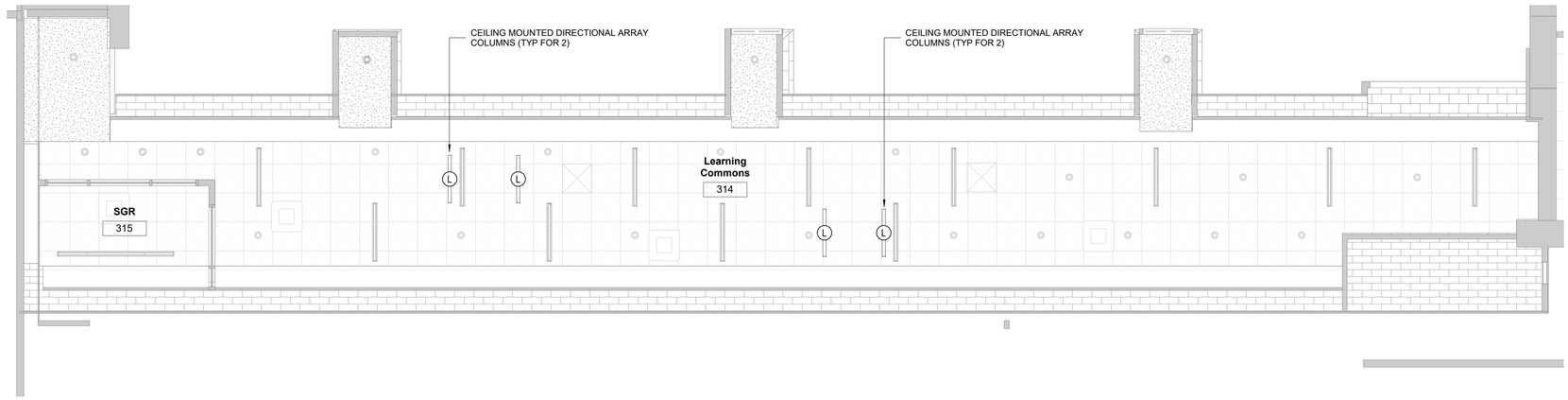

1 AUDIOVISUAL RCP - THIRD FLOOR - COMMONS
1/4" = 1'-0"

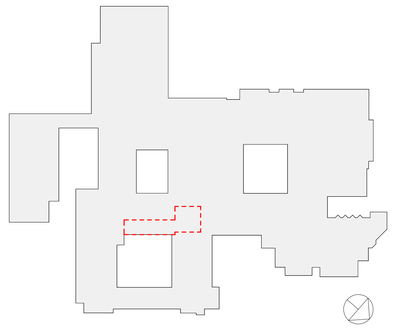

RYE HIGH SCHOOL & MIDDLE SCHOOL KEY PLAN
1" = 100'

Revision Schedule		
No.	Description	Date
3	ISSUED FOR BID	01/19/2021

Geddis Architects
Architecture. Planning. Interiors
71 Old Post Road
P.O. Box 1020
Southport, CT 06890
(203) 256-8700

Fielding International
Transforming Education by Design
259 Water Street Suite 1L
Warren , RI 02885 USA
+1 401-289-2789

BARILE GALLAGHER & ASSOCIATES
CONSULTING ENGINEERS
39 MARBLE AVE PLEASANTVILLE, NY 10570
914.328.6060 GENERAL@BGA-ENG.com www.BGA-ENG.com

Construction Manager
SAVIN ENGINEERS, P.C.
3 Campus Drive
Pleasantville, NY 10570
914-769-3200

Structural Engineer
ODEH ENGINEERS
1223 Mineral Spring Ave
North Providence, RI 02904
401-724-1771

Civil Engineer
WESTON & SAMPSON
1 Winners Circle, Suite 130
Albany, NY 12205
518-463-4400

Acoustical/AV Consultant
DP DESIGN
12 Cold Spring Street
Providence, RI 02906
401-861-3218

CAVANAUGH TOCCI
327 F Boston Post Rd
Sudbury, MA 01776-3027
978-443-7871

SED #: 66180001-0005-031

PROJECT
Rye City School District
555 Theodore Fremd Ave, Rye, NY 10580

Rye High School & Middle School
1 Parsons Street, Rye, New York 10580

AUDIOVISUAL RCP - THIRD FLOOR

SEAL & SIGNATURE

DATE: 01/12/21
PROJECT No: 9200
DRAWING BY: JMM
CHK BY: MJM
DWG No:
AVE2-111

1 AUDIOVISUAL RCP - iLAB
1/4" = 1'-0"

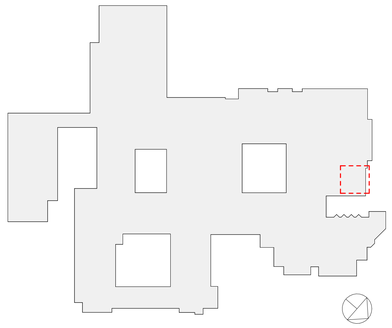

RYE HIGH SCHOOL & MIDDLE SCHOOL KEY PLAN
1" = 100'

Revision Schedule

No.	Description	Date
3	ISSUED FOR BID	01/19/2021

Geddis Architects
Architecture. Planning. Interiors
71 Old Post Road
P.O. Box 1020
Southport, CT 06890
(203) 256-8700

Fielding International
Transforming Education by Design
259 Water Street Suite 1L
Warren , RI 02885 USA
+1 401-289-2789

BARILE GALLAGHER & ASSOCIATES
CONSULTING ENGINEERS
39 MARBLE AVE PLEASANTVILLE, NY 10570
914.328.6060 GENERAL@BGA-ENG.com www.BGA-ENG.com

Construction Manager
SAVIN ENGINEERS, P.C.
3 Campus Drive
Pleasantville, NY 10570
914-769-3200

Structural Engineer
ODEH ENGINEERS
1223 Mineral Spring Ave
North Providence, RI 02904
401-724-1771

Civil Engineer
WESTON & SAMPSON
1 Winners Circle, Suite 130
Albany, NY 12205
518-463-4400

Acoustical/AV Consultant
DP DESIGN
12 Cold Spring Street
Providence, RI 02906
401-861-3218

CAVANAUGH TOCCI
327 F Boston Post Rd
Sudbury, MA 01776-3027
978-443-7871

SED #: 66180001-0005-031

PROJECT
Rye City School District
555 Theodore Fremd Ave, Rye, NY 10580

Rye High School & Middle School

1 Parsons Street, Rye, New York 10580

AUDIOVISUAL RCP - iLAB

SEAL & SIGNATURE

DATE: 01/12/21
PROJECT No: 9200
DRAWING BY: JMM
CHK BY: MJM
DWG No:
AVE2-112

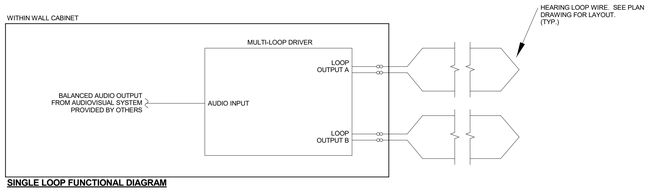

SINGLE LOOP FUNCTIONAL DIAGRAM

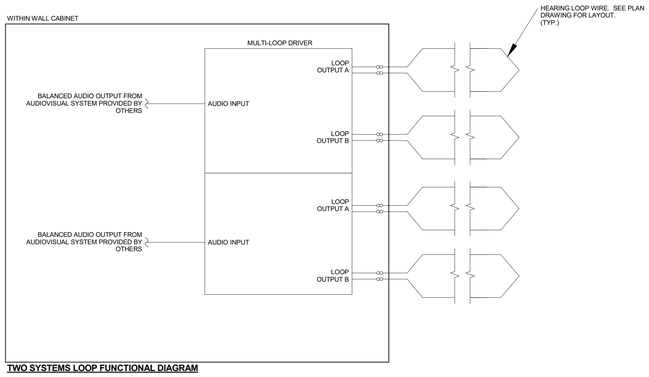

TWO SYSTEMS LOOP FUNCTIONAL DIAGRAM

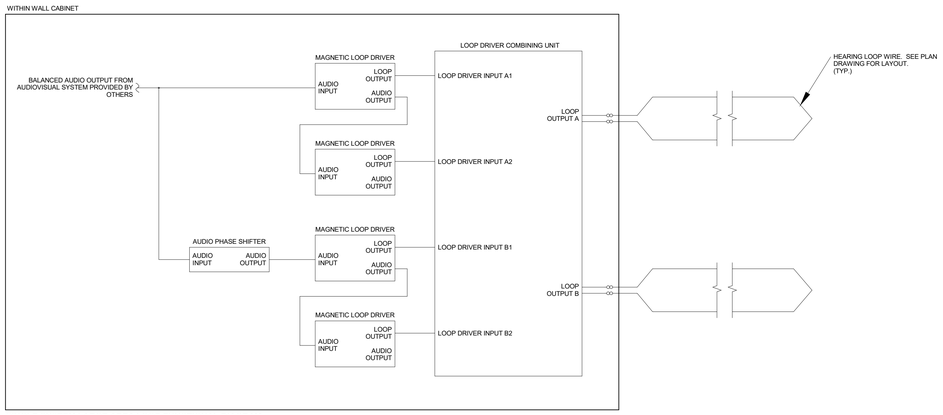

SINGLE SYSTEM LARGE AREA LOOP FUNCTIONAL DIAGRAM

2 HEARING LOOP SYSTEM DIAGRAM
NTS

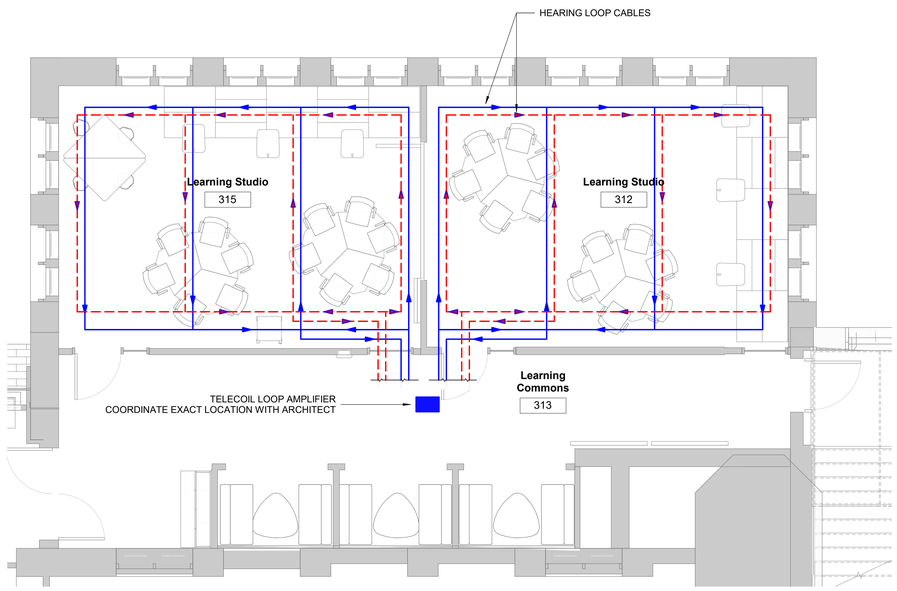

MAGNETIC HEARING LOOP WIRE INSTALLATION NOTES:

1. MAGNETIC HEARING LOOP SPACING, LAYOUT, AND ROUTING ARE CONCEPTUAL ONLY. ACTUAL SPACING, LAYOUT, AND ROUTING TO BE DETERMINED BY HEARING LOOP SYSTEM INSTALLER AND HEARING LOOP SYSTEM EQUIPMENT MANUFACTURER PRIOR TO INSTALLATION.

2. COORDINATE MAGNETIC HEARING LOOP WIRE FLOOR INSTALLATION WITH FLOORING INSTALLATION.

1 HEARING LOOP SYSTEM LOOP WIRE LAYOUTS - THIRD FLOOR - STUDIO
1/4" = 1'-0"

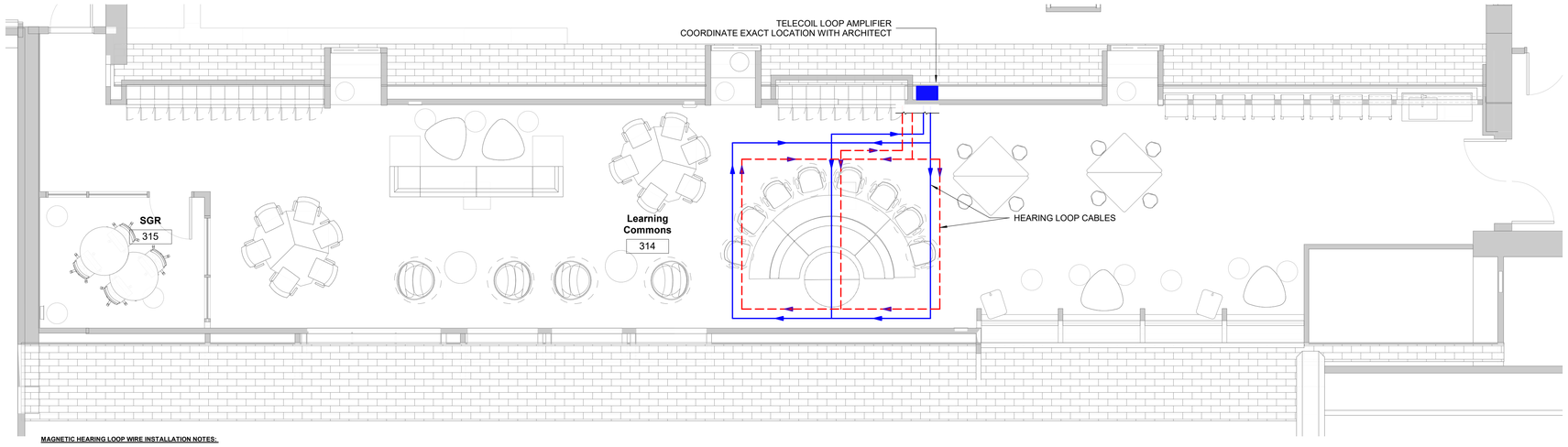

MAGNETIC HEARING LOOP WIRE INSTALLATION NOTES:

1. MAGNETIC HEARING LOOP SPACING, LAYOUT, AND ROUTING ARE CONCEPTUAL ONLY. ACTUAL SPACING, LAYOUT, AND ROUTING TO BE DETERMINED BY HEARING LOOP SYSTEM INSTALLER AND HEARING LOOP SYSTEM EQUIPMENT MANUFACTURER PRIOR TO INSTALLATION.

2. COORDINATE MAGNETIC HEARING LOOP WIRE FLOOR INSTALLATION WITH FLOORING INSTALLATION.

3 HEARING LOOP SYSTEM LOOP WIRE LAYOUTS - THIRD FLOOR - COMMONS
1/4" = 1'-0"

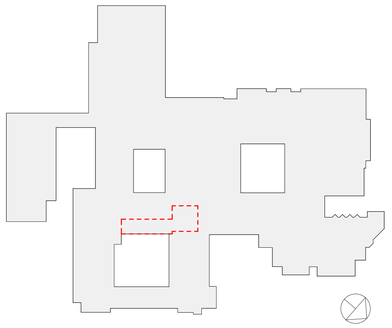

RYE HIGH SCHOOL & MIDDLE SCHOOL KEY PLAN
1" = 100'

Revision Schedule

No.	Description	Date
3	ISSUED FOR BID	01/19/2021

Geddis Architects
Architecture. Planning. Interiors
71 Old Post Road
P.O. Box 1020
Southport, CT 06890
(203) 256-8700

Fielding International
Transforming Education by Design
259 Water Street Suite 1L
Warren , RI 02885 USA
+1 401-289-2789

BARILE GALLAGHER & ASSOCIATES
CONSULTING ENGINEERS
39 MARBLE AVE PLEASANTVILLE, NY 10570
914.328.6060 GENERAL@BGA-ENG.com www.BGA-ENG.com

Construction Manager
SAVIN ENGINEERS, P.C.
3 Campus Drive
Pleasantville, NY 10570
914-769-3200

Structural Engineer
ODEH ENGINEERS
1223 Mineral Spring Ave
North Providence, RI 02904
401-724-1771

Civil Engineer
WESTON & SAMPSON
1 Winners Circle, Suite 130
Albany, NY 12205
518-463-4400

Acoustical/AV Consultant
DP DESIGN
12 Cold Spring Street
Providence, RI 02906
401-861-3218

CAVANAUGH TOCCI
327 F Boston Post Rd
Sudbury, MA 01776-3027
978-443-7871

SED #: 66180001-0005-031

PROJECT
Rye City School District
555 Theodore Fremd Ave, Rye, NY 10580

Rye High School & Middle School
1 Parsons Street, Rye, New York 10580

HEARING LOOP SYSTEM LOOP WIRE LAYOUTS AND DIAGRAMS - THIRD FLOOR

SEAL & SIGNATURE

DATE: 01/12/21
PROJECT No: 9200
DRAWING BY: JMM
CHK BY: MJM
DWG No: AVE2-201

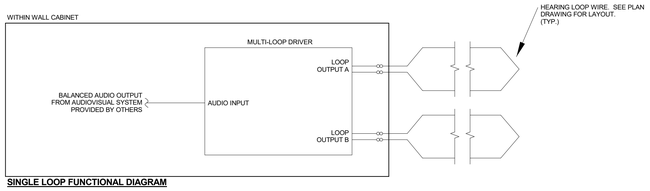

SINGLE LOOP FUNCTIONAL DIAGRAM

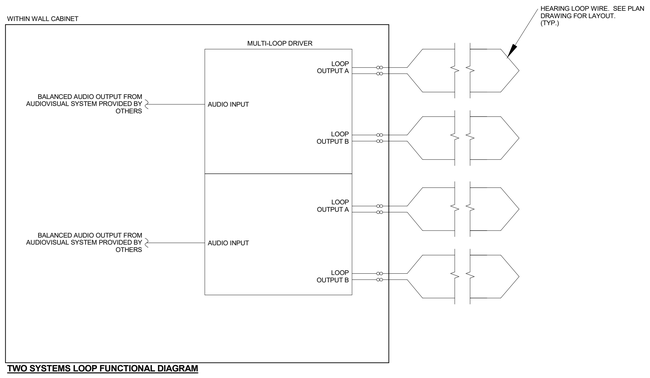

TWO SYSTEMS LOOP FUNCTIONAL DIAGRAM

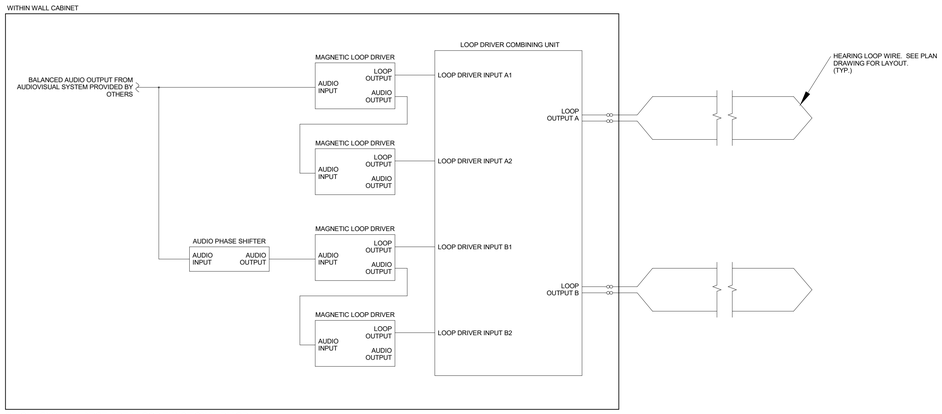

SINGLE SYSTEM LARGE AREA LOOP FUNCTIONAL DIAGRAM

2 HEARING LOOP SYSTEM DIAGRAM
NTS

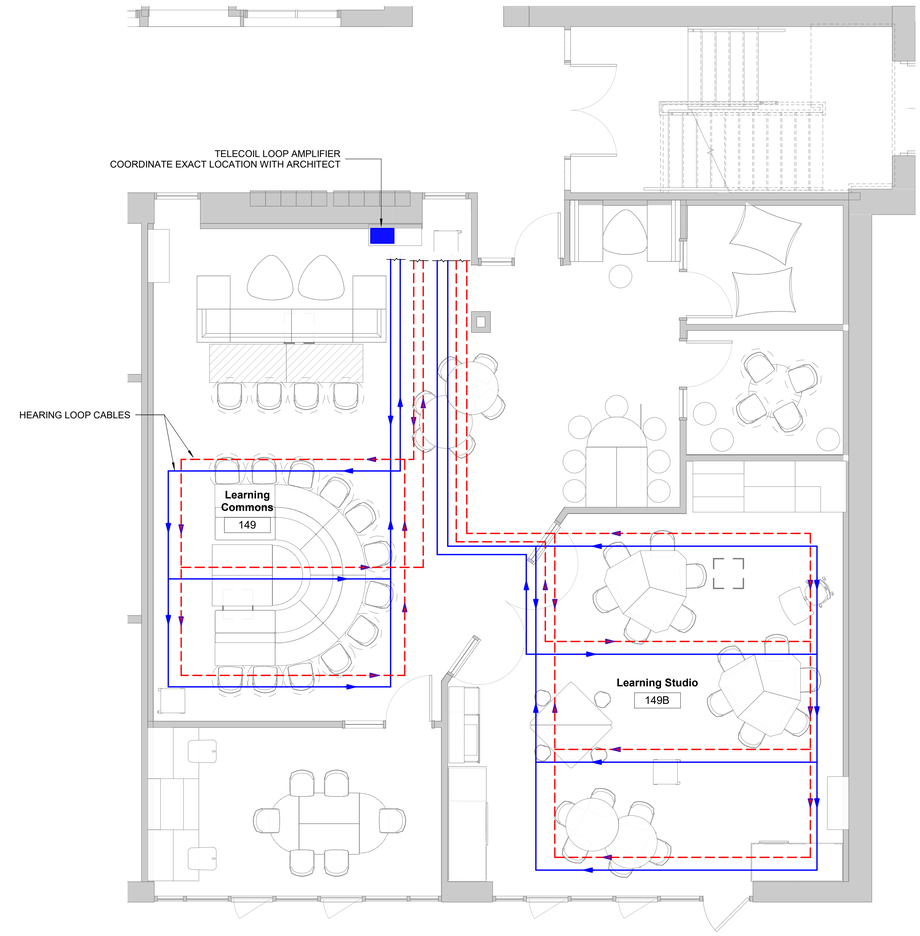

MAGNETIC HEARING LOOP WIRE INSTALLATION NOTES:

1. MAGNETIC HEARING LOOP SPACING, LAYOUT, AND ROUTING ARE CONCEPTUAL ONLY. ACTUAL SPACING, LAYOUT, AND ROUTING TO BE DETERMINED BY HEARING LOOP SYSTEM INSTALLER AND HEARING LOOP SYSTEM EQUIPMENT MANUFACTURER PRIOR TO INSTALLATION.

2. COORDINATE MAGNETIC HEARING LOOP WIRE FLOOR INSTALLATION WITH FLOORING INSTALLATION.

1 HEARING LOOP SYSTEM LOOP WIRE LAYOUTS - iLAB
1/4" = 1'-0"

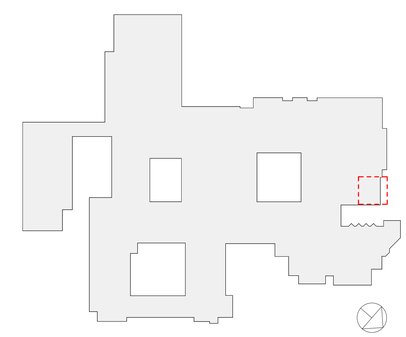

RYE HIGH SCHOOL & MIDDLE SCHOOL KEY PLAN
1" = 100'

KEYPLAN Phase 2
1" = 100'-0"

Revision Schedule

No.	Description	Date
3	ISSUED FOR BID	01/19/2021

Geddis Architects
Architecture. Planning. Interiors
71 Old Post Road
P.O. Box 1020
Southport, CT 06890
(203) 256-8700

Fielding International
Transforming Education by Design
259 Water Street Suite 1L
Warren , RI 02885 USA
+1 401-289-2789

BARILE GALLAGHER & ASSOCIATES
CONSULTING ENGINEERS
39 MARBLE AVE PLEASANTVILLE, NY 10570
914.328.6060 GENERAL@BGA-ENG.com www.BGA-ENG.com

Construction Manager
SAVIN ENGINEERS, P.C.
3 Campus Drive
Pleasantville, NY 10570
914-769-3200

Structural Engineer
ODEH ENGINEERS
1223 Mineral Spring Ave
North Providence, RI 02904
401-724-1771

Civil Engineer
WESTON & SAMPSON
1 Winners Circle, Suite 130
Albany, NY 12205
518-463-4400

Acoustical/AV Consultant
DP DESIGN
12 Cold Spring Street
Providence, RI 02906
401-861-3218

CAVANAUGH TOCCI
327 F Boston Post Rd
Sudbury, MA 01776-3027
978-443-7871

SED #: 66180001-0005-031

PROJECT
Rye City School District
555 Theodore Fremd Ave, Rye, NY 10580

Rye High School & Middle School
1 Parsons Street, Rye, New York 10580

HEARING LOOP SYSTEM LOOP WIRE LAYOUTS AND DIAGRAMS - iLAB

SEAL & SIGNATURE

DATE: 01/12/21
PROJECT No: 9200
DRAWING BY: JMM
CHK BY: MJM
DWG No:
AVE2-202