SIDEWALK NOTES:

1. CONTROL JOINT - PROVIDE CONTROL JOINTS @ 5'-0" OC MAX. SEE STRUCT DWGS FOR SIZE AND DEPTH OF JOINTS. PROVIDE SEMI-RIGID POLYUREA JOINT FILLER "EUCO QWIK JOINT 200" AT ALL JOINTS. SEE SPECIFICATIONS FOR MORE INFORMATION.
2. EXPANSION JOINT - PROVIDE EXPANSION JOINTS @ 25'-0" OC MAX. SEE DETAIL B/ A-1.1.

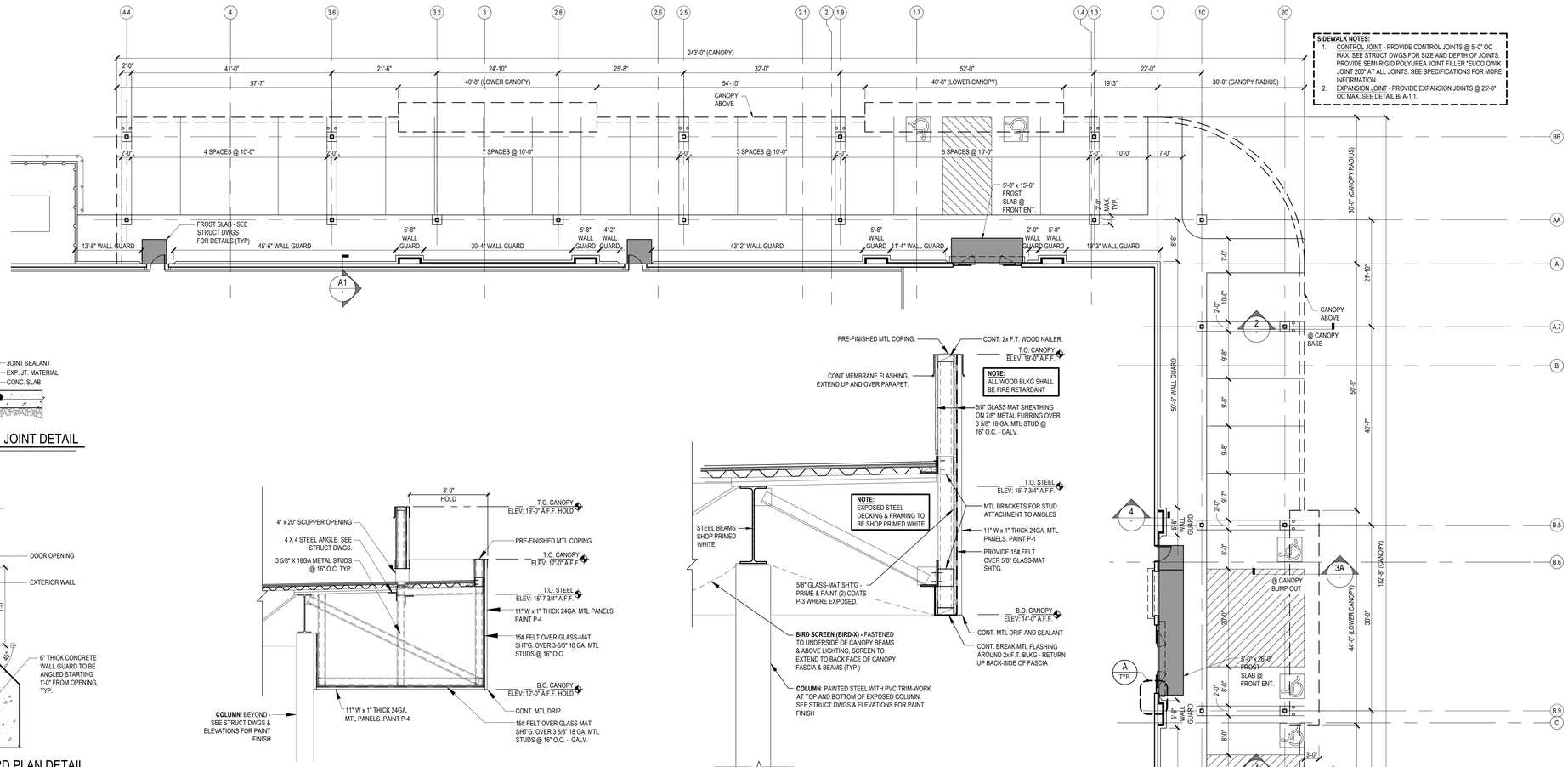

1 FRONT PARKING AREA
SCALE: 3/32" = 1'-0"

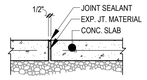

B EXPANSION JOINT DETAIL
SCALE: 1" = 1'-0"

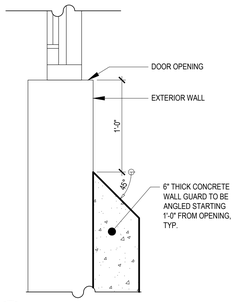

A WALL GUARD PLAN DETAIL
SCALE: 1 1/2"=1'-0"

3A CANOPY SECTION
SCALE: 1/2"=1'-0"

3 CANOPY FASCIA DETAIL
SCALE: 1"=1'-0"

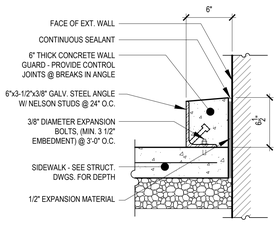

A1 WALL GUARD SECTION DETAIL
SCALE: 1 1/2"=1'-0"

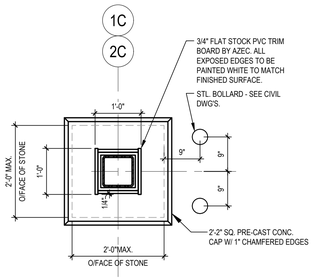

C1 COLUMN BASE SECTION
SCALE: 3/4" = 1'-0"

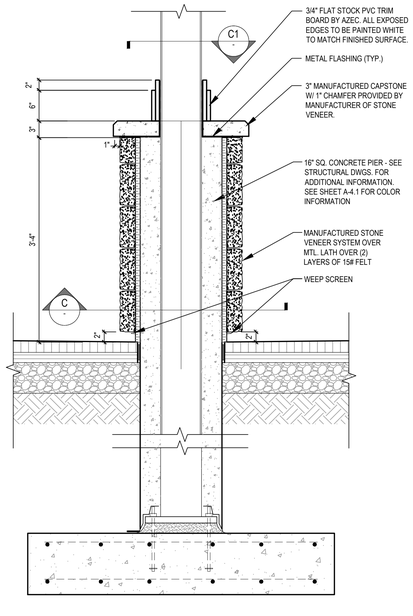

2 CANOPY PIER DETAIL
SCALE: 1"=1'-0"

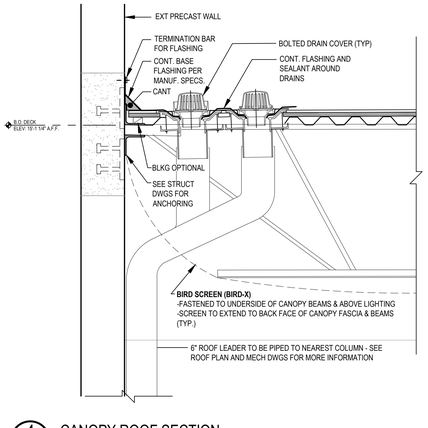

4 CANOPY ROOF SECTION
SCALE: 1"=1'-0"

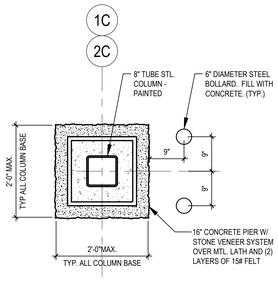

C COLUMN BASE SECTION
SCALE: 3/4" = 1'-0"

KLS ARCHITECT
Kurt L. Schmitz, Architect
1770 Dayton Avenue, Lakewood, Ohio 44107
Phone (216) 521-5154 • FAX (216) 521-5425 • www.klsarchitects.co

Restaurant Depot / BREWSTER, NY

DANBURY ROAD (LOT 48 | BLOCK 0002)
BREWSTER, NY 10509

THESE DOCUMENTS CONTAIN INFORMATION PROPRIETARY TO ADA ARCHITECTS, INC.
UNAUTHORIZED USE OF THESE DOCUMENTS IS EXPRESSLY PROHIBITED UNLESS AGREED UPON IN WRITING.

REVISIONS

#	DATE	TYPE
1		
2		
3		
4		
5		
6		
7		
8		
9		
10		

CANOPY/ PARKING PLAN AND DETAILS

DATE: 9/10/2020
JOB NO. 19230

A-1.3
SHEET NO.