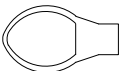

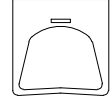
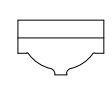

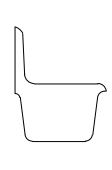
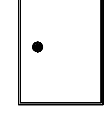
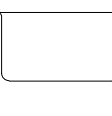
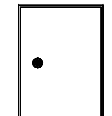
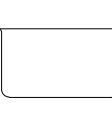
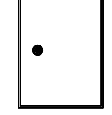
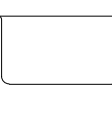
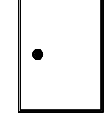
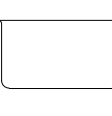
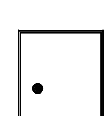
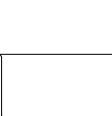
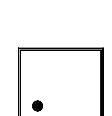
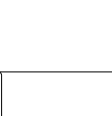
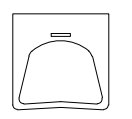
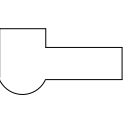
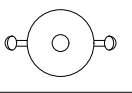
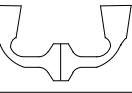















PLUMBING FIXTURE SCHEDULE									
TAG	SYMBOLS		FIXTURES	PLUMBING CONNECTIONS				DESCRIPTION	
	PLAN	ELEVATION		WASTE	VENT	COLD WATER	HOT WATER		
P-1			WATER CLOSET WALL HUNG	4"	2"	1¼"	-	TOILET: AMERICAN STANDARD #2257.511 AFWALL MILLENIUM FLOWISE, WALL MOUNTED, HIGH EFFICIENCY 1.1 GPF, ELONGATED BOWL, VITREOUS CHINA WITH EVERCLEAN, CONDENSATION CHANNEL, ADA COMPLIANT, PROVIDE CARRIERS. FLUSHOMETER: AMERICAN STANDARD SELECTRONIC FLUSH VALVE MODEL 6065.111, BATTERY OPERATED, ADA COMPLIANT HANDS FREE OPERATION.	
P-2			WALL HUNG LAVATORY	2"	2"	¾"	¾"	SINK: AMERICAN STANDARD MODEL MURRO UNIVERSAL DESIGN WALL-HUNG LAVATORY. BOWL SIZE TO BE COORDINATED WITH ARCHITECT. FAUCET: AMERICAN STANDARD 6114.110.002, MONTERREY SINGLE CONTROL CENTERSET FAUCET, CAST BRASS BODY, METAL PIP-UP DRAIN, ROD " HOLE, 1.5 GPM MAX, PRESSURE COMPENSATING AERATOR CERAMIC DISC VALVE CARTRIDGE, ADJUSTABLE HOT LIMIT SAFETY STOP, LEAD FREE, ADA COMPLIANT, COLOR/FINISH TO BE COORDINATED WITH ARCHITECT. BATTERY OPERATED.	
P-3			JANITOR'S SINK	3"	2"	¾"	¾"	SINK: FIAT MODEL TSBC3000 WITH 12" DEEP SINK WITH 6" DROP FACE FAUCET: SPEAKMAN COMMANDER SC-5811 WITH HOSE, PAIL HOOK & WALL BRACE, NO EYEWASH, PROVIDE JAY R. SMITH ADJUSTABLE, CAST-IRON TRAP, MODEL 9110, 2" OUTLET, WITH CHROME PLATED STRAINER AND CLEANOUT PLUG.	
P-4			CLASSROOM SINK	2"	2"	¾"	¾"	SINK: SHELDON EPOXY DROP IN SINK #A26. 18"W x 15"L x4.5"D. SIDE FAUCET WITH CORNER DRAIN. FAUCET: SHELDON UNIMAX MODEL 80032-WB. COLD WATER, HOT WATER, WRIST-BLADE HANDLES & AERATOR, ADA COMPLIANT. COLOR/FINISH TO BE COORDINATED WITH ARCHITECT.	
P-5			SCIENCE SINK	2"	2"	¾"	¾"	SINK: SHELDON LABS SYNERGY SINK, EPOXY RESIN 19 GALLON SINK. MOUNTED IN CASEWORK. FAUCET: SHELDON UNIMAX MODEL #80032. COLD WATER, HOT WATER, VACUUM BREAKER, SERATED HOSE CONNECTION, ASPIRATOR, ADA COMPLIANT.	
P-6			ART FLOOR MOUNTED SINK	2"	2"	¾"	¾"	SINK: BEST SHEET METAL MODEL #032Q60208C, FOOT PEDALS, BUILT IN FAUCETS & SOAP DISPENSERS.	
P-7			ART UNDERMOUNT SINK	2"	2"	¾"	¾"	SINK: ELKAY MODEL ELUHAD281655PD, STAINLESS STEEL, 30.5"W x 18.5"L x 5.375"D, ADA COMPLIANT. FAUCET: ELKAY MODEL LKD2439C, 8" CENTERSET CONCEALED DECK MOUNT FAUCET, LEVER HANDLES, 1.5 GPM, QUARTER TURN CERAMIC DISC VALVE TYPE. COLOR/FINISH TO BE COORDINATED WITH ARCHITECT.	
P-8			CLASSROOM DEMO SINK	2"	2"	¾"	¾"	SINK: SHELDON INSTRUCTOR DESK MODEL 20650 WITH SHELRESIN DROP IN SINK, 16"W x 16"L x 7.5"D. FAUCET: SHELDON UNIMAX MODEL #80032. COLD WATER, HOT WATER, VACUUM BREAKER, SERATED HOSE CONNECTION, ASPIRATOR, ADA COMPLIANT.	
P-9			PREP SINK	2"	2"	¾"	¾"	SINK: SHELDON EPOXY DROP IN SINK #DO5. 14"W x 10"L x6"D. FAUCET: SHELDON UNIMAX MODEL 80032-WB. COLD WATER, HOT WATER, WRIST-BLADE HANDLES & AERATOR, ADA COMPLIANT. COLOR/FINISH TO BE COORDINATED WITH ARCHITECT.	
DF-1			DRINKING FOUNTAIN	2"	2"	¾"	-	ELKAY EZH20 BOTTLE FILLING STATION WITH SINGLE LZ COOLER, STAINLESS STEEL BASIN WITH INTEGRAL DRAIN, FLEXI-GUARD SAFETY BUBBLER, 8 GPH FLOW RATE. MODEL VRCGRN8WSK, 115V/1Ø/60HZ, 8.0 GPH CHILLING CAPACITY BASED ON 80 DEG F INLET WATER & 80 DEG F AMBIENT AIR TEMP FOR 50 DEG F CHILLED DRINKING WATER, 5.5 FLA, 260 WATTS, ADA COMPLIANT	
EW			EYE-WASH	2"	2"	¾"	¾"	-	
NOTES: 1.) REFER TO ARCHITECTURAL DRAWINGS FOR FIXTURE QUANTITY, LOCATIONS, & MOUNTING HEIGHTS.									

PLUMBING DRAINAGE SPECIALTIES SCHEDULE				
TAG	SYMBOLS		FIXTURES	DESCRIPTION
	PLAN	ELEVATION		
CO			CLEANOUT	WALL CLEANOUT WITH CLEANOUT TEE AND CHROME PLATED BRONZE SQUARE ACCESS COVER AND FRAME. WADE #W-8480 OR APPROVED EQUAL
WCO			WALL CLEANOUT	WALL CLEANOUT WITH CLEANOUT TEE AND CHROME PLATED BRONZE SQUARE ACCESS COVER AND FRAME. WADE #W-8480 OR APPROVED EQUAL
CODP			CLEANOUT DECKPLATE	FLOOR CLEANOUT WITH ADJUSTABLE HEAD, ANCHOR FLANGE, CUT-OFF SECTIONS AND ROUND SCORIATED NICKEL-BRONZE TOP. WADE #W-6000 OR APPROVED EQUAL. PROVIDE HEAVY DUTY CAST IRON TOP FOR MECHANICAL ROOMS.
FD			FLOOR DRAIN	FOR TOILET ROOMS AND GENERAL USE AREAS. WADE #W-1100-STD6-1-6-27 WITH 6" ROUND NICKEL-BRASS STAINER, SEDIMENT BUCKET, CAST IRON BODY, CAST IRON DRAINAGE FLANGE, FLASHING CLAMP, TRAP PRIMER TAP OR APPROVED EQUAL.

PLUMBING WATER SPECIALTIES SCHEDULE				
TAG	SYMBOLS		FIXTURES	DESCRIPTION
	PLAN	ELEVATION		
WHA		-	WATER HAMMER ARRESTOR	TYPE SA. WADE "SHOCKSTOP" BELLOWS TYPE, WITH ALL STAINLESS STEEL CONSTRUCTION, CHARGED WITH NITROGEN. PROVIDE ON ALL CW LINES TO ALL HORIZONTAL BRANCH LINES. RE. RISER.
HB-1			HOSE BIB	WATTS DRAINAGE PRODUCTS HY-330 CONCEALED MODERATE CLIMATE KEY OPERATED WALL HYDRANT WITH NICKEL BRONZE (STANDARD) BOX AND DOOR, CHROME PLATED HYDRANT FACE, INTEGRAL VACUUM BREAKER, 3/4"(19) HOSE CONNECTION, ALL BRONZE HEAD, SEAT CASTING AND INTERNAL WORKING PARTS, GALVANIZED WALL CASING, AND HYDRANT KEY.
NFHB-1			NON-FREEZE HOSE BIB	CAST BRASS, THREADED, NON -FREEZE, HEAVY-DUTY HYDRANT WITH NIKALOY BOX AND LOCKING COVER, BRASS OPERATING PARTS, 3/4" HPT HOSE OUTLET, 3/4" IPS OUTSIDE, ELBOW ADAPTER, "T" HANDLE KEY, AND INTEGRAL VACUUM BREAKER/BACKFLOW PREVENTER. WADE #8600. PIPING SERVING WH-1 TO BE ROUTED DN IN INTERIOR WALLS.

SYMBOLS AND ABBREVIATIONS			GENERAL NOTES
SYMBOL	ABBREVIATION	DESCRIPTION	
-	AFF	ABOVE FINISHED FLOOR	1. THE CONTRACT DRAWINGS INDICATE THE EXTENT AND GENERAL ARRANGEMENTS OF THE PLUMBING SYSTEMS. IF ANY DEPARTURES FROM THE DRAWINGS ARE DEEMED NECESSARY BY THE PLUMBING CONTRACTOR, DETAILS OF SUCH DEPARTURES AND THE REASONS THEREFORE SHALL BE SUBMITTED TO THE OWNER AND ENGINEER FOR APPROVAL. NO SUCH DEPARTURES SHALL BE MADE WITHOUT PRIOR WRITTEN APPROVAL OF THE OWNER AND ENGINEER. EQUIPMENT AND PIPING ARRANGEMENTS SHALL PROVIDE ADEQUATE AND ACCEPTABLE CLEARANCES FOR ENTRY, SERVICING, AND MAINTENANCE. ANY CHANGES TO PIPING AND EQUIPMENT LOCATIONS NECESSARY TO AVOID INTERFERENCE WITH OTHER TRADES SHALL BE MADE AT NO EXTRA COST.
-	AHC	ABOVE HUNG CEILING	
-	BFP	BACK FLOW PREVENTOR	2. THE PLUMBING WORK SHALL BE PERFORMED IN STRICT ACCORDANCE WITH THE LATEST EDITION OF THE PREVAILING NEW YORK STATE PLUMBING AND BUILDING CODES. IN CASE OF CONFLICT BETWEEN THE CONTRACT DOCUMENTS AND A GOVERNING CODE OR ORDINANCE, THE MORE STRINGENT STANDARD SHALL APPLY.
	-	BALL VALVE	
	-	BASKET STRAINER	3. THE PLUMBING CONTRACTOR SHALL BE RESPONSIBLE FOR OBTAINING ALL NECESSARY PERMITS AND FOR PAYING RELATED FEES.
	-	BUTTERFLY VALVE	
	-	CHECK VALVE	4. CONNECTIONS TO EXISTING UTILITIES AND SERVICES ARE SHOWN ACCORDING TO THE BEST INFORMATION AVAILABLE. THE CONTRACTOR SHALL VERIFY THE EXACT LOCATIONS, INVERT ELEVATIONS, AND SIZES OF EXISTING PLUMBING SERVICES IN FIELD, AND SHALL CONNECT NEW PLUMBING SERVICES AS INDICATED ON DRAWINGS.
	-	CIRCUIT SETTER	
	CODP	CLEAN OUT DECK PLATE	5. PRIOR TO FABRICATION, THIS CONTRACTOR SHALL VERIFY ALL MEASUREMENTS AND CONDITIONS ON JOB SITE, AND COORDINATE THIS WORK WITH THE WORK OF ALL OTHER TRADES.
-	CW	COLD WATER	
	-	CONCENTRIC REDUCER	6. ALL ACCESS PANELS SHALL BE BY GENERAL CONTRACTOR. THE PLUMBING CONTRACTOR SHALL BE RESPONSIBLE FOR THEIR LOCATION.
-	DCV	DOUBLE CHECK VALVE - BFP	
	-	ECCENTRIC REDUCER	7. PROVIDE ALL PLUMBING FIXTURES, PIPING, VALVES AND ACCESSORY ITEMS AS SPECIFIED AND AS REQUIRED FOR A COMPLETE INSTALLATION. ROUGHING DIMENSIONS OF FIXTURES MUST BE COORDINATED WITH THE GENERAL CONTRACTOR.
	-	ELBOW DOWN	
	-	ELBOW UP	8. PITCH ALL WASTE, SANITARY, AND STORM DRAIN PIPING AT MAXIMUM SLOPE POSSIBLE, BUT NOT LESS THAN 1/8" PER FOOT FOR PIPING ≥ 3" AND 1/4" PER FOOT FOR PIPING ≤ 2½".
-	DEM.	EXISTING TO BE REMOVED	
-	EX.	EXISTING TO REMAIN	9. NO PIPING SHALL RUN EXPOSED IN FINISHED AREAS.
	-	FLEXIBLE CONNECTION	
-	FCO	FLOOR CLEAN OUT	10. PROVIDE DIELECTRIC FITTINGS OR COUPLINGS WHEREVER DISSIMILAR METALS ARE JOINED.
-	FS	FLOOR SINK	
	-	FLOW ARROW	11. PROVIDE SHUTOFF VALVES AT ALL FIXTURES AND EQUIPMENT ON COLD WATER, AND HOT WATER PIPES.
-	FAI	FRESH AIR INTAKE	
	-	GATE VALVE	12. ALL WORK SHALL BE PROPERLY TESTED, BALANCED, AND CLEANED AND DISINFECTED. PROVIDE A ONE YEAR WARRANTY FROM DATE OF FINAL INSPECTION ON ALL PARTS AND LABOR.
	-	GLOBE VALVE	
-	HW	HOT WATER	13. PROVIDE ALL PIPE OPENINGS THROUGH PARTITIONS WITH PIPE SLEEVES. FOR PIPES PENETRATING FIRE RATED PARTITIONS, THE SPACE BETWEEN THE PIPE AND THE SLEEVE SHALL BE SEALED WITH FIRE STOPPING MATERIAL. PENETRATIONS FOR PIPING SHALL BE MADE BY CORE DRILLING WHENEVER POSSIBLE.
-	HW HTR	HOT WATER HEATER	
-	HWC	HOT WATER RECIRCULATION	14. PROVIDE TRAP SEAL PRIMERS FOR FLOOR DRAINS AS REQUIRED. INSTALL THE PRIMER VALVE IN THE COLD WATER SERVICE, WITH THE TRAP CONNECTION PIPED TO THE FLOOR DRAIN TRAP. LOCATE THE VALVE IN AN ACCESSIBLE LOCATION.
-	LDR	LEADER	
-	-	MANUAL AIR VENT	15. THE PLUMBING CONTRACTOR SHALL PROVIDE ALL CUTTING, PATCHING, CORE DRILLING, PAINTING, ACCESS PANELS, AND FINAL RESTORATION REQUIRED TO FACILITATE THE INSTALLATION OF PLUMBING PIPING, INCLUDING ABOVE CEILINGS AND IN SHAFTS THAT WILL NOT BE REPLACED OR OPENED UNDER ANY OTHER SCOPE OF WORK RELATED TO THIS PROJECT. CONTRACTOR TO REMOVE AND REPLACE CEILINGS, AND OPEN AND PATCH SHAFTS AND WALLS, AS REQUIRED TO EXECUTE THE PLUMBING WORK.
-	NEW	NEW WORK	
	-	OS&Y GATE VALVE	16. NEW PIPING LAYOUT IS PREDICATED ON RECORD DRAWING DATA OF EXISTING RISERS AND DRAWINGS. MODIFICATIONS TO THE LAYOUT MAY BE REQUIRED DUE TO DIFFERENT ACTUAL CONDITIONS, OBSTRUCTIONS, INTERFERENCES, ETC.
	-	PLUG VALVE	
-	-	PIPE CAP	17. SEE THE ARCHITECTURAL DRAWINGS FOR EXACT PHASING AND TIME SCHEDULE FOR CONSTRUCTION.
	-	PRESSURE GAGE	
	-	PRESSURE REDUCING VALVE	18. ALL MOTOR STARTERS AND DISCONNECT SWITCHES FOR PLUMBING EQUIPMENT SHALL BE FURNISHED BY THE PLUMBING CONTRACTOR AND INSTALLED BY THE ELECTRICAL CONTRACTOR, UNLESS OTHERWISE NOTED. DISCONNECT SWITCHES FURNISHED BY THE PLUMBING CONTRACTOR FOR PLUMBING EQUIPMENT SHALL BE HEAVY DUTY TYPE.
	-	PUMP	
-	PD	PUMP DISCHARGE	19. THE CONTRACTOR SHALL BE RESPONSIBLE FOR PROVIDING TEMPORARY VENTILATION AND EXHAUST AIR WHEN WELDING OR SOLDERING OPERATIONS ARE PERFORMED, AS REQUIRED BY OSHA.
-	RPZ	REDUCED PRESSURE ZONE - BFP	
-	REL.	REMOVE AND RELOCATE	EQUIPMENT NOTES
-	S	SANITARY	
	-	SOLENOID VALVE	1. ELECTRIC HOT WATER HEATER, EHW-1 & EHW-2 SHALL BE BASED ON AO SMITH MODEL DSE-100-60 WITH 100 GALLON STORAGE CAPACITY, 60kW INPUT POWER, 248 USGPH RECOVERY AT 100°F TEMPERATURE RISE. 61"Hx28"Ø. 354 LBS. APPROX. SHIPPING WEIGHT.
	-	STRAINER	
-	SD	STORM DRAINAGE	2. ELEVATOR SUMP PUMP, ESP-1, TO BE BASED ON STANCOR MODEL SE50 PUMP, 0.5 HP, 115V-1 PHASE-60 HERTZ, 8 FLA, 55 GPM @ 20 FEET HEAD AND 3450 RPM, 40A LOCKED ROTOR AMPS, 33 FEET MAX. SUBMERGENCE. PROVIDE STANCOR CHECK VALVE WITH EACH PUMP. PROVIDE OIL MINDER CONTROL SYSTEM FOR EACH PUMP WITH BUILT IN AUDIBLE AND VISUAL ALARM WHEN PUMP DOES NOT RUN DUE TO OIL IN PIT OR HIGH LIQUID ALARM. PROVIDE SILENCING BUTTON FOR AUDIBLE ALARM BUILT INTO PANEL. PANEL SHALL HAVE ADDITIONAL CONTACT FOR A REMOTE ALARM LOCATION. PROVIDE JUNCTION BOX WITH MULTI PIN CONNECTOR AND CORD LENGTHS AS REQUIRED. PANEL TO HAVE INDICATOR LIGHTS FOR OIL SPILL, HIGH LIQUID LEVEL, OVERLOAD AND PUMP RUN. CONTROL PANEL ENCLOSURE TO BE NEMA4X WATERTIGHT CORROSION RESISTANT FIBERGLASS.
	-	TEE DOWN	
	-	TEE UP	3. DOMESTIC HOT WATER HEATER RECIRCULATION PUMP, (HWCP-1): SHALL BE BASED ON BELL AND GOSSETT MODEL PL-55 RATED FOR 1- GPM AT 40' TDH, 2/5 HP, 120V/1Ø/60HZ. MOTOR STARTERS AND DISCONNECT SWITCHES SHALL BE FURNISHED BY THE PLUMBING CONTRACTOR AND INSTALLED BY THE ELECTRICAL CONTRACTOR.
	-	THERMOMETER	
-	TYP.	TYPICAL	
	-	T&P RELIEF VALVE	
	-	UNION	
-	V	VENT	
-	VTR	VENT THROUGH ROOF	
-	WCO	WALL CLEAN OUT	
-	W	WASTE LINE	
	-	2-WAY VALVE	
	-	3-WAY VALVE	

NOTE: FOR REFERENCE ONLY. NOT ALL SYMBOLS OR ABBREVIATIONS ARE USED IN THIS PROJECT.

STREAM Center for Experiential Learning

SCHOOL OF THE HOLY CHILD

2225 WESTCHESTER AVE, RYE, NY

KG+D

listen imagine build

KG+D . ARCHITECTS PC

285 MAIN STREET MOUNT KISCO . NEW YORK . 10549

P-914.666.5900

KGDArchitects.COM

OLA Consulting Engineers

50 Broadway, Hawthorne, NY 10532

914.747.2800

8 West 38th Street, Suite 501 New York, NY 10018

646.849.4110

olace.com

ISSUED FOR CONSTRUCTION

KEY PLAN

NOTE: ALL IDEAS, DESIGNS, ARRANGEMENTS AND PLANS INDICATED OR REPRESENTED BY THIS DRAWING ARE OWNED BY AND ARE THE PROPERTY OF MAYER, GARNETT & DAVIDSON ARCHITECTS, P.C. (MGDA), AND WERE CREATED FOR USE ON THIS PROJECT. NONE OF SUCH IDEAS, DESIGNS, ARRANGEMENTS OR PLANS SHALL BE USED BY OR DISCLOSED TO ANY PURPOSE WHATSOEVER WITHOUT THE WRITTEN PERMISSION OF (MGDA).

WRITTEN DIMENSIONS ON THIS DRAWING SHALL HAVE PRECEDENCE OVER SCALED DIMENSIONS. CONTRACTOR SHALL VERIFY ALL ACTUAL DIMENSIONS AND CONDITIONS ON THE JOB AND THE ARCHITECT MUST BE NOTIFIED OF ANY VARIATIONS FROM DIMENSIONS AND CONDITIONS SHOWN. SHOP DETAILS MUST BE SUBMITTED TO THIS OFFICE FOR APPROVAL BEFORE PROCEEDING WITH FABRICATION.

ALTERATIONS BY ANY PERSON, IN ANY WAY, OF ANY ITEM CONTAINED ON THIS DOCUMENT, UNLESS ACTING UNDER THE DIRECTION OF THE LICENSED ARCHITECT WHOSE PROFESSIONAL SEAL IS AFFIXED HERETO, IS A VIOLATION OF TITLE V&L SECT. 69.3 (b) OF NEW YORK STATE LAW. COPYRIGHT MAYER, GARNETT & DAVIDSON ARCHITECTS & ENGINEERS, P.C. ALL RIGHTS RESERVED.

Professional Seal

7	08/12/2021	Issued for Construction
6	06/25/2021	Issued for Permit
5	02/24/2021	Issued for Bid
4	02/10/2021	Issued for Review
3	5/14/2020	90% Construction Documents
2	2/21/2020	Design Development
1	12/18/2019	Schematic Design
No.	Date	Issue

Sheet Title

PLUMBING SYMBOLS, ABBREVIATIONS & NOTES

Job No. NKGD0214.00


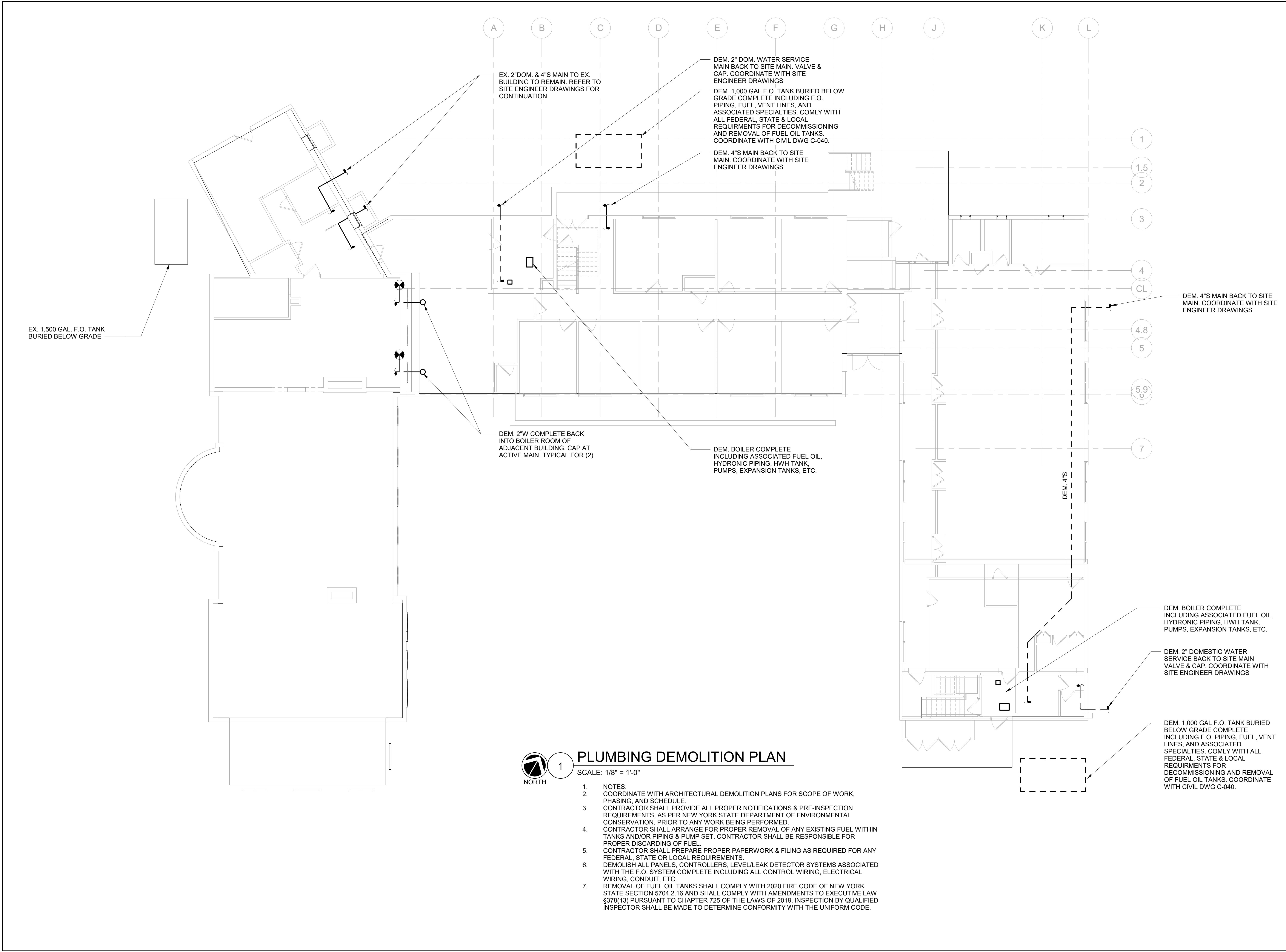
Date 06/25/2021

Scale AS NOTED

Drawn / Checked AMB / RG

Sheet Number

P001



1 PLUMBING DEMOLITION PLAN

SCALE: 1/8" = 1'-0"

- NOTES:
- COORDINATE WITH ARCHITECTURAL DEMOLITION PLANS FOR SCOPE OF WORK, PHASING, AND SCHEDULE.
- CONTRACTOR SHALL PROVIDE ALL PROPER NOTIFICATIONS & PRE-INSPECTION REQUIREMENTS, AS PER NEW YORK STATE DEPARTMENT OF ENVIRONMENTAL CONSERVATION, PRIOR TO ANY WORK BEING PERFORMED.
- CONTRACTOR SHALL ARRANGE FOR PROPER REMOVAL OF ANY EXISTING FUEL WITHIN TANKS AND/OR PIPING & PUMP SET. CONTRACTOR SHALL BE RESPONSIBLE FOR PROPER DISCARDING OF FUEL.
- CONTRACTOR SHALL PREPARE PROPER PAPERWORK & FILING AS REQUIRED FOR ANY FEDERAL, STATE OR LOCAL REQUIREMENTS.
- DEMOLISH ALL PANELS, CONTROLLERS, LEVEL/LEAK DETECTOR SYSTEMS ASSOCIATED WITH THE F.O. SYSTEM COMPLETE INCLUDING ALL CONTROL WIRING, ELECTRICAL WIRING, CONDUIT, ETC.
- REMOVAL OF FUEL OIL TANKS SHALL COMPLY WITH 2020 FIRE CODE OF NEW YORK STATE SECTION 5704.2.16 AND SHALL COMPLY WITH AMENDMENTS TO EXECUTIVE LAW §378(13) PURSUANT TO CHAPTER 725 OF THE LAWS OF 2019. INSPECTION BY QUALIFIED INSPECTOR SHALL BE MADE TO DETERMINE CONFORMITY WITH THE UNIFORM CODE.

STREAM Center for
Experiential
Learning
SCHOOL OF THE HOLY
CHILD
2225 WESTCHESTER AVE,
RYE, NY

KG+D

listen
imagine
build

KG+D . ARCHITECTS PC
285 MAIN STREET MOUNT KISCO . NEW YORK . 10549
P:914.666.5900 KGDARCHITECTS.COM

ola

CONSULTING
ENGINEERS

OLA Consulting Engineers
50 Broadway,
Hawthorne, NY 10532
914.747.2800
8 West 38th Street,
Suite 501
New York, NY 10018
646.849.4110
olace.com

ISSUED FOR CONSTRUCTION

KEY PLAN

NOTE: ALL IDEAS, DESIGNS, ARRANGEMENTS AND PLANS INDICATED OR REPRESENTED BY THIS DRAWING ARE OWNED BY AND ARE THE PROPERTY OF KAEYER, GARMENT, & DAVIDSON ARCHITECTS, PC (KGAD) AND WERE CREATED FOR USE ON THIS PROJECT. NONE OF SUCH IDEAS, DESIGNS, ARRANGEMENTS OR PLANS SHALL BE USED BY OR DISCLOSED TO ANY PURPOSE WHATSOEVER WITHOUT THE WRITTEN PERMISSION OF (KGAD).

WRITTEN DIMENSIONS ON THIS DRAWING SHALL HAVE PRECEDENCE OVER SCALED DIMENSIONS. CONTRACTOR SHALL VERIFY ALL ACTUAL DIMENSIONS AND CONDITIONS ON THE JOB AND THE ARCHITECT MUST BE NOTIFIED OF ANY VARIATIONS FROM DIMENSIONS AND CONDITIONS SHOWN. SHOP DETAILS MUST BE SUBMITTED TO THIS OFFICE FOR APPROVAL, BEFORE PROCEEDING WITH FABRICATION.

ALTERATIONS BY ANY PERSON, IN ANY WAY, OF ANY ITEM CONTAINED ON THIS DOCUMENT, UNLESS ACTING UNDER THE DIRECTION OF THE LICENCED ARCHITECT WHOSE PROFESSIONAL SEAL IS AFFIXED HERETO IS A VIOLATION OF TITLE VII, SECT. 49-5.00 OF NEW YORK STATE LAW.
COPYRIGHT KAEYER, GARMENT & DAVIDSON ARCHITECTS & ENGINEERS, PC. ALL RIGHTS RESERVED.

Professional Seal

No.	Date	Issue
6	08/12/2021	Issued for Construction
5	06/25/2021	Issued for Permit
4	02/24/2021	Issued for Bid
3	02/10/2021	Issued for Review
2	05/14/2020	90% Construction Documents
1	02/21/2020	Design Development

Sheet Title

PLUMBING DEMOLITION PLAN

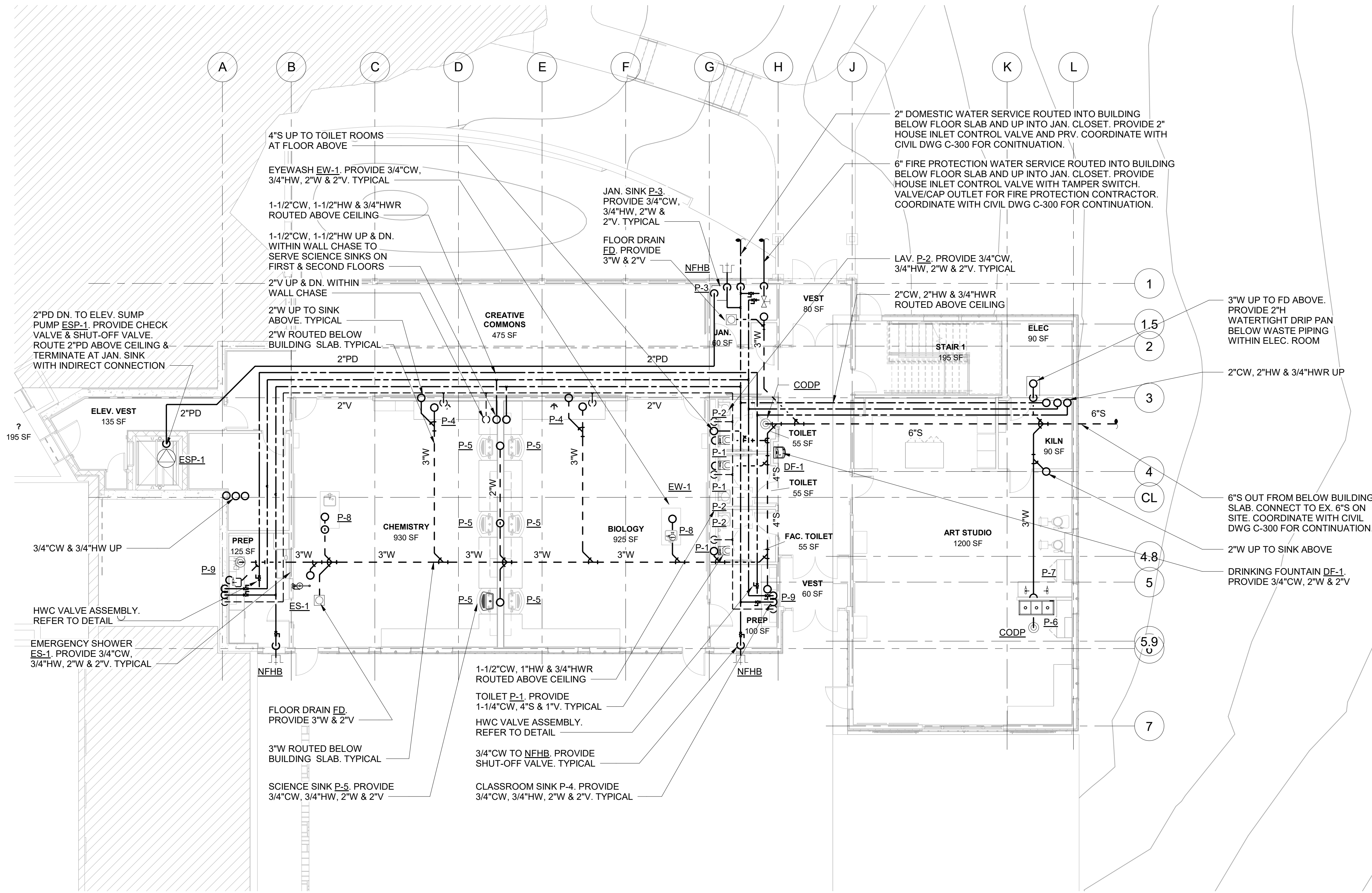
Job No.	NKGD0214.00	Date	02/24/2021
Scale	AS NOTED	Drawn / Checked	AMB / RG

Sheet Number

P101



ISSUED FOR CONSTRUCTION



1 PLUMBING 1ST FLOOR NEW WORK PLAN
SCALE: 1/8" = 1'-0"

KEY PLAN

NOTE: ALL IDEAS, DESIGNS, ARRANGEMENTS AND PLANS INDICATED OR REPRESENTED BY THIS DRAWING ARE OWNED BY AND ARE THE PROPERTY OF KAEPER, GARMENT & DAVIDSON ARCHITECTS, PC (KGAD) AND WERE CREATED FOR USE ON THIS PROJECT. NONE OF SUCH IDEAS, DESIGNS, ARRANGEMENTS OR PLANS SHALL BE USED BY OR DISCLOSED TO ANY PURPOSE WHATSOEVER WITHOUT THE WRITTEN PERMISSION OF KGAD.

WRITTEN DIMENSIONS ON THIS DRAWING SHALL HAVE PRECEDENCE OVER SCALED DIMENSIONS. CONTRACTOR SHALL VERIFY ALL ACTUAL DIMENSIONS AND CONDITIONS ON THE JOB AND THE ARCHITECT MUST BE NOTIFIED OF ANY VARIATIONS FROM DIMENSIONS AND CONDITIONS SHOWN. SHOP DETAILS MUST BE SUBMITTED TO THIS OFFICE FOR APPROVAL, BEFORE PROCEEDING WITH FABRICATION.

ALTERATIONS BY ANY PERSON, IN ANY WAY, OF ANY ITEM CONTAINED ON THIS DOCUMENT, UNLESS ACTING UNDER THE DIRECTION OF THE LICENSED ARCHITECT WHOSE PROFESSIONAL SEAL IS AFFIXED HERETO, IS A VIOLATION OF TITLE 16, SECT. 49-5.00 OF NEW YORK STATE LAW.
COPYRIGHT KAEPER, GARMENT & DAVIDSON ARCHITECTS & ENGINEERS, PC. ALL RIGHTS RESERVED.

Professional Seal

6	08/12/2021	Issued for Construction
5	06/25/2021	Issued for Permit
4	02/24/2021	Issued for Bid
3	02/10/2021	Issued for Review
2	05/14/2020	90% Construction Documents
1	02/21/2020	Design Development

No. Date Issue

Sheet Title

PLUMBING 1ST FLOOR NEW WORK
PLAN

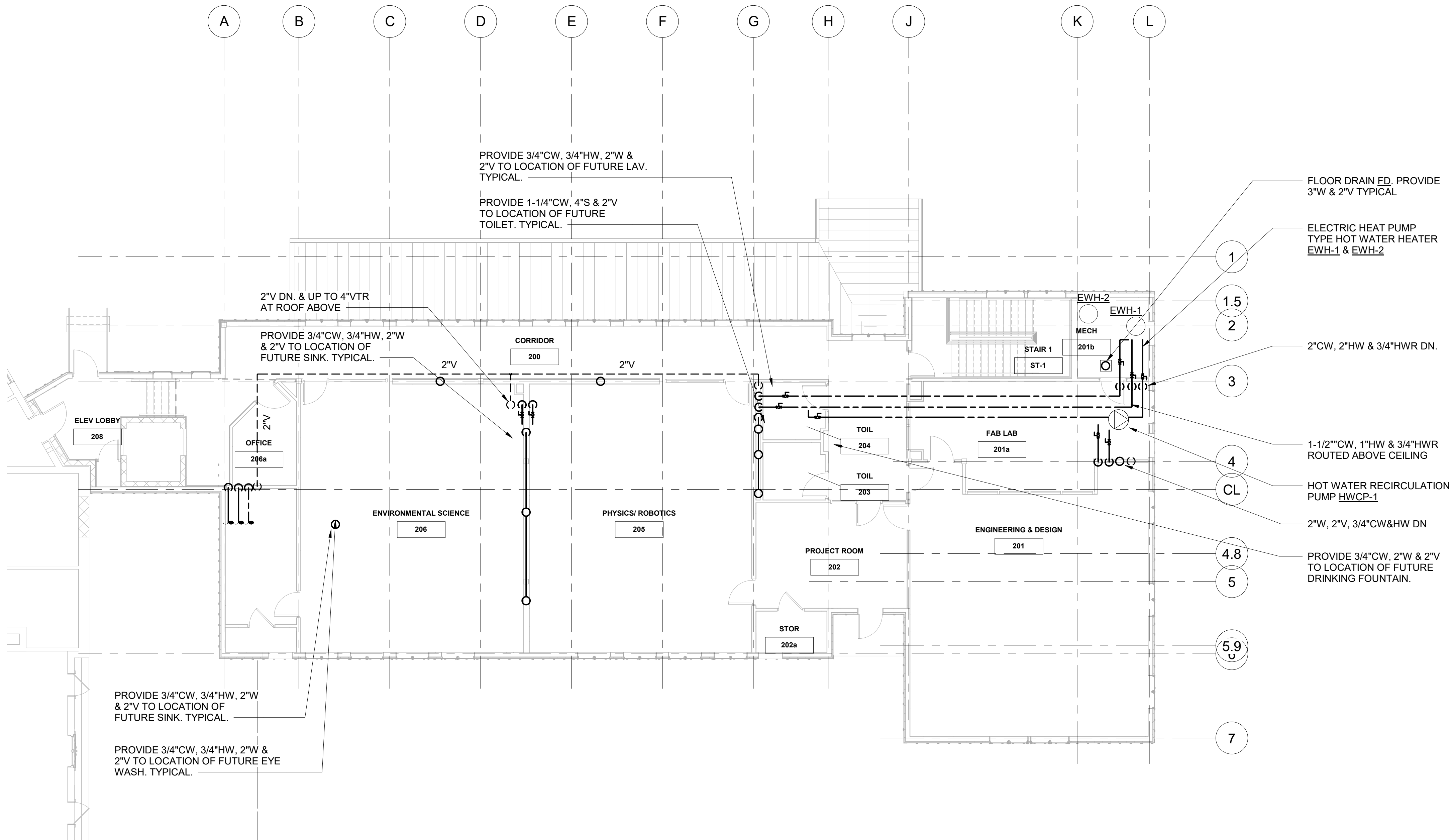
Job No. NKG00214.00 Date 02/24/2021

Scale AS NOTED Drawn / Checked AMB / RG

Sheet Number

P201

ISSUED FOR CONSTRUCTION



1

PLUMBING 2ND FLOOR NEW WORK PLAN - BASE BID

SCALE: 1/8" = 1'-0"

2ND FLOOR NOTES:

1. REFER TO DRAWING P-202B FOR ADD ALTERNATE 1: FULL 2ND FLOOR BUILD-OUT. REFER TO P-202B FOR LOCATIONS OF PROPOSED PLUMBING FIXTURES. ALL PIPING & VALVES ARE INCLUDED UNDER BASE BID. FINAL INSTALLATION & CONNECTION OF PLUMBING FIXTURES IS UNDER ADD ALTERNATE.
2. PROVIDE ALL PLUMBING ROUGHING TO LOCATIONS OF ALL FUTURE PLUMBING FIXTURES, VALVE & CAP.
3. ROUTE ALL PIPING AS HIGH AS POSSIBLE TO ACCOMODATE FUTURE CEILING INSTALLATION.

KEY PLAN

NOTE: ALL IDEAS, DESIGNS, ARRANGEMENTS AND PLANS INDICATED OR REPRESENTED BY THIS DRAWING ARE OWNED BY AND ARE THE PROPERTY OF KAEYER, GARMENT & DAVIDSON ARCHITECTS, PC (KGAD) AND WERE CREATED FOR USE ON THIS PROJECT. NONE OF SUCH IDEAS, DESIGNS, ARRANGEMENTS OR PLANS SHALL BE USED BY OR DISCLOSED TO ANY PURPOSE WHATSOEVER WITHOUT THE WRITTEN PERMISSION OF KGAD.

WRITTEN DIMENSIONS ON THIS DRAWING SHALL HAVE PRECEDENCE OVER SCALED DIMENSIONS. CONTRACTOR SHALL VERIFY ALL ACTUAL DIMENSIONS AND CONDITIONS ON THE JOB AND THE ARCHITECT MUST BE NOTIFIED OF ANY VARIATIONS FROM DIMENSIONS AND CONDITIONS SHOWN. SHOP DETAILS MUST BE SUBMITTED TO THIS OFFICE FOR APPROVAL BEFORE PROCEEDING WITH FABRICATION.

ALTERATIONS BY ANY PERSON, IN ANY WAY, OF ANY ITEM CONTAINED ON THIS DOCUMENT, UNLESS ACTING UNDER THE DIRECTION OF THE LICENSED ARCHITECT WHOSE PROFESSIONAL SEAL IS AFFIXED HERETO IS A VIOLATION OF TITLE VII, SECT. 49-5.00 OF NEW YORK STATE LAW.
COPYRIGHT KAEYER, GARMENT & DAVIDSON ARCHITECTS & ENGINEERS, PC. ALL RIGHTS RESERVED.

Professional Seal

6	08/12/2021	Issued for Construction
5	06/25/2021	Issued for Permit
4	02/24/2021	Issued for Bid
3	02/10/2021	Issued for Review
2	05/14/2020	90% Construction Documents
1	02/21/2020	Design Development

No. Date Issue

Sheet Title

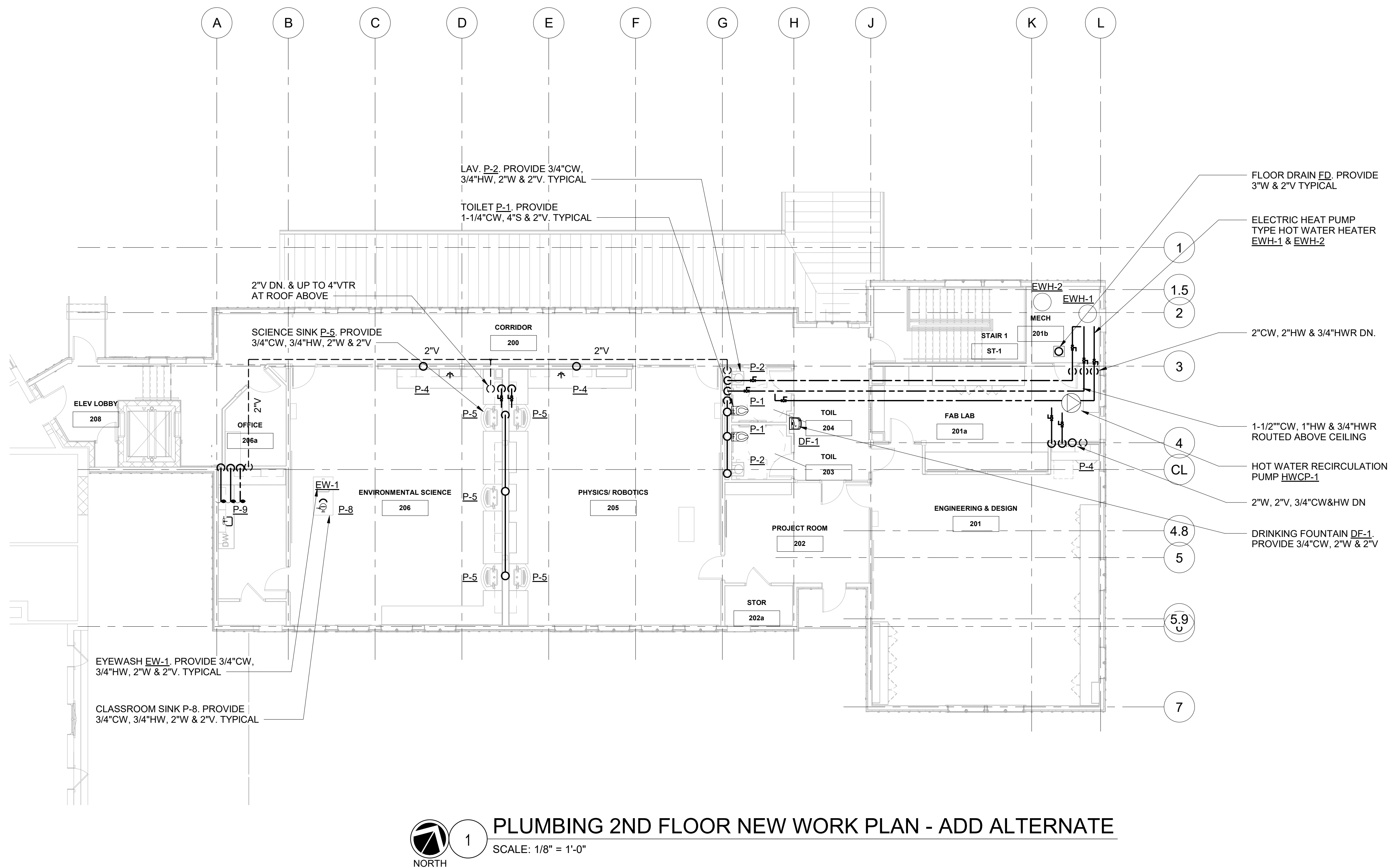
PLUMBING 2ND FLOOR NEW WORK
PLAN - BASE BID

Job No.	NKGD0214.00	Date	02/24/2021
Scale	AS NOTED	Drawn / Checked	Author / Checker

Sheet Number

P202A

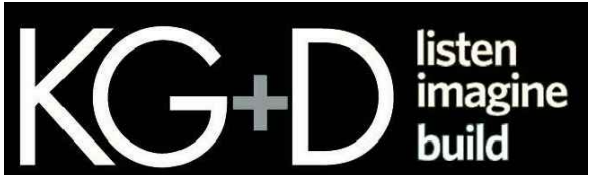
ISSUED FOR CONSTRUCTION



STREAM Center for
Experiential
Learning

SCHOOL OF THE HOLY
CHILD

2225 WESTCHESTER AVE,
RYE, NY



KG+D . ARCHITECTS PC
285 MAIN STREET MOUNT KISCO . NEW YORK . 10549
P-914.666.5900 KGDARCHITECTS.COM

OLA Consulting Engineers
50 Broadway,
Hawthorne, NY 10532
914.747.2800
8 West 38th Street,
Suite 501
New York, NY 10018
646.849.4110
olace.com

ISSUED FOR CONSTRUCTION

KEY PLAN

NOTE: ALL IDEAS, DESIGNS, ARRANGEMENTS AND PLANS INDICATED OR REPRESENTED BY THIS DRAWING ARE OWNED BY AND ARE THE PROPERTY OF KARTER, GARMENT & DAVIDSON ARCHITECTS, P.C. (KG&D), AND WERE CREATED FOR USE ON THIS PROJECT. NONE OF SUCH IDEAS, DESIGNS, ARRANGEMENTS OR PLANS SHALL BE USED BY OR DISCLOSED TO ANY PURPOSE WHATSOEVER WITHOUT THE WRITTEN PERMISSION OF (KG&D).

WRITTEN DIMENSIONS ON THIS DRAWING SHALL HAVE PRECEDENCE OVER SCALED DIMENSIONS. CONTRACTOR SHALL VERIFY ALL ACTUAL DIMENSIONS AND CONDITIONS ON THE JOB AND THE ARCHITECT MUST BE NOTIFIED OF ANY VARIATIONS FROM DIMENSIONS AND CONDITIONS SHOWN. SHOP DETAILS MUST BE SUBMITTED TO THIS OFFICE FOR APPROVAL BEFORE PROCEEDING WITH FABRICATION.

ALTERATIONS BY ANY PERSON, IN ANY WAY, OF ANY ITEM CONTAINED ON THIS DOCUMENT, UNLESS ACTING UNDER THE DIRECTION OF THE LICENSED ARCHITECT WHERE PROFESSIONAL SEAL IS AFFIXED HERETO, IS A VIOLATION OF TITLE V.A. SECT. 60.1 (b) OF NEW YORK STATE LAW.
COPYRIGHT KARTER, GARMENT + DAVIDSON ARCHITECTS & ENGINEERS, PC
ALL RIGHTS RESERVED.

Professional Seal

No.	Date	Issue
7	08/12/2021	Issued for Construction
6	06/25/2021	Issued for Permit
5	02/24/2021	Issued for Bid
4	02/10/2021	Issued for Review
3	5/14/2020	90% Construction Documents
2	2/21/2020	Design Development
1	12/18/2019	Schematic Design

Sheet Title

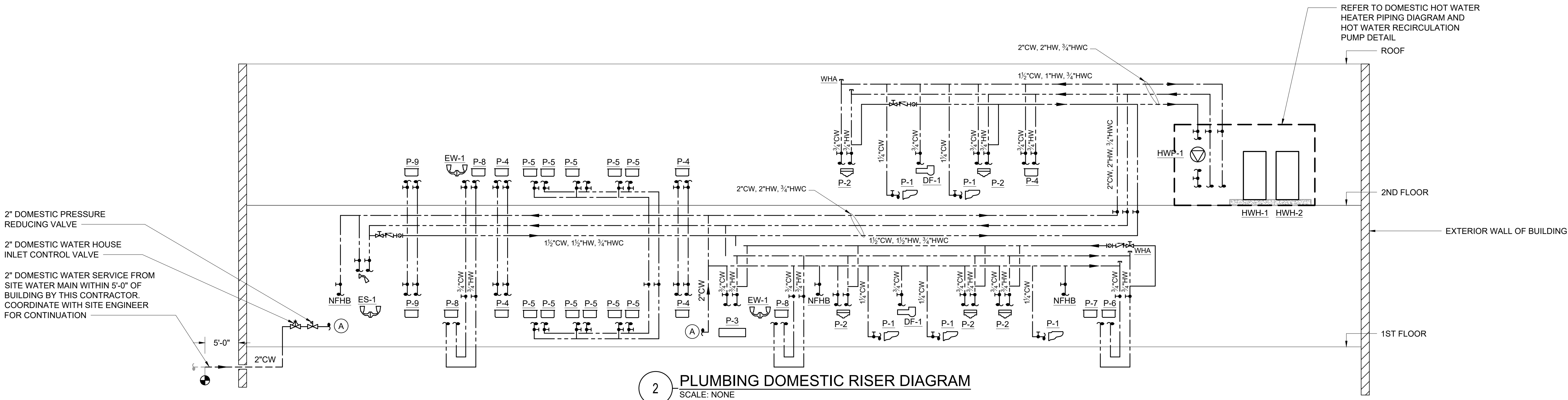
PLUMBING RISER
DIAGRAMS

Job No. NKGD0214.00 Date 06/25/2021

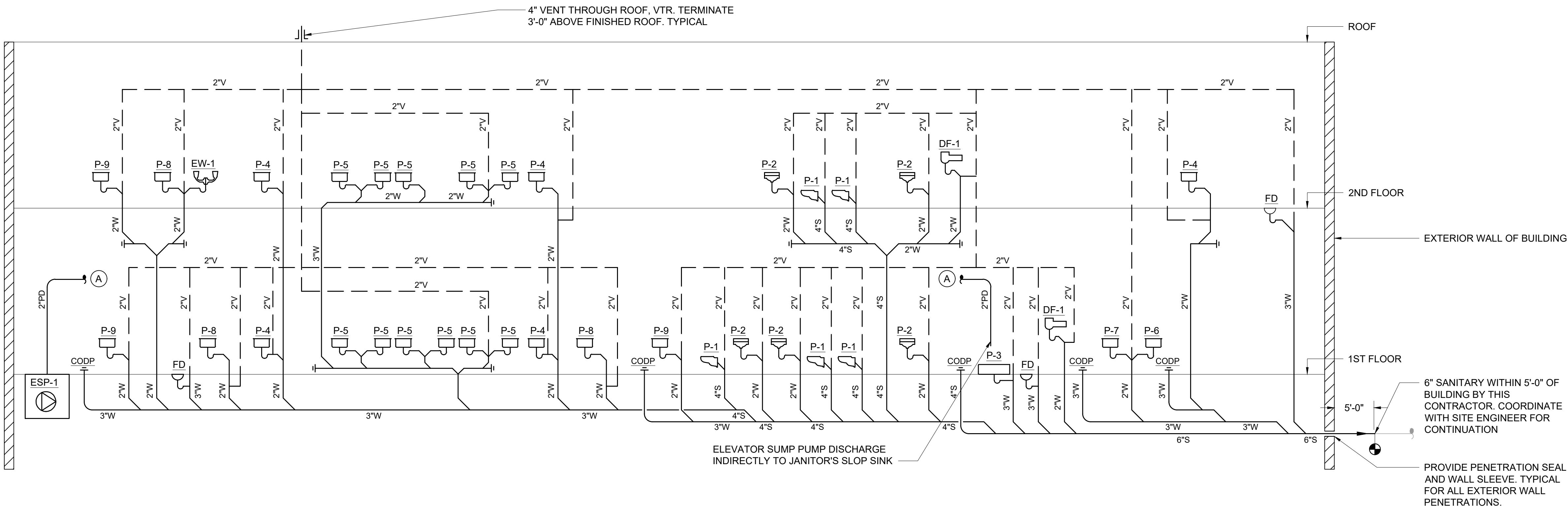
Scale AS NOTED Drawn / Checked AMB / RG

Sheet Number

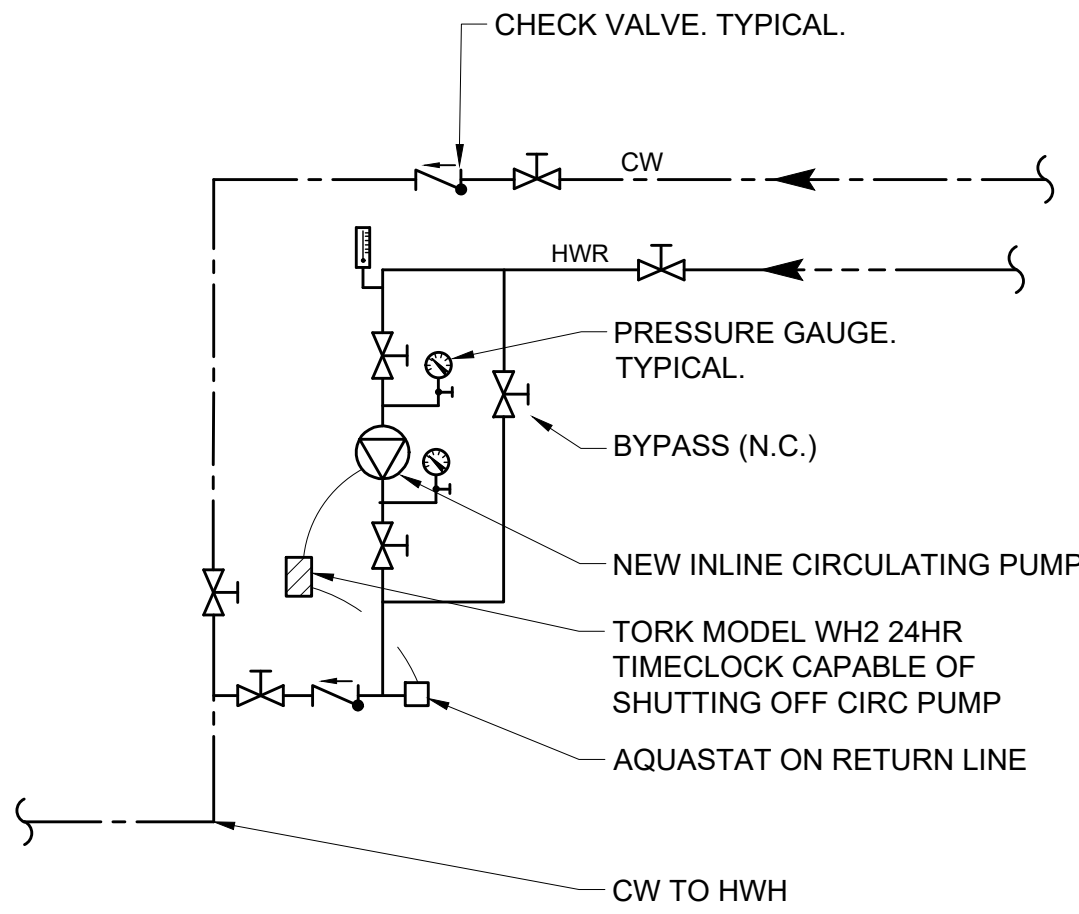
P501



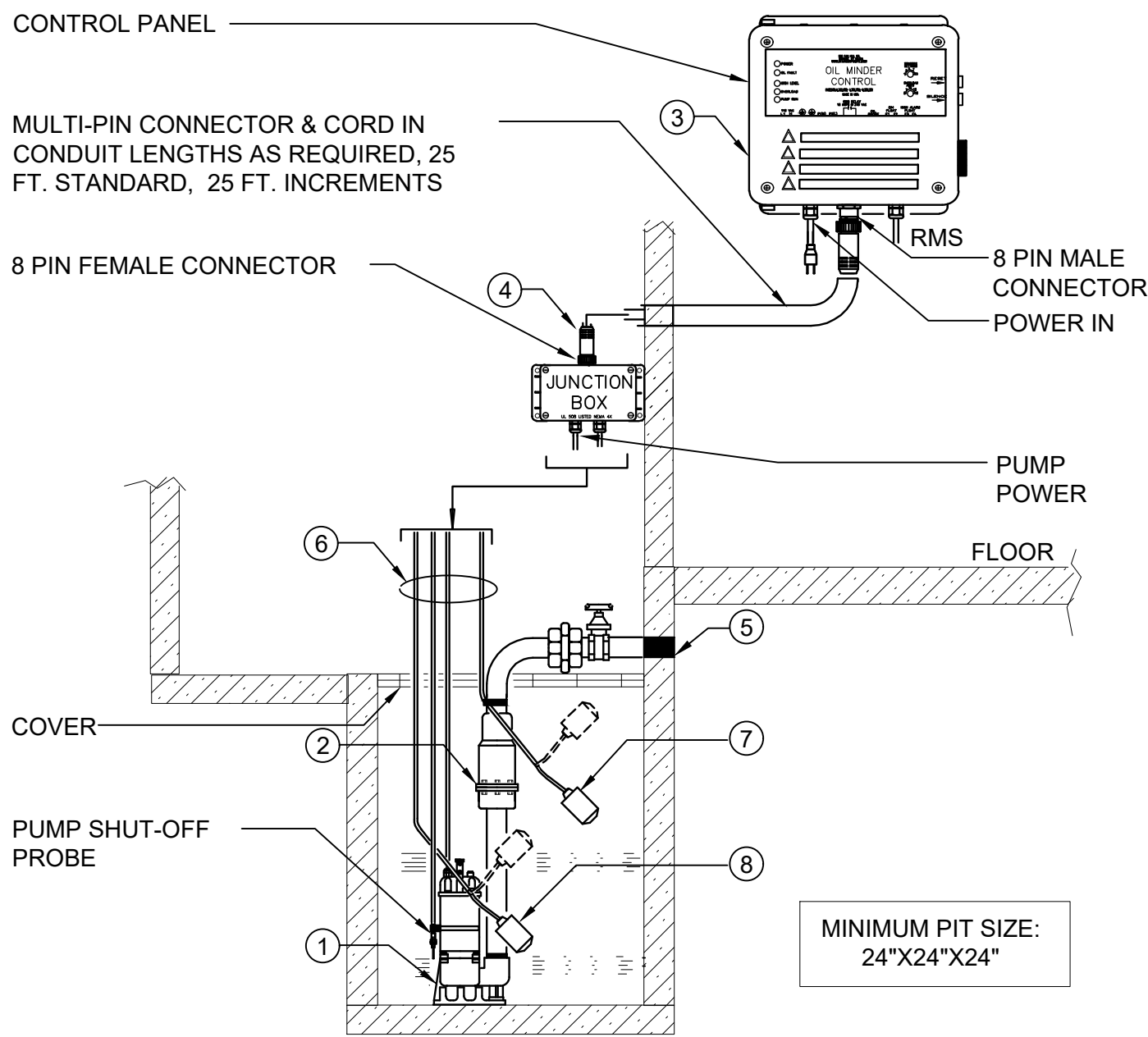
2 PLUMBING DOMESTIC RISER DIAGRAM
SCALE: NONE



1 PLUMBING SANITARY/VENT RISER DIAGRAM
SCALE: NONE

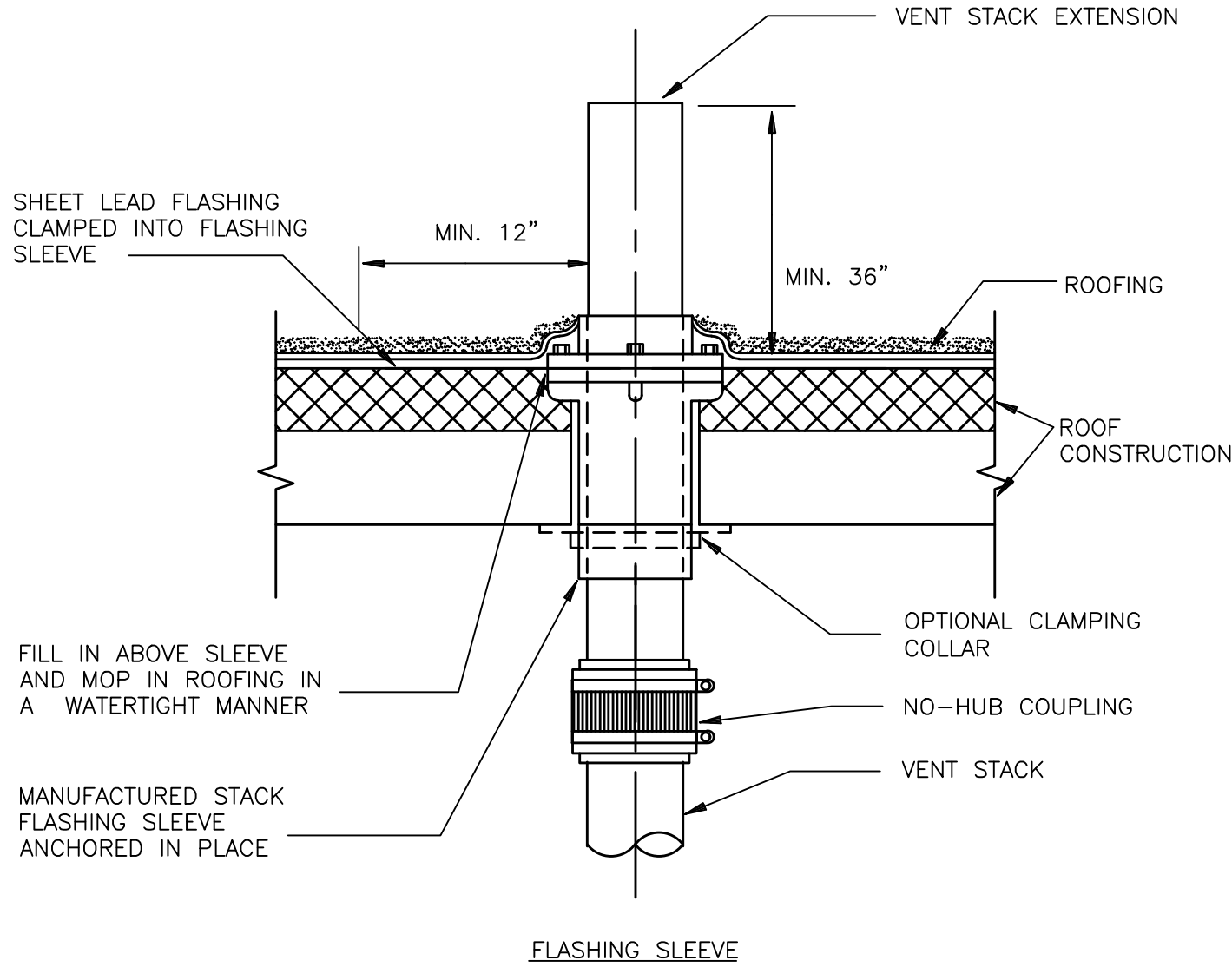


9 HOT WATER RECIRCULATION SCHEMATIC
SCALE: NONE



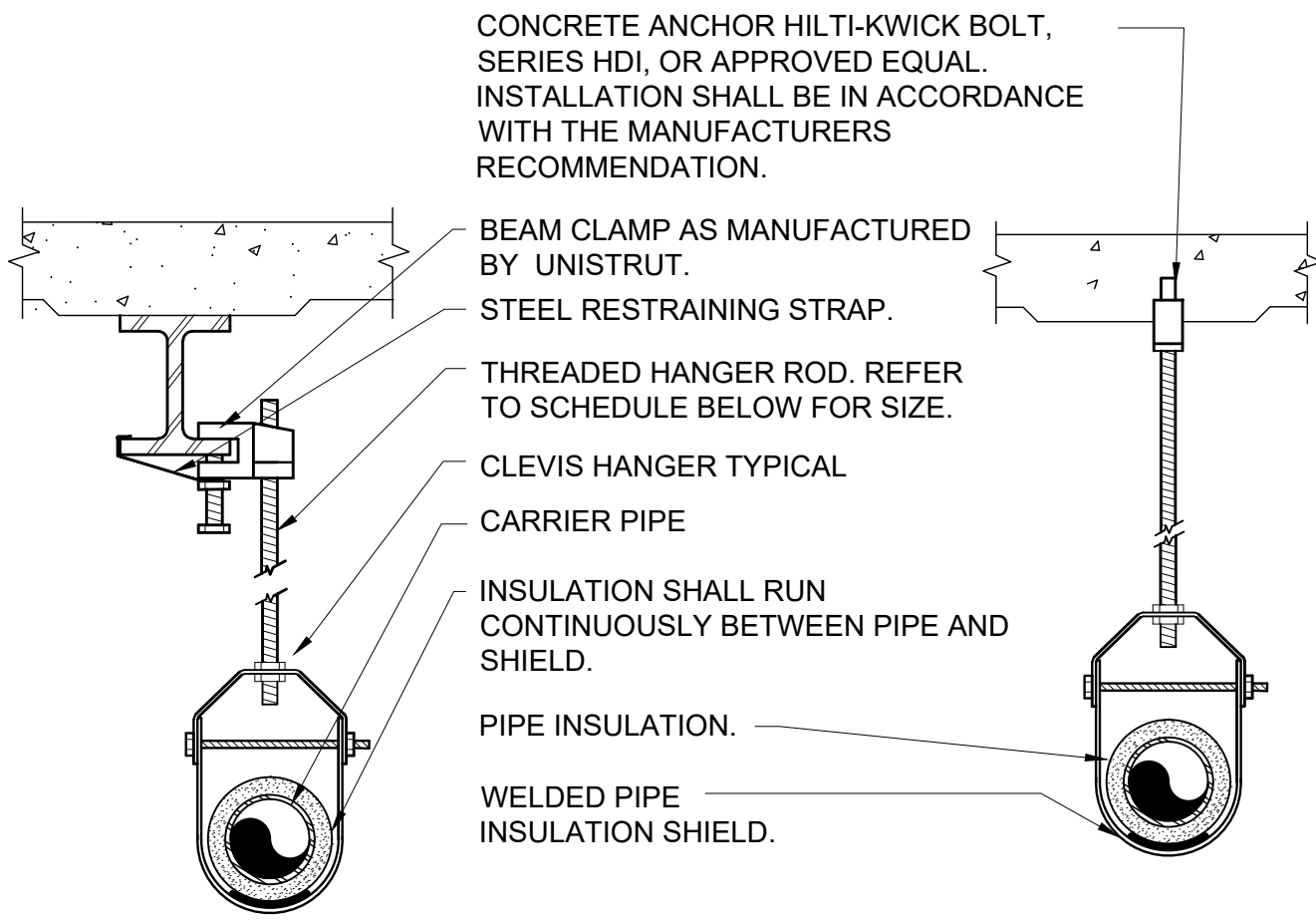
- 1.) STANCOR SUBMERSIBLE OIL-MINDER PUMP, 1 1/2" DISCHARGE CONNECTION.
- 2.) STANCOR CHECK VALVE.
- 3.) STANCOR OIL MINDER 115V, 1Ø CONTROL SYSTEM WITH OPTIONAL BUILT IN AUDIBLE AND VISUAL ALARM WHEN PUMP DOES NOT RUN DUE TO OIL IN PIT OR HIGH LIQUID ALARM. PROVIDE SILENCING BUTTON FOR AUDIBLE ALARM BUILT INTO PANEL. PANEL SHALL HAVE ADDITIONAL CONTACT FOR A REMOTE ALARM LOCATION. A JUNCTION BOX WILL BE PROVIDED WITH MULTI-PIN CONNECTOR & CORD IN LENGTHS AS REQUIRED, 25 FT. IS STANDARD, OPTIONAL 25 FT. INCREMENTS, LIGHTS FOR OIL SPILL, POWER, HIGH LIQUID LEVEL, OVERLOAD & PUMP RUN.
- 4.) JUNCTION BOX WILL BE PROVIDED WITH MULTI-PIN CONNECTOR AND CORD IN LENGTHS AS REQUIRED; 25 FT. IS STANDARD, OPTIONAL 25 FT. INCREMENTS AVAILABLE.
- 5.) ALL BURIED PUMP PRESSURE DISCHARGE PIPING SHALL BE PROTECTED WITH TAPECOAT CT CORROSION PROTECTION TAPE.
- 6.) OIL MINDER CABLE, POWER CABLE, PROBE CABLE, HIGH LIQUID ALARM CABLE & PUMP ON FLOAT CABLE.
- 7.) HIGH LIQUID ALARM FLOAT WITH CLAMP DEVICE TO MOUNT TO PUMP DISCHARGE PIPING.
- 8.) PUMP ON FLOAT.
- 9.) PROVIDE (2) 25 FT LENGTH MULTI-PIN CONNECTOR AND CORD FOR CONNECTION BETWEEN PUMP AND CONTROL PANEL.

7 ELEVATOR SUMP PUMP DETAIL
SCALE: NONE



NOTE: VENT STACK OUTLET TO BE 10 FT.(MIN) FROM ANY WALL OR STRUCTURE AND 3 FT.ABOVE STRUCTURE

4 VENT THRU ROOF DETAIL
SCALE: NONE

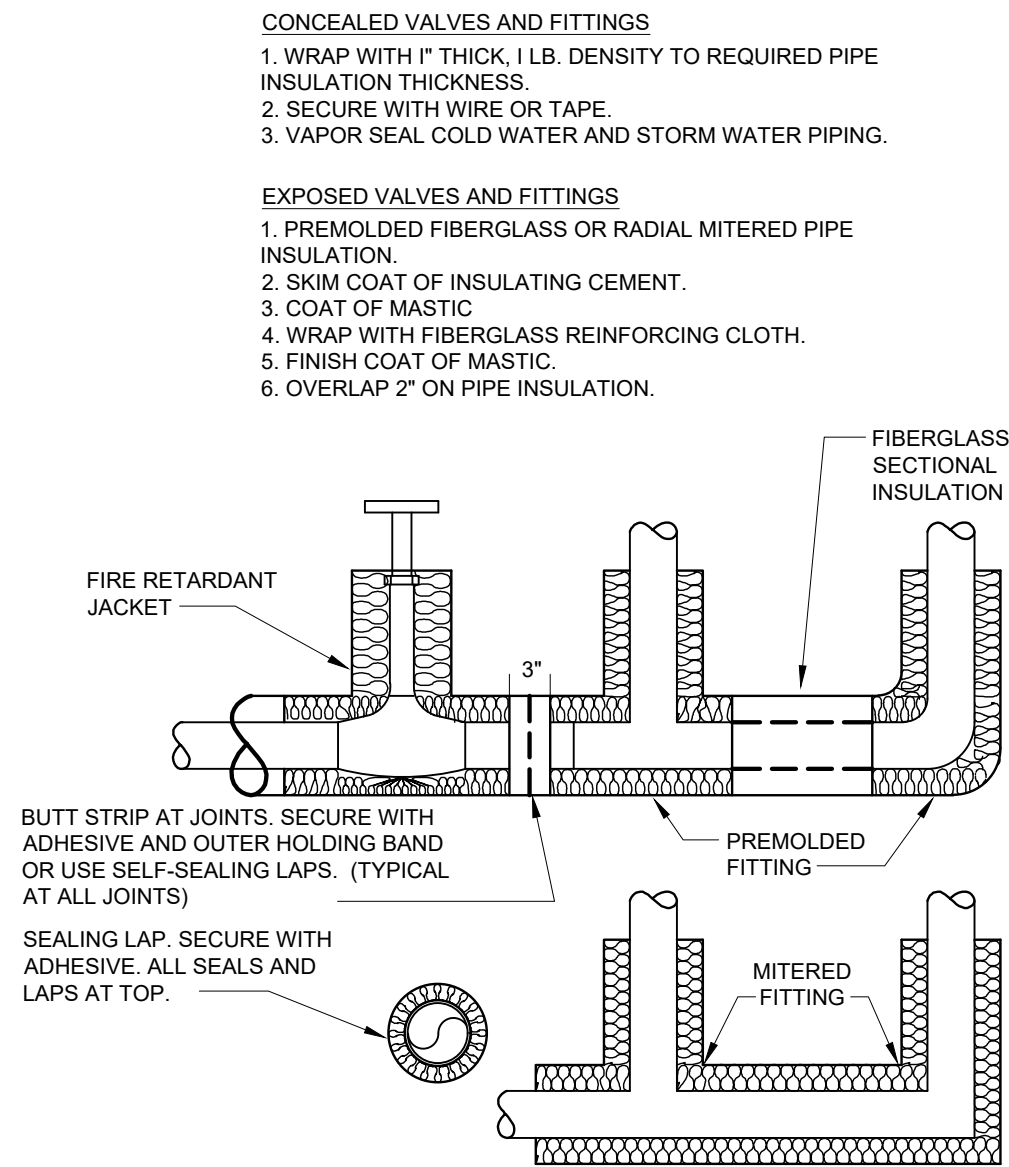


PIPE HANGER SCHEDULE					
PIPE DIA.	3/4"-2"	2 1/2"-3"	4"-5"	6"	8"-12"
HANGER DIA.	3/8"	1/2"	5/8"	3/4"	7/8"

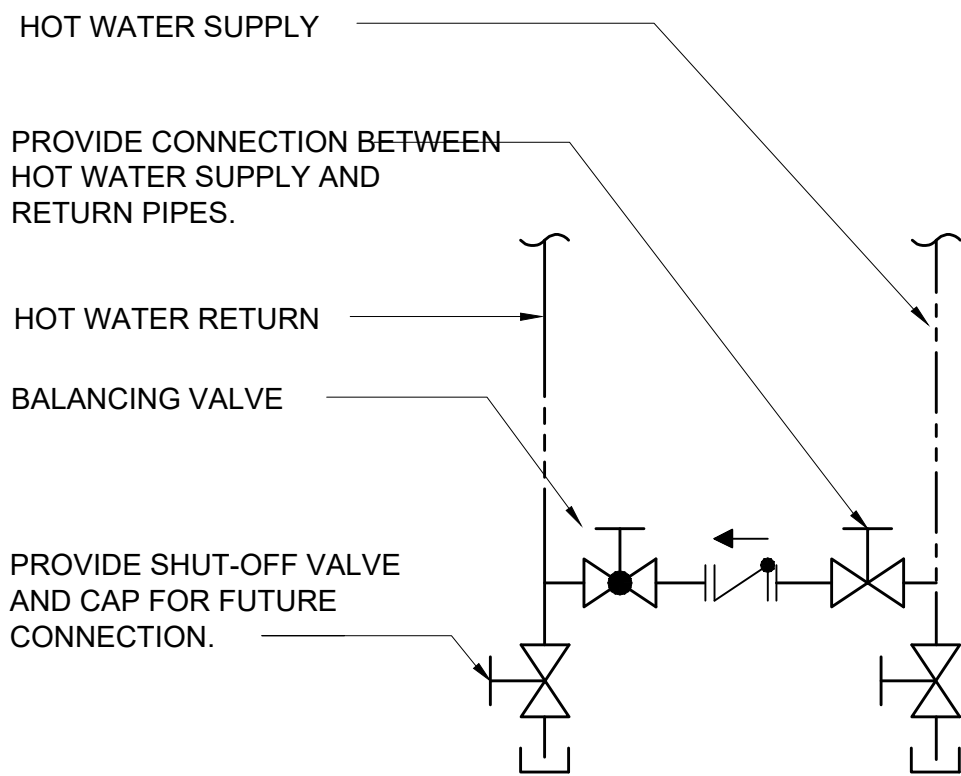
NOTES:

3. FOR NONINSULATED PIPE, INSULATION SHEILDS MAY BE OMITTED.
4. ALL PIPE HANGERS SHALL BE GALVANIZED STEEL OR FACTORY PAINTED BLACK WITH ENAMEL.
5. FOR NON FERROUS PIPING WITHOUT INSULATION, ALL HANGERS SHALL BE COPPER PLATED OR FURNISHED WITH A DI-ELECTRIC BETWEEN PIPE AND HANGERS.

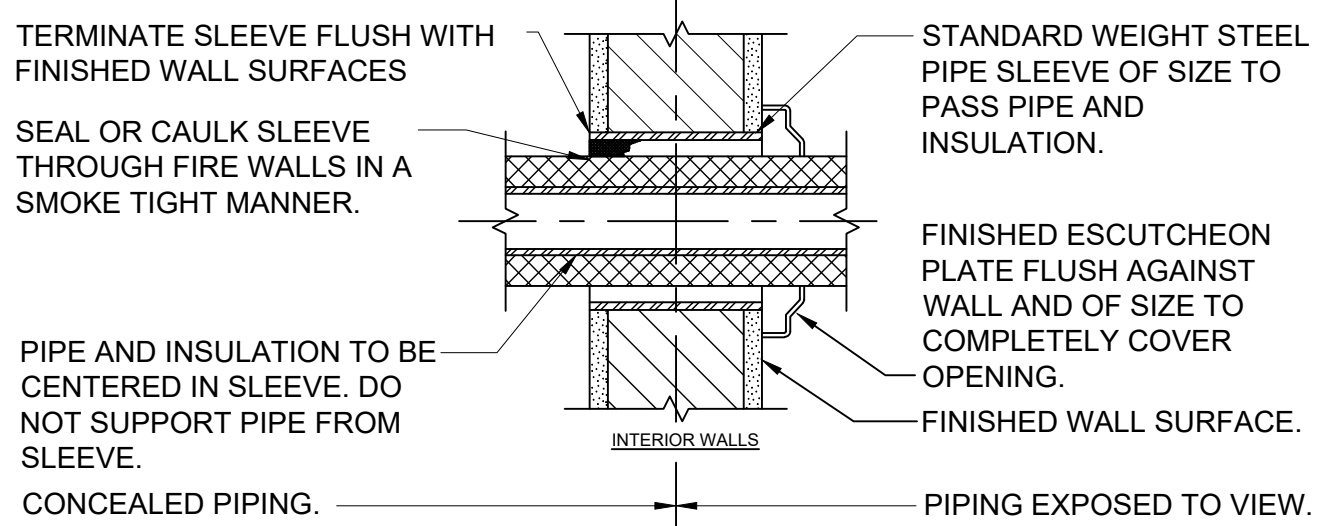
2 PIPE HANGER DETAIL
SCALE: NONE



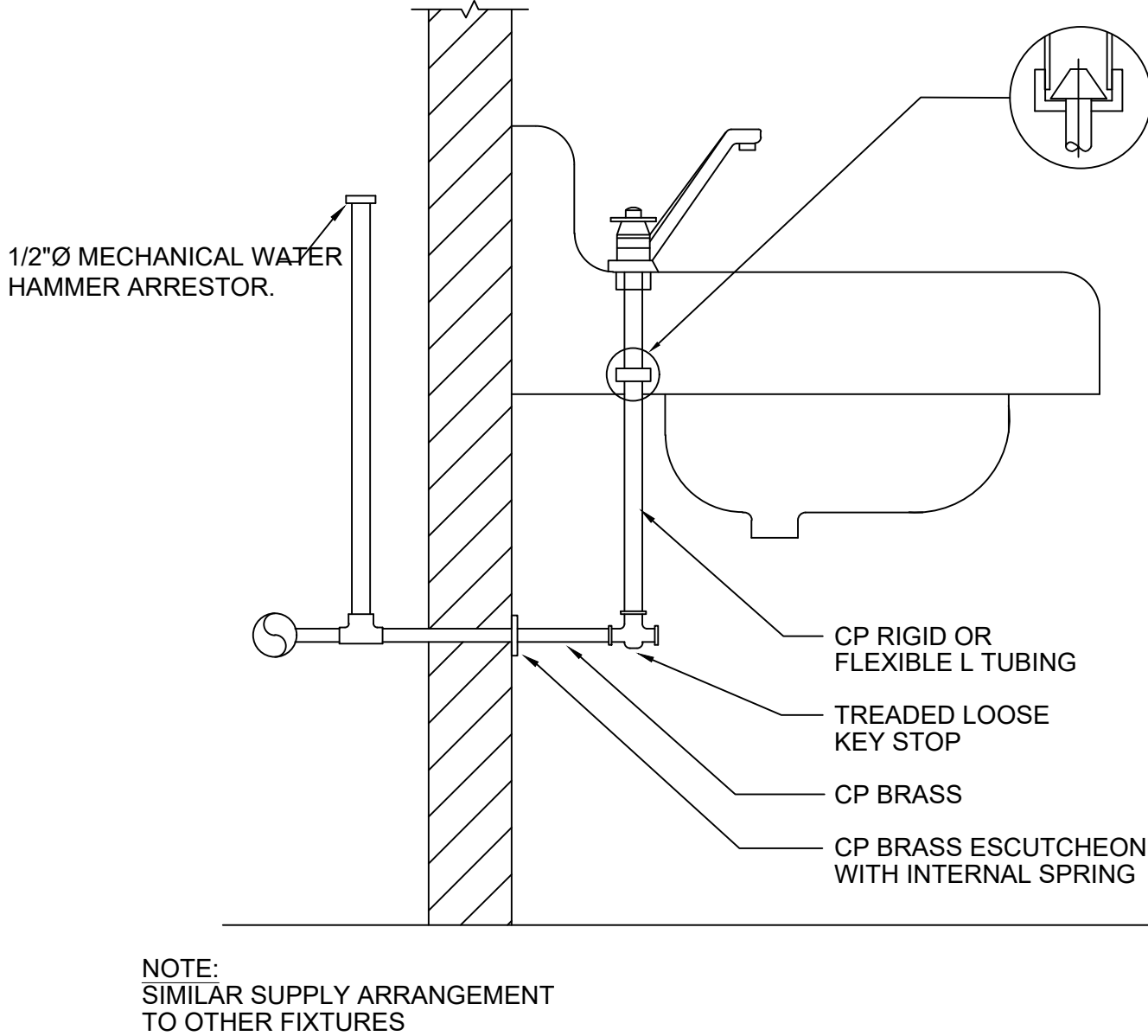
8 PIPE INSULATION DETAIL
SCALE: NONE



6 HOT WATER CONNECTION DETAIL
SCALE: NONE

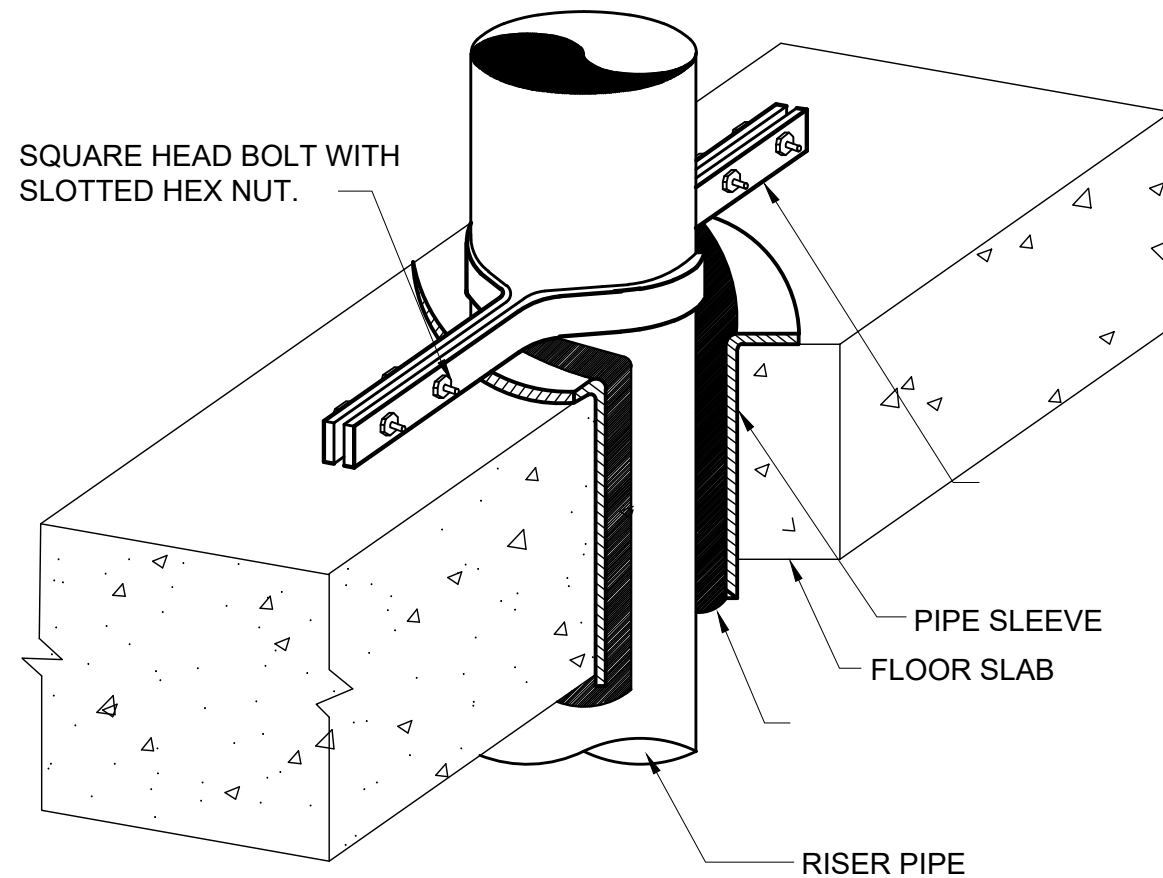


5 PIPE WALL SLEEVE DETAIL
SCALE: NONE



NOTE: SIMILAR SUPPLY ARRANGEMENT TO OTHER FIXTURES

3 TYPICAL LAVATORY CONNECTION
SCALE: NONE



1 VERTICAL PIPE SUPPORT DETAIL
SCALE: NONE

STREAM Center for Experiential Learning

SCHOOL OF THE HOLY CHILD

2225 WESTCHESTER AVE,
RYE, NY

KG+D listen imagine build
KG+D . ARCHITECTS PC
285 MAIN STREET MOUNT KISCO . NEW YORK . 10549
P:914.666.5900 KGDARCHITECTS.COM

OLA Consulting Engineers
50 Broadway,
Hawthorne, NY 10532
914.747.2800
8 West 38th Street,
Suite 501
New York, NY 10018
646.849.4110
olace.com

ISSUED FOR CONSTRUCTION

KEY PLAN

NOTE: ALL IDEAS, DESIGNS, ARRANGEMENTS AND PLANS INDICATED OR REPRESENTED BY THIS DRAWING ARE OWNED BY AND ARE THE PROPERTY OF KATYER, GARMENT & DAVIDSON ARCHITECTS, PC (KG&D), AND WERE CREATED FOR USE ON THIS PROJECT. NONE OF SUCH IDEAS, DESIGNS, ARRANGEMENTS OR PLANS SHALL BE USED BY OR DISCLOSED TO ANY PURPOSE WHATSOEVER WITHOUT THE WRITTEN PERMISSION OF (KG&D).

WRITTEN DIMENSIONS ON THIS DRAWING SHALL HAVE PRECEDENCE OVER SCALED DIMENSIONS. CONTRACTOR SHALL VERIFY ALL ACTUAL DIMENSIONS AND CONDITIONS ON THE JOB AND THE ARCHITECT MUST BE NOTIFIED OF ANY VARIATIONS FROM DIMENSIONS AND CONDITIONS SHOWN. SHOP DETAILS MUST BE SUBMITTED TO THIS OFFICE FOR APPROVAL BEFORE PROCEEDING WITH FABRICATION.

ALTERATIONS BY ANY PERSON, IN ANY WAY, OF ANY ITEM CONTAINED ON THIS DOCUMENT, UNLESS ACTING UNDER THE DIRECTION OF THE LICENSED ARCHITECT WHOSE PROFESSIONAL SEAL IS AFFIXED HERETO, IS A VIOLATION OF TITLE V&A, SECT. 60 (1) (b) OF NEW YORK STATE LAW.

COPYRIGHT MATTER, GARMENT & DAVIDSON ARCHITECTS & ENGINEERS, PC. ALL RIGHTS RESERVED.

Professional Seal

No.	Date	Issue
7	08/12/2021	Issued for Construction
6	06/25/2021	Issued for Permit
5	02/24/2021	Issued for Bid
4	02/10/2021	Issued for Review
3	5/14/2020	90% Construction Documents
2	2/21/2020	Design Development
1	12/18/2019	Schematic Design

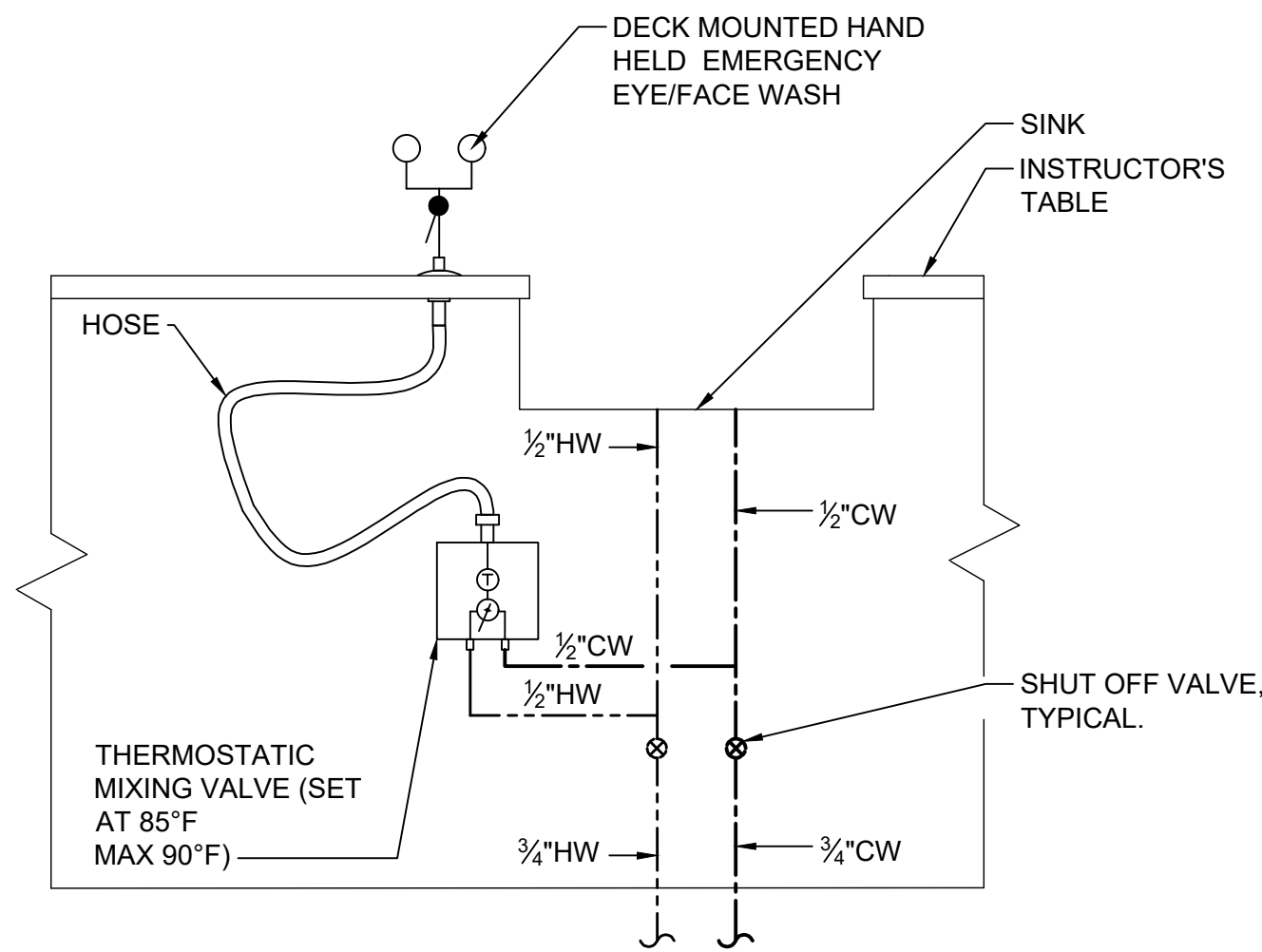
Sheet Title

PLUMBING DETAILS 1 OF 2

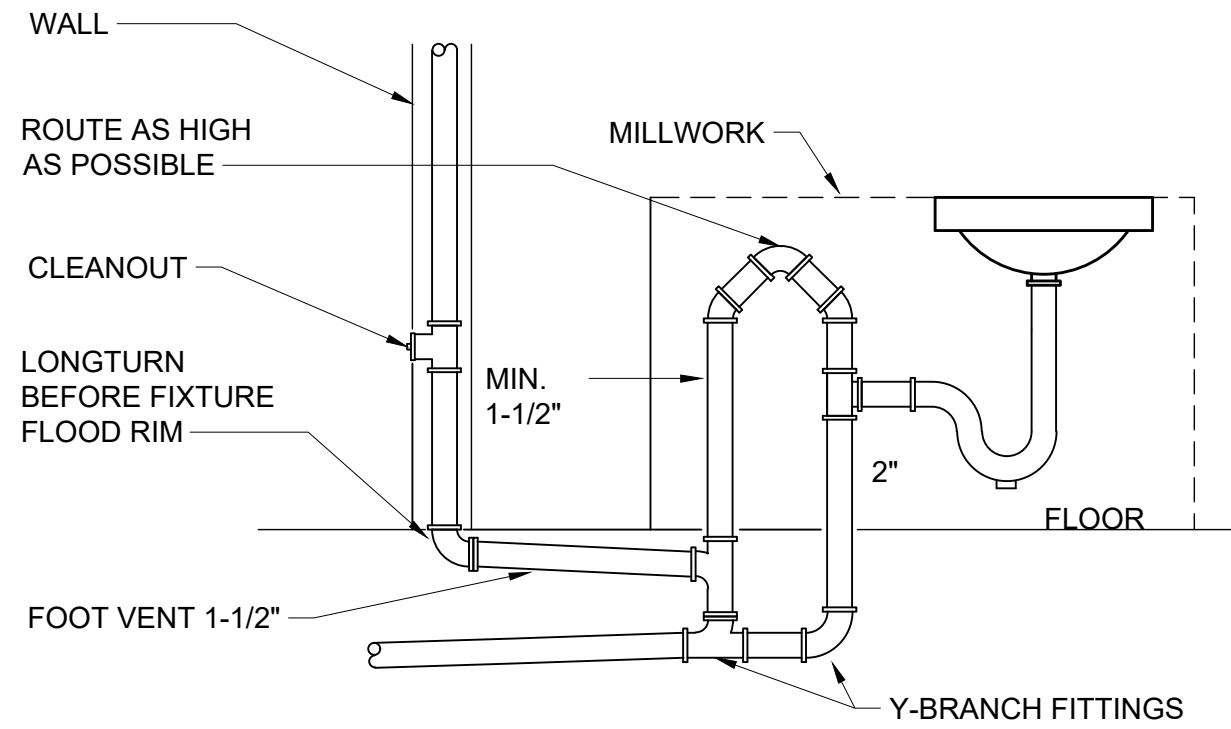
Job No. NKGD0214.00	Date 06/25/2021
Scale AS NOTED	Drawn / Checked AMB / RG

Sheet Number

P701

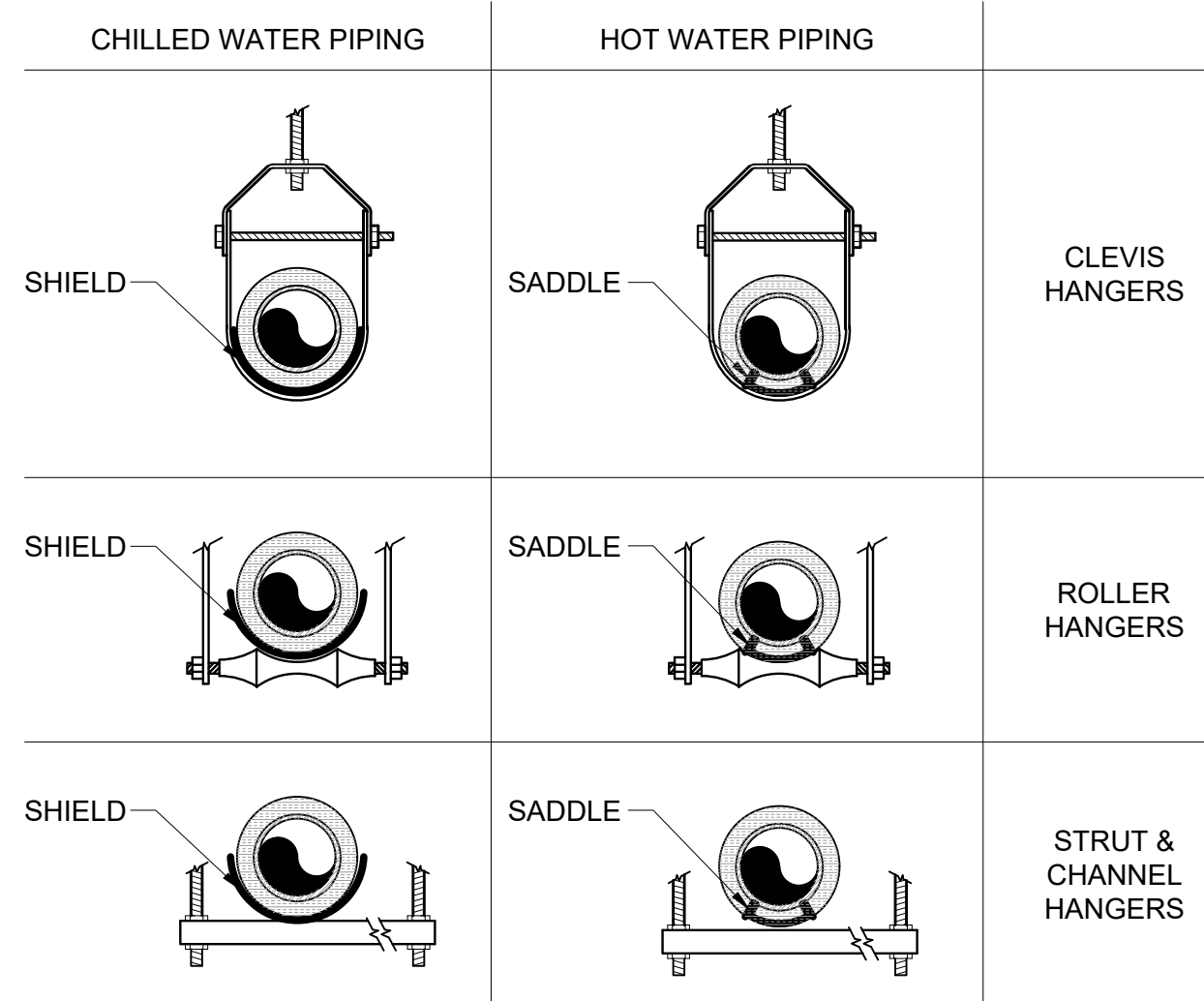


4 SCIENCE SINK DECK MOUNTED
HAND HELD EMERGENCY EYE/FACE WASH
SCALE: NONE



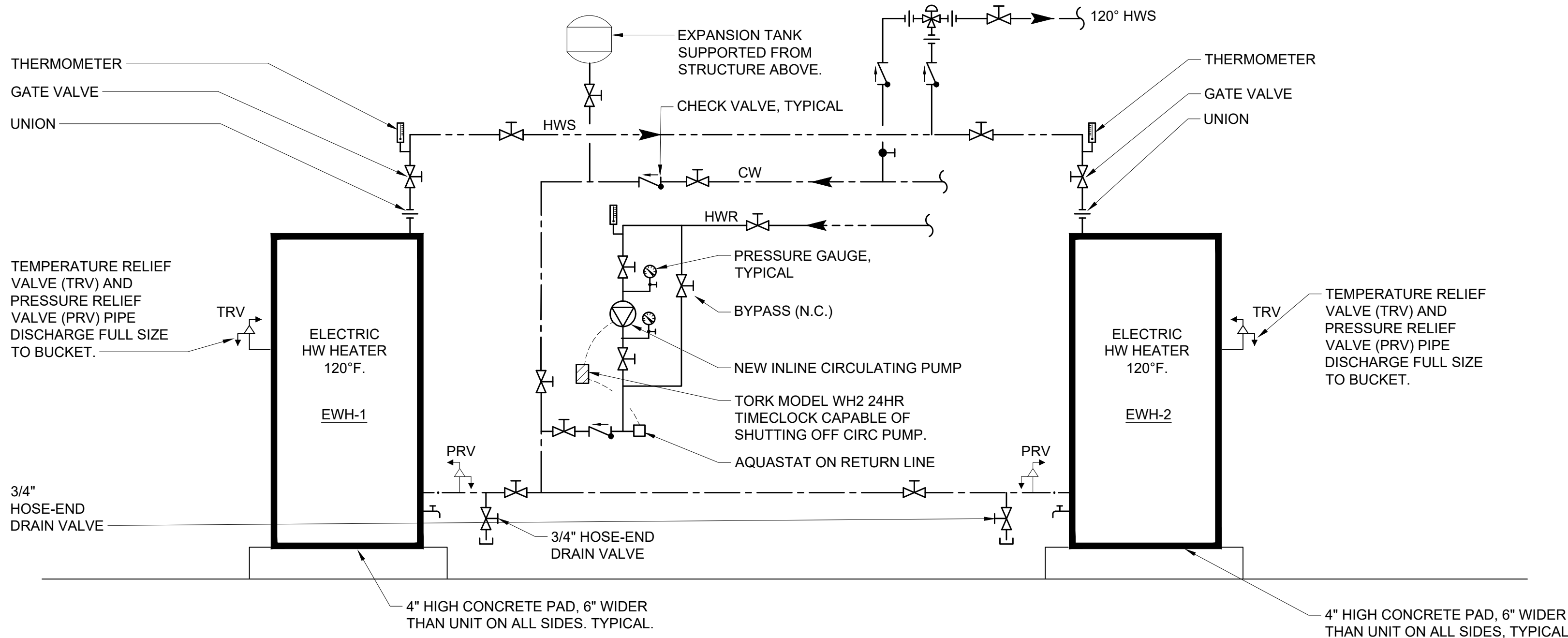
- NOTES:
1. THE RETURNED VENT SHALL BE CONNECTED TO THE HORIZONTAL DRAIN THROUGH A WYE BRANCH FITTING, AND SHALL IN ADDITION BE PROVIDED WITH A FOOT VENT TAKEN OFF THE VERTICAL FIXTURE VENT BY MEANS OF A WYE BRANCH FITTING IMMEDIATELY BELOW THE FLOOR. THIS FOOT VENT EXTENDS TO THE NEAREST PARTITION AND THENCE THROUGH THE ROOF TO THE OPEN AIR, OR MAY BE CONNECTED TO OTHER VENTS AT A POINT NOT LESS THAN (6) INCHES ABOVE THE FLOOD LEVEL RIM OF THE FIXTURE SERVED.
 2. DRAINAGE FITTINGS SHALL BE USED ON ALL PARTS OF THE VENT BELOW THE FLOOR LINE. THE FOOT VENT SHALL MAINTAIN A MINIMUM SLOPE OF ONE-QUARTER INCH PER FOOT BACK TO THE DRAIN. THE RETURN BEND USED UNDER THE DRAINBOARD SHALL BE A ONE PIECE FITTING, OR AN ASSEMBLY OF A 45°, A 90°, AND A 45° ELBOW IN THE ORDER NAMED.

3 ISLAND VENT PIPING
SCALE: NONE



- NOTES:
1. INSULATION ON ALL COLD SURFACES SHALL BE APPLIED WITH A CONTINUOUS, UNBROKEN VAPOR SEAL. HANGERS, SUPPORTS, ANCHORS, ETC., THAT ARE SECURED DIRECTLY TO COLD SURFACES SHALL BE ADEQUATELY INSULATED AND VAPOR SEALED TO PREVENT CONDENSATION.
 2. GALVANIZED METAL SHIELDS SHALL BE APPLIED BETWEEN HANGERS OR SUPPORTS AND THE PIPE INSULATION AS SHOWN ABOVE. SHIELDS SHALL BE FORMED TO FIT THE INSULATION AND SHALL EXTEND UP TO THE CENTERLINE OF THE PIPE.
 3. RIGID INSULATION INSERTS SHALL BE INSTALLED ON PIPE SIZES 1 1/2" (38 MM) OR LARGER AS SHOWN ABOVE. INSERTS SHALL BE OF EQUAL THICKNESS TO THE ADJOINING INSULATION AND SHALL BE PROVIDED WITH VAPOR RETARDER SEALS.

2 PIPE INSULATION SADDLE/SHIELD SCHEDULE
SCALE: NONE



1 HOT WATER HEATER SCHEMATIC
SCALE: NONE

STREAM Center for Experiential Learning

SCHOOL OF THE HOLY CHILD

2225 WESTCHESTER AVE,
RYE, NY

KG+D listen
imagine
build

KG+D . ARCHITECTS PC

285 MAIN STREET MOUNT KISCO . NEW YORK . 10549

P:914.666.5900

KGDArchitects.com

OLA Consulting Engineers

50 Broadway,
Hawthorne, NY 10532
914.747.2800

8 West 38th Street,
Suite 501
New York, NY 10018
646.849.4110

olace.com

ISSUED FOR CONSTRUCTION

KEY PLAN

NOTE: ALL IDEAS, DESIGNS, ARRANGEMENTS AND PLANS INDICATED OR REPRESENTED BY THIS DRAWING ARE OWNED BY AND ARE THE PROPERTY OF KATYER, GARMENT & DAVIDSON ARCHITECTS, PC (KG&D), AND WERE CREATED FOR USE ON THIS PROJECT. NONE OF SUCH IDEAS, DESIGNS, ARRANGEMENTS OR PLANS SHALL BE USED BY OR DISCLOSED TO ANY PURPOSE WHATSOEVER WITHOUT THE WRITTEN PERMISSION OF (KG&D).

WRITTEN DIMENSIONS ON THIS DRAWING SHALL HAVE PRECEDENCE OVER SCALED DIMENSIONS. CONTRACTOR SHALL VERIFY ALL ACTUAL DIMENSIONS AND CONDITIONS ON THE JOB AND THE ARCHITECT MUST BE NOTIFIED OF ANY VARIATIONS FROM DIMENSIONS AND CONDITIONS SHOWN. SHOP DETAILS MUST BE SUBMITTED TO THIS OFFICE FOR APPROVAL BEFORE PROCEEDING WITH FABRICATION.

ALTERATIONS BY ANY PERSON, IN ANY WAY, OF ANY ITEM CONTAINED ON THIS DOCUMENT, UNLESS ACTING UNDER THE DIRECTION OF THE LICENSED ARCHITECT WHOSE PROFESSIONAL SEAL IS AFFIXED HERETO, IS A VIOLATION OF TITLE V.A. SECT. 60 (1) (b) OF NEW YORK STATE LAW. COPYRIGHT KATYER, GARMENT & DAVIDSON ARCHITECTS & ENGINEERS, PC. ALL RIGHTS RESERVED.

Professional Seal

No.	Date	Issue
7	08/12/2021	Issued for Construction
6	06/25/2021	Issued for Permit
5	02/24/2021	Issued for Bid
4	02/10/2021	Issued for Review
3	5/14/2020	90% Construction Documents
2	2/21/2020	Design Development
1	12/18/2019	Schematic Design

Sheet Title

PLUMBING DETAILS 2 OF 2

Job No. NKGD0214.00	Date 06/25/2021
Scale AS NOTED	Drawn / Checked AMB / RG
Sheet Number P702	