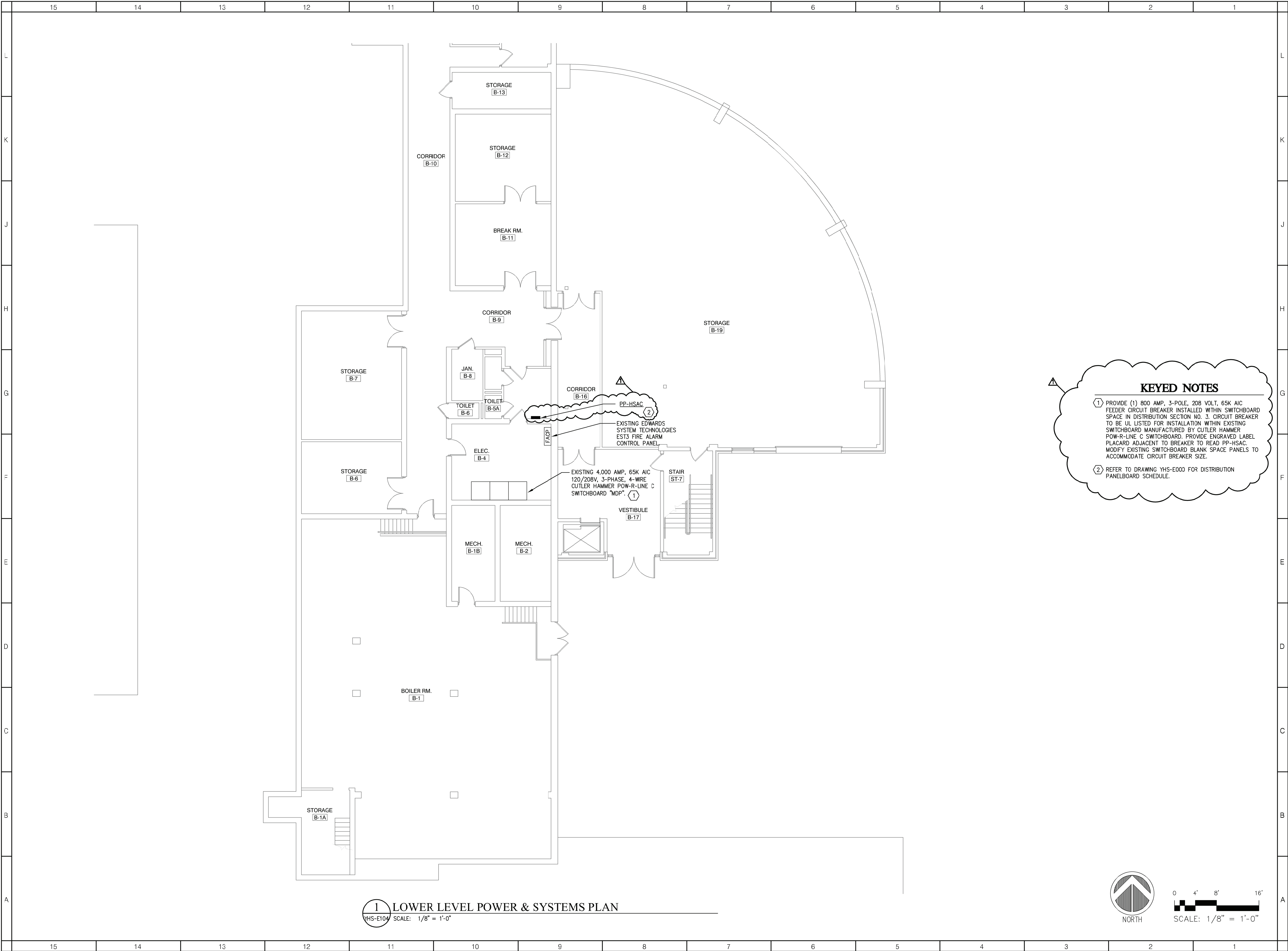


	15	14	13	12	11	10	9	8	7	6	5	4	3	2	1	
L																
K																
J																
H																
G																
F																
E																
D																
C																
B																
A																
	15	14	13	12	11	10	9	8	7	6	5	4	3	2	1	


LIGHTING	
	L*
CEILING MOUNTED 2ft. x 4ft. LED LIGHTING FIXTURE CAPITAL LETTER AND NUMERAL INDICATES FIXTURE TYPE (REFER TO LIGHTING FIXTURE SCHEDULE ON DRAWING YHS-E500)	
	L*
CEILING RECESSED LED 4ft. LINEAR LIGHTING FIXTURE -CAPITAL LETTER AND NUMERAL INDICATES FIXTURE TYPE -(REFER TO LIGHTING FIXTURE SCHEDULE ON DRAWING YHS-E500)	
	ES
CEILING OR WALL MOUNTED EXIT SIGN. -CAPITAL LETTERS AND NUMERAL INDICATES FIXTURE TYPE -ARROW INDICATES DIRECTION OR EXIT PATH -SHADING INDICATES ILLUMINATION -(REFER TO LIGHTING FIXTURE SCHEDULE ON DRAWING YHS-E500)②	
	\$L3
LOW VOLTAGE WHITE BUTTON STATION WITH ON/OFF, RAISE AND LOWER BUTTONS ACUITY nPODM DX OR APPROVED EQUAL.⑤	
	\$L6
LOW VOLTAGE WHITE BUTTION STATION WITH (2) ON/OFF AND (2) RAISE LOWER BUTTONS ACUITY nPODM 2P DX OR APPROVED EQUAL.⑤	
	LC
ACUITY nLIGHTING nPPI6D DIMMING RELAY POWER PACK CEILING. SEE DETAILS ON DRAWINGS YHS-E500 FOR WIRING REQUIREMENTS.	
	nM
ACUITY nCM PD19 OR 10 CEILING MOUNTED OCCUPANCY SENSOR - SEE DETAILS ON DRAWINGS YHS-E500 FOR WIRING REQUIREMENTS.	
	EM*
WALL MOUNTED EMERGENCY LIGHTING BATTERY UNIT. CAPITAL LETTERS AND NUMERAL INDICATES FIXTURE TYPE. (REFER TO LIGHTING FIXTURE SCHEDULE ON DRAWING YHS-E500).②	
REMOVALS	
	JUNCTION BOX
	EUV
	ERTU
	DISCONNECT ELECTRIC TO MOTOR AND REMOVE IN ITS ENTIRETY BACK TO SOURCE
	FIRE ALARM DUCT SMOKE DETECTOR
	FIRE ALARM SMOKE DETECTOR
	FIRE ALARM MANUAL PULL STATION
	FIRE ALARM COMBINATION AUDIO/VISUAL DEVICE
	PENDANT CEILING MOUNTED HID HIGHBAY LIGHTING FIXTURE
	RECESSED CEILING MOUNTED 2ft. x 4ft. FLUORESCENT LIGHTING FIXTURE.
	WALL MOUNTED EMERGENCY LIGHTING BATTERY UNIT
	CEILING MOUNTED EXIT SIGN
	WALL MOUNTED EXIT SIGN
	LIGHTING SWITCH
	CEILING MOUNTED WIRELESS DATA ACCESS POINT
	SECURITY CAMERA
	PUBLIC ADDRESS SYSTEM CEILING SPEAKER
MOUNTING HEIGHTS	
UNLESS OTHERWISE NOTED, MOUNT DEVICES AND EQUIPMENT AT HEIGHTS MEASURED FROM FINISHED FLOOR TO DEVICE/ EQUIPMENT CENTERLINE AS LISTED BELOW. COORDINATE DEVICE LOCATIONS WITH ARCHITECTURAL ELEVATIONS PRIOR TO ROUGH-IN. WHERE STRUCTURAL OR OTHER INTERFERENCE'S PREVENT COMPLIANCE WITH MOUNTING HEIGHTS LISTED BELOW, CONSULT OWNER'S REPRESENTATIVE FOR APPROVAL TO CHANGE LOCATION BEFORE INSTALLATION.	
DISCONNECT SWITCH HANDLE, UON	48"

POWER & SYSTEMS	
	DISCONNECT SWITCH, RATINGS AS INDICATED ON FLOOR PLANS
	CONDUIT WITH CONDUCTORS
	MOTOR (FURNISHED AND INSTALLED BY MC, LINE VOLTAGE WRING BY EC)
	BRANCH CIRCUIT HOMERUN TO PANELBOARD. NUMBER OF ARROWS INDICATES NUMBER OF CIRCUITS. CAPITAL LETTER WITH NUMERALS INDICATE PANEL DESIGNATION AND NUMERAL INDICATES PANEL CIRCUIT BREAKER NUMBER. STANDALONE NUMBER INDICATES PANELBOARD CIRCUIT NUMBER.
	HVAC ROOFTOP UNIT, (PROVIDED UNDER MC CONTRACT, LINE VOLTAGE WRING BY EC) UNIT HAS INTEGRAL 120 VOLT GFCI RECEPTACLE.
	DISTRIBUTION POWER PANELBOARD
	DUPLEX RECEPTACLE
	EXISTING SURFACE MOUNTED PANELBOARD
	EXISTING RECESS MOUNTED PANELBOARD
	EXISTING FIRE ALARM SYSTEM CONTROL PANEL.①
	FIRE ALARM DUC <sup>-</sup> SMOKE DETECTOR WITH 120V ELECTRIC HEATER LOCATED IN HVAC DUCT WORK. FURNISH TO MC FOR INSTALLATION INTO DUCTWORK. ** = EQUIPMENT DESIGNATION. SEE NOTE -①
	MANUAL DISCONNECT SNAP SWITCH
	FIRE ALARM FAN SHUT-DOWN RELAY①
	FIRE ALARM SMOKE DETECTOR①
	FIRE ALARM MANJAL PULL STATION①
	FIRE ALARM COMBINATION SPEAKER/SSTROBE DEVICE. SEE NOTE - XXcd = STROBE CANDELA RATING①
	REINSTALL EXISTING PUBLIC ADDRESS SYSTEM CEILING SPEAKER
	REINSTALL EXISTING SECURITY CAMERA
	REINSTALL EXISTING CEILING MOUNTED WIRELESS DATA ACCESS POINT
	WALL MOUNTED 15" ROUND WIRELESS BRG MASTER CLOCK
	WALL MOUNTED PUBLIC ADDRESS SYSTEM HORN SPEAKER③
	WALL MOUNTED BUILDING LOCK DOWN VISUAL INDICATOR DEVICE (AMBER COLOR)④
	PRIMARY CODE-CONTROL STATION (FURNISHED BY GC, INSTALLED AND WIRED BY EC)
	SECONDARY KEY CONTROL STATION (FURNISHED BY GC, INSTALLED AND WIRED BY EC)
	SP-XFMR VOLTAGE TRANSFORMER (FURNISHED BY GC, INSTALLED AND WIRED BY EC)
	PIR SENSOR (FURNISHED BY GC, INSTALLED AND WIRED BY EC)
GENERAL NOTES - INSTALLATION	
<ol style="list-style-type: none"><li>NEW BRANCH CIRCUITRY SHALL BE INSTALLED ABOVE CEILING WHERE POSSIBLE, AS HIGH AS POSSIBLE.</li><li>ALL EQUIPMENT SHOWN ON REMOVALS PLANS SHALL BE REMOVED, UNLESS OTHERWISE NOTED. REMOVE ONLY ASSOCIATED WIRING WITHIN ROOM. ASSOCIATED EXISTING BRANCH CIRCUIT WIRING HOMERUN BACK TO PANEL IN EACH ROOM SHALL REMAIN FOR CONNECTION TO NEW LIGHTING BRANCH CIRCUIT WIRING SHOWN, UNLESS OTHERWISE NOTED.</li><li>COORDINATE ALL CONDUIT RUNS WITH OTHER TRADES PRIOR TO ROUGH-IN. RELOCATE ANY CONDUITS AS NECESSARY TO PERMIT INSTALLATION OF DUETWORK OR PIPING.</li><li>INSTALL ALL CIRCUITING CONCEALED INSIDE WALL CAVITY WHERE EVER POSSIBLE. PROVIDE SURFACE MOUNTED BACKBOXES AND RACEWAY FOR WIRING DEVICES LOCATED ON EXISTING SOLID WALL CONSTRUCTION. PROVIDE SHALLOW TYPE BACKBOXES FOR SURFACE MOUNTED POWER AND SWITCHING APPLICATIONS. REFER TO ARCHITECTURAL PLANS FOR WALL TYPES.</li><li>FIRESTOP ALL LOW VOLTAG<sup>e</sup> SLEEVES AND PENETRATIONS AFTER INSTALLATION OF CABLE.</li><li>PROVIDE OPEN TOP CABLE HANGERS 4' ON CENTER SUPPORTED TO SUPPORT ALL LOW VOLTAGE CABLING ABOVE ACCESSIBLE CEILINGS. PROVIDE SEPARATE CABLE HANGERS FOR FIRE ALARM CABLING. INSTALL ALL EXPOSED CABLES IN EMT CONDUIT OR SURFACE RACEWAY IN FINISHED AREAS.</li><li>ALL LOW VOLTAGE CABLING SHALL BE PLENUM RATED.</li><li>OBTAIN WIRING AND INSTALLATION DIAGRAMS FOR ALL ELECTRICAL CONNECTIONS TO</li></ol>	





ARCHITECT



NEW YORK OKLAHOMA NORTH CAROLINA  
TEXAS COLORADO

KSQ Design  
215 West 40th Street | 15th Floor  
New York, NY 10018  
914.682.3700 office  
www.ksq.design

Owner

Yorktown Central School District  
2725 Crompond Road  
Yorktown Heights, NY 10598  
914 243 8000 office

Construction Manager

Arris Contracting Co.  
189 Smith Street  
Poughkeepsie, NY 12601  
845 473 6300 office  
845 473 1453 fax

MEP Engineer

DELTA Engineers, Architects, & Land  
Surveyors, DPC  
220 Harborside Dr, Suite #202  
Schenectady, NY 12305  
518.690.0046 office

Structural Engineer

Clapper Structural Engineering, PLLC  
160 Partition Street  
Saugerties, New York 12477  
845.943.9601 office  
www.clapperstructural.com

Civil Engineer

The Chazen Companies  
547 River Street  
Troy, New York 12180  
518.266.7323 office  
www.chazencompanies.com

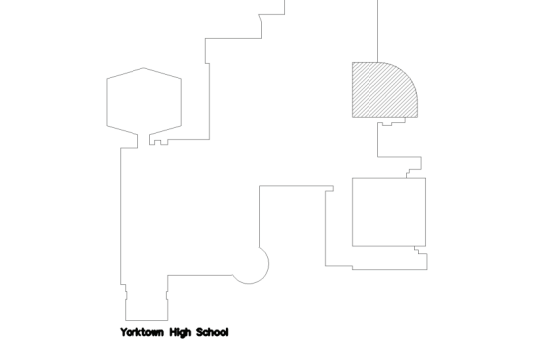
KEYED NOTES

1 PROVIDE (1) 800 AMP, 3-POLE, 208 VOLT, 65K AIC FEEDER CIRCUIT BREAKER INSTALLED WITHIN SWITCHBOARD SPACE IN DISTRIBUTION SECTION NO. 3. CIRCUIT BREAKER TO BE UL LISTED FOR INSTALLATION WITHIN EXISTING SWITCHBOARD MANUFACTURED BY CUTLER HAMMER POW-R-LINE C SWITCHBOARD. PROVIDE ENGRAVED LABEL PLACARD ADJACENT TO BREAKER TO READ PP-HSAC. MODIFY EXISTING SWITCHBOARD BLANK SPACE PANELS TO ACCOMMODATE CIRCUIT BREAKER SIZE.


2 REFER TO DRAWING YHS-E000 FOR DISTRIBUTION PANELBOARD SCHEDULE.

SED CONTROL NUMBERS

YHS - #68-24-02-06-0-005-028  
MS - #68-24-02-06-0-007-027  
CES - #68-24-02-06-0-003-022  
MES - #68-24-02-06-0-004-025  
BES - #68-24-02-06-0-002-020



Yorktown High School



DISTRICT WIDE  
IMPROVEMENTS 2020  
PHASE II

YORKTOWN HIGH SCHOOL  
2727 CROMPOND RD.  
YORKTOWN HEIGHTS, NY 10598

REVISIONS

No.	Description	Date
1.	ADDENDUM 3	11/22/2021

ISSUED: BID ISSUE

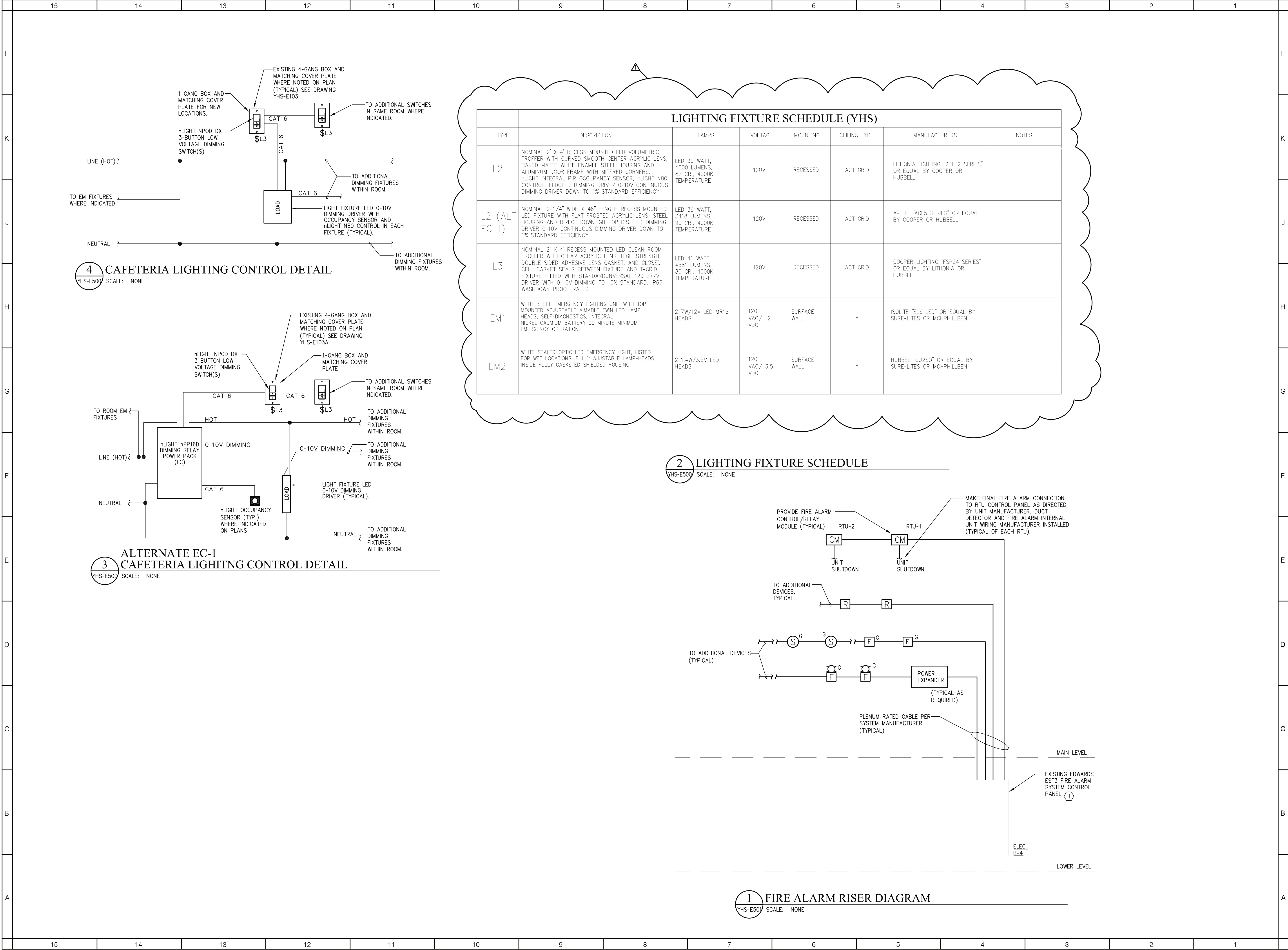
DATE: 10/25/2021

SCALE: AS NOTED

SHEET NAME:  
LOWER LEVEL  
POWER & SYSTEMS PLAN

SHEET NUMBER:  

YHS-E104



ARCHITECT



NEW YORK OKLAHOMA NORTH CAROLINA TEXAS COLORADO

**KSQ Design**  
215 West 40th Street | 15th Floor  
New York, NY 10018  
914.682.3700 office  
www.ksq.design

**Owner**  
**Yorktown Central School District**  
2725 Crompond Road  
Yorktown Heights, NY 10598  
914 243 8000 office

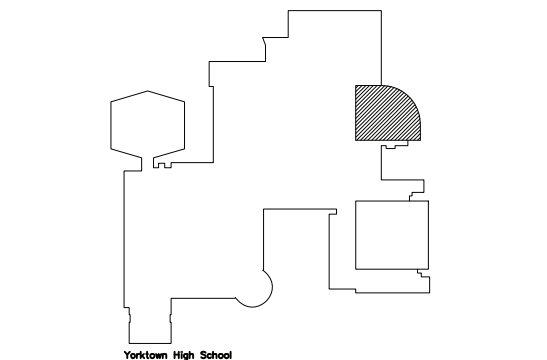
**Construction Manager**  
Arris Contracting Co.  
189 Smith Street  
Poughkeepsie, NY 12601  
845 473 6300 office  
845 473 1453 fax

**MEP Engineer**  
DELTA Engineers, Architects, & Land  
Surveyors, DPC  
220 Harborside Dr, Suite #202  
Schenectady, NY 12305  
518.690.0046 office

**Structural Engineer**  
Clapper Structural Engineering, PLLC  
160 Partition Street  
Saugerties, New York 12477  
845.943.9601 office  
www.clapperstructural.com

**Civil Engineer**  
The Chazen Companies  
547 River Street  
Troy, New York 12180  
518.266.7323 office  
www.chazencompanies.com

**SED CONTROL NUMBERS**  
YHS - #66-24-02-06-0-005-028  
MS - #66-24-02-06-0-007-027  
CES - #66-24-02-06-0-003-022  
MES - #66-24-02-06-0-004-025  
BES - #66-24-02-06-0-002-020



DISTRICT WIDE  
IMPROVEMENTS 2020  
PHASE II

YORKTOWN HIGH SCHOOL  
2727 CROMPOND RD.  
YORKTOWN HEIGHTS, NY 10598

REVISIONS		
No.	Description	Date
1.	ADDENDUM 3	11/22/2021

**ISSUED:** BID ISSUE  
**DATE:** 10/25/2021  
**SCALE:** AS NOTED  
**SHEET NAME:**  
RISER DIAGRAMS &  
DETAILS

**SHEET NUMBER:**

YHS-E500