

A

B

C

D

E

F

A

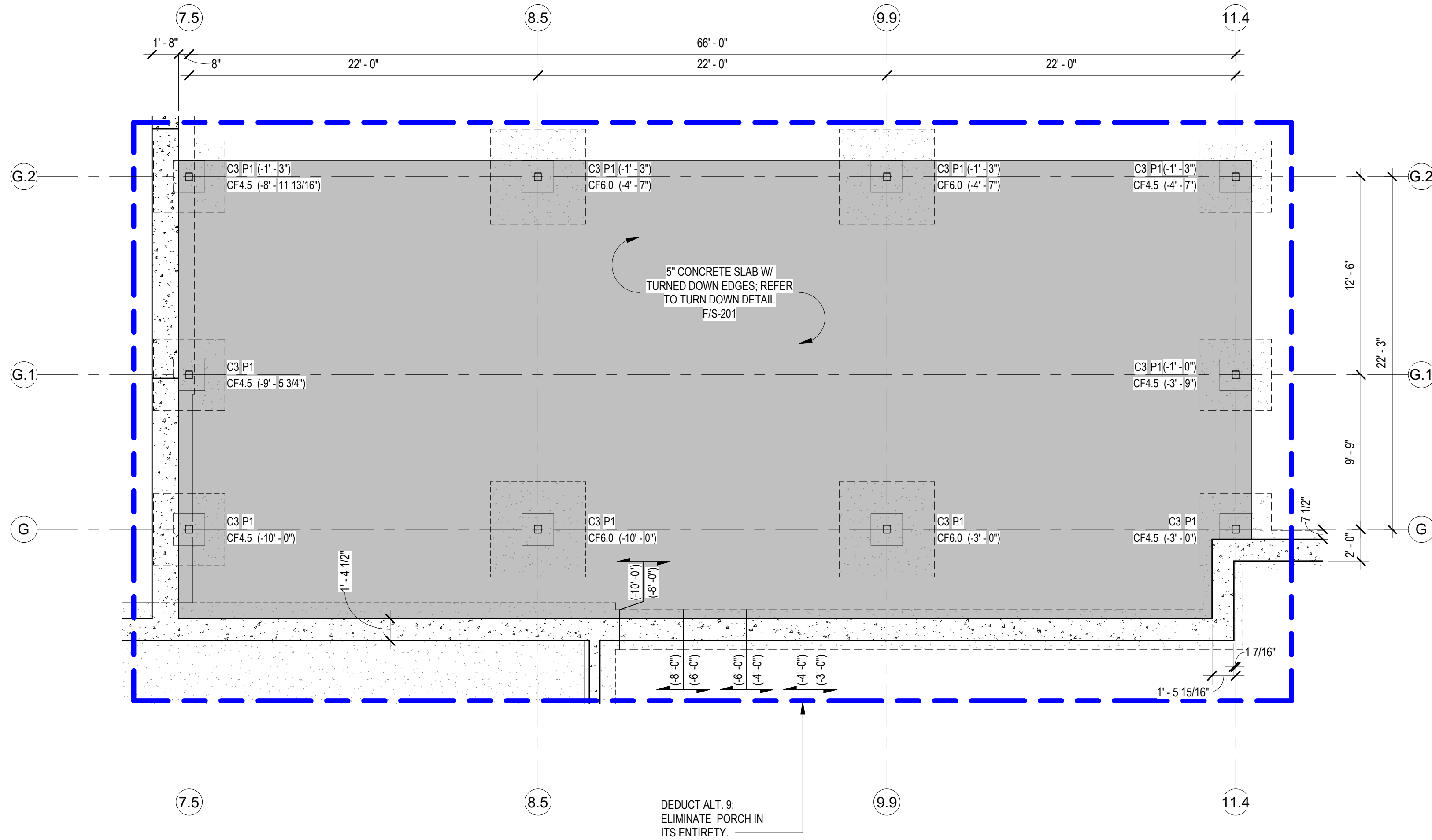
B

C

D

E

F



AA ENLARGED FOUNDATION PLAN
3/16" = 1'-0"

- FOUNDATION PLAN NOTES:
1. FINISHED FIRST FLOOR ELEV = 116.50 (0'-0"), U.N.O.
 2. ALL ELEVATIONS NOTED THUS (X'-X") DESIGNATE TOP OF FOOTING OR PIER ELEVATIONS AND ARE WITH RESPECT TO THE FINISHED FIRST FLOOR ELEVATION.
 3. TOP OF PIER ELEVATION IS (0'-8") BELOW FINISHED FLOOR ELEVATION, U.N.O.
 4. REFER TO FOOTING, COLUMN & BASE PLATE, PIER AND WALL FOOTING SCHEDULES, SHEET S-101.
 5. FOR DEDUCT ALT. 9: ELIMINATE COLUMNS, PIERS, AND SPREAD FOOTINGS SHOWN ON THIS PLAN.

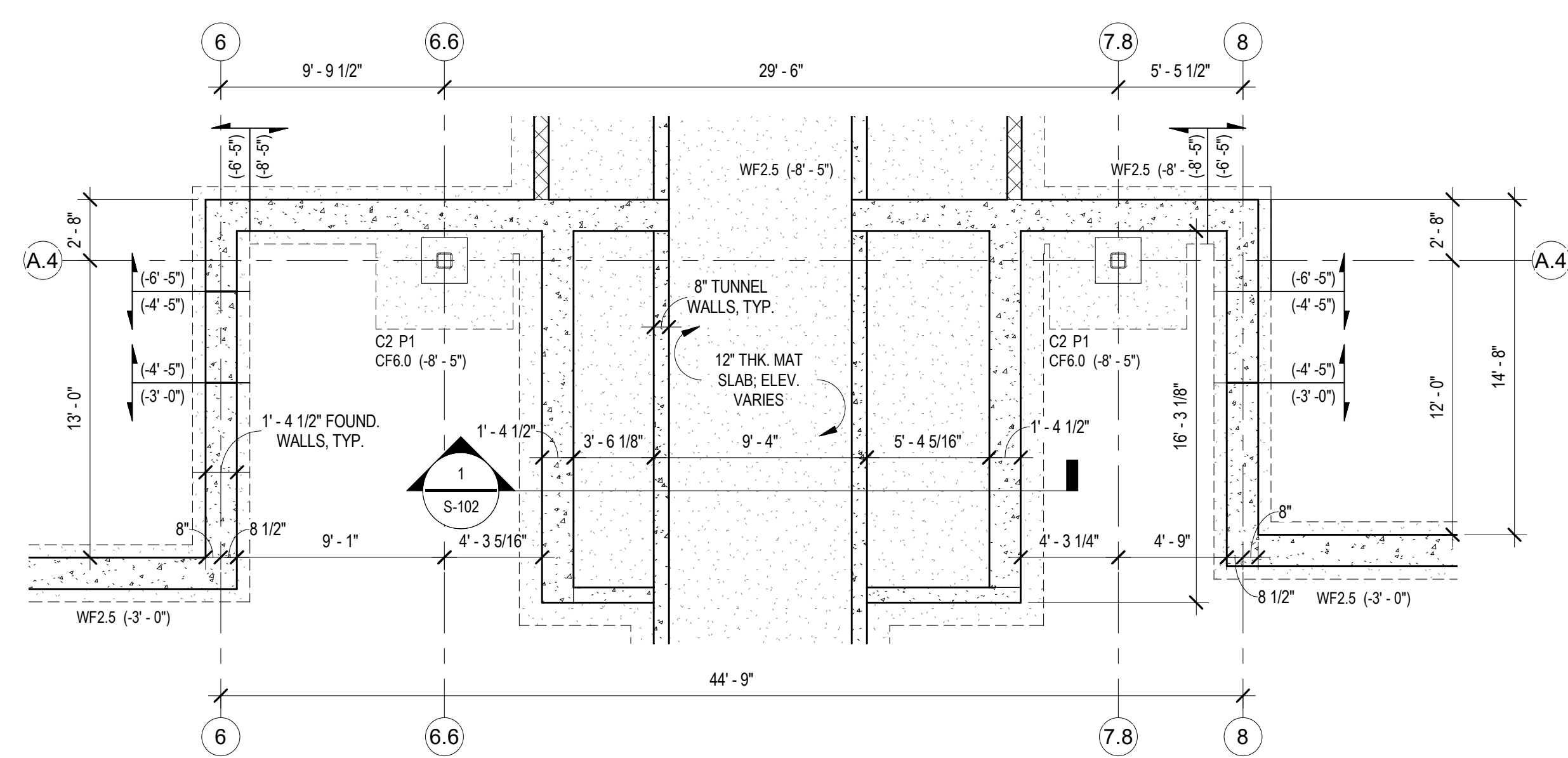
**DEDUCTIVE ALTERNATES
(STRUCTURALLY APPLICABLE):**

(DEDUCTIVE ALTERNATES ARE CASCADING AND MUST BE EXERCISED IN THE ORDER PRESENTED).
FOR A DETAILED DESCRIPTION OF EACH DEDUCTIVE ALTERNATE REFER TO COVER SHEET ON G1000.

- DEDUCTIVE ALTERNATE #2: ELIMINATE TUNNEL (EAST LEG)
DEDUCTIVE ALTERNATE #3: ELIMINATE FAUX WINDOWS AT 1ST FLOOR
DEDUCTIVE ALTERNATE #7: REDUCE PLATFORM AT CHILLER
DEDUCTIVE ALTERNATE #9: ELIMINATE LARGE PORCH
DEDUCTIVE ALTERNATE #10: ELIMINATE SMALL PORCH A
DEDUCTIVE ALTERNATE #11: ELIMINATE SMALL PORCH B
DEDUCTIVE ALTERNATE #12: ELIMINATE ENTRANCE CANOPY
DEDUCTIVE ALTERNATE #14: ELIMINATE PATIENT LIFTS TRACK EXTENSIONS INTO RESIDENTS ROOMS

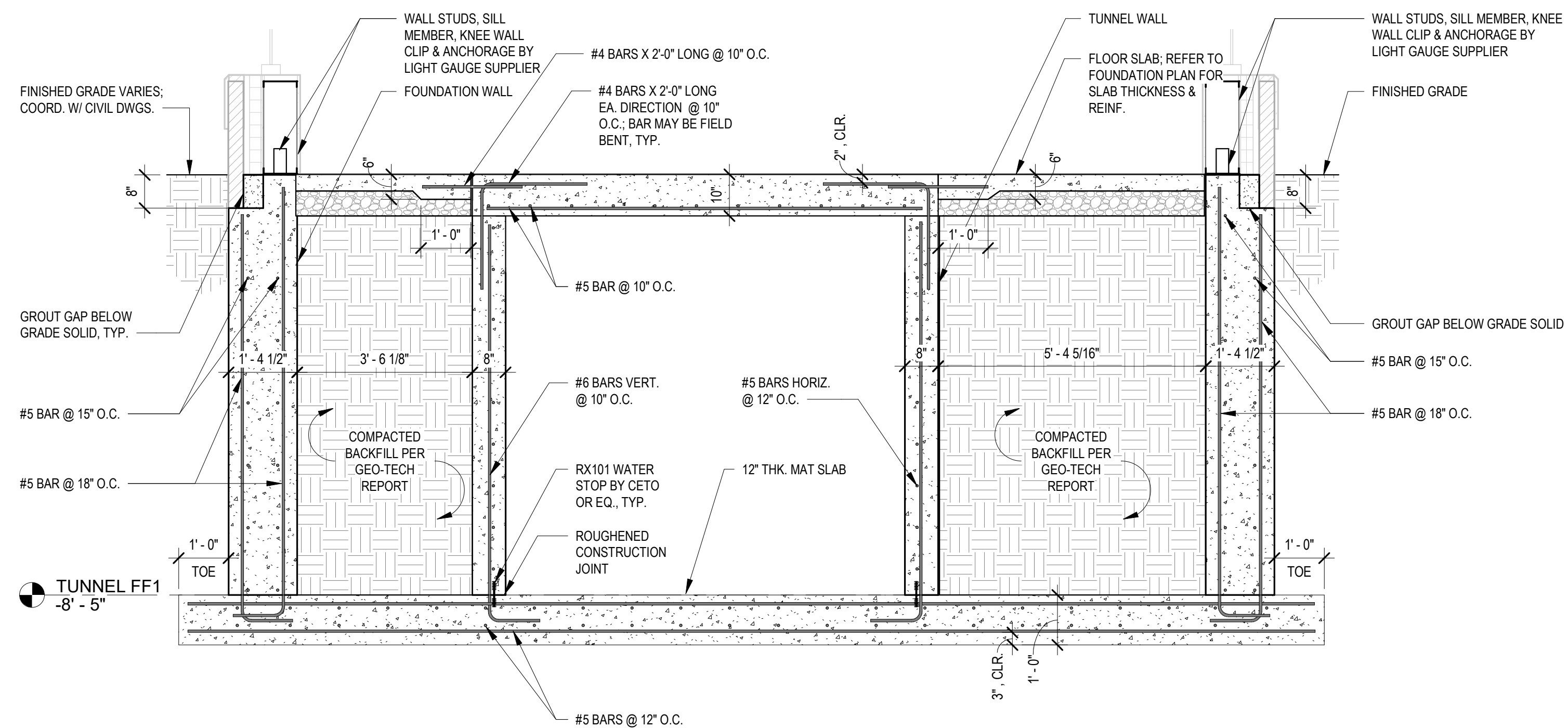
GENERAL LEGEND

- REINFORCED MASONRY WALL
- CONCRETE
- 2" DEPRESSED SLAB; REFER TO ARCH
- 5" CONCRETE SLAB W/ TURNDOWN EDGES
- SHEAR WALL LOCATIONS
- PROPOSED CONDITIONS
- EXISTING CONDITIONS
- SECTION MARK
- MOMENT CONNECTION
- INDICATES STEP FOOTING LOCATION
- INDICATES DEDUCTIVE ALTERNATE ITEM

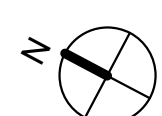
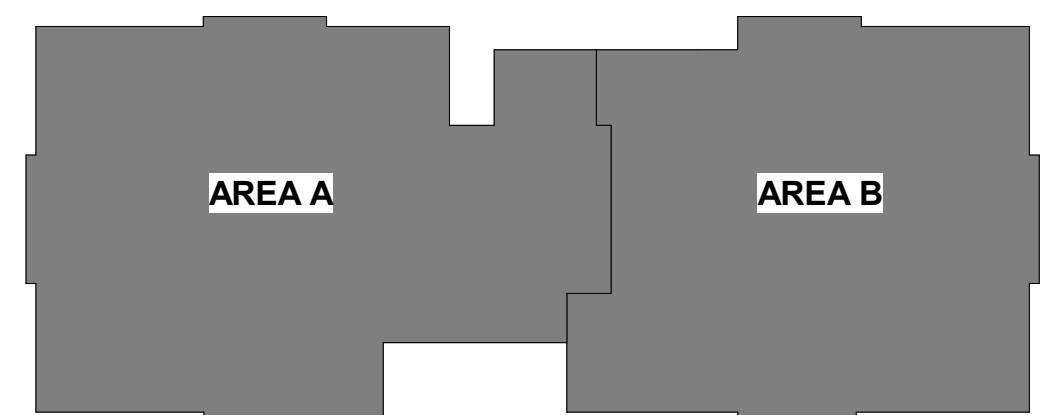


BB ENLARGED FOUNDATION PLAN
3/16" = 1'-0"

- FOUNDATION PLAN NOTES:
1. FINISHED FIRST FLOOR ELEV = 116.50 (0'-0"), U.N.O.
 2. ALL ELEVATIONS NOTED THUS (X'-X") DESIGNATE TOP OF FOOTING OR PIER ELEVATIONS AND ARE WITH RESPECT TO THE FINISHED FIRST FLOOR ELEVATION.
 3. TOP OF PIER ELEVATION IS (0'-8") BELOW FINISHED FLOOR ELEVATION, U.N.O.
 4. REFER TO FOOTING, COLUMN & BASE PLATE, PIER AND WALL FOOTING SCHEDULES, SHEET S-101.



1 SECTION
S-102 1/2" = 1'-0"



KEY PLAN

CONSULTANT

NORRIS DESIGN
Landscape Architect
416 North Toole Avenue
Tucson, AZ 85701
(520) 622-9565
Josh Orth, PLA

HINMAN
Protective Design Specialist
240 West 35th St. Suite 1004
New York, NY 10001
(212) 967-4890
Corrine Tan, SE

C.S. Davidson, Inc.
Structural
515 West James Street, Suite 102
Lancaster, PA 17603
(717) 481-2991
Jason Vannoy, SE, PE


MES GROUP
MEP
550 North Rex Street, Suite 203
Tampa, FL 33609
(813) 289-4700
Nicholas Stephenson, PE

ARCHITECT/ENGINEER OF RECORD

A/E:
TRIPLE C - The A/E Group
201 E. Jefferson Street, Suite 200
Syracuse, NY 13202
(315) 484-5958
Mat Perkins

TRIPLE C - THE A&E GROUP
A MULTI-DISCIPLINE COMPANY

STAMP



Office of
Construction
and Facilities
Management

VA U.S. Department
of Veterans Affairs

Drawing Title
ENLARGED FOUNDATION PLANS

Approved:

Phase
ISSUED FOR
CONSTRUCTION

FULLY SPRINKLERED

Project Title
NEW COMMUNITY LIVING
CENTER

Location
2094 Albany Post Road, Montrose, NY 10548

Issue Date
05/09/2022

Checked
WCW

Drawn
SIR

Project Number
620-334
Building Number
CLC

Drawing Number
S-102