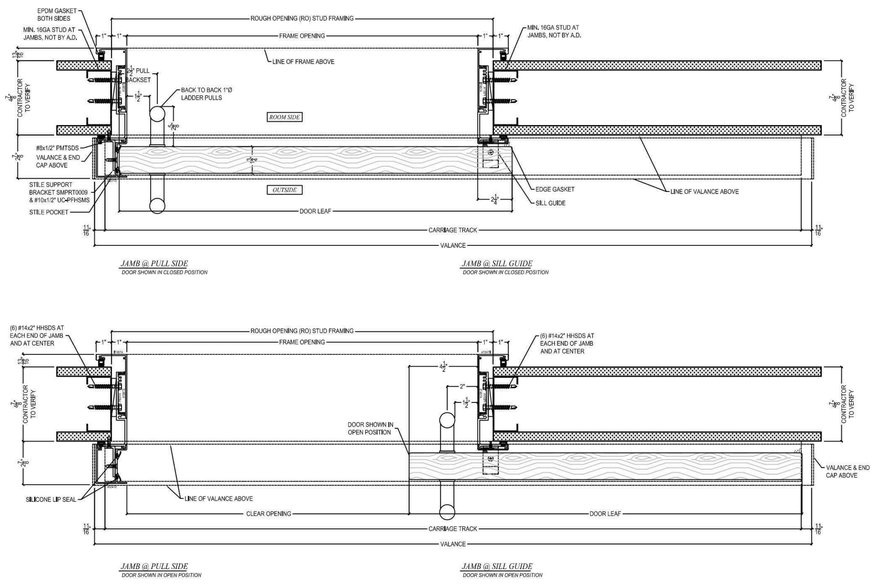

D1 SLIDING DOOR JAMB DETAIL - RIGHT

3" = 1'-0"

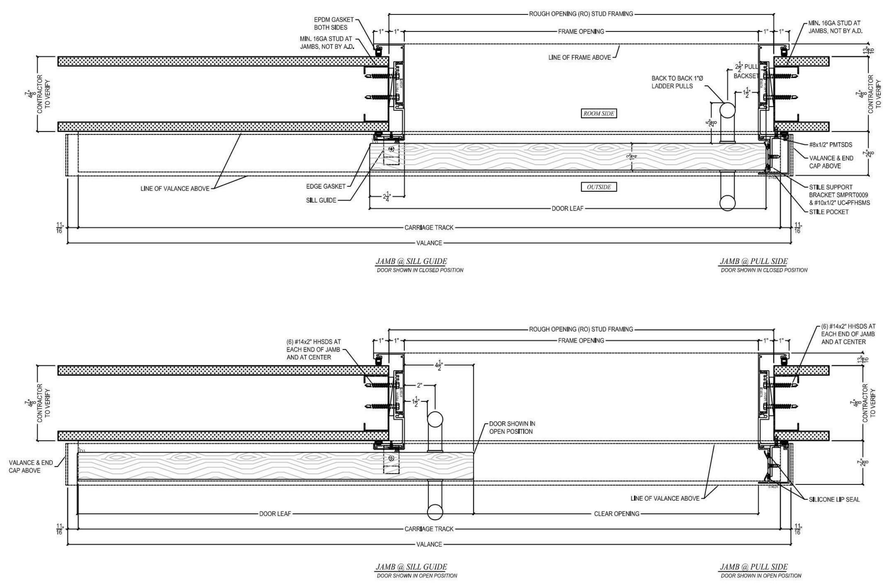

D6 SLIDING DOOR JAMB DETAIL - LEFT

3" = 1'-0"

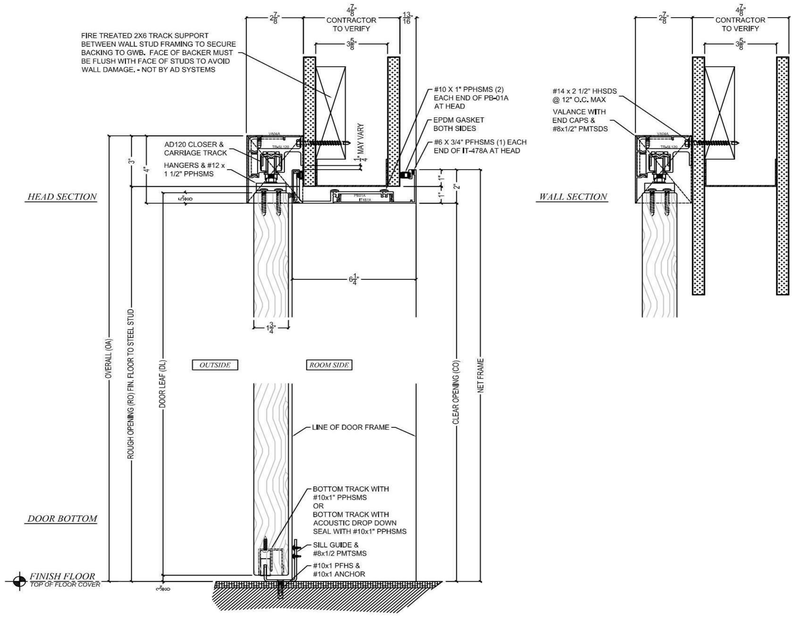

F1 SLIDING DOOR HEAD & BASE DETAIL

3" = 1'-0"

MANUFACTURER'S ASSEMBLY NOTES:
1. DOOR LEAFS ARE SHIPPED ASSEMBLED, EXCEPT FOR HARDWARE.
2. FRAMING COMPONENTS ARE SHIPPED "K_D".
   -HORIZONTAL COMPONENTS ARE CUT AS DRAWN.
   -VERTICAL COMPONENTS ARE CUT 2" LONG. FIELD CUT ONLY FROM BOTTOM OF COMPONENT.
3. UNLESS OTHERWISE INDICATED, THE VERTICAL COMPONENTS CAN BE CUT TO EXACT LENGTH IF GUARANTEED DIMENSIONS ARE PROVIDED.

DOOR HANDING NOTE:

DOOR IS ALWAYS VIEWED FROM VALANCE SIDE FOR HANDING PURPOSES. STANDARD LAYOUT SHOWS VALANCE SIDE IS OUTSIDE & NON VALANCE SIDE IS ROOM SIDE.
OL = OPEN LEFT *OR* = OPEN RIGHT
STANDARD HARDWARE CONFIGURATIONS: (IF EQUIPPED)
THUMB-TURN LEVER ALWAYS ON ROOM SIDE AND KEYED CYLINDER ALWAYS ON VALANCE SIDE *

NOTE:
* ANY DOOR THAT IS TO BE CONFIGURED OPPOSITE OF THE STANDARDS ABOVE MUST BE INDICATED BY AN "R" FOR REVERSE.
OL-R = OPEN LEFT - REVERSE *OR-R* = OPEN RIGHT - REVERSE

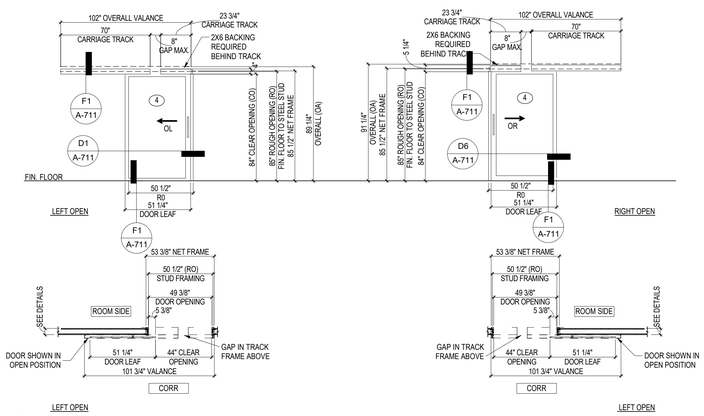

F6 SLIDING DOOR PLAN & ELEVATION

1/4" = 1'-0"

Revisions:	Date:

CONSULTANT

NORRIS DESIGN — Planning | Landscape Architecture | Branding
Landscape Architect
418 North Toole Avenue
Tucson, AZ 85701
(520) 622-8565
Josh Orth., PLA

HINMAN
Protective Design Specialist
240 West 35th St. Suite 1004
New York, NY 10001
(212) 967-4890
Corrine Tan, SE

C.S.Davidson,Inc.
Structural
315 West James Street, Suite 102
Lancaster, PA 17603
(717) 481-2991
Jason Vannoy, SE, PE

MES GROUP
MEP
550 North Reo Street, Suite 203
Tampa, FL 33609
(813) 289-4700
Nicholas Stephenson, PE

ARCHITECT/ENGINEER OF RECORD

A/E:
TRIPLE C - The A/E Group
201 E. Jefferson Street, Suite 200
Syracuse, NY 13202
(315) 484-5958
Mat Perkins

TRIPLE C - THE A&E GROUP
A MULTI-DISCIPLINE A/E COMPANY

STAMP

STATE OF MARYLAND — MATTHEW B. PERKINS — No. 19706 — ARCHITECT

Office of Construction and Facilities Management

VA U.S. Department of Veterans Affairs

Drawing Title: SLIDING DOOR DETAILS	Phase: ISSUED FOR CONSTRUCTION	Project Title: NEW COMMUNITY LIVING CENTER	Project Number: 620-334
			Building Number: CLC
Approved:	FULLY SPRINKLERED	Location: 2094 Albany Post Road, Montrose, NY 10548	Drawing Number: A-711
		Issue Date: 05/09/2022 · Checked: M. PERKINS · Drawn: N. BLANCHARD	

VA FORM 08 - 6231

BIM 360:\620-334 New Community Living Center\620-334.CLC-Arch.rvt

7/21/2021 3:53:44 PM