



















SYMBOLS AND ABBREVIATIONS





SYMBOL	ABBREVIATION	DESCRIPTION
-	AFF	ABOVE FINISHED FLOOR
-	AHC	ABOVE HUNG CEILING
-	BFP	BACK FLOW PREVENTOR
	-	BALL VALVE
	-	BUTTERFLY VALVE
	-	CHECK VALVE
	-	CIRCUIT SETTER
	CODP	CLEAN OUT DECK PLATE
	CW	COLD WATER
-	DCV	DOUBLE CHECK VALVE - BFP
c	-	ELBOW DOWN
o	-	ELBOW UP
	DEM.	EXISTING TO BE REMOVED
	EX.	EXISTING TO REMAIN
-	FCO	FLOOR CLEAN OUT
-	FS	FLOOR SINK
	-	FLOW ARROW
-	FAI	FRESH AIR INTAKE
	-	GATE VALVE
	HW	HOT WATER
-	HW HTR	HOT WATER HEATER
	HWC	HOT WATER RECIRCULATION
-	LDR	LEADER
	-	MANUAL AIR VENT
	NEW	NEW WORK
	-	OS&Y GATE VALVE
	-	PLUG VALVE
-	-	PIPE CAP
	-	PRESSURE GAGE
	-	PRESSURE REDUCING VALVE
	-	PUMP
-	PD	PUMP DISCHARGE
-	RPZ	REDUCED PRESSURE ZONE - BFP
	REL.	REMOVE AND RELOCATE
-	S	SANITARY
	-	STRAINER
c	-	TEE DOWN
o	-	TEE UP
	-	THERMOMETER
-	TYP.	TYPICAL
	-	UNION
	V	VENT
-	VTR	VENT THROUGH ROOF
-	W	WASTE
	-	2-WAY VALVE
	-	3-WAY VALVE

NOTE: FOR REFERENCE ONLY. NOT ALL SYMBOLS OR ABBREVIATIONS ARE USED IN THIS PROJECT.

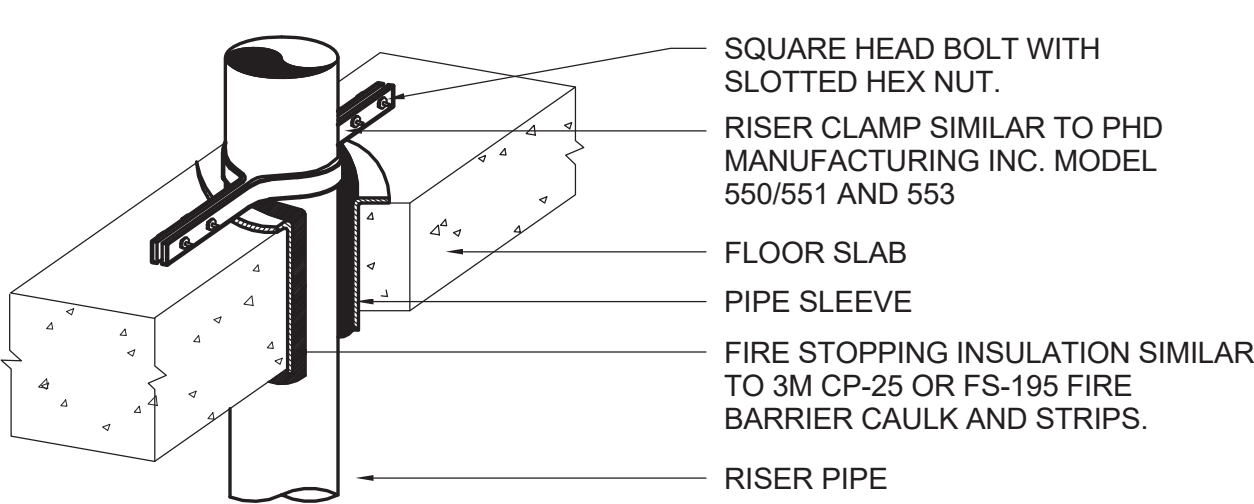
GENERAL NOTES

- THE CONTRACT DRAWINGS INDICATE THE EXTENT AND GENERAL ARRANGEMENTS OF THE PLUMBING SYSTEMS. IF ANY DEPARTURES FROM THE DRAWINGS ARE DEEMED NECESSARY BY THE PLUMBING CONTRACTOR, DETAILS OF SUCH DEPARTURES AND THE REASONS THEREFORE SHALL BE SUBMITTED TO THE OWNER AND ENGINEER FOR APPROVAL. NO SUCH DEPARTURES SHALL BE MADE WITHOUT PRIOR WRITTEN APPROVAL OF THE OWNER AND ENGINEER. EQUIPMENT AND PIPING ARRANGEMENTS SHALL PROVIDE ADEQUATE AND ACCEPTABLE CLEARANCES FOR ENTRY, SERVICING, AND MAINTENANCE. ANY CHANGES TO PIPING AND EQUIPMENT LOCATIONS NECESSARY TO AVOID INTERFERENCE WITH OTHER TRADES SHALL BE MADE AT NO EXTRA COST.
- THE PLUMBING WORK SHALL BE PERFORMED IN STRICT ACCORDANCE WITH THE LATEST EDITION OF THE PREVAILING NEW YORK STATE PLUMBING AND BUILDING CODES. IN CASE OF CONFLICT BETWEEN THE CONTRACT DOCUMENTS AND A GOVERNING CODE OR ORDINANCE, THE MORE STRINGENT STANDARD SHALL APPLY.
- THE PLUMBING CONTRACTOR SHALL BE RESPONSIBLE FOR OBTAINING ALL NECESSARY PERMITS AND FOR PAYING RELATED FEES.
- CONNECTIONS TO EXISTING UTILITIES AND SERVICES ARE SHOWN ACCORDING TO THE BEST INFORMATION AVAILABLE. THE CONTRACTOR SHALL VERIFY THE EXACT LOCATIONS, INVERT ELEVATIONS, AND SIZES OF EXISTING PLUMBING SERVICES IN FIELD, AND SHALL CONNECT NEW PLUMBING SERVICES AS INDICATED ON DRAWINGS.
- PRIOR TO FABRICATION, THIS CONTRACTOR SHALL VERIFY ALL MEASUREMENTS AND CONDITIONS ON JOB SITE, AND COORDINATE THIS WORK WITH THE WORK OF ALL OTHER TRADES.
- ALL ACCESS PANELS SHALL BE BY GENERAL CONTRACTOR. THE PLUMBING CONTRACTOR SHALL BE RESPONSIBLE FOR THEIR LOCATION.
- PROVIDE ALL PLUMBING FIXTURES, PIPING, VALVES AND ACCESSORY ITEMS AS SPECIFIED AND AS REQUIRED FOR A COMPLETE INSTALLATION. ROUGHING DIMENSIONS OF FIXTURES MUST BE COORDINATED WITH THE GENERAL CONTRACTOR.
- PITCH ALL WASTE AND SANITARY PIPING AT MAXIMUM SLOPE POSSIBLE, BUT NOT LESS THAN 1/8" PER FOOT FOR PIPING ≥ 3" AND 1/4" PER FOOT FOR PIPING ≤ 2 1/2".
- NO PIPING SHALL RUN EXPOSED IN FINISHED AREAS.
- PROVIDE DIELECTRIC FITTINGS OR COUPLINGS WHEREVER DISSIMILAR METALS ARE JOINED.
- PROVIDE SHUTOFF VALVES AT ALL FIXTURES AND EQUIPMENT ON COLD WATER, AND HOT WATER PIPES.
- ALL WORK SHALL BE PROPERLY TESTED, BALANCED, AND CLEANED AND DISINFECTED. PROVIDE A ONE YEAR WARRANTY FROM DATE OF FINAL INSPECTION ON ALL PARTS AND LABOR.
- PROVIDE ALL PIPE OPENINGS THROUGH PARTITIONS WITH PIPE SLEEVES. FOR PIPES PENETRATING FIRE RATED PARTITIONS, THE SPACE BETWEEN THE PIPE AND THE SLEEVE SHALL BE SEALED WITH FIRE STOPPING MATERIAL. PENETRATIONS FOR PIPING SHALL BE MADE BY CORE DRILLING WHENEVER POSSIBLE.
- PROVIDE TRAP SEAL PRIMERS FOR FLOOR DRAINS AS REQUIRED. INSTALL THE PRIMER VALVE IN THE COLD WATER SERVICE, WITH THE TRAP CONNECTION PIPED TO THE FLOOR DRAIN TRAP. LOCATE THE VALVE IN AN ACCESSIBLE LOCATION.
- THE PLUMBING CONTRACTOR SHALL PROVIDE ALL CUTTING, PATCHING, CORE DRILLING, PAINTING, ACCESS PANELS, AND FINAL RESTORATION REQUIRED TO FACILITATE THE INSTALLATION OF PLUMBING PIPING, INCLUDING ABOVE CEILINGS AND IN SHAFTS THAT WILL NOT BE REPLACED OR OPENED UNDER ANY OTHER SCOPE OF WORK RELATED TO THIS PROJECT. CONTRACTOR TO REMOVE AND REPLACE CEILINGS, AND OPEN AND PATCH SHAFTS AND WALLS, AS REQUIRED TO EXECUTE THE PLUMBING WORK.
- NEW PIPING LAYOUT IS PREDICATED ON RECORD DRAWING DATA OF EXISTING RISERS AND DRAWINGS. MODIFICATIONS TO THE LAYOUT MAY BE REQUIRED DUE TO DIFFERENT ACTUAL CONDITIONS, OBSTRUCTIONS, INTERFERENCES, ETC.
- SEE THE ARCHITECTURAL DRAWINGS FOR EXACT PHASING AND TIME SCHEDULE FOR CONSTRUCTION.
- ALL MOTOR STARTERS AND DISCONNECT SWITCHES FOR PLUMBING EQUIPMENT SHALL BE FURNISHED BY THE PLUMBING CONTRACTOR AND INSTALLED BY THE ELECTRICAL CONTRACTOR, UNLESS OTHERWISE NOTED. DISCONNECT SWITCHES FURNISHED BY THE PLUMBING CONTRACTOR FOR PLUMBING EQUIPMENT SHALL BE HEAVY DUTY TYPE.
- THE CONTRACTOR SHALL BE RESPONSIBLE FOR PROVIDING TEMPORARY VENTILATION AND EXHAUST AIR WHEN WELDING OR SOLDERING OPERATIONS ARE PERFORMED, AS REQUIRED BY OSHA.

PLUMBING FIXTURE SCHEDULE

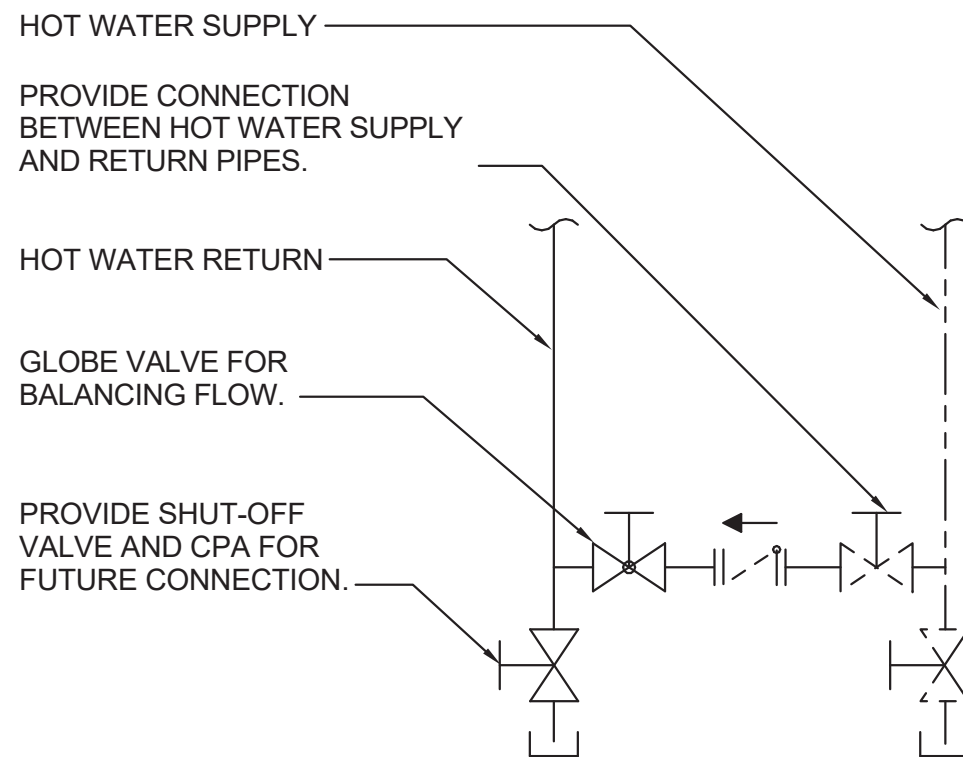
TAG	SYMBOLS		FIXTURES	PLUMBING CONNECTIONS				DESCRIPTION
	PLAN	ELEVATION		WASTE	VENT	COLD WATER	HOT WATER	
P-1			SINGLE BOWL SINK	1-1/2"	1-1/2"	1/2"	1/2"	KOHLER PINOIR MODEL K-2035-1, WALL MOUNTED, OVAL BASIN WITH OVERFLOW, SINGLE FAUCET HOLE, VITREOUS CHINA, ADA COMPLIANT, SINK FAUCET, DECK MOUNTED 8" FIXED CENTERES, 5-1/4" RESTRICTED SWING GOOSENECK SPOUT, 2.2 GPM VANDAL PROOF AERATOR, 4" VANDAL PROOF WRISTBLADE HANDLES, QUATURN COMPRESSION OPERATING CARTRIDGES, 1/2"NPSM SUPPLY INLETS AND COUPLING NUT. PROVIDE P-2 SOLIDS INTERCEPTOR.
P-2			SOLIDS INTERCEPTOR	AS NOTED	AS NOTED			JAY R. SMITH SOLID INTERCEPTOR MODEL 8730, SUSPENDED TYPE, ALUMINUM STRAINER, REMOVABLE STAINLESS STEEL SCREEN.

NOTES:
1. REFER TO ARCHITECTURE DRAWINGS FOR LOCATIONS AND ELEVATIONS.



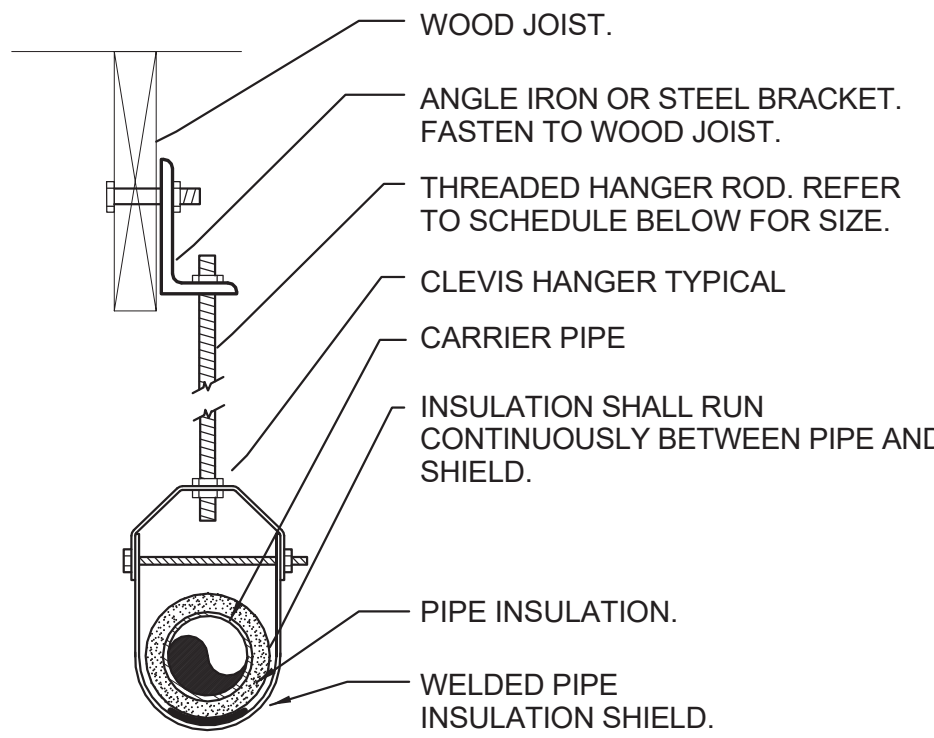
VERTICAL PIPE SUPPORT DETAIL

SCALE: NONE



HOT WATER RECIRC CONNECTION DETAIL

SCALE: NONE

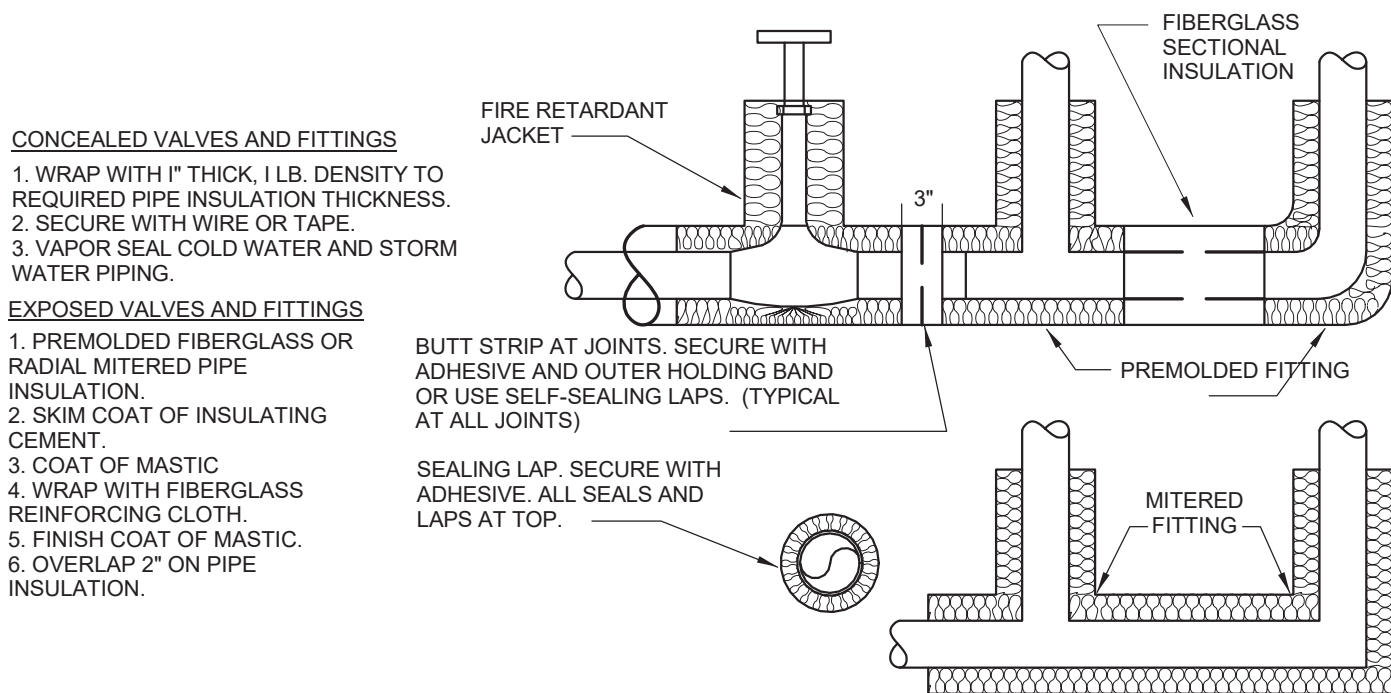


PIPE HANGER SCHEDULE					
PIPE DIA.	3/4"-2"	2 1/2"-3"	4"-5"	6"	8"-12"
HANGER DIA.	3/8"	1/2"	5/8"	3/4"	7/8"

- NOTES:
- CLEVIS HANGERS WITH WELDED INSULATION SHIELDS SIMILAR TO RAUCH FIG. 100SH ON ALL PIPES LARGER THAN 1".
 - FOR PIPES 1" OR SMALLER, A BAND HANGER WITH INSULATION SHIELD MAY BE USED SIMILAR TO RAUCH FIG. NO. 1ASH.
 - FOR NON-INSULATED PIPE, INSULATION SHIELDS MAY BE OMITTED.
 - ALL PIPE HANGERS SHALL BE GALVANIZED STEEL OR FACTORY PAINTED BLACK WITH ENAMEL.
 - FOR NON FERROUS PIPING WITHOUT INSULATION, ALL HANGERS SHALL BE COPPER PLATED OR FURNISHED WITH A DI-ELECTRIC BETWEEN PIPE AND HANGERS.

PIPE HANGER DETAIL

SCALE: NONE



PIPE INSULATION DETAIL

SCALE: NONE

CHESTER ACADEMY
STEM LAB
ALTERATIONS
CHESTER UNION FREE
SCHOOL DISCTRICT

64 HAMBLETONIAN AVENUE
CHESTER, NY 10918

KG+D
listen
imagine
build

KG+D . ARCHITECTS PC
285 MAIN STREET MOUNT KISCO . NEW YORK . 10549
P:914.666.5900 KGDARCHITECTS.COM

NY SED PROJECT CONTROL NO.

44-02-01-02-0-009-006

CONSTRUCTION
DOCUMENTS

OLA Consulting Engineers

CONSULTING
ENGINEERS


50 Broadway,
Hawthorne, NY 10532
914.747.2800

8 West 38th Street,
Suite 501
New York, NY 10018
646.849.4110

olace.com



■ AREA OF WORK



NOTE: ALL IDEAS, DESIGNS, ARRANGEMENTS AND PLANS INDICATED OR REPRESENTED BY THIS DRAWING ARE OWNED BY AND ARE THE PROPERTY OF KAEYER, GARMENT & DAVIDSON ARCHITECTS, PC (KG&D), AND WERE CREATED FOR USE ON THIS PROJECT. NONE OF SUCH IDEAS, DESIGNS, ARRANGEMENTS OR PLANS SHALL BE USED BY OR DISCLOSED TO ANY PURPOSE WHATSOEVER WITHOUT THE WRITTEN PERMISSION OF KG&D.

WRITTEN DIMENSIONS ON THIS DRAWING SHALL HAVE PRECEDENCE OVER SCALED DIMENSIONS. CONTRACTOR SHALL VERIFY ALL ACTUAL DIMENSIONS AND CONDITIONS ON THE JOB AND THE ARCHITECT MUST BE NOTIFIED OF ANY VARIATIONS FROM DIMENSIONS AND CONDITIONS SHOWN. SHOP DETAILS MUST BE SUBMITTED TO THIS OFFICE FOR APPROVAL, BEFORE PROCEEDING WITH FABRICATION.

ALTERATIONS BY ANY PERSON, IN ANY WAY, OF ANY ITEM CONTAINED ON THIS DOCUMENT, UNLESS ACTING UNDER THE DIRECTION OF THE LICENSED ARCHITECT WHOSE PROFESSIONAL SEAL IS AFFIXED HERETO, IS A VIOLATION OF TITLE VII, SECT. 180 (b) OF NEW YORK STATE LAW.

COPYRIGHT KAEYER, GARMENT - DAVIDSON ARCHITECTS & ENGINEERS, PC. ALL RIGHTS RESERVED.

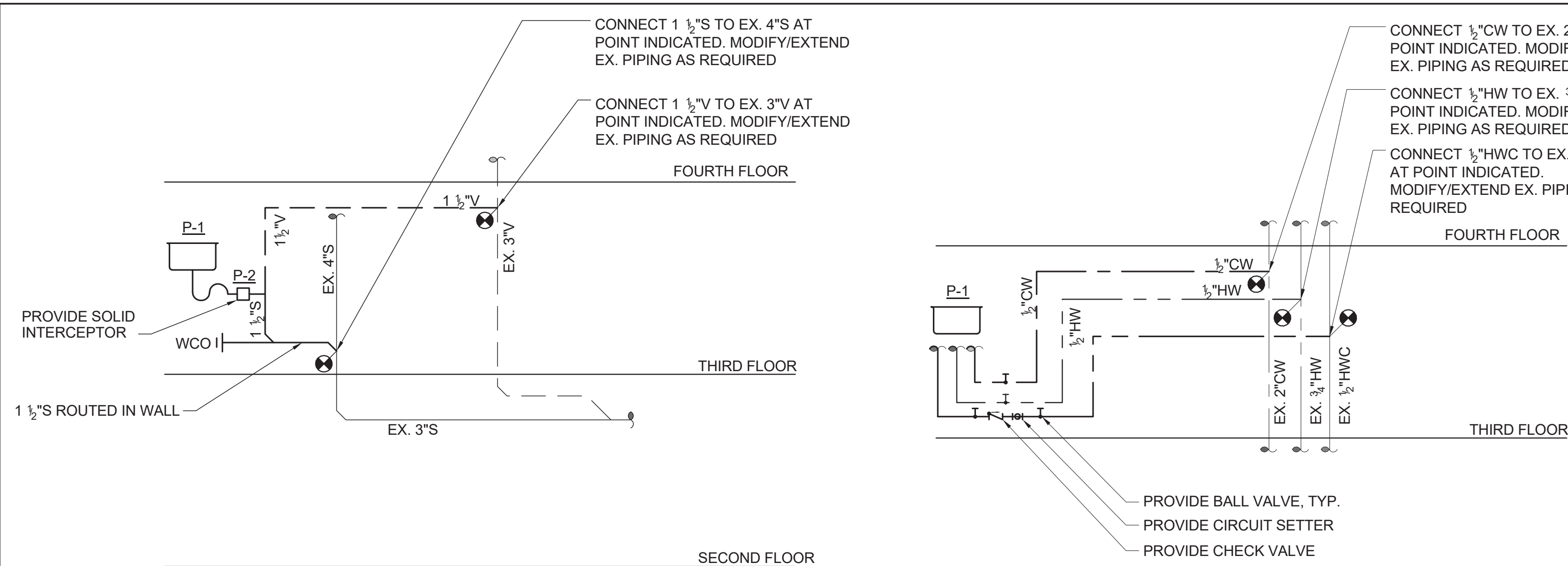
Professional Seal





3	11/02/2022	ISSUE FOR BID	
2	06/16/2022	NYSED ADDENDUM #1	
1	05/25/2022	CONSTRUCTION DOCUMENTS	
No.	Date	Issue	

PLUMBING
SYMBOLS &
GENERAL NOTES

Job No.	NKGO0245.00	Date	05/25/2022
Scale	AS NOTED	Drawn / Checked	BS / RJ
Sheet Number			

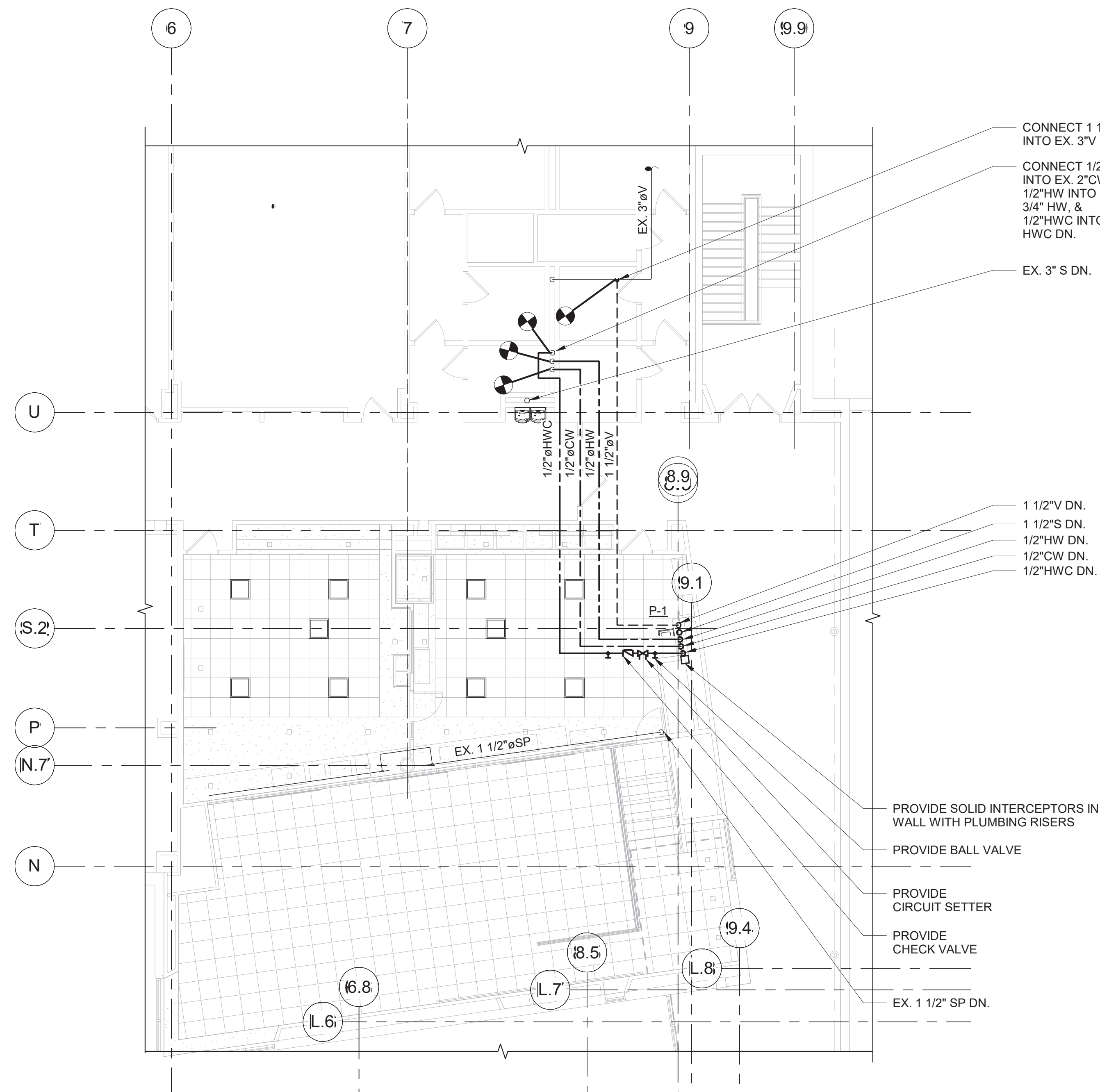
P001



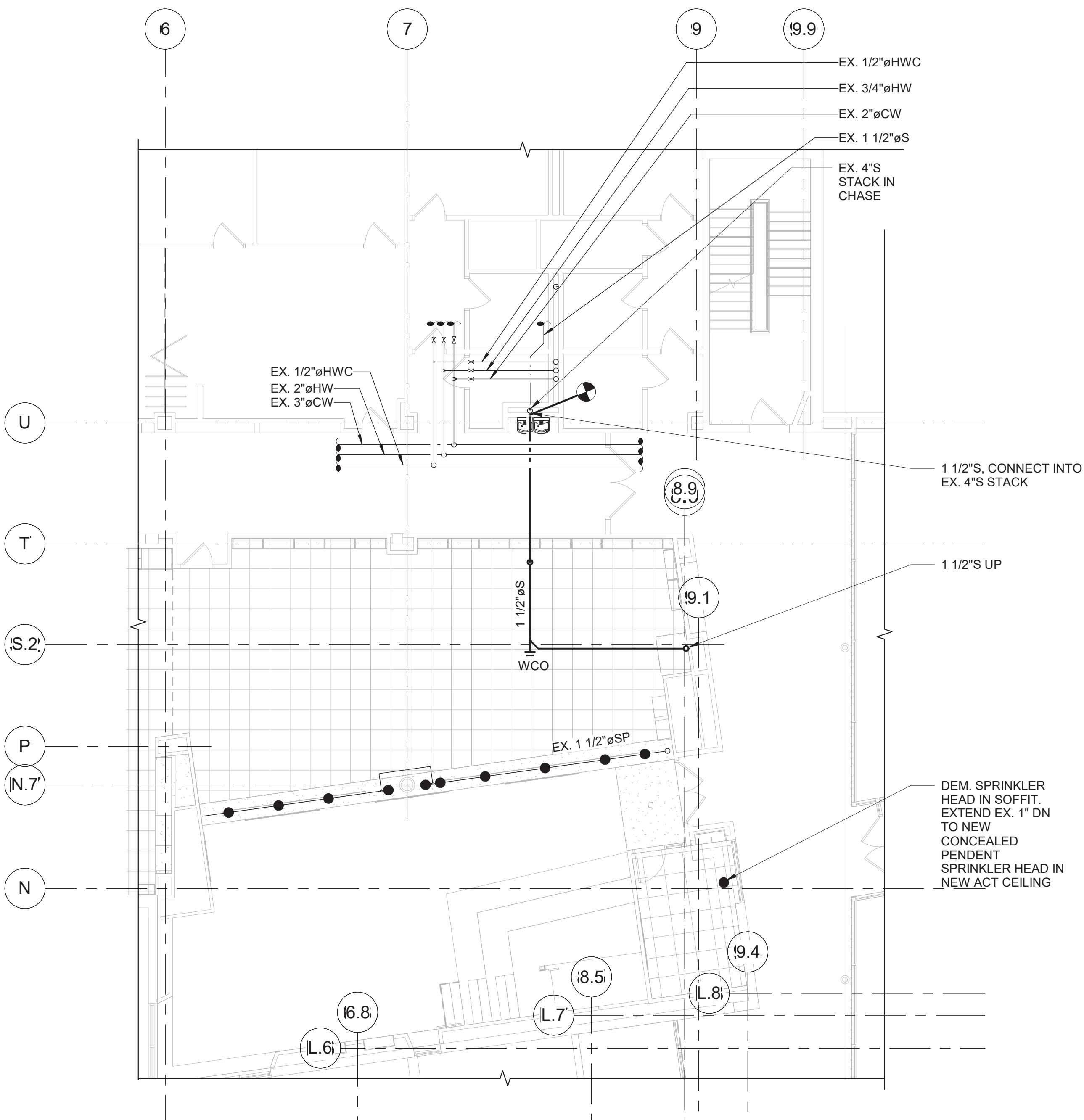
PLUMBING FIXTURE SCHEDULE								
TAG	SYMBOLS		FIXTURES	PLUMBING CONNECTIONS				DESCRIPTION
	PLAN	ELEVATION		WASTE	VENT	COLD WATER	HOT WATER	
P-1			SINGLE BOWL SINK	1-1/2"	1-1/2"	1/2"	1/2"	KOHLER PINOIR MODEL K-2035-1, WALL MOUNTED, OVAL BASIN WITH OVERFLOW, SINGLE FAUCET HOLE, VITREOUS CHINA, ADA COMPLIANT. SINK FAUCET, DECK MOUNTED 8" FIXED CENTERS, 5-1/4" RESTRICTED SWING GOOSENECK SPOUT, 2.2 GPM VANDAL PROOF AERATOR, 4" VANDAL PROOF WRISTBLADE HANDLES, QUATURN COMPRESSION OPERATING CARTRIDGES, 1/2"NPSM SUPPLY INLETS AND COUPLING NUT. PROVIDE P-2 SOLIDS INTERCEPTOR.
P-2			SOLIDS INTERCEPTOR	AS NOTED	AS NOTED			JAY R. SMITH SOLID INTERCEPTOR MODEL 8730, SUSPENDED TYPE, ALUMINUM STRAINER, REMOVABLE STAINLESS STEEL SCREEN.
NOTES: 1. REFER TO ARCHITECTURE DRAWINGS FOR LOCATIONS AND ELEVATIONS.								

3 PLUMBING - SANITARY RISER DIAGRAM

4 PLUMBING - DOMESTIC WATER RISER DIAGRAM



2 PLUMBING THIRD FLOOR NEW WORK PLAN
SCALE: 1/8" = 1'-0"



1 PLUMBING SECOND FLOOR NEW WORK PLAN
SCALE: 1/8" = 1'-0"

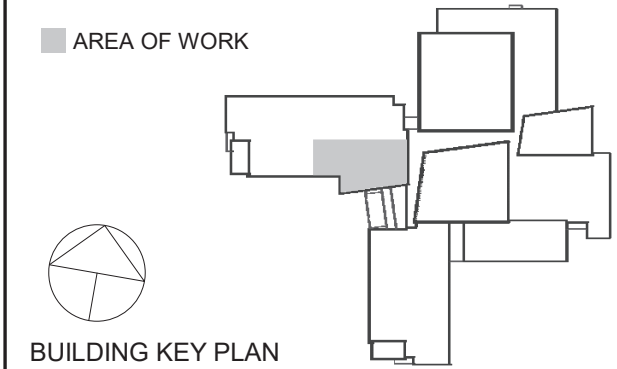
**CHESTER ACADEMY
STEM LAB
ALTERATIONS**
CHESTER UNION FREE
SCHOOL DISTRICT
64 HAMBLETONIAN AVENUE
CHESTER, NY 10918

KG+D listen
imagine
build
KG+D . ARCHITECTS PC
285 MAIN STREET MOUNT KISCO . NEW YORK . 10549
P:914.666.5900 KGDARCHITECTS.COM

NY SED PROJECT CONTROL NO.
44-02-01-02-0-009-006

**CONSTRUCTION
DOCUMENTS**

OLA Consulting Engineers
50 Broadway,
Hawthorne, NY 10532
914.747.2800
8 West 38th Street,
Suite 501
New York, NY 10018
646.849.4110
olace.com



NOTE: ALL IDEAS, DESIGNS, ARRANGEMENTS AND PLANS INDICATED OR REPRESENTED BY THIS DRAWING ARE OWNED BY AND ARE THE PROPERTY OF KAEYER, GARMENT & DAVIDSON ARCHITECTS, PC (KG&D), AND WERE CREATED FOR USE ON THIS PROJECT. NONE OF SUCH IDEAS, DESIGNS, ARRANGEMENTS OR PLANS SHALL BE USED BY OR DISCLOSED TO ANY PURPOSE WHATSOEVER WITHOUT THE WRITTEN PERMISSION OF KG&D.

WRITTEN DIMENSIONS ON THIS DRAWING SHALL HAVE PRECEDENCE OVER SCALED DIMENSIONS. CONTRACTOR SHALL VERIFY ALL ACTUAL DIMENSIONS AND CONDITIONS ON THE JOB AND THE ARCHITECT MUST BE NOTIFIED OF ANY VARIATIONS FROM DIMENSIONS AND CONDITIONS SHOWN. SHOP DETAILS MUST BE SUBMITTED TO THIS OFFICE FOR APPROVAL BEFORE PROCEEDING WITH FABRICATION.

ALTERATIONS BY ANY PERSON, IN ANY WAY, OF ANY ITEM CONTAINED ON THIS DOCUMENT UNLESS ACTING UNDER THE DIRECTION OF THE LICENSED ARCHITECT WHOSE PROFESSIONAL SEAL IS AFFIXED HERETO, IS A VIOLATION OF TITLE VII, SECTION 865 (b) OF NEW YORK STATE LAW.

COPYRIGHT KAEYER, GARMENT & DAVIDSON ARCHITECTS & ENGINEERS, PC. ALL RIGHTS RESERVED.

Professional Seal			
No.	Date	Issue	
3	11/02/2022	ISSUE FOR BID	
2	06/16/2022	NYSED ADDENDUM #1	
1	05/25/2022	CONSTRUCTION DOCUMENTS	
Sheet Title			

**PLUMBING NEW
WORK PLANS**

Job No. NKGO0245.00	Date 05/25/2022
Scale AS NOTED	Drawn / Checked BS / RJ
Sheet Number P201	