

AS NOTED SCALE: DATE: OCTOBER 18, 2019 DWG NO.: LD-2 REVISIONS: NO. LD-2_LIGHTING DETAILS 2 LIFE STORAGE, INC. (SITE #230 BREWSTER) TOWN OF SOUTHEAST - PUTNAM COUNTY, NY SHEET NO. 12 WARNING: ALTERATIONS TO THIS DOCUMENT NOT CONFORMING TO SECTION 7008, SUBDIVISION 2 STATE EDUCATION LAW ARE PROHIBITED.

PHILIPS
Stonco

Wall mount

LytePro LED Sconce

LPW32



Project: _____
Location: _____
Cat.No: _____
Type: _____
Quantity: _____
Notes: _____

The Philips Stonco LytePro LED Small Wall Sconce LPW32 features outstanding value in a compact, architectural design. This wall sconce features state-of-the-art, long-life and maintenance savings, in a combined discreet LED package with high precision over-optic design. This powerful and precise combination offers outstanding energy savings with excellent photometric performance. LPW32 is ideal for building perimeters and corridors in addition to wall lighting applications requiring strong lateral spacing and forward pattern projection.

Stocked luminaires - Ordering guide¹

| Catalog Number | Description | UPC Code |
|----------------|---|--------------|
| LPW32-7BDGY | LPW32, 71W, 700mA, 4000K, 120-277V, Dark gray textured paint | 786034960564 |
| LPW32-7BWH | LPW32, 71W, 700mA, 4000K, 120-277V, White textured paint | 786034960571 |
| LPW32-78BZ | LPW32, 71W, 700mA, 4000K, 120-277V, Bronze textured paint | 786034960588 |
| LPW32-71BZPCB | LPW32, 71W, 700mA, 4000K, 120V, Bronze textured paint, w/button photocell | 786034960595 |
| LPW32-7DTBZMR | LPW32, 71W, 700mA, 4000K, 120 or 277V, Bronze textured paint, w/motion response | 786034960601 |

Stocked accessories - Ordering guide (Must be ordered separately)

| Catalog Number | Description | UPC Code |
|----------------|--|--------------|
| LPWCVRPILT-BZ | LPW Universal wall cover mounting plate, Bronze textured paint | 786034960618 |

Description of catalog codes

| Family | Drive current | Voltage | Finish | Options |
|--|-------------------------|---|---|---|
| LPW32 = LytePro 32 LED Small Wall Sconce | 7 = 700mA drive current | 8 = 120-277V 1 = 120V DT = Dual Tap, 120V or 277V | BZ = Bronze textured paint DGY = Dark gray textured paint WH = White textured paint | PCB = Button photocontrol MR = Motion response |

1. Color availability and options vary by model; consult stock luminaires ordering guide above.

LPW16 09/15 page 1 of 3

LPW32 LytePro LED Small Wall Sconce

Features

LPW32 wall sconce delivers 6,913 lumens at 71W, with an efficacy of 98 lumens per watt.

- LP32W-7, 71W LED may effectively replace 150-250W HID luminaires²
- 4000K neutral white at 70 CRI (minimum) is standard
- LPW32 offers three in-stock colors on standard units
- Button photocell available in 120V, bronze luminaires only
- Motion sensor available in bronze luminaires only; operates on 120V or 277V input only. After 10 minutes, dims down to 25% of full light output if no occupancy is detected
- 5-year limited warranty; see philips.com/warranties for specific details

Performance/Specifications

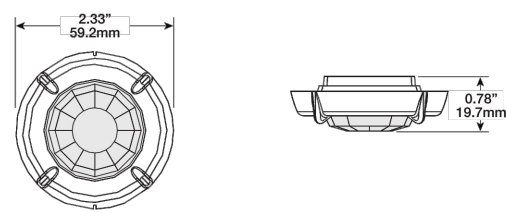
| | |
|-------------------------|---------------|
| Distribution | Type 3 |
| Initial Lumens | 6,913 |
| Average Wattage | 71 |
| Lumens/Watt | 98 |
| BUS Rating ³ | B1/U0/G1 |
| Luminaire Weight | ~11 lbs (5Kg) |

Ratings/Approbations/Certifications

| | |
|---------------------------|------------------------------------|
| Ingress Protection | IP65 Optical |
| DLC Listed | DLC QPL |
| cETLus | Certified for use in wet locations |
| Rated Ambient Temperature | -40°C (-40°F) to 40°C (104°F) |

Occupancy Sensor

WattStopper® FSP-Lx Lens Modules for FSP-211 PIR Occupancy Sensor.

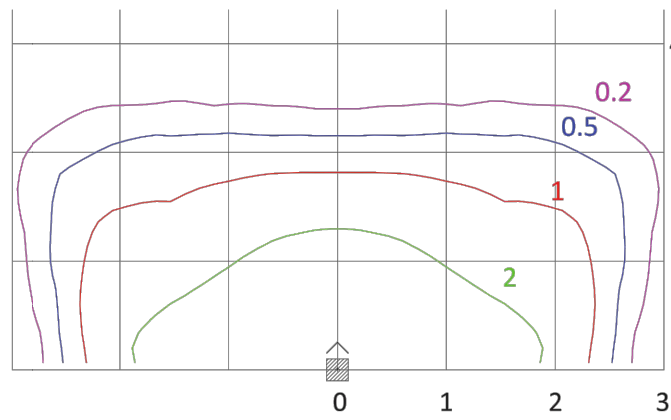


- Comparable equivalency to HID and other lamp sources depends on multiple criteria including mounting height, fixture spacing, efficiency, performance and classification of the luminaire being replaced and application lighting criteria required for the given project.
- PCB and MR shown for placement only, available on specific models only (see ordering guide).

Distribution Pattern

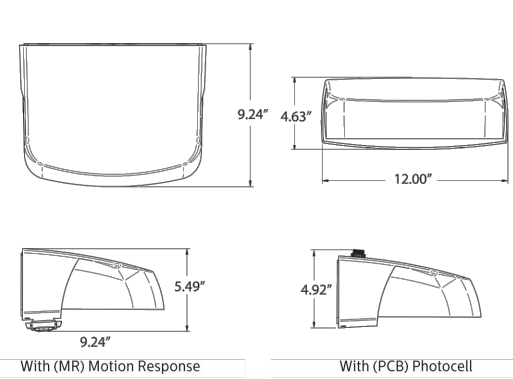
| LPW32 15' MOUNTING HEIGHT | | | |
|---------------------------|------|-----|------|
| MOUNTING HEIGHT | 12' | 15' | 18' |
| MULTIPLIER | 1.56 | 1.0 | 0.67 |

- Isolines shown at 2.0, 1.0, 0.5, & 0.2 FC.
- Choose mounting height. Use MULTIPLIER (X) EXISTING FC VALUE = NEW FC VALUE.
- FC values are based on initial lumen output.
- Gridline spacing is in units of chosen mounting height



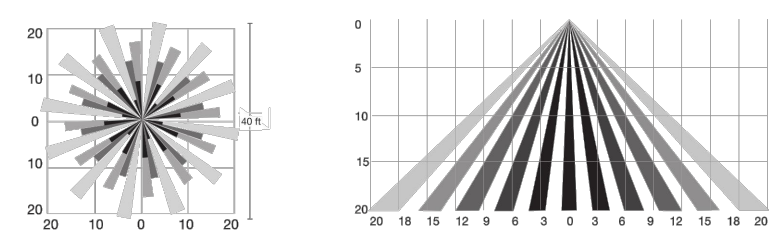
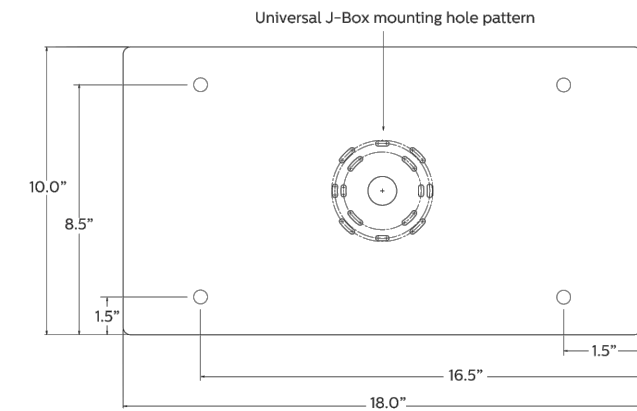
LPW16 09/15 page 2 of 3

Fixture Dimensions³



Accessory Dimensions (ordered separately)

LPWCVRPILT-BZ LPW Universal wall cover mounting plate, 0.08" aluminum, bronze textured paint (used to cover larger pre-existing opening or surfaces, field installed). Offers same J-Box pattern as luminaire or may lagged to wall using (4) knockouts.



LPW32 LytePro LED Small Wall Sconce

General Description

The Philips Stonco LytePro LED Medium Wall Sconce LPW32 combines excellent performance, design and value to meet the needs of the energy and budget conscious. The LPW32 is available for use in downward facing, surface wall mount applications, over recessed j-boxes or where power can be directly fed through back surface, whereby connections splices can be made inside the luminaire housing. Five SKUs are available as in-stock configurations (2 day quick ship). Three standard units are available in three different finishes. A button photocell is available in 120V in bronze finish only. Motion response with occupancy sensor is available in bronze finish only and is California Title 24 compliant.

Housing

Die-cast housing houses both the LED and driver assemblies. Design incorporates an integrated heat sink to maximize thermal performance and reliability. Backplate is corrosion free, composite polycarbonate, with built-in level bubble, offers integral interlocking hook and mount design for easy installation.

Mounting

Easy interlocking hook and mount housing/backplate design for easy installation. Mounts over 3.5", 4" octagonal j-boxes and single gang switch boxes or can be directly lagged to surface. Ensure proper steps for gasket/sealing luminaire to surface.

IP Rating

Optical compartment is IP65 rated.

LED Board and Array

Provides up to 98 lm/W in LPW32 at the system level. Standard color temp is 4000K +/-250K, minimum 70 CRI.

Electrical

Driver efficiency (>90% standard). 120-277V. Temp range: -40°C (-40°F) to 40°C (104°F). Open/short circuit protection. Inherent surge protection up to (4KVA). RoHS compliant.

Listings

Product is cETLus listed suitable for Wet Locations. Suitable for use in ambients from -40°C to 40°C (-40°F to 104°F). DesignLights Consortium⁴ qualified. Stocked SKUs of the LPW family are made in China.

Finish

Each luminaire receives a fade and abrasion resistant, electrostatically applied, thermally cured, triglycidyl isocyanurate (TGIC) textured polyester powdercoat finish. Two standard colors are available: Dark Grey, Bronze and White. Specific options are only available in bronze.

Motion Response (MR)

LPW32 luminaires with option "MR" include a passive infrared (PIR) motion sensor (WattStopper® FSP-211 equipped with an FS-L3W lens) capable of detecting motion within 15 feet of the sensor around the luminaire, when placed at an 15 foot mounting height. Available in 120V or 277V input only. Motion sensor off state power is 0.0 watts. When no motion is detected for 10 minutes, the Motion Response system reduces the wattage by 75%, to 25% of the normal constant wattage reducing the light level accordingly. When motion is detected by the PIR sensor, the luminaire returns to full power and full light output. Dimming on low is factory set to 75% with 10 minute default in "full power" prior to dimming back to 25%. Reprogramming of the sensor is possible through the Wattstopper FS1R-100 remote handheld programming tool (sold separately). More information on the FS1R-100 is available at www.wattstopper.com or contact Philips Technical Support.

Warranty

LPW32 luminaires, the LED arrays, and the drivers are all covered by a 5-year limited warranty. See philips.com/warranties for details.

LED Performance:

| PREDICTED LUMEN DEPRECIATION DATA ^{4,6} | | | |
|--|---------------------------------|---------------------------------------|---------------------------------------|
| Ambient Temp. °C | Calculated L70 hrs ⁵ | Reported L70 Per TM-21 ^{1,4} | Calculated Lumen Maint. % @60,000 hrs |
| up to 40°C | >200,000 hrs | >60,000 hrs | 94.0% |

4. Calculated performance derived from LED manufacturer's data and engineering design estimates, based on IESNA LM-80 methodology. Actual experience may vary due to field application conditions.

5. L70 is the predicted time when LED performance depreciates to 70% of initial lumen output.

6. Reported per IESNA TM21-11. Published L70 hours limited to 6 times actual LED test hours.



© 2014 Koninklijke Philips N.V. All rights reserved. Philips reserves the right to make changes in specifications and/or to discontinue any product at any time without notice or obligation and will not be liable for any consequences resulting from the use of this publication.

philips.com/luminaires
LPW16 09/15 page 3 of 3




Philips Lighting North America Corporation
200 Franklin Square Drive, Somerset, NJ 08873
Tel. 855-486-2216

Imported by: Philips Lighting,
A division of Philips Electronics Ltd.
281 Hillmount Rd, Markham, ON, Canada L3C 2S3
Tel. 800-668-9008

Greenman-Pedersen, Inc.
Engineering and Construction Services

in Western New York
BUFFALO (716) 633-4844
ROCHESTER (585) 486-4859
JAMESTOWN (716) 488-2803

GPI



| | | | |
|-------------|------|------|-----------------|
| DRAWN BY: | C.Y. | T.W. | BUJ-2015049.041 |
| CHECKED BY: | | | |
| JOB NO.: | | BY | DATE |
| REVISIONS: | | | |
| NO. | | | |

LD-2_LIGHTING DETAILS 2

LIFE STORAGE, INC.

(SITE #230 BREWSTER)

TOWN OF SOUTHEAST - PUTNAM COUNTY, NY

SHEET NO.

12

WARNING: ALTERATIONS TO THIS DOCUMENT NOT CONFORMING TO SECTION 7008, SUBDIVISION 2 STATE EDUCATION LAW ARE PROHIBITED.