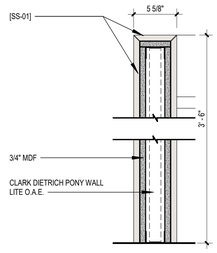

12 DETAIL AT BAR END PANEL
1 1/2" = 1'-0"

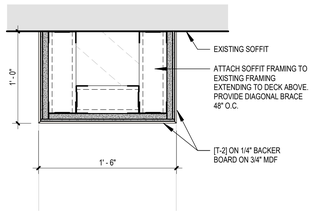

8 ELEVATOR PORTAL SOFFIT DETAIL
1 1/2" = 1'-0"

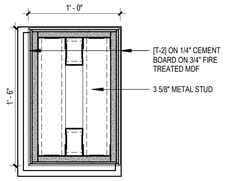

11 ELEVATOR PORTAL DETAIL
1 1/2" = 1'-0"

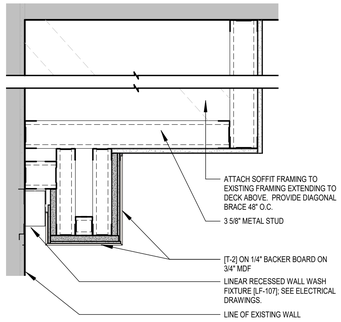

7 ELEVATOR PORTAL SOFFIT DETAIL
1 1/2" = 1'-0"

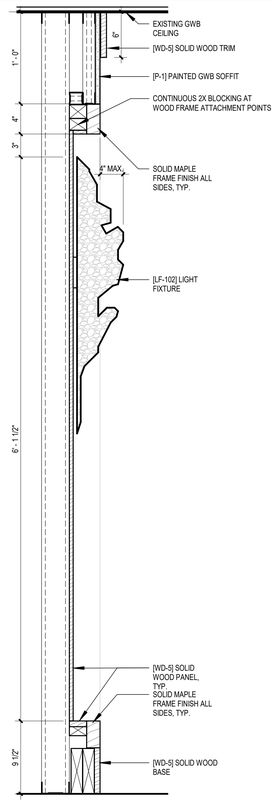

5 WINE BAR - MILLWORK - RECESSED PANEL
1 1/2" = 1'-0"

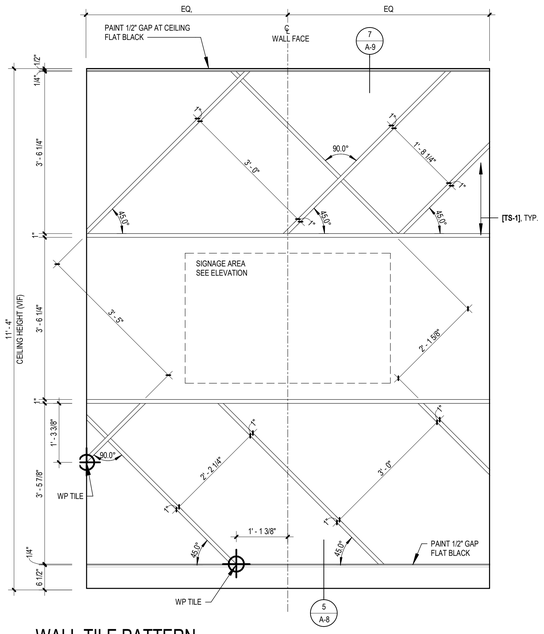

3 WALL TILE PATTERN
3/4" = 1'-0"

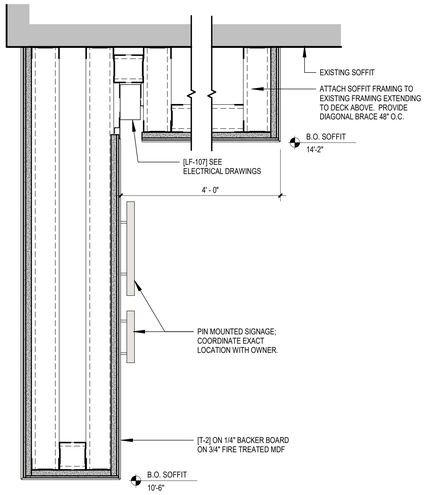

10 ENTRY PORTAL SOFFIT DETAIL
1 1/2" = 1'-0"

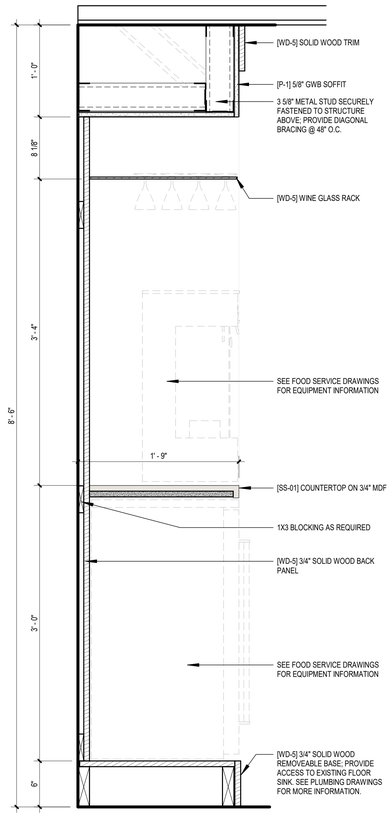

6 WINE BAR - MILLWORK DETAIL
1 1/2" = 1'-0"

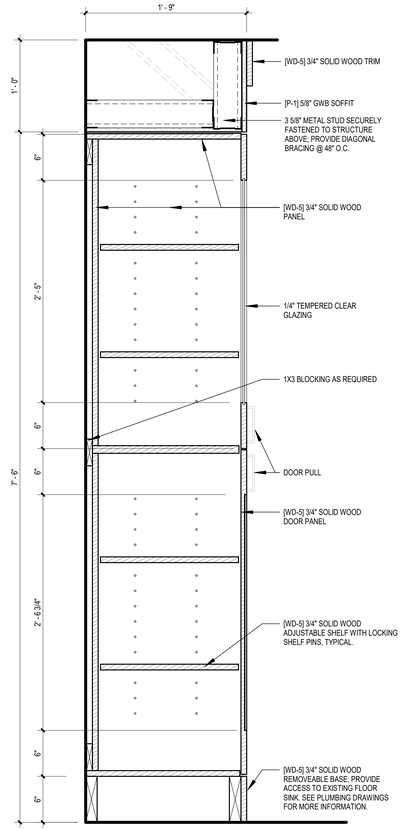

4 WINE BAR - MILLWORK - GLASS STORAGE
1 1/2" = 1'-0"

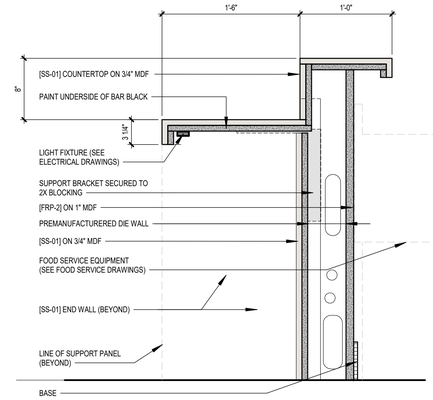

2 DETAIL AT ADA BAR
1 1/2" = 1'-0"

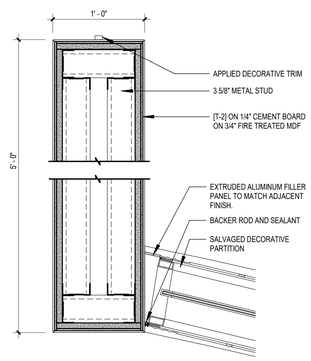

9 DETAIL AT ENTRY PORTAL
1 1/2" = 1'-0"

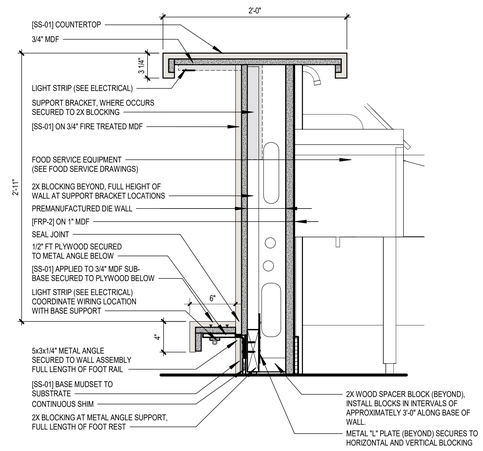

1 DETAIL AT BAR
1 1/2" = 1'-0"

CROCKFORDS - RESORTS WORLD CATSKILLS

888 Resorts World Dr
Monticello, NY 12701

JCJARCHITECTURE
120 HUYSHOPE AVENUE
SUITE 400
HARTFORD, CT 06106
860.247.9226

© 2021 JCJ Architecture

CONSULTANT:

Reference Cover Sheet for Consultant Directory

BIDDING & CONSTRUCTION
07/06/2022

PIC [JMM] DL [ML]
PM [DT] DTL [LKB]

ISSUE	07/06/2022
JOB	H18064.19
DRAWN	LKB
SCALE	As indicated

REVISIONS

INTERIOR DETAILS

A-9

DRAWING PRINTED FULL SIZE (100%) = 30"x42"; DRAWING PRINTED HALF SIZE (50%) WILL FIT ON A SHEET 15"x22" WITH 1.5" OF EXTRA SPACE ON ALL FOUR SIDES; DRAWING PRINTED NEARLY THIRD SIZE (37.5%) = 11.25"x15.75" WILL FIT TIGHTLY ON 11"x17" INDIVIDUAL 1/2", 1/4", 1/8", 1/16" AND 1/32" VIEW SCALES WILL TRANSLATE BY MULTIPLYING THE DENOMINATOR BY 8 AND MAKING THE NUMERATOR 3. FOR EXAMPLE, 1/8"=1'-0" AT 37.5% WILL BE 3/64"=1'-0". FOR SCALES A1 3/4", 3/8", 3/16" AND 3/32" THE TRANSLATION IS CLOSE ENOUGH TO USE THE DENOMINATOR EQUIVALENT AND CHANGE THE NUMERATOR TO 1. EXAMPLE 3/4"=1'-0" AT 37.5% WILL BE NEARLY TO 1/4"=1'-0"

r1932x/0016
7/6/2022 9:23:56 PM