STORM KING ART CENTER
WELCOME PAVILIONS

06/13/22
BID SET

Owner
Storm King Art Center
1 Museum Road
New Windsor, NY 12553
+1 (845) 534-3115

Design Architect
heneghan peng architects
14-16 Lord Edward Street
Dublin, D02 YC63
+353 1 633 9000

Executive Architect
WXY Architecture + Urban Design
224 Centre Street, 5th Floor
New York, NY 10013
+1 (212) 219-1953

Landscape Architect
Gustafson Porter + Bowman
1 Cobham Mews
London, MW1 9SB
+44 020 7284 8950

Reed Hilderbrand LLC
33 Whitney Avenue, 3rd Floor
New Haven, CT 06510
+1 (617) 923-2422

Structural & Lighting
ARUP
77 Water Street
New York, NY 10005
+1 (212) 896-3000

MEPF & IT
BuroHappold
100 Broadway #23
New York, NY 10005
+1 (212) 616-0228

Civil
VHB
100 Great Oaks Blvd., Suite 118
Albany, NY 12203
+1 (518) 389-3606

AV & Acoustics
LSTN Consultants
76 Beaver Street, 2nd Floor
New York, NY 10005
+1 (347) 788-0810

Facade
Front Inc.
100 E. Broadway Street, #501
New York, NY 10002
+1 (212) 242-2220

Key Plan

Description	Date
Filing Set	06/17/22

Project

Storm King Art Center

Welcome Pavilions

Seal

NOT FOR CONSTRUCTION

Drawing Title

Cover Sheet

Date	06/17/22
Scale	Not to Scale
Drawing Number	G-W-000
Sheet Size	ARCH D

SHEET NUMBER	SHEET NAME	FILING SET
G-W-000	Cover Sheet	•
G-W-001	Drawing List	•
G-W-002	Abbreviations, Symbols, & General Notes	•
G-W-003	Accessibility Summary	•
G-W-004	Code Summary	•
G-W-005	Occupancy Load & Exit Capacity - Ticketing	•
G-W-006	Occupancy Load & Exit Capacity - Restroom	•
G-W-007	Fire Safety & Egress Distance - Ticketing	•
G-W-008	Fire Safety & Egress Distance - Restroom	•
G-W-009	Fire Extinguisher Locations	•
EN-W-001	Restroom - Building Envelope Takeoffs	•
EN-W-002	Restroom - Energy Code & COMcheck	•
EN-W-003	Restroom - Energy Code & COMcheck	•
EN-W-004	Restroom - Energy Code & COMcheck	•
EN-W-011	Ticketing - Building Envelope Takeoffs	•
EN-W-012	Ticketing - Energy Code & COMcheck	•
EN-W-013	Ticketing - Energy Code & COMcheck	•
EN-W-014	Ticketing - Energy Code & COMcheck	•
A-W-011	Site Plan - Property	•
A-W-012	Site Plan - Building	•
A-W-021	Scandrett - Demolition Plan - Basement Level	•
A-W-022	Scandrett - Demolition Plan - Ground Level	•
A-W-023	Scandrett - Demolition Plan - Second Level	•
A-W-024	Scandrett - Demolition Plan - Third Level	•
A-W-025	Scandrett - Demolition Plan - Roof Level	•
A-W-026	Scandrett - Demolition Elevations	•
A-W-091	Setting Out - North Parking	•
A-W-092	Setting Out - Welcome Pavilions	•
A-W-093	Restroom - Setting Out - Primary & Secondary Grid	•
A-W-094	Restroom - Setting Out - Facade & Vertical Grid	•
A-W-095	Ticketing - Setting Out - Primary & Facade Grid	•
A-W-096	Canopy - Setting Out - Primary & Vertical Grid	•
A-W-101	Restroom - Ground Floor Plan	•
A-W-102	Restroom - Lower Roof Plan	•
A-W-103	Restroom - Upper Roof Plan	•
A-W-104	Restroom - Ground Floor Plan - Enlarged	•
A-W-105	Restroom - Ground Floor Plan - Enlarged	•
A-W-106	Restroom - Roof Floor Plan - Enlarged	•
A-W-107	Restroom - Roof Floor Plan - Enlarged	•
A-W-111	Restroom - RCP - Ground Level	•
A-W-112	Restroom - RCP - Upper Roof	•
A-W-113	Restroom - Ground Floor RCP - Enlarged	•
A-W-114	Restroom - Ground Floor RCP - Enlarged	•
A-W-115	Restroom - RCP - Upper Roof - Enlarged	•
A-W-121	Restrooms - Finish Floor & Device Plan - Enlarged	•
A-W-122	Restrooms - Finish Floor & Device Plan - Enlarged	•
A-W-131	Ticketing - Ground Floor Plan	•
A-W-132	Ticketing - Attic Floor Plan	•
A-W-133	Ticketing - Roof Floor Plan	•
A-W-134	Ticketing - Ground Floor & Attic Plan - Enlarged	•
A-W-135	Ticketing - Roof Level Plan - Enlarged	•
A-W-141	Ticketing - Ground Floor RCP	•
A-W-142	Ticketing - Attic RCP	•
A-W-151	Ticketing - Finish Floor & Device Plan - Ground & Attic Level	•
A-W-161	Canopy - Floor Plan - Ground Level	•
A-W-171	Canopy - RCP - Ground Level	•
A-W-181	Canopy - Finish Floor & Device Plan	•
A-W-201	Restroom - Building Elevations - Overall	•
A-W-202	Restroom - Building Elevations - Enlarged	•
A-W-211	Ticketing - Building Elevations - Overall	•
A-W-212	Ticketing - Building Elevations - Overall	•
A-W-221	Canopy - Building Elevations - Overall	•
A-W-301	Restroom - Building Sections	•

SHEET NUMBER	SHEET NAME	FILING SET
A-W-311	Ticketing - Building Sections	•
A-W-321	Canopy - Building Sections	•
A-W-401	Restroom - Wall Sections	•
A-W-402	Restroom - Wall Sections	•
A-W-404	Ticketing - Wall Sections	•
A-W-405	Ticketing - Wall Sections	•
A-W-406	Ticketing - Wall Sections	•
A-W-409	Canopy - Wall Sections	•
A-W-411	Restroom - Plan Details - Envelope	•
A-W-412	Restroom - Plan Details - Envelope	•
A-W-415	Restroom - Section Details - Envelope	•
A-W-416	Restroom - Section Details - Sink	•
A-W-421	Ticketing - Plan Details - Envelope	•
A-W-422	Ticketing - Plan Details - Envelope	•
A-W-425	Ticketing - Section Details - Envelope	•
A-W-426	Ticketing - Section Details - Envelope	•
A-W-427	Ticketing - Section Details - Envelope	•
A-W-428	Ticketing - Section Details - Envelope	•
A-W-431	Canopy - Plan & Section Details	•
A-W-441	Restroom - Door Details - Exterior	•
A-W-442	Restroom - Door Details - Exterior	•
A-W-443	Restroom - Door Details - Exterior	•
A-W-451	Ticketing - Door Details - Exterior	•
A-W-481	Sink Plans	•
A-W-482	Sink Plan Details	•
A-W-484	Sink Axonometrics	•
A-W-485	Mirror Axonometrics	•
A-W-501	Scandrett South Stair	•
A-W-601	Restroom - Interior Elevations - 101, 102, 104, & 111	•
A-W-602	Restroom - Interior Elevations - 112, 114, 115, & 116	•
A-W-603	Ticketing - Interior Elevations - 101, 102, & 103	•
A-W-604	Ticketing - Internal Elevations - 201	•
A-W-605	Restroom - Internal Elevations - 110	•
A-W-621	Ticketing - Interior Door & Wall Details	•
A-W-630	Ticketing - Millwork Details	•
A-W-701	Restroom - Room Finish Schedule	•
A-W-702	Restroom - Door Schedule	•
A-W-703	Restroom - Window & Louver Schedule	•
A-W-704	Fixture Schedules	•
A-W-721	Ticketing & Canopy- Room Finish Schedule	•
A-W-722	Ticketing - Window, Louver & Door Schedule	•
A-W-731	Exterior Wall Types	•
A-W-732	Exterior Wall Types	•
A-W-741	Interior Wall Types	•
A-W-751	Floor, Ceiling & Roof Types	•
A-W-791	Keynote Master Schedule	•
S-W-001	Structural Symbols and Abbreviations	•
S-W-002	Structural General Notes, Sheet 1	•
S-W-003	Structural General Notes, Sheet 2	•
S-W-011	Restroom Loading Plan	•
S-W-021	Ticketing Loading Plan	•
S-W-031	Canopy Loading Plan	•
S-W-111	Restroom Foundation Plan, Ground Level	•
S-W-121	Ticketing Foundation Plan, Ground Level	•
S-W-131	Canopy Foundation Plan, Ground Level	•
S-W-311	Restroom Framing Plan, Roof Level	•
S-W-321	Ticketing Framing Plan, Second Level	•
S-W-322	Ticketing Framing Plan, Roof Level	•
S-W-331	Canopy Framing Plan, Roof Level	•
S-W-701	Structural Typ Foundation Details	•
S-W-702	Structural Typ Concrete Details	•
S-W-703	Structural Typ Concrete Details	•
S-W-711	Structural Typ Steel Details	•
S-W-721	Structural Typ Timber Details, Sheet 1	•

SHEET NUMBER	SHEET NAME	FILING SET
S-W-722	Structural Typ Timber Details, Sheet 2	•
S-W-811	Restroom Foundation Details	•
S-W-812	Restroom Framing Details	•
S-W-821	Ticketing Foundation Details	•
S-W-822	Ticketing Framing Details	•
S-W-823	Ticketing Framing Details	•
S-W-831	Canopy Foundation Details	•
S-W-832	Canopy Framing Details	•
M-W-001	Abbreviations, Symbols, and Legends	•
M-W-002	General Notes	•
M-W-101	Restroom - Duct Plan - Ground Level	•
M-W-102	Restroom - Duct Plan - Roof Level	•
M-W-111	Ticketing - Duct Plan - Ground Level	•
M-W-112	Ticketing - Duct Plan - Second Level	•
M-W-211	Ticketing - Pipe Plan - Ground Level	•
M-W-212	Ticketing- Pipe Plan - Second Level	•
M-W-401	Mechanical Sections	•
M-W-501	Mechanical Details	•
M-W-502	Mechanical Details	•
M-W-503	Mechanical Details	•
M-W-504	Mechanical Details	•
M-W-505	Mechanical Details	•
M-W-506	Mechanical Details	•
M-W-507	Mechanical Details	•
M-W-508	Mechanical Details	•
M-W-601	Welcome - Mechanical Schedules	•
M-W-701	Welcome - Duct Riser	•
M-W-702	Refrigerant Riser	•
M-W-900	Site Controls Plan	•
M-W-901	Control Details	•
M-W-902	Control Details	•
P-W-001	Abbreviations, Symbols, and Legends	•
P-W-002	General Notes	•
P-W-100	Restroom - Piping - Underslab	•
P-W-101	Restroom - Piping Plan - Ground Level	•
P-W-102	Restroom - Piping Plan - Roof Level	•
P-W-111	Ticketing - Pipe Plan - Ground Level	•
P-W-112	Ticketing - Pipe Plan - Roof Level	•
P-W-401	Plumbing Sections	•
P-W-410	Plumbing Enlarged Plans	•
P-W-501	Plumbing Details	•
P-W-502	Plumbing Details	•
P-W-503	Plumbing Details	•
P-W-504	Plumbing Details	•
P-W-601	Welcome - Plumbing Schedules	•
P-W-701	Welcome - Domestic Water Riser	•
P-W-711	Welcome - Drain & Vent Riser	•
P-W-721	Welcome - Storm Riser	•
E-W-001	Abbreviations, Symbols and Legends	•
E-W-002	General Notes	•
E-W-003	General Notes	•
E-W-101	Restroom - Power Plan - Ground Level	•
E-W-102	Restroom - Power Plan - Roof Level	•
E-W-111	Ticketing - Power Plan - Ground Level	•
E-W-112	Ticketing - Power Plan - Second Level	•
E-W-121	Canopy - Power Plan - Ground Level	•
E-W-201	Restroom - Lighting Plan - Ground Level	•
E-W-211	Ticketing - Lighting Plan - Ground Level	•
E-W-221	Canopy - Lighting Plan - Ground Level	•
E-W-501	Electrical Details	•
E-W-502	Electrical Details	•
E-W-503	Electrical Details	•

SHEET NUMBER	SHEET NAME	FILING SET
E-W-504	Electrical Details	•
E-W-601	Welcome - Electrical Schedules	•
E-W-602	Welcome Electrical Schedules	•
E-W-701	Welcome - Electrical Riser	•
E-W-900	Site Plan - Property - Electrical Power	•
E-W-901	Site Plan - Building - Electrical Power	•
E-W-910	Site Plan - Property - Lighting	•
FA-W-001	Abbreviations, Symbols, and General Notes	•
FA-W-101	Restroom - Fire Alarm Plan - Ground Level	•
FA-W-111	Ticketing - Fire Alarm Plan - Ground Level	•
FA-W-701	Fire Alarm Riser	•

IT & SECURITY DRAWINGS ALSO INCLUDED FOR BID SET.

Owner
Storm King Art Center
1 Museum Road
New Windsor, NY 12553
+1 (845) 534-3115

Design Architect
heneghan peng architects
14-16 Lord Edward Street
Dublin, D02 YC63
+353 1 633 9000

Executive Architect
WXY Architecture + Urban Design
224 Centre Street, 5th Floor
New York, NY 10013
+1 (212) 219-1953

Landscape Architect
Gustafson Porter + Bowman
1 Cobham Mews
London, MW1 9SB
+44 020 7284 8950

Reed Hilderbrand LLC
33 Whitney Avenue, 3rd Floor
New Haven, CT 06510
+1 (617) 923-2422

Structural & Lighting
ARUP
77 Water Street
New York, NY 10005
+1 (212) 896-3000

MEPF & IT
BuroHappold
100 Broadway #23
New York, NY 10005
+1 (212) 616-0228

Civil
VHB
100 Great Oaks Blvd., Suite 118
Albany, NY 12203
+1 (518) 389-3606

AV & Acoustics
LSTN Consultants
76 Beaver Street, 2nd Floor
New York, NY 10005
+1 (347) 788-0810

Facade
Front Inc.
100 E. Broadway Street, #501
New York, NY 10002
+1 (212) 242-2220

Key Plan

Description	Date
Filing Set	06/17/22

Project

Storm King Art Center

Welcome Pavilions

Seal

NOT FOR CONSTRUCTION

Drawing Title

Drawing List

Date	06/17/22
Scale	Not to Scale
Drawing Number	G-W-001
Sheet Size	ARCH D

General Notes

1. No work shall commence without first obtaining any required permits or approvals from applicable regulating agencies of the State of New York and Town of Cornwall.
2. All work shall comply with the requirements of the State Uniform Fire Prevention and Building Code of the Codes Rules and Regulations of the State of New York and any other applicable state regulations.
3. All work shall comply with the Zoning Law of the Town of Cornwall and any other applicable local regulations.
4. All work relating to waste water disposal shall be approved by the Town of Cornwall and shall comply with all applicable regulations.
5. All work shall be performed by contractors and subcontractors licensed to work in the State of New York including, but not limited to, the following trades: general contracting, surveying, site work, concrete erection, steel fabrication and erection, general electrical, general plumbing, and mechanical equipment installation.
6. All contractors and subcontractors shall carry general liability and worker's compensation insurance as required by the Town of Cornwall, the State of New York and other regulating agencies. Contractors and subcontractors shall provide certificates of insurance.
7. The Contractor shall file all applications, pay for all necessary permits and secure certificates of occupancy for the Work.
8. All necessary provisions for installation of primary electrical service shall be made in conjunction with and to the required specifications of the Local Gas and Electric Companies.
9. All materials for construction located on site shall be segregated and neatly stored out of the path of construction operations and shall be protected from damage by all hazards including weather, ground moisture and construction activities until use.
10. Unless otherwise indicated, all material furnished and incorporated into the Work shall be new, unused and of quality standard to the industry for first class work of similar nature and character. Materials shall be installed in accordance with the manufacturers' recommendations and best standard of the trades involved.
11. The Contractor shall be responsible for the protection of all existing buildings and other installations that are to remain intact while performing the Work.
12. Where adjacent structures are occupied or to be preserved, the Contractor shall take every precaution to safeguard the structural integrity of the walls, roofing, entrance and exit of the adjacent building and to provide, if required, temporary waterproofing and parging to protect it. The Contractor shall also take every precaution to ensure that damage, noise, dust and interruptions to adjacent structures will be kept to a minimum.
13. The Contractor shall visit the site and be knowledgeable of conditions thereon, comply with Specification Sections in Division 1 and 2 for specific requirements for survey of existing site conditions and conduct of excavation and ensuing construction activities prior to proceeding with the Work.
14. The Contractor shall verify accuracy of survey information and shall perform additional site surveys to ensure accurate placement of buildings on the site. See survey for geo-location information.
15. All dimensions shall have preference over scale. Do not scale these drawings.
16. All dimensions shall be verified in the field prior to proceeding with the Work. The Architect shall be notified of any discrepancies.
17. Plan dimensions are shown to the centerline of columns and the finished face of walls unless noted otherwise. Elevation and section dimensions are shown relative to finish floor levels which are referenced to building elevation above sea level. See survey for elevation information.
18. Where discrepancies exist between drawings of various disciplines, notify the Architect of these discrepancies prior to construction. Consult the Architect before proceeding with work in any area requiring clarification. In case of conflict in documents, specifications or general requirements, the most stringent is to be required.
19. Details shown are intended to describe scope and profile. Where details have not been provided, the Work is intended to be similar in character to those areas detailed. Where specific dimensions, details or design intent cannot be determined, consult the Architect prior to proceeding with the Work.
20. The Work in these drawings in intended to show scope of penetrations, slab and wall openings required to accommodate mechanical, electrical and plumbing trades. However, the Contractor shall coordinate all penetrations, slab and wall openings required by these trades before proceeding with the Work.
21. All pipes, bus ducts, risers and other elements that penetrate floor slabs shall be installed in a manner that will preserve the fire resistive and structural integrity of the building.
22. Not all Specifications Divisions are referenced on the sheet legend notes. Multiple divisions may apply to each note. Reference the specific specification for related sections.
23. Each legend references that particular sheet it is on and may not correspond to other sheets.

Symbol Legend

- A-X-XXX X — Building Elevation
- X / X A-X-XXX X / X — Interior Elevation
- X A-X-XXX — Building Section
- X A-X-XXX — Wall Section
- X A-X-XXX — Detail Callout
- N — North Arrow
- XXX ROOM NAME XXX SF — Room Tag
- 0' - 0" Level — Elevation Marker
- GL — Grid Line
- X — Revision Tag
- ALIGN — Align
- 00-00-00.XX — Keynote
  - Element Identifier
  - Specification Number
- XXXX 8' - 0" — Finish Ceiling Type/Height
- XXXX — Lighting Fixture Tag
- 101 — Door Number
- W00 — Opening Tag
  - Window Type (W)
  - Louver Type (L)
  - Grille Type (G)
  - Diffuser Type (DF)
- X00 — Assembly Tag
  - Exterior Wall Type (E)
  - Interior Wall Type (P)
  - Roof Type (R)
  - Floor Type (F)
  - Exterior Storefront (EST)
  - Interior Storefront (IST)
- XX00 — Device/Equipment/Fixture Tag
  - Electrical Device (ED)
  - Security Devices (SD)
  - Kitchen Equipment (KE)
- X000 — Millwork/Casework Tag
- Construction Above
- ℄ — Center Line
- Match Line

Material Indicators

- Earth
- Rock Fill
- Sand, Mortar, Plaster
- Concrete
- Stone
- Brick, Masonry
- Metal
- Wood
- Wood (Continuous)
- Wood (Blocking)
- Plywood
- Glass
- Tile (Dimensional)
- Gypsum Board
- Insulation (Batt, Blanket)
- Insulation (Rigid)

Abbreviations

ADJ	Adjacent or Adjustable
AFF	Above Finished Floor
ALUM	Aluminum
AS REQ'D	As Required
BAT	Batten
CAB	Cabinet
CLG	Ceiling
COL	Column
CONST	Construction
DIAM	Diameter
ELEC	Electric(al)
EQ	Equal
EX	Existing
FF	Finished Floor
FH	Full Height
FM	Field Measure
FO	"Face of" or "Finish Opening"
GWB	Gypsum Wall Board
HC	Hollow Core
HDF	High-Density Fiberboard
HDWD	Hardwood
HM	Hollow Metal
LAM	Laminated
MDF	Medium-Density Fiberboard
MTL	Metal
NIC	Not in Contract
NTS	Not to Scale
OC	On Center
OPP HAND	Opposite Hand
PH	Partial Height
PL GL	Plate Glass
PL LAM	Plastic Laminate
PLY	Plywood
PNL	Panel
RO	Rough Opening
RVL	Reveal
SDL	Saddle
SIM	Similar
SS	Stainless Steel
T&B	Top & Bottom
TOH	Top of Head
TOS	Top of Sill
TYP	Typical
UC	Undercut
UON	Unless Otherwise Noted
VGB	Vertical Grab Bar
VIF	Verify in Field
W/	With
W/O	Without
WP	Waterproof

Owner
Storm King Art Center
1 Museum Road
New Windsor, NY 12553
+1 (845) 534-3115

Design Architect
heneghan peng architects
14-16 Lord Edward Street
Dublin, D02 YC63
+353 1 633 9000

Executive Architect
WXY Architecture + Urban Design
224 Centre Street, 5th Floor
New York, NY 10013
+1 (212) 219-1953

Landscape Architect
Gustafson Porter + Bowman
1 Cobham Mews
London, MW1 9SB
+44 020 7284 8950

Reed Hilderbrand LLC
33 Whitney Avenue, 3rd Floor
New Haven, CT 06510
+1 (617) 923-2422

Structural & Lighting
ARUP
77 Water Street
New York, NY 10005
+1 (212) 896-3000

MEPF & IT
BuroHappold
100 Broadway #23
New York, NY 10005
+1 (212) 616-0228

Civil
VHB
100 Great Oaks Blvd., Suite 118
Albany, NY 12203
+1 (518) 389-3606

AV & Acoustics
LSTN Consultants
76 Beaver Street, 2nd Floor
New York, NY 10005
+1 (347) 788-0810

Facade
Front Inc.
100 E. Broadway Street, #501
New York, NY 10002
+1 (212) 242-2220

Key Plan

Description	Date
Filing Set	06/17/22

Project

Storm King Art Center

Welcome Pavilions

Seal

NOT FOR CONSTRUCTION

Drawing Title

Abbreviations, Symbols, & General Notes

Date	06/17/22
Scale	Not to Scale
Drawing Number	G-W-002
Sheet Size	ARCH D

Door Clearances

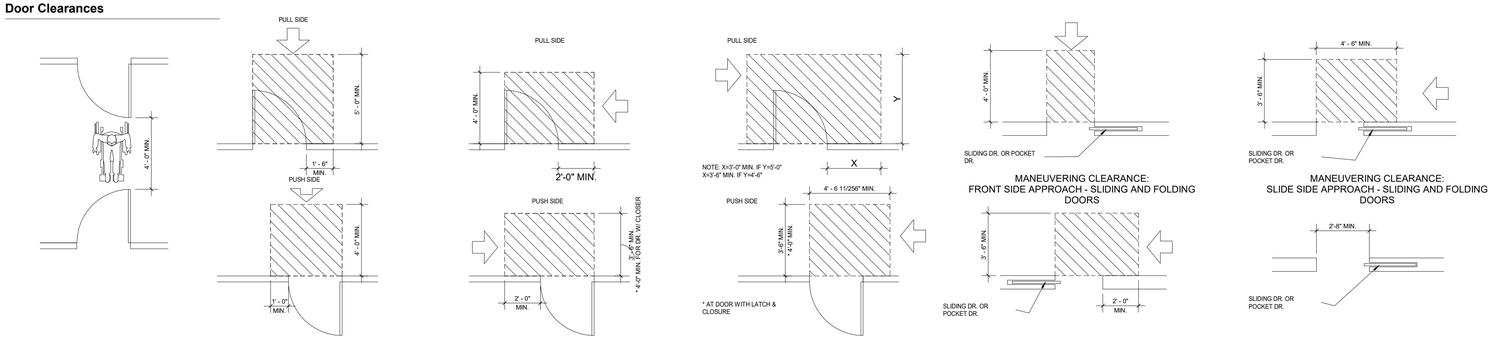

TWO HINGED DOORS IN SERIES
MANEUVERING CLEARANCE: FRONT APPROACHES - SWINGING DOORS
MANEUVERING CLEARANCE: LATCH SIDE APPROACHES - SWINGING DOORS
MANEUVERING CLEARANCE: HINGE SIDE APPROACHES - SWINGING DOORS
MANEUVERING CLEARANCE: FRONT SIDE APPROACH - SLIDING AND FOLDING DOORS
MANEUVERING CLEARANCE: SLIDE SIDE APPROACH - SLIDING AND FOLDING DOORS
MANEUVERING CLEARANCE: LATCH SIDE APPROACHES - SLIDING AND FOLDING DOORS
CLEAR DOORWAY WIDTH AT SLIDING DOOR

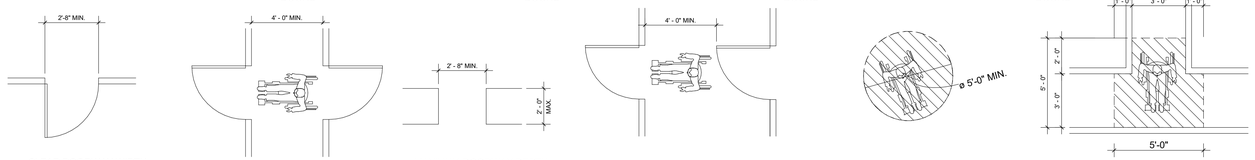

CLEAR DOORWAY WIDTH
MAXIMUM DOORWAY DEPTH
TWO HINGED DOORS IN SERIES
MIN. CLEARANCE FOR A 360 DEG. WHEELCHAIR TURN
MIN. CLEARANCE FOR A 180 DEG. WHEELCHAIR TURN

Restrooms

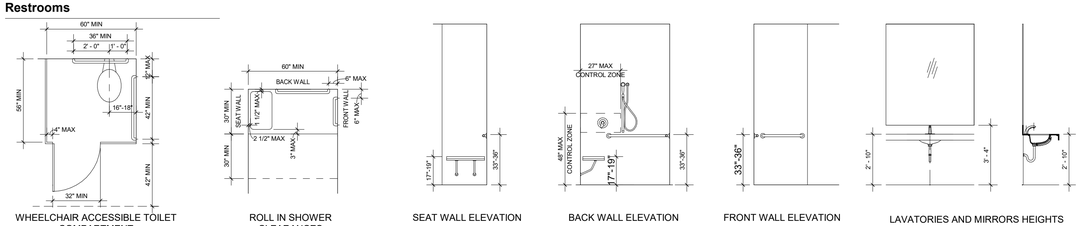

WHEELCHAIR ACCESSIBLE TOILET COMPARTMENT
ROLL IN SHOWER CLEARANCES
SEAT WALL ELEVATION
BACK WALL ELEVATION
FRONT WALL ELEVATION
LAVATORIES AND MIRRORS HEIGHTS

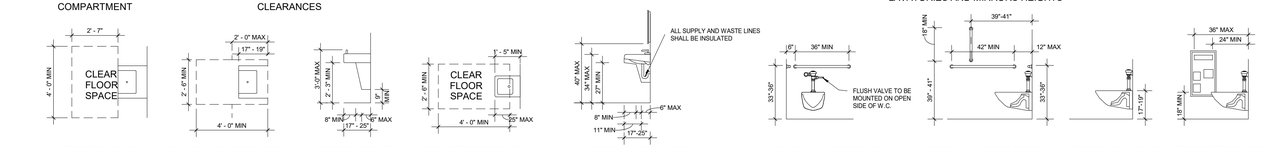

FREESTANDING FOUNTAIN
FOUNTAIN CLEAR FLOOR SPACE
SPOUT HEIGHT AND KNEE CLEARANCES
CLEAR FLOOR SPACE AT LAVATORY
LAVATORY CLEARANCES
REAR WALL GRAB BAR FOR TOILET ROOM
SIDE WALL GRAB BARS FOR TOILET ROOM
TOILET MOUNTING HEIGHT
RECESSED TOILET PAPER DISPENSER

GENERAL NOTE: ALL GRAB BAR HEIGHTS TO BE MEASURED TO TOP OF BAR

Accessible Reach Ranges

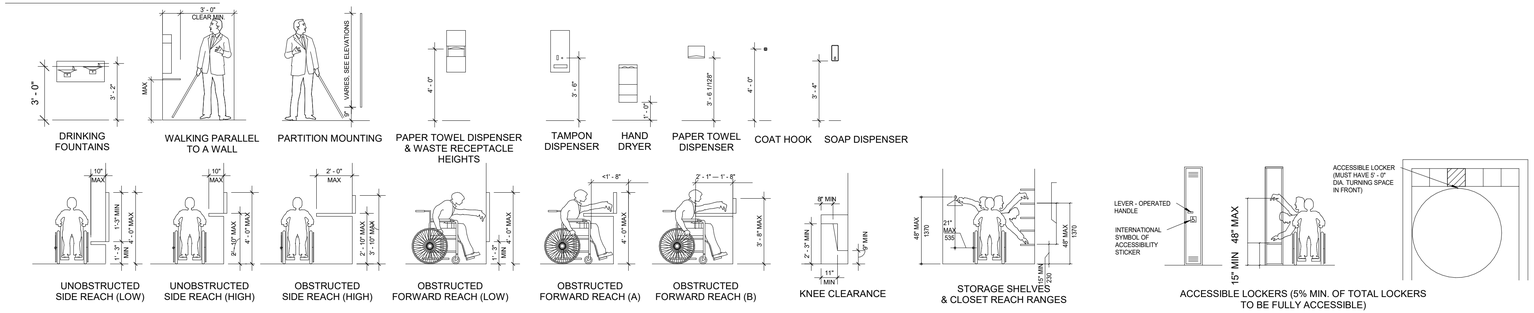

DRINKING FOUNTAINS
WALKING PARALLEL TO A WALL
PARTITION MOUNTING
PAPER TOWEL DISPENSER & WASTE RECEPTACLE HEIGHTS
TAMPON DISPENSER
HAND DRYER
PAPER TOWEL DISPENSER
COAT HOOK
SOAP DISPENSER
UNOBSTRUCTED SIDE REACH (LOW)
UNOBSTRUCTED SIDE REACH (HIGH)
OBSTRUCTED SIDE REACH (HIGH)
OBSTRUCTED FORWARD REACH (LOW)
OBSTRUCTED FORWARD REACH (A)
OBSTRUCTED FORWARD REACH (B)
KNEE CLEARANCE
STORAGE SHELVES & CLOSET REACH RANGES
ACCESSIBLE LOCKERS (5% MIN. OF TOTAL LOCKERS TO BE FULLY ACCESSIBLE)

Accessibility Summary

Buildings and facilities shall be designed and constructed to be accessible in accordance with the Federal 2010 ADA Standards for Accessible Design. Refer to the 2010 ADA Standards for Accessible Design using chapter reference for clarifications and exceptions.

204 Protruding Objects
Protruding objects on circulation paths shall comply with 307.

210 Stairways
Interior and exterior stairs that are part of a means of egress shall comply with 504.

211 Drinking Fountains
Where drinking fountains are provided on an exterior site, on a floor, or within a secured area they shall be provided in accordance with 211.

213.3 Plumbing Fixtures and Accessories
Plumbing fixtures and accessories provided in a toilet room or bathing room required to comply with 213.2 shall comply with 213.3

213 Toilet Facilities and Bathing Facilities
Where toilet facilities and bathing facilities are provided, they shall comply with 213.

225 Storage
Storage facilities shall comply with 225

227 Sales and Service
Where provided, check-out aisles, sales counters, service counters, food service lines, queues, and waiting lines shall comply with 227 and 904.

303 Changes in Level
Where changes in level are permitted in floor or ground surfaces, they shall comply with 303.

404 Doors, Doorways, and Gates.
Doors, doorways, and gates that are part of an accessible route shall comply with 404.

404.2.4.4 Floor or Ground Surface.
Floor or ground surface within required maneuvering clearances shall comply with 302.

405 Ramps
Ramps on accessible routes shall comply with 405. Changes in level other than the running slope and cross slope are not permitted on ramp runs

407 Elevators
Elevators shall comply with 407 and with ASME A17.1 (incorporated by reference, see "Referenced Standards" in Chapter 1). They shall be passenger elevators as classified by ASME A17.1. Elevator operation shall be automatic.

502 Parking Spaces
Car and van parking spaces shall comply with 502. Where parking spaces are marked with lines, width measurements of parking spaces and access aisles shall be made from the centerline of the markings

505 Handrails
Handrails provided along walking surfaces complying with 403, required at ramps complying with 405, and required at stairs complying with 504 shall comply with 505.

703.7.2 Symbols
The international symbol of accessibility shall comply with figure 703.7.2.1.

802.1 Wheelchair Spaces
Wheelchair spaces shall comply with 802.1.

Owner
Storm King Art Center
1 Museum Road
New Windsor, NY 12553
+1 (845) 534-3115

Design Architect
heneghan peng architects
14-16 Lord Edward Street
Dublin, D02 YC63
+353 1 633 9000

Executive Architect
WXY Architecture + Urban Design
224 Centre Street, 5th Floor
New York, NY 10013
+1 (212) 219-1953

Landscape Architect
Gustafson Porter + Bowman
1 Cobham Mews
London, MW1 9SB
+44 020 7284 8950

Reed Hilderbrand LLC
33 Whitney Avenue, 3rd Floor
New Haven, CT 06510
+1 (617) 923-2422

Structural & Lighting
ARUP
77 Water Street
New York, NY 10005
+1 (212) 896-3000

MEPF & IT
BuroHappold
100 Broadway #23
New York, NY 10005
+1 (212) 616-0228

Civil
VHB
100 Great Oaks Blvd., Suite 118
Albany, NY 12203
+1 (518) 389-3606

AV & Acoustics
LSTN Consultants
76 Beaver Street, 2nd Floor
New York, NY 10005
+1 (347) 788-0810

Facade
Front Inc.
100 E. Broadway Street, #501
New York, NY 10002
+1 (212) 242-2220

Key Plan

Description	Date
Filing Set	06/17/22

Project

Storm King Art Center
Welcome Pavilions

Seal

NOT FOR CONSTRUCTION

Drawing Title

Accessibility Summary

Date	06/17/22
Scale	Not to Scale
Drawing Number	G-W-003
Sheet Size	ARCH D

Applicable Codes & Standards

Building Code (BCNYS)	2020 Building Code of New York State (adopted from IBC 2018 with amendments) Code of the Town of Cornwall, NY Uniform Fire Prevention and Building Code (Uniform Code) New York Codes, Rules and Regulations (19 NYCRR)
Existing Building Code (EBCNYS)	2020 Existing Building Code of New York State (adopted from IBC 2018 with amendments)
Energy Conservation Code (ECCNYS)	2020 Energy Conservation Code of New York State (adopted from IECC 2018 with amendments)
Fire Code (FCNYS)	2020 Fire Code of New York State (adopted from IFC 2018 with amendments)
Mechanical Code (MCNYS)	2020 Mechanical Code of New York State (adopted from IMC 2018 with amendments)
Plumbing Code (PCNYS)	2020 Plumbing Code of New York State (adopted from IPC 2018 with amendments)
Accessibility	BCNYS Chapter 11, in accordance with ICC A117.1
Zoning	Zoning Resolution of the Town of Cornwall, NY

Zoning & Land Use

Section, Block, Lot	30-1-1.1, 30-1-1.4, 30-1-1.5, 30-1-4.22, 30-1-11, 30-1-13, 30-1-14, 30-1-4.2, 30-1-62, 30-1-63, 30-1-64, 30-1-8, 30-1-86, 30-1-87, 30-1-88, 34-1-108, 34-1-9.1, 34-1-9.2, 30-1-9, 34-1-6.1
Zoning District Designation	Mountain and Conservation Residence District (MCR)
Zoning Use Group	Use Group C

Bulk Regulations

	Allowable	*Proposed*
Minimum Usable Lot Area	5 acres	539 acres
Required Lot Width	200'	>200'
Minimum Front Yard Depth	70'	80'
Required Minimum Side Yard	70'	150'
Required Total Side Yard	140'	525'
Minimum Required Road Frontage	150'	1,300'
Maximum Building Height	40' -0"	31' - 8 1/4"
Maximum Development Coverage	15%	5%
Maximum Building Coverage Percent	4%	0.3%
Floor Area Ratio	0.08	0.0044

Key Plan

Building Classification & Code Summary (Ticketing)

Construction Type	Type V-B, addition to existing structure
Occupancy Classification	B - Business (new const.) R-3 Residential (existing) to be converted to B
Automatic Sprinkler System	Not Provided
Emergency Alarm/Voice Communications	Not Provided
Climate Zone	5A

Chapter 5: General Building Heights and Areas

	Allowable	*Proposed*	*Reference*
Maximum Building Height (feet)	40' - 0"	31' - 8 1/4" (new const.) 36' - 9 1/4" (existing)	504.3, 1102.1 EBCNYS 1011.5.2 EBCNYS
Maximum Building Height (stories)	2	1 w/ attic (new const.) 3 w/ basement (existing)	504.4, 1102.1 EBCNYS 1011.5.2 EBCNYS
Maximum Allowable Area (A_a)	15,750 SF	480 SF (new const.) 7,025 SF (existing) 4,900 SF (to remain) 5,380 SF (total)	506.2.1 1011.5.2 EBCNYS 506.2, 1102.2 EBCNYS
Allowable Area Factor (A_t)	9,000 SF	-	506.2
Area Factor Increase (I_f)	75%	-	506.3.3

Chapter 6: Types of Construction

	Allowable	*Proposed*	*Reference*
Minimum Fire-Resistance Rating Req.			Table 601
Primary Structural Frame	0 hours	0 hours	
Exterior Bearing Walls	0 hours	0 hours	
Interior Bearing Walls	0 hours	0 hours	
Exterior Non-bearing walls/partitions	0 hours	0 hours	
Interior Non-bearing walls/partitions	0 hours	0 hours	
Floor Construction	0 hours	0 hours	
Roof Construction	0 hours	0 hours	

Chapter 7: Fire and Smoke Protection Features

	Allowable	*Proposed*	*Reference*
Minimum Fire-Resistance Rating Req.			
Fire Walls	2 hours	N/A	706.4a
Fire Barriers	varies		707
Exit Access Stairways	0 hours	0 hours	1019.3
Fire Partitions	1 hour	N/A	708.3

Chapter 8: Interior Finishes

	Allowable	*Proposed*	*Reference*
Interior Wall and Ceiling Finish Req.			803.1.2
Rooms and Enclosed Spaces	C	C or better	Table 803.13

Chapter 9: Fire Protection and Life Safety Systems

	Allowable	*Proposed*	*Reference*
Automatic Sprinkler System	Not Required	Not Provided	903.2
Portable Fire Extinguishers (Type A)			906
Min. extinguisher rating	2-A (or two 1-A)	2-A	Table 906.3(1)
Max. floor area per unit of A	3,000 SF	240 SF	Table 906.3(1)
Max. floor area for extinguisher	11,250 SF	480 SF	Table 906.3(1)
Max. travel distance to extinguisher	75' - 0"	41' - 0"	Table 906.3(1)
Manual Fire Alarm Boxes	Not Required	Not Provided	907.2.2

Chapter 10: Means of Egress

	Allowable	*Proposed*	*Reference*
Minimum Stairway Width	0.3" per occupant	varies, see drawings	1005.3.1
Minimum Egress Component Width	0.2" per occupant	varies, see drawings	1005.3.2
Maximum Common Path of Travel	75' - 0"	15' - 0"	Table 1006.2.1
Maximum Exit Access Travel Distance	200' - 0"	22' - 2"	Table 1017.2

Building Classification & Code Summary (Restroom)

Construction Type	Type V-B
Occupancy Classification	B - Business
Automatic Sprinkler System	Not Provided
Emergency Alarm/Voice Communications	Not Provided
Climate Zone	5A

Chapter 5: General Building Heights and Areas

	Allowable	*Proposed*	*Reference*
Maximum Building Height (feet)	40' - 0"	10' - 6 1/4"	504.3
Maximum Building Height (stories)	2	1	504.4
Maximum Allowable Area (A_a)	15,750 SF	1,525 SF	506.2.1
Allowable Area Factor (A_t)	9,000 SF	-	506.2
Area Factor Increase (I_f)	75%	-	506.3.3

Chapter 6: Types of Construction - see Ticketing

Chapter 7: Fire and Smoke Protection Features - see Ticketing

Chapter 8: Interior Finishes

	Allowable	*Proposed*	*Reference*
Interior Wall and Ceiling Finish Req.			803.1.2
Rooms and Enclosed Spaces	C	C or better	Table 803.13

Chapter 9: Fire Protection and Life Safety Systems

	Allowable	*Proposed*	*Reference*
Automatic Sprinkler System	Not Required	Not Provided	903.2
Portable Fire Extinguishers (Type A)			906
Min. extinguisher rating	2-A (or two 1-A)	2-A	Table 906.3(1)
Max. floor area per unit of A	3,000 SF	450 SF	Table 906.3(1)
Max. floor area for extinguisher	11,250 SF	900 SF	Table 906.3(1)
Max. travel distance to extinguisher	75' - 0"	61' - 5"	Table 906.3(1)
Manual Fire Alarm Boxes	Not Required	Not Provided	907.2.2

Chapter 10: Means of Egress

	Allowable	*Proposed*	*Reference*
Maximum Common Path of Travel	75' - 0"	42' - 6"	Table 1006.2.1
Maximum Exit Access Travel Distance	200' - 0"	42' - 6"	Table 1017.2

Building Classification & Code Summary (Canopy)

Construction Type	Type V-B
Occupancy Classification	A-3 - Assembly (unenclosed assembly)
Automatic Sprinkler System	Not Provided
Emergency Alarm/Voice Communications	Not Provided
Climate Zone	5A

Chapter 5: General Building Heights and Areas

	Allowable	*Proposed*	*Reference*
Maximum Building Height (feet)	40' - 0"	22' - 6"	504.3
Maximum Building Height (stories)	1	1	504.4
Maximum Allowable Area (A_a)	10,500 SF	1,150 SF	506.2.3
Allowable Area Factor (A_t)	6,000 SF	-	506.2
Area Factor Increase (I_f)	75%	-	506.3.3

All code references are to BCNYS, UON.

Owner
Storm King Art Center
1 Museum Road
New Windsor, NY 12553
+1 (845) 534-3115

Design Architect
heneghan peng architects
14-16 Lord Edward Street
Dublin, D02 YC63
+353 1 633 9000

Executive Architect
WXY Architecture + Urban Design
224 Centre Street, 5th Floor
New York, NY 10013
+1 (212) 219-1953

Landscape Architect
Gustafson Porter + Bowman
1 Cobham Mews
London, MW1 9SB
+44 020 7284 8950

Reed Hilderbrand LLC
33 Whitney Avenue, 3rd Floor
New Haven, CT 06510
+1 (617) 923-2422

Structural & Lighting
ARUP
77 Water Street
New York, NY 10005
+1 (212) 896-3000

MEPF & IT
BuroHappold
100 Broadway #23
New York, NY 10005
+1 (212) 616-0228

Civil
VHB
100 Great Oaks Blvd., Suite 118
Albany, NY 12203
+1 (518) 389-3606

AV & Acoustics
LSTN Consultants
76 Beaver Street, 2nd Floor
New York, NY 10005
+1 (347) 788-0810

Facade
Front Inc.
100 E. Broadway Street, #501
New York, NY 10002
+1 (212) 242-2220

Key Plan

N

Description	Date
Filing Set	06/17/22

Project

Storm King Art Center

Welcome Pavilions

Seal

NOT FOR CONSTRUCTION

Drawing Title

Code Summary

Date	06/17/22
Scale	Not to Scale
Drawing Number	G-W-004
Sheet Size	ARCH D

1 Occupancy Plan - Ticketing - Second Level
3/16" = 1'-0"

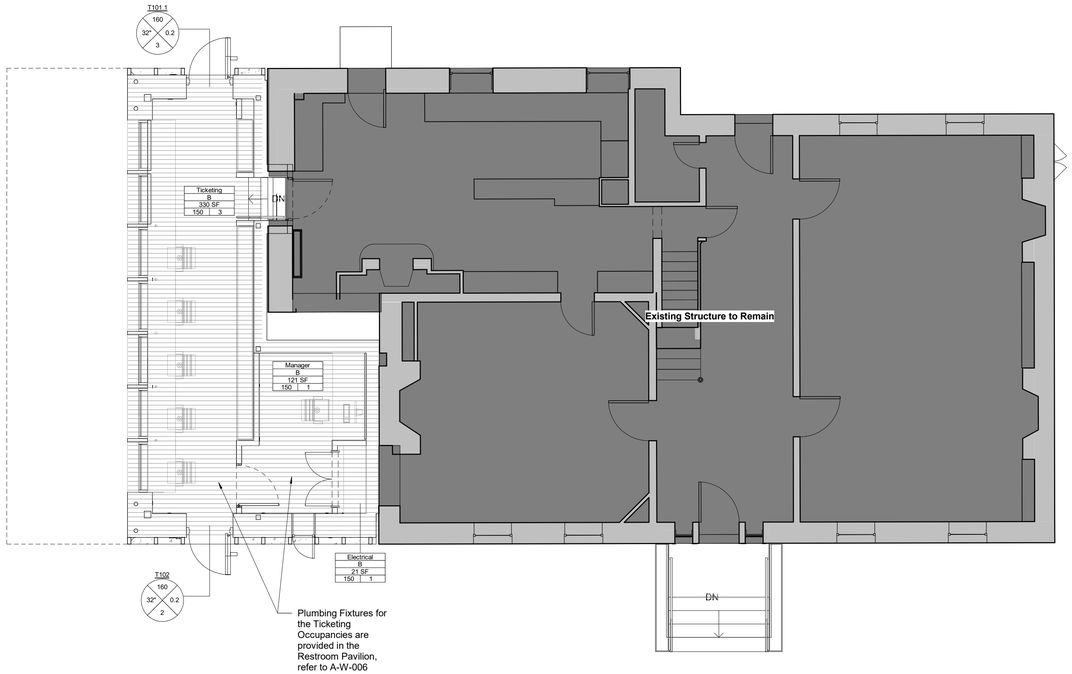

2 Occupancy Plan - Ticketing - Ground Level
3/16" = 1'-0"

Occupancy Schedule - Ticketing - Ground Level

Area Name	*Area*	*Function*	*Area Type*	*Building Code of New York State*	
				Floor Area / Occupant	*Occupant Load*
Ticketing	330 SF	B	Gross	150	3
Manager	121 SF	B	Gross	150	1
Electrical	21 SF	B	Gross	150	1
					5

Egress Capacity - Ticketing

Number	*Clear Egress Width*	*Occupant Factor*	*Door Egress Capacity*
T101.1	32"	0.2	160
T102	32"	0.2	160

Life Safety Legend

Path of Travel

Non-Rated Wall

DOOR #
MAX OCCP LOAD
WIDTH PER OCCP
CLEAR WIDTH
ACTUAL OCCP LOAD
Door Egress Tag

Exit Signage

AREA NAME
OCCUPANCY CATEGORY
AREA (SF)
AREA / OCCP OCCP LOAD
Area Occupancy Tag

TRAVEL PATH
X
Travel Path ID Tag

FE
Fire Extinguisher (Type A) Tag

B Business

F-2 Moderate-Hazard Industrial

Circulation

Owner
Storm King Art Center
1 Museum Road
New Windsor, NY 12553
+1 (845) 534-3115

Design Architect
heneghan peng architects
14-16 Lord Edward Street
Dublin, D02 YC63
+353 1 633 9000

Executive Architect
WXY Architecture + Urban Design
224 Centre Street, 5th Floor
New York, NY 10013
+1 (212) 219-1953

Landscape Architect
Gustafson Porter + Bowman
1 Cobham Mews
London, MW1 9SB
+44 020 7284 8950

Reed Hilderbrand LLC
33 Whitney Avenue, 3rd Floor
New Haven, CT 06510
+1 (617) 923-2422

Structural & Lighting
ARUP
77 Water Street
New York, NY 10005
+1 (212) 896-3000

MEPF & IT
BuroHappold
100 Broadway #23
New York, NY 10005
+1 (212) 616-0228

Civil
VHB
100 Great Oaks Blvd., Suite 118
Albany, NY 12203
+1 (518) 389-3606

AV & Acoustics
LSTN Consultants
76 Beaver Street, 2nd Floor
New York, NY 10005
+1 (347) 788-0810

Facade
Front Inc.
100 E. Broadway Street, #501
New York, NY 10002
+1 (212) 242-2220

Key Plan

N

Description	Date
Filing Set	06/17/22

Project

Storm King Art Center

Welcome Pavilions

Seal

NOT FOR CONSTRUCTION

Drawing Title

Occupancy Load & Exit Capacity - Ticketing

Date	06/17/22
Scale	3/16"=1'-0"
Drawing Number	G-W-005
Sheet Size	ARCH D

Occupancy Schedule - Ticketing - Second Level

Area Name	Area	Function	Area Type	Building Code of New York State: Floor Area / Occupant	Building Code of New York State: Occupant Load
Handwashing	497 SF	Circulation	Gross	150	4
Mechanical	140 SF	F-2	Gross	300	1
RR	351 SF	B	Gross	150	3
ADA/Family RR	88 SF	B	Gross	150	1
ADA/Family RR	88 SF	B	Gross	150	1
Sick Room	140 SF	B	Gross	150	1
Nursing	88 SF	B	Gross	150	1
Custodian	44 SF	B	Gross	150	1
					13

Egress Capacity - Restroom

Number	Clear Egress Width	Occupant Factor	Door Egress Capacity
R101.1	74 1/2"	0.2	373
R101.2	43 3/4"	0.2	219
R101.3	43 3/4"	0.2	219
R101.4	33 1/4"	0.2	166
R102	36 1/2"	0.2	183
R103	29 1/16"	0.2	145
R104	29 1/16"	0.2	145
R105	29 1/16"	0.2	145
R106	29 1/16"	0.2	145
R107	29 1/16"	0.2	145
R108	29 1/16"	0.2	145
R109	29 1/16"	0.2	145
R110	36 1/2"	0.2	183
R111	36 1/2"	0.2	183
R112	33 9/16"	0.2	168
R113	33 9/16"	0.2	168
R114	33 9/16"	0.2	168
R115	41"	0.2	205
R116	47 1/2"	0.2	238
R117	47 1/2"	0.2	238
R118	47 1/2"	0.2	238
R119	47 1/2"	0.2	238
R120	47 1/2"	0.2	238
R121	47 1/2"	0.2	238
R122	47 1/2"	0.2	238

Life Safety Legend

- Path of Travel
- Non-Rated Wall
- Door Egress Tag (DOOR # / MAX OCCP LOAD / WIDTH PER OCCP / CLEAR WIDTH / ACTUAL OCCP LOAD)
- Exit Signage
- Area Occupancy Tag (AREA NAME / OCCUPANCY CATEGORY / AREA (SF) / AREA / OCCP / OCCP LOAD)
- Travel Path ID Tag (TRAVEL PATH X)
- FE — Fire Extinguisher (Type A) Tag
- B — Business
- F-2 — Moderate-Hazard Industrial
- Circulation

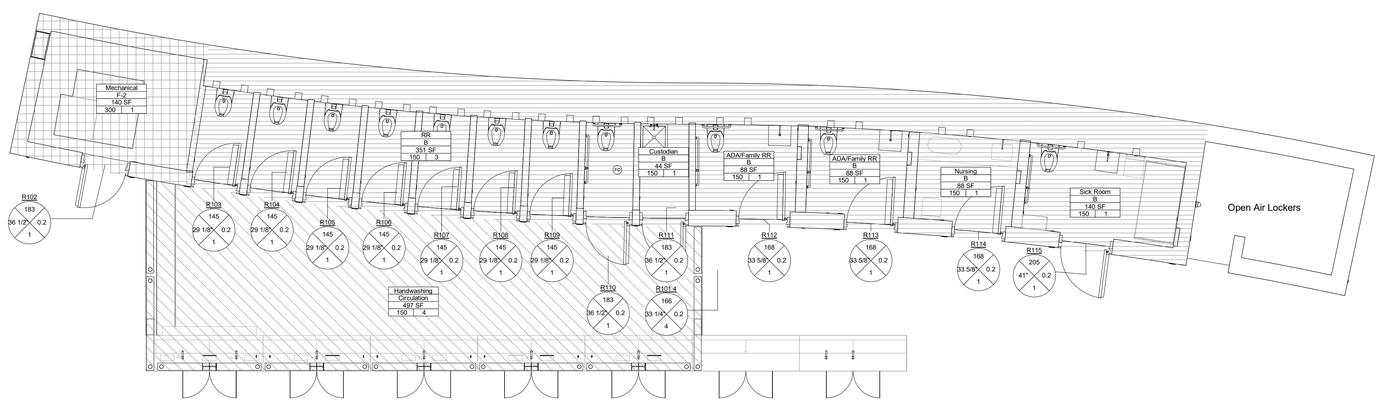

1 Occupancy Plan - Restroom - Ground Level
3/16" = 1'-0"

Owner
Storm King Art Center
1 Museum Road
New Windsor, NY 12553
+1 (845) 534-3115

Design Architect
heneghan peng architects
14-16 Lord Edward Street
Dublin, D02 YC63
+353 1 633 9000

Executive Architect
WXY Architecture + Urban Design
224 Centre Street, 5th Floor
New York, NY 10013
+1 (212) 219-1953

Landscape Architect
Gustafson Porter + Bowman
1 Cobham Mews
London, MW1 9SB
+44 020 7284 8950

Reed Hilderbrand LLC
33 Whitney Avenue, 3rd Floor
New Haven, CT 06510
+1 (617) 923-2422

Structural & Lighting
ARUP
77 Water Street
New York, NY 10005
+1 (212) 896-3000

MEPF & IT
BuroHappold
100 Broadway #23
New York, NY 10005
+1 (212) 616-0228

Civil
VHB
100 Great Oaks Blvd., Suite 118
Albany, NY 12203
+1 (518) 389-3606

AV & Acoustics
LSTN Consultants
76 Beaver Street, 2nd Floor
New York, NY 10005
+1 (347) 788-0810

Facade
Front Inc.
100 E. Broadway Street, #501
New York, NY 10002
+1 (212) 242-2220

Key Plan

N

Description	Date
Filing Set	06/17/22

Project

Storm King Art Center

Welcome Pavilions

Seal

NOT FOR CONSTRUCTION

Drawing Title

Occupancy Load & Exit Capacity - Restroom

Date	06/17/22
Scale	3/16" = 1'-0"
Drawing Number	G-W-006
Sheet Size	ARCH D

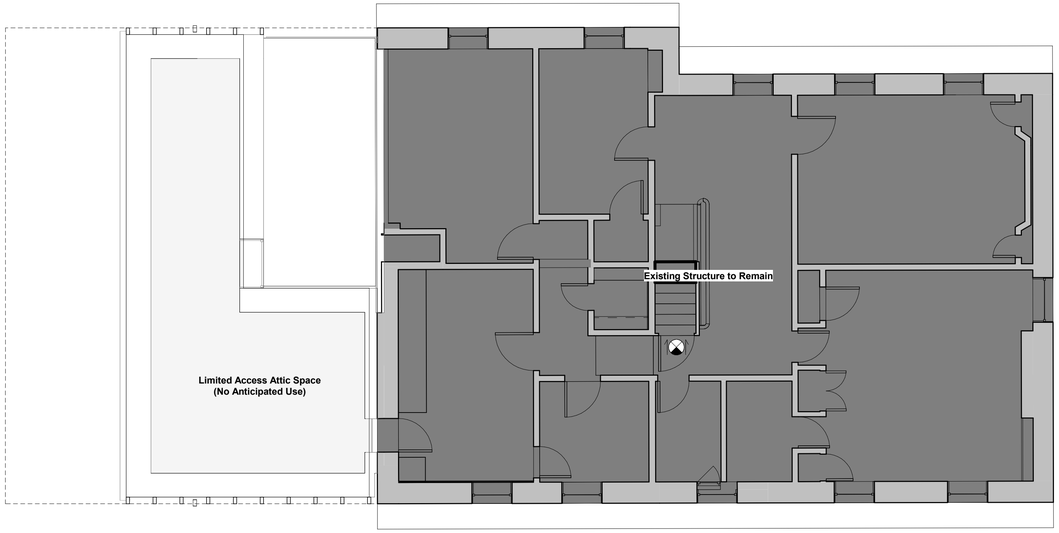

1 Egress Plan - Ticketing - Second Level
3/16" = 1'-0"

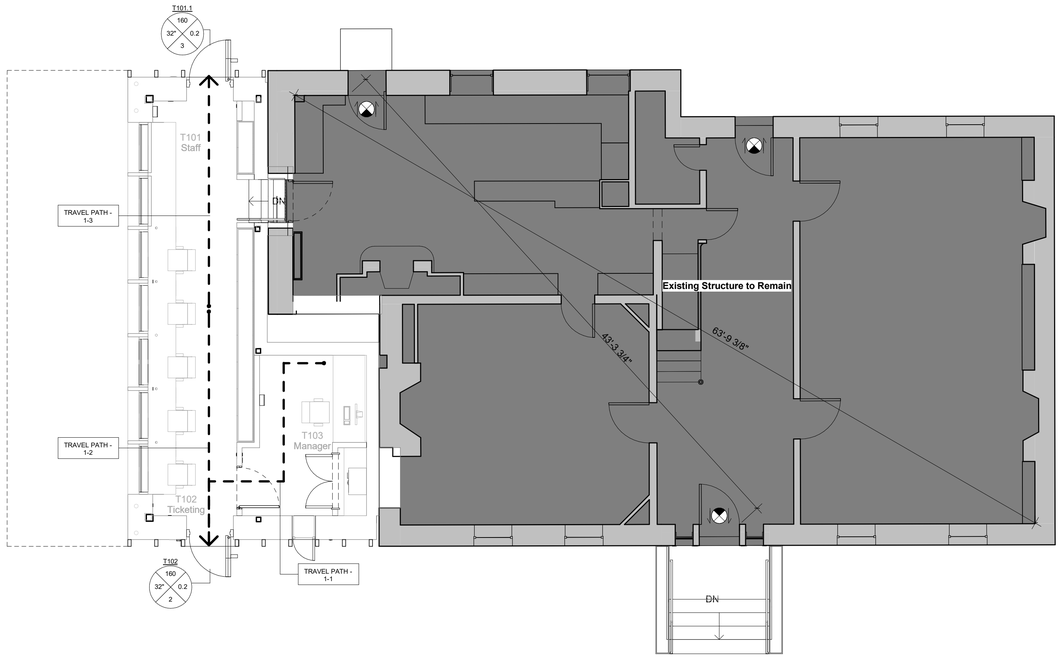

2 Egress Plan - Ticketing - Ground Level
3/16" = 1'-0"

Egress Travel Paths - Ticketing

Travel Path	*Travel Distances*
1-1	22' - 2"
1-2	17' - 5"
1-3	17' - 2"

Life Safety Legend

Path of Travel

Non-Rated Wall

Door Egress Tag (DOOR # / MAX OCCP LOAD / WIDTH PER OCCP / CLEAR WIDTH / ACTUAL OCCP LOAD)

Exit Signage

Area Occupancy Tag (AREA NAME / OCCUPANCY CATEGORY / AREA (SF) / AREA / OCCP OCCP LOAD)

Travel Path ID Tag (TRAVEL PATH X)

FE — Fire Extinguisher (Type A) Tag

B — Business

F-2 — Moderate-Hazard Industrial

Circulation

Owner
Storm King Art Center
1 Museum Road
New Windsor, NY 12553
+1 (845) 534-3115

Design Architect
heneghan peng architects
14-16 Lord Edward Street
Dublin, D02 YC63
+353 1 633 9000

Executive Architect
WXY Architecture + Urban Design
224 Centre Street, 5th Floor
New York, NY 10013
+1 (212) 219-1953

Landscape Architect
Gustafson Porter + Bowman
1 Cobham Mews
London, MW1 9SB
+44 020 7284 8950

Reed Hilderbrand LLC
33 Whitney Avenue, 3rd Floor
New Haven, CT 06510
+1 (617) 923-2422

Structural & Lighting
ARUP
77 Water Street
New York, NY 10005
+1 (212) 896-3000

MEPF & IT
BuroHappold
100 Broadway #23
New York, NY 10005
+1 (212) 616-0228

Civil
VHB
100 Great Oaks Blvd., Suite 118
Albany, NY 12203
+1 (518) 389-3606

AV & Acoustics
LSTN Consultants
76 Beaver Street, 2nd Floor
New York, NY 10005
+1 (347) 788-0810

Facade
Front Inc.
100 E. Broadway Street, #501
New York, NY 10002
+1 (212) 242-2220

Key Plan

N

Description	Date
Filing Set	06/17/22

Project

Storm King Art Center

Welcome Pavilions

Seal

NOT FOR CONSTRUCTION

Drawing Title

Fire Safety & Egress Distance - Ticketing

Date	06/17/22
Scale	3/16"=1'-0"
Drawing Number	G-W-007
Sheet Size	ARCH D

Egress Travel Paths - Restroom

Travel Path	*Travel Distances*
1-1	9' - 3 1/4"
1-2	9' - 1 1/4"
1-3	9' - 0 1/4"
1-4	9' - 5 1/4"
1-5	42' - 6 1/2"
1-6	12' - 2 1/2"

Life Safety Legend

- Path of Travel
- Non-Rated Wall
- Door Egress Tag (DOOR # / MAX OCCP LOAD / WIDTH PER OCCP / ACTUAL OCCP LOAD / CLEAR WIDTH)
- Exit Signage
- Area Occupancy Tag (AREA NAME / OCCUPANCY CATEGORY / AREA (SF) / AREA / OCCP OCCP LOAD)
- Travel Path ID Tag (TRAVEL PATH X)
- FE — Fire Extinguisher (Type A) Tag
- B — Business
- F-2 — Moderate-Hazard Industrial
- Circulation

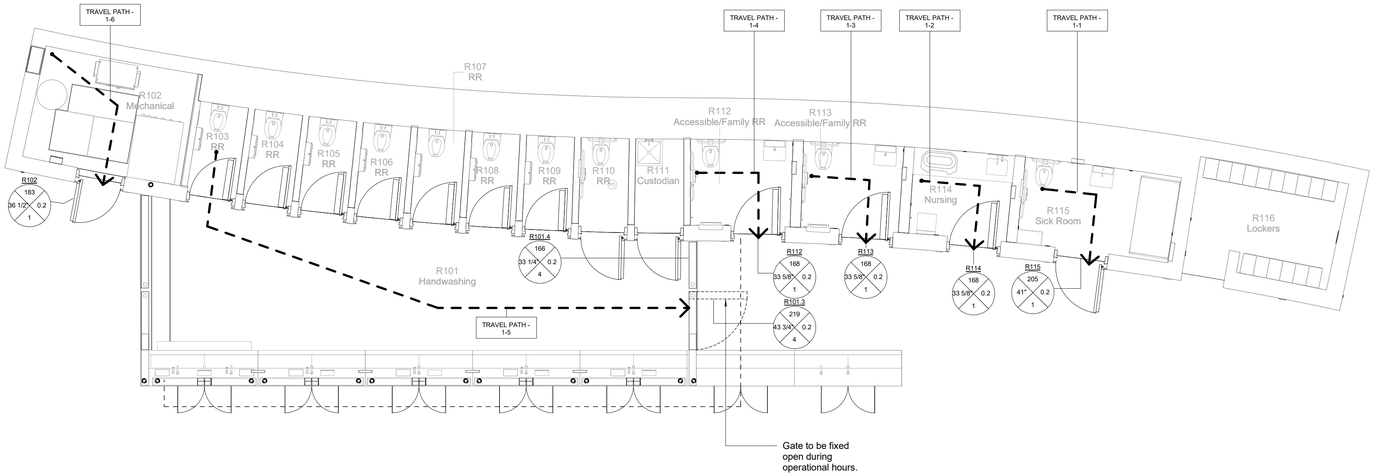

1 Egress Plan - Restroom - Ground Level
3/16" = 1'-0"

Owner
Storm King Art Center
1 Museum Road
New Windsor, NY 12553
+1 (845) 534-3115

Design Architect
heneghan peng architects
14-16 Lord Edward Street
Dublin, D02 YC63
+353 1 633 9000

Executive Architect
WXY Architecture + Urban Design
224 Centre Street, 5th Floor
New York, NY 10013
+1 (212) 219-1953

Landscape Architect
Gustafson Porter + Bowman
1 Cobham Mews
London, MW1 9SB
+44 020 7284 8950

Reed Hilderbrand LLC
33 Whitney Avenue, 3rd Floor
New Haven, CT 06510
+1 (617) 923-2422

Structural & Lighting
ARUP
77 Water Street
New York, NY 10005
+1 (212) 896-3000

MEPF & IT
BuroHappold
100 Broadway #23
New York, NY 10005
+1 (212) 616-0228

Civil
VHB
100 Great Oaks Blvd., Suite 118
Albany, NY 12203
+1 (518) 389-3606

AV & Acoustics
LSTN Consultants
76 Beaver Street, 2nd Floor
New York, NY 10005
+1 (347) 788-0810

Facade
Front Inc.
100 E. Broadway Street, #501
New York, NY 10002
+1 (212) 242-2220

Key Plan

N

Description	Date
Filing Set	06/17/22

Project

Storm King Art Center

Welcome Pavilions

Seal

NOT FOR CONSTRUCTION

Drawing Title

Fire Safety & Egress Distance - Restroom

Date	06/17/22
Scale	3/16" = 1'-0"
Drawing Number	G-W-008
Sheet Size	ARCH D

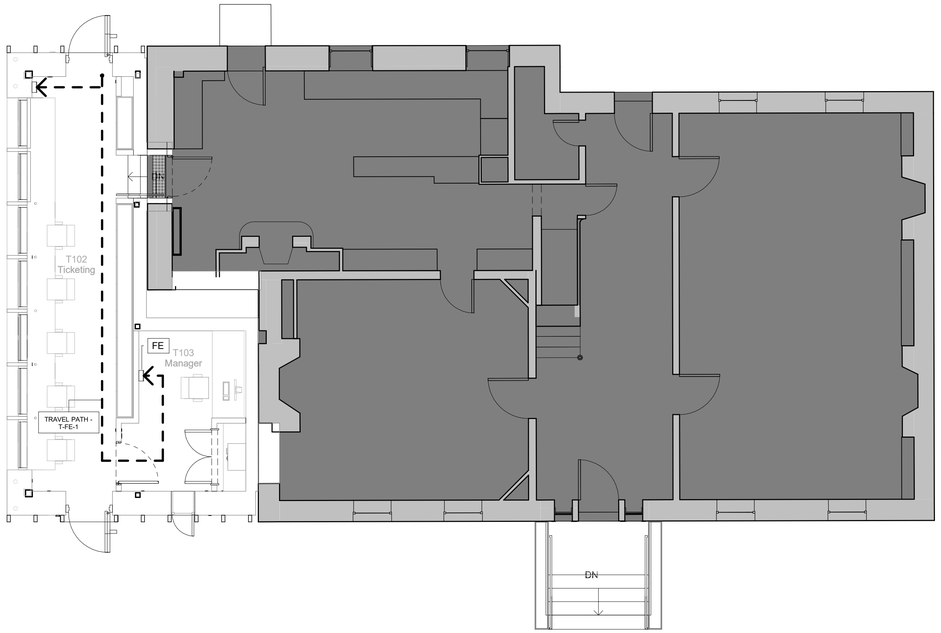

1 Fire Extinguisher Plan - Ticketing - Ground Level
3/16" = 1'-0"

N

FE Travel Paths - Ticketing

Travel Path	*Travel Distance*
T-FE-1	45' - 8"

FE Travel Paths - Restroom

Travel Path	*Travel Distance*
R-FE-1	61' - 5"
R-FE-2	43' - 9 1/2"
R-FE-3	11' - 7 1/4"

Life Safety Legend

Path of Travel

Non-Rated Wall

DOOR #
MAX OCCP LOAD
WIDTH PER OCCP
CLEAR WIDTH
ACTUAL OCCP LOAD
Door Egress Tag

Exit Signage

AREA NAME
OCCUPANCY CATEGORY
AREA (SF)
AREA / OCCP OCCP LOAD
Area Occupancy Tag

TRAVEL PATH
X
Travel Path ID Tag

FE
Fire Extinguisher (Type A) Tag

B Business

F-2 Moderate-Hazard Industrial

Circulation

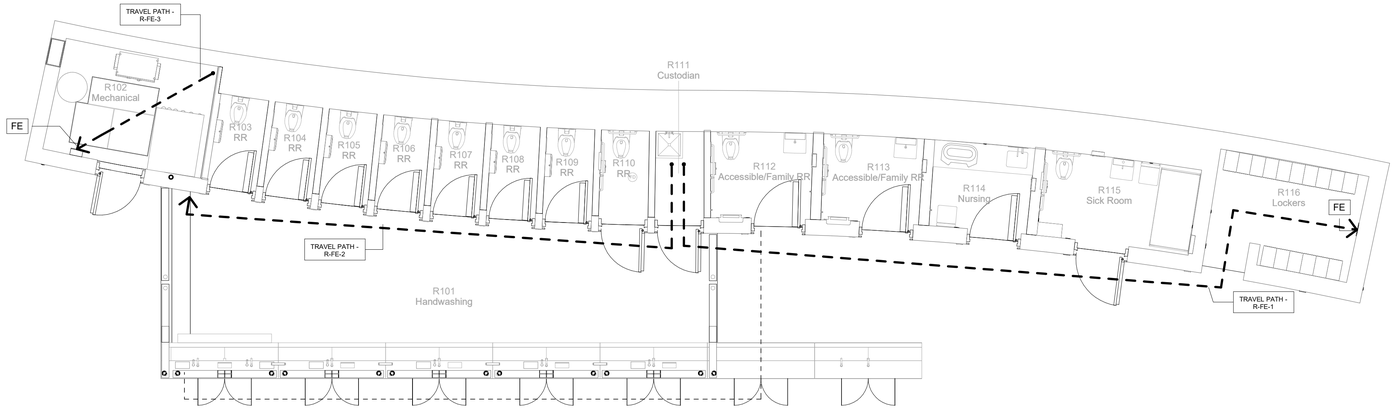

2 Fire Extinguisher Plan - Restroom - Ground Level
3/16" = 1'-0"

N

Owner
Storm King Art Center
1 Museum Road
New Windsor, NY 12553
+1 (845) 534-3115

Design Architect
heneghan peng architects
14-16 Lord Edward Street
Dublin, D02 YC63
+353 1 633 9000

Executive Architect
WXY Architecture + Urban Design
224 Centre Street, 5th Floor
New York, NY 10013
+1 (212) 219-1953

Landscape Architect
Gustafson Porter + Bowman
1 Cobham Mews
London, MW1 9SB
+44 020 7284 8950

Reed Hilderbrand LLC
33 Whitney Avenue, 3rd Floor
New Haven, CT 06510
+1 (617) 923-2422

Structural & Lighting
ARUP
77 Water Street
New York, NY 10005
+1 (212) 896-3000

MEPF & IT
BuroHappold
100 Broadway #23
New York, NY 10005
+1 (212) 616-0228

Civil
VHB
100 Great Oaks Blvd., Suite 118
Albany, NY 12203
+1 (518) 389-3606

AV & Acoustics
LSTN Consultants
76 Beaver Street, 2nd Floor
New York, NY 10005
+1 (347) 788-0810

Facade
Front Inc.
100 E. Broadway Street, #501
New York, NY 10002
+1 (212) 242-2220

Key Plan

Description	Date
Filing Set	06/17/22

Project

Storm King Art Center

Welcome Pavilions

Seal

NOT FOR CONSTRUCTION

Drawing Title

Fire Extinguisher Locations

Date	06/17/22
Scale	3/16" = 1'-0"
Drawing Number	G-W-009
Sheet Size	ARCH D

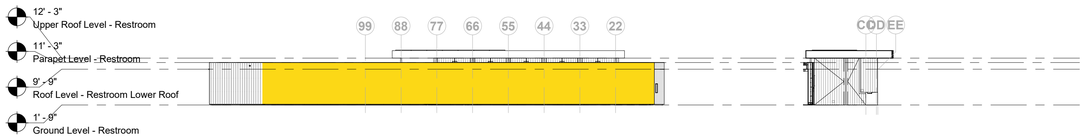

1 COMcheck - North Elevation - Restroom
1/16" = 1'-0"

2 COMcheck - West Elevation - Restroom
1/16" = 1'-0"

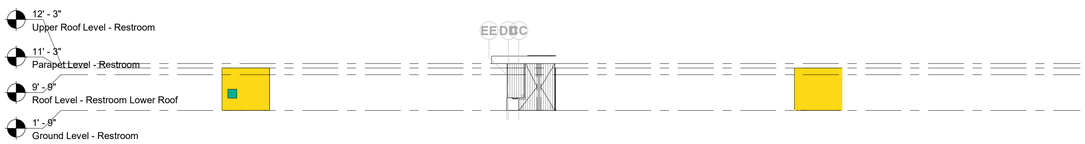

3 COMcheck - West Elevation - Restroom Wall
1/16" = 1'-0"

4 COMcheck - East Elevation - Restroom
1/16" = 1'-0"

5 COMcheck - East Elevation - Restroom Wall
1/16" = 1'-0"

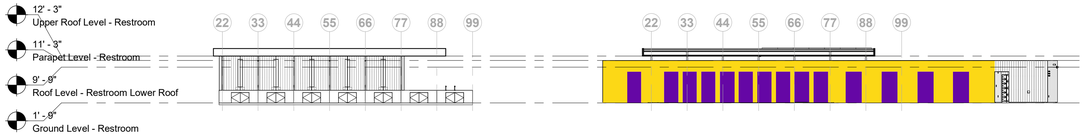

6 COMcheck - South Elevation - Restroom
1/16" = 1'-0"

7 COMcheck - South Elevation - Restroom Building
1/16" = 1'-0"

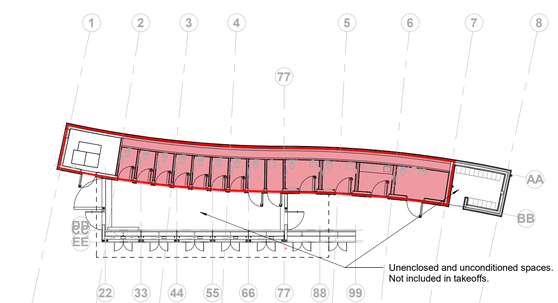

8 COMcheck - Ground Level - Restroom
1/16" = 1'-0"

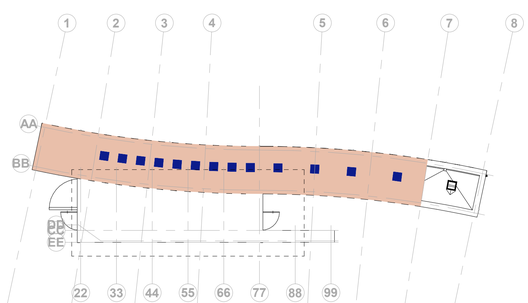

9 COMcheck - Roof Level - Restroom Lower Roof
1/16" = 1'-0"

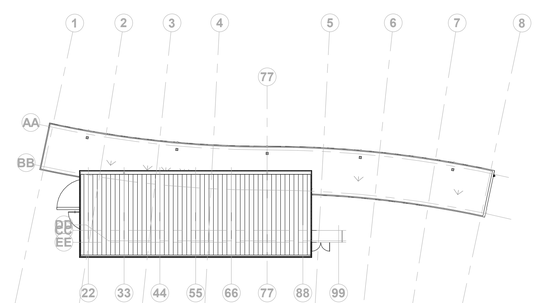

10 COMcheck - Roof Level - Restroom Upper Roof
1/16" = 1'-0"

Enclosure Takeoffs - Restroom

Assembly	*Color*	*Area Use*	*Opaque Area*	*Opening Area*
01_North				
EN_Wall		Restroom	819 SF	0 SF
			819 SF	0 SF
02_East				
EN_Wall		Restroom	101 SF	0 SF
			101 SF	0 SF
03_South				
EN_Door		Restroom	0 SF	327 SF
EN_Wall		Restroom	506 SF	0 SF
			506 SF	327 SF
04_West				
EN_Louver		Restroom	0 SF	4 SF
EN_Wall		Restroom	97 SF	0 SF
			97 SF	4 SF
05_Under-Slab Insulation				
EN_SOG Insulation		Restroom	801 SF	0 SF
			801 SF	0 SF
06_Roof				
EN_Roof		Restroom	875 SF	0 SF
EN_Skylight		Restroom	0 SF	55 SF
			875 SF	55 SF
TOTAL			3199 SF	386 SF

Foundation Insulation Perimeter Extents - Restroom

Assembly	*Color*	*Area Use*	*Length*
SKG_EN_PerimeterInsulation		Restroom	194' - 0"
TOTAL			194' - 0"

Owner
Storm King Art Center
1 Museum Road
New Windsor, NY 12553
+1 (845) 534-3115

Design Architect
heneghan peng architects
14-16 Lord Edward Street
Dublin, D02 YC63
+353 1 633 9000

Executive Architect
WXY Architecture + Urban Design
224 Centre Street, 5th Floor
New York, NY 10013
+1 (212) 219-1953

Landscape Architect
Gustafson Porter + Bowman
1 Cobham Mews
London, MW1 9SB
+44 020 7284 8950

Reed Hilderbrand LLC
33 Whitney Avenue, 3rd Floor
New Haven, CT 06510
+1 (617) 923-2422

Structural & Lighting
ARUP
77 Water Street
New York, NY 10005
+1 (212) 896-3000

MEPF & IT
BuroHappold
100 Broadway #23
New York, NY 10005
+1 (212) 616-0228

Civil
VHB
100 Great Oaks Blvd., Suite 118
Albany, NY 12203
+1 (518) 389-3606

AV & Acoustics
LSTN Consultants
76 Beaver Street, 2nd Floor
New York, NY 10005
+1 (347) 788-0810

Facade
Front Inc.
100 E. Broadway Street, #501
New York, NY 10002
+1 (212) 242-2220

Key Plan

N

Description	Date
Filing Set	06/17/22

Project

Storm King Art Center
Welcome Pavilions

Seal

NOT FOR CONSTRUCTION

Drawing Title

Restroom - Building Envelope Takeoffs

Date	06/17/22
Scale	1/16" = 1'-0"
Drawing Number	EN-W-001
Sheet Size	ARCH D

COMcheck Software Version COMcheckWeb
Envelope Compliance Certificate

Project Information

Energy Code:	2020 New York State Energy Conservation Construction Code
Project Title:	Storm King - Restroom Pavilion
Location:	New Windsor, New York
Climate Zone:	5a
Project Type:	New Construction
Skylight / Roof Area	6%

Construction Site:
New Windsor, New York 12553

Owner/Agent:
Storm King Art Center
1 Museum Rd
New Windsor, New York 12553
845-534-3115

Designer/Contractor:
WXY Architecture + Urban Design
25 Park Place, 5th Floor
New York, New York 10007
212-219-1953

Additional Efficiency Package(s)
Credits: 1.0 Required 1.0 Proposed
Enhanced Envelope Performance, 1.0 credit

Building Area	Floor Area
1-Restroom Pavilion (Office) : Nonresidential	938

Envelope Assemblies

Assembly	Gross Area or Perimeter	Cavity R-Value	Cont. R-Value	Proposed U-Factor	Budget U-Factor$_{tsm}$
Roof: Insulation Entirely Above Deck; [Bldg. Use 1 - Restroom Pavilion]	930	---	40.0	0.025	0.032
Skylight: Metal Frame with Thermal Break; Glass, with Curb, Perf. Specs.; Product ID Velux FCM, SHGC 0.26, [Bldg. Use 1 - Restroom Pavilion] (b)	55	---	---	0.480	0.500
Floor: Heated Slab-On-Grade Fully Insulated (user specified perimeter R-value + R-10.0 under slab), [Bldg. Use 1 - Restroom Pavilion] (c)	194	---	15.0	0.510	0.620
NORTH					
Ext. Wall: Wood-Framed, 24in. o.c., [Bldg. Use 1 - Restroom Pavilion]	819	17.0	15.0	0.033	0.064
EAST					
Ext. Wall: Wood-Framed, 24in. o.c., [Bldg. Use 1 - Restroom Pavilion]	101	0.0	32.0	0.028	0.064
SOUTH					
Ext. Wall: Wood-Framed, 24in. o.c., [Bldg. Use 1 - Restroom Pavilion]	833	0.0	32.0	0.028	0.064
Door: Insulated Metal, Swinging, [Bldg. Use 1 - Restroom Pavilion]	327	---	---	0.360	0.370
WEST					
Ext. Wall: Wood-Framed, 24in. o.c., [Bldg. Use 1 - Restroom Pavilion]	97	0.0	32.0	0.028	0.064
Louver: Wood-Framed, 24in. o.c., [Bldg. Use 1 - Restroom Pavilion]	4	0.0	0.0	0.298	0.064

(a) Budget U-factors are used for software baseline calculations ONLY, and are not code requirements.
(b) Fenestration product performance must be certified in accordance with NFRC and requires supporting documentation.
(c) Slab-On-Grade proposed and budget U-factors shown in table are F-factors.

Envelope PASSES: Design 3% better than code

Envelope Compliance Statement

Compliance Statement: The proposed envelope design represented in this document is consistent with the building plans, specifications, and other calculations submitted with this permit application. The proposed envelope systems have been designed to meet the 2020 New York State Energy Conservation Construction Code requirements in COMcheck Version COMcheckWeb and to comply with any applicable mandatory requirements listed in the Inspection Checklist.

Name - Title Signature Date

COMcheck Software Version COMcheckWeb
Inspection Checklist

Energy Code: 2020 New York State Energy Conservation Construction Code

Requirements: 100.0% were addressed directly in the COMcheck software

Text in the "Comments/Assumptions" column is provided by the user in the COMcheck Requirements screen. For each requirement, the user certifies that a code requirement will be met and how that is documented, or that an exception is being claimed. Where compliance is itemized in a separate table, a reference to that table is provided.

Section # & Req.ID	Plan Review	Complies?	Comments/Assumptions
C103.2 [PR1][1]	Plans and/or specifications provide all information with which compliance can be determined for the building envelope and document where exceptions to the standard are claimed.	☐Complies ☐Does Not ☐Not Observable ☐Not Applicable	Requirement will be met.
C402.4.1 [PR10][1]	The vertical fenestration area <= 30 percent of the gross above-grade wall area.	☐Complies ☐Does Not ☐Not Observable ☐Not Applicable	Requirement will be met.
C402.4.1 [PR11][1]	The skylight area <= 3 percent of the gross roof area.	☐Complies ☐Does Not ☐Not Observable ☐Not Applicable	Requirement will be met.
C402.4.2 [PR14][1]	In enclosed spaces > 2,500 ft2 directly under a roof with ceiling heights >15 ft, and used as an office, lobby, atrium, concourse, corridor, storage, gymnasium/exercise center, convention center, automotive service, manufacturing, non-refrigerated warehouse, retail store, distribution/sorting area, transportation, or workshop, the following requirements apply: (a) the daylight zone under skylights is >= half the floor area; (b) the skylight area to daylight zone is >= 3 percent with a skylight VT >= 0.40; or a minimum skylight effective aperture >= 1 percent.	☐Complies ☐Does Not ☐Not Observable ☐Not Applicable	Requirement will be met.
C402.4.2.2 [PR15][1]	Skylights in office, storage, automotive service, manufacturing, non-refrigerated warehouse, retail store, and distribution/sorting area have a measured haze value > 90 percent unless designed to exclude direct sunlight.	☐Complies ☐Does Not ☐Not Observable ☐Not Applicable	Requirement will be met.

Additional Comments/Assumptions:

1 High Impact (Tier 1)	2 Medium Impact (Tier 2)	3 Low Impact (Tier 3)

Section # & Req.ID	Footing / Foundation Inspection	Complies?	Comments/Assumptions
C303.2 [F04][1]	Slab edge insulation installed per manufacturer's instructions.	☐Complies ☐Does Not ☐Not Observable ☐Not Applicable	Requirement will be met.
C303.2.1 [F06][1]	Exterior insulation protected against damage, sunlight, moisture, wind, landscaping and equipment maintenance activities.	☐Complies ☐Does Not ☐Not Observable ☐Not Applicable	Requirement will be met.
C105 [F03][1]	Installed slab-on-grade insulation type and R-value consistent with insulation specifications reported in plans and COMcheck reports.	☐Complies ☐Does Not ☐Not Observable ☐Not Applicable	*See the Envelope Assemblies table for values.*
C402.2.4 [F07][1]	Slab edge insulation depth/length. Slab insulation extending away from building is covered by pavement or >= 10 inches of soil.	☐Complies ☐Does Not ☐Not Observable ☐Not Applicable	Requirement will be met. *See the Envelope Assemblies table for values.*

Additional Comments/Assumptions:

1 High Impact (Tier 1)	2 Medium Impact (Tier 2)	3 Low Impact (Tier 3)

Section # & Req.ID	Framing / Rough-In Inspection	Complies?	Comments/Assumptions
C303.1.3 [FR12][1]	Fenestration products rated in accordance with NFRC.	☐Complies ☐Does Not ☐Not Observable ☐Not Applicable	Requirement will be met.
C303.1.3 [FR13][1]	Fenestration products are certified as to performance labels or certificates provided.	☐Complies ☐Does Not ☐Not Observable ☐Not Applicable	Requirement will be met.
C402.4.3 [FR11][1]	Vertical fenestration SHGC value.	☐Complies ☐Does Not ☐Not Observable ☐Not Applicable	*See the Envelope Assemblies table for values.*
C402.4.3 [FR11][1]	Skylight SHGC value.	☐Complies ☐Does Not ☐Not Observable ☐Not Applicable	*See the Envelope Assemblies table for values.*
C402.4.3, C402.4.3.4 [FR8][1]	Installed vertical fenestration U-factor and SHGC consistent with label specifications and as reported in plans and COMcheck reports.	☐Complies ☐Does Not ☐Not Observable ☐Not Applicable	*See the Envelope Assemblies table for values.*
C402.4.3.4 [FR9][1]	Installed skylight U-factor and SHGC consistent with label specifications and as reported in plans and COMcheck reports.	☐Complies ☐Does Not ☐Not Observable ☐Not Applicable	*See the Envelope Assemblies table for values.*
C402.5.1.2-1 [FR19][1]	The building envelope contains a continuous air barrier that is sealed in an approved manner and material permeability <= 0.004 cfm/ft2. Air barrier penetrations are sealed in an approved manner.	☐Complies ☐Does Not ☐Not Observable ☐Not Applicable	Requirement will be met.
C402.5.2, C402.5.4 [FR18][1]	Factory-built fenestration and doors are labeled as meeting air leakage requirements.	☐Complies ☐Does Not ☐Not Observable ☐Not Applicable	Requirement will be met.
C402.5.7 [FR17][1]	Vestibules are installed on all building entrances. Doors have self-closing devices.	☐Complies ☐Does Not ☐Not Observable ☐Not Applicable	**Exception:** Doors that open directly from a space =3000 ft2.

Additional Comments/Assumptions:

1 High Impact (Tier 1)	2 Medium Impact (Tier 2)	3 Low Impact (Tier 3)

Section # & Req.ID	Mechanical Rough-In Inspection	Complies?	Comments/Assumptions
C402.5.5, C403.2.4.3 [ME3][1]	Stair and elevator shaft vents have motorized dampers that automatically close. Reference section C403.7.7 for operational details.	☐Complies ☐Does Not ☐Not Observable ☐Not Applicable	Requirement will be met.
C403.7.7 [ME58][1]	Outdoor air and exhaust systems have motorized dampers that automatically shut when not in use and meet maximum leakage rates. Check gravity dampers where allowed. Reference section language for operational details.	☐Complies ☐Does Not ☐Not Observable ☐Not Applicable	Requirement will be met.

Additional Comments/Assumptions:

1 High Impact (Tier 1)	2 Medium Impact (Tier 2)	3 Low Impact (Tier 3)

Section # & Req.ID	Insulation Inspection	Complies?	Comments/Assumptions
C303.1 [IN3][1]	Roof insulation installed per manufacturer's instructions. Blown or poured loose-fill insulation is installed only where the roof slope is <=3 in 12.	☐Complies ☐Does Not ☐Not Observable ☐Not Applicable	Requirement will be met.
C402.2.1 [IN20][1]	Insulation installed on a suspended ceiling having ceiling tiles is not being specified for roof/ceiling assemblies. Continuous insulation board installed in 2 or more layers with edge joints offset between layers.	☐Complies ☐Does Not ☐Not Observable ☐Not Applicable	Requirement will be met.
C303.1 [IN10][1]	Building envelope insulation is labeled with R-value or insulation certificate providing R-value and other relevant data.	☐Complies ☐Does Not ☐Not Observable ☐Not Applicable	Requirement will be met.
C303.2 [IN7][1]	Above-grade wall insulation installed per manufacturer's instructions.	☐Complies ☐Does Not ☐Not Observable ☐Not Applicable	Requirement will be met.
C303.2.1 [IN14][1]	Exterior insulation is protected from damage with a protective material. Verification for exposed foundation insulation may need to occur during Foundation Inspection.	☐Complies ☐Does Not ☐Not Observable ☐Not Applicable	Requirement will be met.
C402.2.1.1 [IN4][1]	Skylight curbs are insulated to the level of roofs with insulation above deck or R-5.	☐Complies ☐Does Not ☐Not Observable ☐Not Applicable	Requirement will be met.
C105 [IN6][1]	Installed above-grade wall insulation type and R-value consistent with insulation specifications reported in plans and COMcheck reports.	☐Complies ☐Does Not ☐Not Observable ☐Not Applicable	*See the Envelope Assemblies table for values.*
C402.2.3 [IN8][1]	Installed floor insulation type and R-value consistent with insulation specifications reported in plans and COMcheck reports.	☐Complies ☐Does Not ☐Not Observable ☐Not Applicable	*See the Envelope Assemblies table for values.*
C402.2.6 [IN18][1]	Radiant panels and associated components, designed for heat transfer from the panel surfaces to the occupants or indoor space are insulated with a minimum of R-3.5.	☐Complies ☐Does Not ☐Not Observable ☐Not Applicable	**Exception:** Requirement does not apply.
C105 [IN2][1]	Installed roof insulation type and R-value consistent with insulation specifications reported in plans and COMcheck reports. For some ceiling systems, verification may need to occur during Framing Inspection.	☐Complies ☐Does Not ☐Not Observable ☐Not Applicable	*See the Envelope Assemblies table for values.*
C402.5.1.1 [IN1][1]	All sources of air leakage in the building thermal envelope are sealed, caulked, gasketed, weather stripped or wrapped with moisture vapor-permeable wrapping material to minimize air leakage.	☐Complies ☐Does Not ☐Not Observable ☐Not Applicable	Requirement will be met.

Additional Comments/Assumptions:

1 High Impact (Tier 1)	2 Medium Impact (Tier 2)	3 Low Impact (Tier 3)

Section # & Req.ID	Final Inspection	Complies?	Comments/Assumptions
C402.5.6 [F137][1]	Weatherseals installed on all loading dock cargo door openings and provide direct contact along the top and sides of vehicles parked in the doorway.	☐Complies ☐Does Not ☐Not Observable ☐Not Applicable	Requirement will be met.
C402.5.8 [F126][1]	Recessed luminaires in thermal envelope to limit infiltration and be IC rated and labeled. Seal between interior finish and luminaire housing.	☐Complies ☐Does Not ☐Not Observable ☐Not Applicable	**Exception:** Requirement does not apply.

Additional Comments/Assumptions:

1 High Impact (Tier 1)	2 Medium Impact (Tier 2)	3 Low Impact (Tier 3)

Owner
Storm King Art Center
1 Museum Road
New Windsor, NY 12553
+1 (845) 534-3115

Design Architect
heneghan peng architects
14-16 Lord Edward Street
Dublin, D02 YC63
+353 1 633 9000

Executive Architect
WXY Architecture + Urban Design
224 Centre Street, 5th Floor
New York, NY 10013
+1 (212) 219-1953

Landscape Architect
Gustafson Porter + Bowman
1 Cobham Mews
London, MW1 9SB
+44 020 7284 8950

Reed Hilderbrand LLC
33 Whitney Avenue, 3rd Floor
New Haven, CT 06510
+1 (617) 923-2422

Structural & Lighting
ARUP
77 Water Street
New York, NY 10005
+1 (212) 896-3000

MEPF & IT
BuroHappold
100 Broadway #23
New York, NY 10005
+1 (212) 616-0228

Civil
VHB
100 Great Oaks Blvd., Suite 118
Albany, NY 12203
+1 (518) 389-3606

AV & Acoustics
LSTN Consultants
76 Beaver Street, 2nd Floor
New York, NY 10005
+1 (347) 788-0810

Facade
Front Inc.
100 E. Broadway Street, #501
New York, NY 10002
+1 (212) 242-2220

Key Plan

Description	Date
Filing Set	06/17/22

Project

Storm King Art Center
Welcome Pavilions

Seal

NOT FOR CONSTRUCTION

Drawing Title

Restroom - Energy Code & COMcheck

Date	06/17/22
Scale	Not to Scale
Drawing Number	EN-W-002
Sheet Size	ARCH D

COM*check* Software Version COMcheckWeb

Interior Lighting Compliance Certificate

Project Information

Energy Code: 2020 New York State Energy Conservation Construction Code
Project Title: Storm King Restroom Building
Project Type: New Construction

Construction Site:

Owner/Agent:
Storm King Art Center
1 Museum Rd
New Windsor
New York, NY 12553
8455343115

Designer/Contractor:

Additional Efficiency Package(s)

Credits: 1.0 Required 1.0 Proposed
Enhanced Interior Lighting Controls, 1.0 credit

Allowed Interior Lighting Power

A Area Category	B Floor Area (ft2)	C Allowed Watts / ft2	D Allowed Watts
1-Sickroom (Common Space Types:Restrooms)	74	0.85	63
2-hand wash (Common Space Types:Restrooms)	373	0.85	317
3-ADA (Common Space Types:Restrooms)	49	0.85	42
4-Nursing (Common Space Types:Restrooms)	48	0.85	41
5-ADA (Common Space Types:Restrooms)	48	0.85	41
6-custodian (Common Space Types:Laundry/Washing Area)	23	0.43	10
7-102 mech (Common Space Types:Electrical/Mechanical)	100	0.43	43
8-Cubicles (Common Space Types:Restrooms)	23	0.85	20
9-Cubicles (Common Space Types:Restrooms)	23	0.85	20
10-Cubicles (Common Space Types:Restrooms)	23	0.85	20
11-Cubicles (Common Space Types:Restrooms)	23	0.85	20
12-Cubicles (Common Space Types:Restrooms)	23	0.85	20
13-Cubicles (Common Space Types:Restrooms)	23	0.85	20
14-Cubicles (Common Space Types:Restrooms)	23	0.85	20
15-Cubicles (Common Space Types:Restrooms)	24	0.85	20
16-Locker Room (Common Space Types:Locker Room)	64	0.48	31
		Total Allowed Watts =	744

Proposed Interior Lighting Power

A Fixture ID : Description / Lamp / Wattage Per Lamp / Ballast	B Lamps/ Fixture	C # of Fixture	D Fixture Watt.	E (C X D)
1-Sickroom (Common Space Types:Restrooms)				
AWS03: AWS03: Palco: LED Other Fixture Unit 16W:	1	5	12	60
2-hand wash (Common Space Types:Restrooms)				
AL09: AL09: LASER: LED Linear 10W:	1	20	12	240

A Fixture ID : Description / Lamp / Wattage Per Lamp / Ballast	B Lamps/ Fixture	C # of Fixture	D Fixture Watt.	E (C X D)
3-ADA (Common Space Types:Restrooms)				
AWS03: AWS03: Palco: LED Other Fixture Unit 16W:	1	4	12	48
4-Nursing (Common Space Types:Restrooms)				
AWS03: AWS03: Palco: LED Other Fixture Unit 16W:	1	4	12	48
5-ADA (Common Space Types:Restrooms)				
AWS03: AWS03: Palco: LED Other Fixture Unit 16W:	1	4	12	48
6-custodian (Common Space Types:Laundry/Washing Area)				
AWS03: AWS03: Palco: LED Other Fixture Unit 16W:	1	1	12	12
7-102 mech (Common Space Types:Electrical/Mechanical)				
BL01: BL01: BoH: LED Linear 33W:	1	2	31	62
8-Cubicles (Common Space Types:Restrooms)				
AWS03: AWS03: Palco: LED Other Fixture Unit 16W:	1	1	12	12
9-Cubicles (Common Space Types:Restrooms)				
AWS03: AWS03: Palco: LED Other Fixture Unit 16W:	1	1	12	12
10-Cubicles (Common Space Types:Restrooms)				
AWS03: AWS03: Palco: LED Other Fixture Unit 16W:	1	1	12	12
11-Cubicles (Common Space Types:Restrooms)				
AWS03: AWS03: Palco: LED Other Fixture Unit 16W:	1	1	12	12
12-Cubicles (Common Space Types:Restrooms)				
AWS03: AWS03: Palco: LED Other Fixture Unit 16W:	1	1	12	12
13-Cubicles (Common Space Types:Restrooms)				
AWS03: AWS03: Palco: LED Other Fixture Unit 16W:	1	1	12	12
14-Cubicles (Common Space Types:Restrooms)				
AWS03: AWS03: Palco: LED Other Fixture Unit 16W:	1	1	12	12
15-Cubicles (Common Space Types:Restrooms)				
AWS03: AWS03: Palco: LED Other Fixture Unit 16W:	1	1	12	12
16-Locker Room (Common Space Types:Locker Room)				
AWS03: AWS03: Palco: LED Other Fixture Unit 16W:	1	5	12	60
			Total Proposed Watts =	674

Interior Lighting PASSES: Design 9% better than code

Interior Lighting Compliance Statement

Compliance Statement: The proposed interior lighting design represented in this document is consistent with the building plans, specifications, and other calculations submitted with this permit application. The proposed interior lighting systems have been designed to meet the 2020 New York State Energy Conservation Construction Code requirements in COM*check* Version COMcheckWeb and to comply with any applicable mandatory requirements listed in the Inspection Checklist.

Name - Title Signature Date

COM*check* Software Version COMcheckWeb

Exterior Lighting Compliance Certificate

Project Information

Energy Code: 2020 New York State Energy Conservation Construction Code
Project Title: Storm King Restroom Building
Project Type: New Construction
Exterior Lighting Zone 1 (Developed rural area (LZ1))

Construction Site:

Owner/Agent:
Storm King Art Center
1 Museum Rd
New Windsor
New York, NY 12553
8455343115

Designer/Contractor:

Allowed Exterior Lighting Power

A Area/Surface Category	B Quantity	C Allowed Watts /	D Tradable Wattage	E Allowed Watts (B X C)
Walkway >= 10 feet wide	950 ft2	0.1	Yes	95
			Total Tradable Watts (a) =	95
			Total Allowed Watts =	95
			Total Allowed Supplemental Watts (b) =	350

(a) Wattage tradeoffs are only allowed between tradable areas/surfaces.
(b) A supplemental allowance equal to 350 watts may be applied toward compliance of both non-tradable and tradable areas/surfaces.

Proposed Exterior Lighting Power

A Fixture ID : Description / Lamp / Wattage Per Lamp / Ballast	B Lamps/ Fixture	C # of Fixture	D Fixture Watt.	E (C X D)
Walkway >= 10 feet wide (950 ft2): Tradable Wattage				
AW02: AW02: BEGA: LED A Lamp 6W:	1	6	5	30
AWS03: AWS03: PALCO: LED A Lamp 6W:	1	2	16	32
			Total Tradable Proposed Watts =	62

Exterior Lighting PASSES: Design 86% better than code

Exterior Lighting Compliance Statement

Compliance Statement: The proposed exterior lighting design represented in this document is consistent with the building plans, specifications, and other calculations submitted with this permit application. The proposed exterior lighting systems have been designed to meet the 2020 New York State Energy Conservation Construction Code requirements in COM*check* Version COMcheckWeb and to comply with any applicable mandatory requirements listed in the Inspection Checklist.

Name - Title Signature Date

COM*check* Software Version COMcheckWeb

Inspection Checklist

Energy Code: 2020 New York State Energy Conservation Construction Code

Requirements: 100.0% were addressed directly in the COM*check* software

Text in the "Comments/Assumptions" column is provided by the user in the COMcheck Requirements screen. For each requirement, the user certifies that a code requirement will be met and how that is documented, or that an exception is being claimed. Where compliance is itemized in a separate table, a reference to that table is provided.

Section # & Req.ID	Plan Review	Complies?	Comments/Assumptions
C103.2 [PR4][1]	Plans, specifications, and/or calculations provide all information with which compliance can be determined for the interior lighting and electrical systems and equipment and document where exceptions to the standard are claimed. Information provided should include interior lighting power calculations, wattage of bulbs and ballasts, transformers and control devices.	☐Complies ☐Does Not ☐Not Observable ☐Not Applicable	Requirement will be met.
C103.2 [PR8][1]	Plans, specifications, and/or calculations provide all information with which compliance can be determined for the exterior lighting and electrical systems and equipment and document where exceptions to the standard are claimed. Information provided should include exterior lighting power calculations, wattage of bulbs and ballasts, transformers and control devices.	☐Complies ☐Does Not ☐Not Observable ☐Not Applicable	Requirement will be met.

Additional Comments/Assumptions:

1 High Impact (Tier 1) 2 Medium Impact (Tier 2) 3 Low Impact (Tier 3)

Section # & Req.ID	Rough-In Electrical Inspection	Complies?	Comments/Assumptions
C405.2.2.2 [EL22][1]	Spaces required to have light-reduction controls have a manual control that allows the occupant to reduce the connected lighting load in a reasonably uniform illumination pattern >= 50 percent.	☐Complies ☐Does Not ☐Not Observable ☐Not Applicable	Requirement will be met.
C405.2.1, C405.2.1.1 [EL18][1]	Occupancy sensors installed in classrooms/lecture/training rooms, conference/meeting/multipurpose rooms, copy/print rooms, lounges/breakrooms, enclosed offices, open plan office areas, restrooms, storage rooms, locker rooms, warehouse storage areas, and other spaces <= 300 sqft that are enclosed by floor-to-ceiling height partitions. Reference section language C405.2.1.2 for control function in warehouses and section C405.2.1.3 for open plan office spaces.	☐Complies ☐Does Not ☐Not Observable ☐Not Applicable	Requirement will be met.
C405.2.1.2 [EL19][1]	Occupancy sensors control function in warehouses: In warehouses, the lighting in aisleways and open areas is controlled with occupant sensors that automatically reduce lighting power by 50% or more when the areas are unoccupied. The occupant sensors control lighting in each aisleway independently and do not control lighting beyond the aisleway being controlled by the sensor.	☐Complies ☐Does Not ☐Not Observable ☐Not Applicable	**Exception:** Requirement does not apply.
C405.2.1.3 [EL20][1]	Occupant sensor control function in open plan office areas: Occupant sensor controls in open office spaces >= 300 sq.ft. have controls 1) configured so that general lighting can be controlled separately in control zones with floor areas <= 600 sq.ft. within the space, 2) automatically turn off general lighting in all control zones within 20 minutes after all occupants have left the space, 3) are configured so that general lighting power in each control zone is reduced by >= 80% of the full zone general lighting power within 20 minutes of all occupants leaving that control zone, and 4) are configured such that any daylight responsive control will activate space general lighting or control zone general lighting only when occupancy for the same area is detected.	☐Complies ☐Does Not ☐Not Observable ☐Not Applicable	Requirement will be met.
C405.2.2.1, C405.2.2.2 [EL21][1]	Each area not served by occupancy sensors (per C405.2.1) have time-switch controls and functions detailed in sections C405.2.2.1 and C405.2.2.2.	☐Complies ☐Does Not ☐Not Observable ☐Not Applicable	Requirement will be met.

1 High Impact (Tier 1) 2 Medium Impact (Tier 2) 3 Low Impact (Tier 3)

Section # & Req.ID	Rough-In Electrical Inspection	Complies?	Comments/Assumptions
C405.2.3, C405.2.3.1, C405.2.3.2 [EL23][1]	Daylight zones provided with individual controls that control the lights independent of general area lighting. See code section C405.2.3 Daylight-responsive controls for applicable spaces, C405.2.3.1 Daylight responsive control function and section C405.2.3.2 Sidelit zone.	☐Complies ☐Does Not ☐Not Observable ☐Not Applicable	Requirement will be met.
C405.2.4 [EL26][1]	Separate lighting control devices for specific uses installed per approved lighting plans.	☐Complies ☐Does Not ☐Not Observable ☐Not Applicable	Requirement will be met.
C405.2.4 [EL27][1]	Additional interior lighting power allowed for special functions per the approved lighting plans and is automatically controlled and separated from general lighting.	☐Complies ☐Does Not ☐Not Observable ☐Not Applicable	Requirement will be met.
C405.2.5 [EL28][1]	Manual controls required by the energy code are in a location with ready access to occupants and located where the controlled lights are visible, or identify the area served and their status.	☐Complies ☐Does Not ☐Not Observable ☐Not Applicable	Requirement will be met.
C405.2.6 [EL30][1]	Automatic lighting controls for exterior lighting installed. Controls will be daylight controlled, set based on business operation time-of-day, or reduce connected lighting > 30%.	☐Complies ☐Does Not ☐Not Observable ☐Not Applicable	Requirement will be met.
C405.3 [EL6][1]	Exit signs do not exceed 5 watts per face.	☐Complies ☐Does Not ☐Not Observable ☐Not Applicable	Requirement will be met.

Additional Comments/Assumptions:

1 High Impact (Tier 1) 2 Medium Impact (Tier 2) 3 Low Impact (Tier 3)

Section # & Req.ID	Final Inspection	Complies?	Comments/Assumptions
C303.3, C408.2.5.2 [FI17][1]	Furnished O&M instructions for systems and equipment to the building owner or designated representative.	☐Complies ☐Does Not ☐Not Observable ☐Not Applicable	Requirement will be met.
C405.4.1 [FI18][1]	Interior installed lamp and fixture lighting power is consistent with what is shown on the approved lighting plans, demonstrating proposed watts are less than or equal to allowed watts.	☐Complies ☐Does Not ☐Not Observable ☐Not Applicable	*See the Interior Lighting fixture schedule for values.*
C405.5.1 [FI19][1]	Exterior lighting power is consistent with what is shown on the approved lighting plans, demonstrating proposed watts are less than or equal to allowed watts.	☐Complies ☐Does Not ☐Not Observable ☐Not Applicable	*See the Exterior Lighting fixture schedule for values.*
C408.2.5.1 [FI16][1]	Furnished as-built drawings for electric power systems within 90 days of system acceptance.	☐Complies ☐Does Not ☐Not Observable ☐Not Applicable	Requirement will be met.
C408.3 [FI33][1]	Lighting systems have been tested to ensure proper calibration, adjustment, programming, and operation.	☐Complies ☐Does Not ☐Not Observable ☐Not Applicable	Requirement will be met.

Additional Comments/Assumptions:

1 High Impact (Tier 1) 2 Medium Impact (Tier 2) 3 Low Impact (Tier 3)

Owner
Storm King Art Center
1 Museum Road
New Windsor, NY 12553
+1 (845) 534-3115

Design Architect
heneghan peng architects
14-16 Lord Edward Street
Dublin, D02 YC63, IE
+353 1 633 9000

Executive Architect
WXY Architecture + Urban Design
224 Centre Street, 5th Floor
New York, NY 10013
+1 (212) 219-1953

Landscape Architect
Gustafson Porter + Bowman
1 Cobham Mews
London, MW1 9SB, UK
+44 020 7284 8950

Reed Hilderbrand LLC
33 Whitney Avenue, 3rd Floor
New Haven, CT, US 06510
+1 (617) 923-2422

Structural & Lighting
ARUP
77 Water Street
New York, NY, US 10005
+1 (212) 896-3000

MEPF & IT
BuroHappold
100 Broadway #23
New York, NY, US 10005
+1 (212) 616-0228

Civil
VHB
100 Great Oaks Blvd., Suite 118
Albany, NY, US 12203
+1 (518) 389-3606

AV & Acoustics
LSTN Consultants
76 Beaver Street, 2nd Floor
New York, NY, US 10005
+1 (347) 788-0810

Facade
Front Inc.
100 E. Broadway Street, #501
New York, NY, US 10002
+1 (212) 242-2220

Key Plan

Description	Date
Filing Set	06/17/22

Project

Storm King Art Center

Welcome Pavilions

Seal

NOT FOR CONSTRUCTION

Drawing Title

Restroom - Energy Code & COMcheck

Date	06/17/22
Scale	
Drawing Number	EN-W-003
Sheet Size	ARCH D

COM*check* Software Version COMcheckWeb
Mechanical Compliance Certificate

Project Information

Energy Code:	2020 New York State Energy Conservation Construction Code
Project Title:	Storm King - Restroom Pavilion
Location:	New Windsor, New York
Climate Zone:	5a
Project Type:	New Construction

Construction Site:
Storm King - CFM Building
New Windsor, New York 12553

Owner/Agent:
Storm King Art Center
1 Museum Rd
New Windsor, New York 12553
854-534-3115

Designer/Contractor:
WXY Architecture + Urban Design
25 Park Place, 5th Floor
New York, New York 10007
212-219-1953

Additional Efficiency Package(s)

Credits: 1.0 Required 1.0 Proposed
Enhanced Envelope Performance, 1.0 credit

Mechanical Systems List

Quantity	System Type & Description
1	ERV-C-2-1 (Single Zone): Cooling: 1 each - Hydronic Coil, Capacity = 7 kBtu/h, Air-Cooled Condenser, Air Economizer No minimum efficiency requirement applies Fan System: ERV-W-1-1	RESTOOM PAVILION -- Compliance (Motor nameplate HP and fan efficiency method) : Passes Fans: FAN 11 Supply, Constant Volume, 670 CFM, 1.0 motor nameplate hp, 0.0 fan efficiency grade, 0.0 total fan efficiency, 0.0 design fan efficiency , fan exception: Single fan <= 5HP FAN 12 Exhaust, Constant Volume, 670 CFM, 1.0 motor nameplate hp, 0.0 fan efficiency grade, 0.0 total fan efficiency, 0.0 design fan efficiency , fan exception: Single fan <= 5HP
1	UH-W-1-1 (Unknown w/ PerimeterSystem): Heating: 1 each - Unit Heater, Electric, Capacity = 6 kBtu/h No minimum efficiency requirement applies Fan System: UH-W-1-1	MECH RM -- Compliance (Motor nameplate HP and fan efficiency method) : Passes Fans: FAN 13 Supply, Constant Volume, 250 CFM, 0.1 motor nameplate hp, 0.0 fan efficiency grade, 0.0 total fan efficiency, 0.0 design fan efficiency , fan exception: Single fan <= 5HP
1	DH-W-1-1 (Single Zone): Heating: 1 each - Other, Electric, Capacity = 39 kBtu/h No minimum efficiency requirement applies
1	Radiant Floor (Single Zone w/ PerimeterSystem): Heating: 1 each - Radiant Heater, Electric, Capacity = 23 kBtu/h No minimum efficiency requirement applies
1	Water Heater: Electric Storage Water Heater, Capacity: 80 gallons Proposed Efficiency: 0.05 SL, %/h (if > 12 kW), Required Efficiency: 0.64 SL, %/h (if > 12 kW)

Mechanical Compliance Statement

Compliance Statement: The proposed mechanical design represented in this document is consistent with the building plans, specifications, and other calculations submitted with this permit application. The proposed mechanical systems have been designed to meet the 2020 New York State Energy Conservation Construction Code requirements in COMcheck Version

COMcheckWeb and to comply with any applicable mandatory requirements listed in the Inspection Checklist.

Name - Title _____ Signature _____ Date _____

COM*check* Software Version COMcheckWeb
Inspection Checklist

Energy Code: 2020 New York State Energy Conservation Construction Code

Requirements: 100.0% were addressed directly in the COM*check* software

Text in the "Comments/Assumptions" column is provided by the user in the COMcheck Requirements screen. For each requirement, the user certifies that a code requirement will be met and how that is documented, or that an exception is being claimed. Where compliance is itemized in a separate table, a reference to that table is provided.

Section # & Req.ID	Plan Review	Complies?	Comments/Assumptions
C103.2 [PR2]^{1}	Plans, specifications, and/or calculations provide all information with which compliance can be determined for the mechanical systems and equipment and document where exceptions to the standard are claimed. Load calculations per acceptable engineering standards and handbooks.	☐Complies ☐Does Not ☐Not Observable ☐Not Applicable	Requirement will be met.
C103.2 [PR3]^{1}	Plans, specifications, and/or calculations provide all information with which compliance can be determined for the service water heating systems and equipment and document where exceptions to the standard are claimed. Hot water system sized per manufacturer's sizing guide.	☐Complies ☐Does Not ☐Not Observable ☐Not Applicable	Requirement will be met.

Additional Comments/Assumptions:

1 High Impact (Tier 1) 2 Medium Impact (Tier 2) 3 Low Impact (Tier 3)

Section # & Req.ID	Footing / Foundation Inspection	Complies?	Comments/Assumptions
C403.12.2 C403.12.3 [FO9]^{1}	Snow/ice melting system and freeze protection systems have sensors and controls configured to limit service for pavement temperature and outdoor temperature. future connection to controls.	☐Complies ☐Does Not ☐Not Observable ☐Not Applicable	**Exception:** Requirement does not apply.

Additional Comments/Assumptions:

1 High Impact (Tier 1) 2 Medium Impact (Tier 2) 3 Low Impact (Tier 3)

Section # & Req.ID	Plumbing Rough-In Inspection	Complies?	Comments/Assumptions
C404.5, C404.5.1, C404.5.2 [PL6]^{1}	Heated water supply piping conforms to pipe length and volume requirements. Refer to section details.	☐Complies ☐Does Not ☐Not Observable ☐Not Applicable	**Exception:** Requirement does not apply.
C404.5, C404.5.1, C404.5.2 [PL6]^{1}	Heated water supply piping conforms to pipe length and volume requirements. Refer to section details.	☐Complies ☐Does Not ☐Not Observable ☐Not Applicable	**Exception:** Requirement does not apply.
C404.5, C404.5.1, C404.5.2 [PL6]^{1}	Heated water supply piping conforms to pipe length and volume requirements. Refer to section details.	☐Complies ☐Does Not ☐Not Observable ☐Not Applicable	**Exception:** Requirement does not apply.
C404.5, C404.5.1, C404.5.2 [PL6]^{1}	Heated water supply piping conforms to pipe length and volume requirements. Refer to section details.	☐Complies ☐Does Not ☐Not Observable ☐Not Applicable	**Exception:** Requirement does not apply.
C404.5, C404.5.1, C404.5.2 [PL6]^{1}	Heated water supply piping conforms to pipe length and volume requirements. Refer to section details.	☐Complies ☐Does Not ☐Not Observable ☐Not Applicable	Requirement will be met.
C404.6.3 [PL7]^{1}	Pumps that circulate water between a heater and storage tank have controls that limit operation from startup to <= 5 minutes after end of heating cycle.	☐Complies ☐Does Not ☐Not Observable ☐Not Applicable	**Exception:** Requirement does not apply.
C404.6.3 [PL7]^{1}	Pumps that circulate water between a heater and storage tank have controls that limit operation from startup to <= 5 minutes after end of heating cycle.	☐Complies ☐Does Not ☐Not Observable ☐Not Applicable	**Exception:** Requirement does not apply.
C404.6.3 [PL7]^{1}	Pumps that circulate water between a heater and storage tank have controls that limit operation from startup to <= 5 minutes after end of heating cycle.	☐Complies ☐Does Not ☐Not Observable ☐Not Applicable	**Exception:** Requirement does not apply.
C404.6.3 [PL7]^{1}	Pumps that circulate water between a heater and storage tank have controls that limit operation from startup to <= 5 minutes after end of heating cycle.	☐Complies ☐Does Not ☐Not Observable ☐Not Applicable	**Exception:** Requirement does not apply.
C404.6.3 [PL7]^{1}	Pumps that circulate water between a heater and storage tank have controls that limit operation from startup to <= 5 minutes after end of heating cycle.	☐Complies ☐Does Not ☐Not Observable ☐Not Applicable	Requirement will be met.
C404.7 [PL8]^{1}	Demand recirculation water systems have controls that start the pump upon receiving a signal from the action of a user of a fixture or appliance and limits the temperature of the water entering the cold-water piping to 104°F.	☐Complies ☐Does Not ☐Not Observable ☐Not Applicable	**Exception:** Requirement does not apply.

1 High Impact (Tier 1) 2 Medium Impact (Tier 2) 3 Low Impact (Tier 3)

Section # & Req.ID	Plumbing Rough-In Inspection	Complies?	Comments/Assumptions
C404.7 [PL8]^{1}	Demand recirculation water systems have controls that start the pump upon receiving a signal from the action of a user of a fixture or appliance and limits the temperature of the water entering the cold-water piping to 104°F.	☐Complies ☐Does Not ☐Not Observable ☐Not Applicable	**Exception:** Requirement does not apply.
C404.7 [PL8]^{1}	Demand recirculation water systems have controls that start the pump upon receiving a signal from the action of a user of a fixture or appliance and limits the temperature of the water entering the cold-water piping to 104°F.	☐Complies ☐Does Not ☐Not Observable ☐Not Applicable	**Exception:** Requirement does not apply.
C404.7 [PL8]^{1}	Demand recirculation water systems have controls that start the pump upon receiving a signal from the action of a user of a fixture or appliance and limits the temperature of the water entering the cold-water piping to 104°F.	☐Complies ☐Does Not ☐Not Observable ☐Not Applicable	Requirement will be met.

Additional Comments/Assumptions:

1 High Impact (Tier 1) 2 Medium Impact (Tier 2) 3 Low Impact (Tier 3)

Section # & Req.ID	Mechanical Rough-In Inspection	Complies?	Comments/Assumptions
C402.2.6 [ME41]^{1}	Thermally ineffective panel surfaces of sensible heating panels have insulation >= R-3.5.	☐Complies ☐Does Not ☐Not Observable ☐Not Applicable	Requirement will be met.
C403.11.1 [ME61]^{1}	HVAC piping insulation insulated in accordance with Table C403.11.3. Insulation exposed to weather is protected from damage and is provided with shielding from solar radiation.	☐Complies ☐Does Not ☐Not Observable ☐Not Applicable	**Exception:** Requirement does not apply.
C403.11.1 [ME61]^{1}	HVAC piping insulation insulated in accordance with Table C403.11.3. Insulation exposed to weather is protected from damage and is provided with shielding from solar radiation.	☐Complies ☐Does Not ☐Not Observable ☐Not Applicable	Requirement will be met.
C403.11.1 [ME61]^{1}	HVAC piping insulation insulated in accordance with Table C403.11.3. Insulation exposed to weather is protected from damage and is provided with shielding from solar radiation.	☐Complies ☐Does Not ☐Not Observable ☐Not Applicable	**Exception:** Requirement does not apply.
C403.8.1 [ME65]^{1}	HVAC fan systems at design conditions do not exceed allowable fan system motor nameplate hp or fan system bhp.	☐Complies ☐Does Not ☐Not Observable ☐Not Applicable	**Exception:** Requirement does not apply. *See the Mechanical Systems list for values.*
C403.8.1 [ME65]^{1}	HVAC fan systems at design conditions do not exceed allowable fan system motor nameplate hp or fan system bhp.	☐Complies ☐Does Not ☐Not Observable ☐Not Applicable	**Exception:** Requirement does not apply. *See the Mechanical Systems list for values.*
C403.8.3 [ME117]^{1}	Fans have efficiency grade (FEG) >= 67. The total efficiency of the fan at the design point of operation <= 15% of maximum total efficiency of the fan.	☐Complies ☐Does Not ☐Not Observable ☐Not Applicable	**Exception:** Single fans with motor nameplate horsepowerof = 5 hp. **Location on plans/spec:** No fan for this piece of equipment
C403.8.3 [ME117]^{1}	Fans have efficiency grade (FEG) >= 67. The total efficiency of the fan at the design point of operation <= 15% of maximum total efficiency of the fan.	☐Complies ☐Does Not ☐Not Observable ☐Not Applicable	**Exception:** Single fans with motor nameplate horsepowerof = 5 hp. **Location on plans/spec:** No fan for this piece of equipment
C403.8.4 [ME142]^{1}	Motors for fans that are not less than 1/12 hp and less than 1 hp are electronically commutated motors or have a minimum motor efficiency of 70 percent. These motors have the means to adjust motor speed.	☐Complies ☐Does Not ☐Not Observable ☐Not Applicable	Requirement will be met. **Location on plans/spec:** M-W-601
C403.8.4 [ME142]^{1}	Motors for fans that are not less than 1/12 hp and less than 1 hp are electronically commutated motors or have a minimum motor efficiency of 70 percent. These motors have the means to adjust motor speed.	☐Complies ☐Does Not ☐Not Observable ☐Not Applicable	**Exception:** Motors in the airstream within fan coils and terminal units only provide heating to the space served.
C403.8.5 [ME143]^{1}	Each DX cooling system > 65 kBtu and chiller water/evaporative cooling system with fans > 1/4 hp are designed to vary the indoor fan airflow as a function of load and comply with, detailed requirements of this section.	☐Complies ☐Does Not ☐Not Observable ☐Not Applicable	**Exception:** Requirement does not apply.

1 High Impact (Tier 1) 2 Medium Impact (Tier 2) 3 Low Impact (Tier 3)

Section # & Req.ID	Mechanical Rough-In Inspection	Complies?	Comments/Assumptions
C403.8.5 [ME143]^{1}	Each DX cooling system > 65 kBtu and chiller water/evaporative cooling system with fans > 1/4 hp are designed to vary the indoor fan airflow as a function of load and comply with, detailed requirements of this section.	☐Complies ☐Does Not ☐Not Observable ☐Not Applicable	**Exception:** Requirement does not apply.
C403.12.1 [ME71]^{1}	Systems that heat outside the building envelope are radiant heat systems controlled by an occupancy sensing device or timer switch.	☐Complies ☐Does Not ☐Not Observable ☐Not Applicable	**Exception:** Requirement does not apply.
C403.2.3 [ME55]^{1}	HVAC equipment efficiency verified.	☐Complies ☐Does Not ☐Not Observable ☐Not Applicable	*See the Mechanical Systems list for values.*
C403.2.2 [ME59]^{1}	Natural or mechanical ventilation is provided in accordance with International Mechanical Code Chapter 4. Mechanical ventilation has capability to reduce outdoor air supply to minimum per IMC Chapter 4.	☐Complies ☐Does Not ☐Not Observable ☐Not Applicable	Requirement will be met.
C403.7.1 [ME59]^{1}	Demand control ventilation provided for spaces >500 ft2 and >25 people/1000 ft2 occupant density and served by systems with air side economizer, auto modulating outside air damper control, or design airflow >3,000 cfm.	☐Complies ☐Does Not ☐Not Observable ☐Not Applicable	**Exception:** Systems with energy recovery.
C403.7.2 [ME115]^{1}	Enclosed parking garage ventilation has automatic contaminant detection and capacity to stage or modulate fans to 50% or less of design capacity.	☐Complies ☐Does Not ☐Not Observable ☐Not Applicable	**Exception:** Requirement does not apply.
C403.7.6 [ME141]^{1}	HVAC systems serving guestrooms in Group R-1 buildings with > 50 guestrooms: Each guestroom is provided with controls that automatically manage temperature setpoint and ventilation (see sections C403.7.6.1 and C403.7.6.2).	☐Complies ☐Does Not ☐Not Observable ☐Not Applicable	**Exception:** Requirement does not apply.
C403.7.4 [ME57]^{1}	Exhaust air energy recovery on systems meeting Table C403.7.4(1) and C403.7.4(2).	☐Complies ☐Does Not ☐Not Observable ☐Not Applicable	Requirement will be met.
C403.7.5 [ME116]^{1}	Kitchen exhaust systems comply with replacement air and conditioned supply air limitations, and satisfy hood rating requirements and maximum exhaust rate criteria.	☐Complies ☐Does Not ☐Not Observable ☐Not Applicable	**Exception:** Requirement does not apply.
C403.11.1 C403.11.2 [ME60]^{1}	HVAC ducts and plenums insulated in accordance with C403.11.1 and constructed in accordance with C403.11.2, verification may need to occur during Foundation Inspection.	☐Complies ☐Does Not ☐Not Observable ☐Not Applicable	Requirement will be met.
C403.4.3.1 [ME50]^{1}	Three-pipe hydronic systems using a common return for hot and chilled water are not used.	☐Complies ☐Does Not ☐Not Observable ☐Not Applicable	Requirement will be met.

1 High Impact (Tier 1) 2 Medium Impact (Tier 2) 3 Low Impact (Tier 3)

Section # & Req.ID	Mechanical Rough-In Inspection	Complies?	Comments/Assumptions
C403.4.5 [ME26]^{1}	Chilled water plants with multiple chillers have capability to reduce flow automatically through the chiller plant when a chiller is shut down. Boiler plants with multiple boilers have the capability to reduce flow automatically through the boiler plant when a boiler is shut down.	☐Complies ☐Does Not ☐Not Observable ☐Not Applicable	Requirement will be met.
C403.4.1.4 [ME63]^{1}	Heating for vestibules and air curtains with integral heating include automatic controls that shut off the heating system when outdoor air temperatures > 45F. Vestibule heating and cooling systems controlled by a thermostat in the vestibule with heating setpoint <= 60F and cooling setpoint >= 80F.	☐Complies ☐Does Not ☐Not Observable ☐Not Applicable	**Exception:** Requirement does not apply.
C403.9.5 [ME31]^{1}	Condenser heat recovery system that can heat water to 85 °F or provide 60% of peak heat rejection is installed for preheating of service hot water.	☐Complies ☐Does Not ☐Not Observable ☐Not Applicable	**Exception:** Facility operates 24/7. **Location on plans/spec:** No hydronics
C408.2.2.1 [ME53]^{1}	Air outlets and zone terminal devices have means for air balancing.	☐Complies ☐Does Not ☐Not Observable ☐Not Applicable	Requirement will be met. **Location on plans/spec:** M-C-002 notes section B.3
C408.2.2.2 [ME54]^{1}	HVAC hydronic heating and cooling coils have means to balance and have pressure test connections.	☐Complies ☐Does Not ☐Not Observable ☐Not Applicable	Requirement will be met. **Location on plans/spec:** No hydronics
C403.5, C403.5.1, C403.5.2 [ME123]^{1}	Refrigerated display cases, walk-in coolers or walk-in freezers served by remote compressors and remote condensers not located in a condensing unit, have fan-powered condensers that comply with Sections C403.5.1 and refrigeration compressor systems that comply with C403.5.2...	☐Complies ☐Does Not ☐Not Observable ☐Not Applicable	**Exception:** Requirement does not apply.

Additional Comments/Assumptions:

1 High Impact (Tier 1) 2 Medium Impact (Tier 2) 3 Low Impact (Tier 3)

Section # & Req.ID	Final Inspection	Complies?	Comments/Assumptions
C303.3, C408.2.5.3 [FI8]^{1}	Furnished O&M manuals for HVAC systems within 90 days of system acceptance.	☐Complies ☐Does Not ☐Not Observable ☐Not Applicable	Requirement will be met.
C403.2.2 [FI27]^{1}	HVAC systems and equipment capacity does not exceed calculated loads.	☐Complies ☐Does Not ☐Not Observable ☐Not Applicable	Requirement will be met.
C403.2.4.1.1 [FI47]^{1}	Heating and cooling to each zone is controlled by a thermostat control. Minimum one humidity control device per installed humidification/dehumidification system.	☐Complies ☐Does Not ☐Not Observable ☐Not Applicable	Requirement will be met. **Location on plans/spec:** M-W-101
C403.2.4.1.1 [FI47]^{1}	Heating and cooling to each zone is controlled by a thermostat control. Minimum one humidity control device per installed humidification/dehumidification system.	☐Complies ☐Does Not ☐Not Observable ☐Not Applicable	Requirement will be met. **Location on plans/spec:** M-W-601
C403.2.4.1.1 [FI47]^{1}	Heating and cooling to each zone is controlled by a thermostat control. Minimum one humidity control device per installed humidification/dehumidification system.	☐Complies ☐Does Not ☐Not Observable ☐Not Applicable	Requirement will be met. **Location on plans/spec:** M-W-101
C403.2.4.1.1 [FI47]^{1}	Heating and cooling to each zone is controlled by a thermostat control. Minimum one humidity control device per installed humidification/dehumidification system.	☐Complies ☐Does Not ☐Not Observable ☐Not Applicable	Requirement will be met. **Location on plans/spec:** M-W-101
C403.4.1.2 [FI38]^{1}	Thermostatic controls have a 5 °F deadband.	☐Complies ☐Does Not ☐Not Observable ☐Not Applicable	Requirement will be met.
C403.2.4.1.3 [FI20]^{1}	Temperature controls have setpoint overlap restrictions.	☐Complies ☐Does Not ☐Not Observable ☐Not Applicable	Requirement will be met.
C403.2.4.2.1 [FI39]^{1}	Each zone equipped with setback controls using automatic time clock or programmable control system.	☐Complies ☐Does Not ☐Not Observable ☐Not Applicable	Requirement will be met.
C403.2.4.2.1, C403.2.4.2.2 [FI40]^{1}	Automatic Controls: Setback to 55°F (heat) and 85°F (cool); 7-day clock, 2-hour occupant override, 10-hour backup	☐Complies ☐Does Not ☐Not Observable ☐Not Applicable	**Exception:** Requirement does not apply.
C403.2.4.2.3 [FI41]^{1}	Systems include optimum start controls.	☐Complies ☐Does Not ☐Not Observable ☐Not Applicable	Requirement will be met.

1 High Impact (Tier 1) 2 Medium Impact (Tier 2) 3 Low Impact (Tier 3)

Section # & Req.ID	Final Inspection	Complies?	Comments/Assumptions
C403.2.4.2.3 [FI41]^{1}	Systems include optimum start controls.	☐Complies ☐Does Not ☐Not Observable ☐Not Applicable	Requirement will be met.
C404.3 [FI11]^{1}	Heat traps installed on supply and discharge piping of non-circulating systems.	☐Complies ☐Does Not ☐Not Observable ☐Not Applicable	Requirement will be met.
C404.4 [FI25]^{1}	All piping insulated in accordance with section details and Table C403.11.3.	☐Complies ☐Does Not ☐Not Observable ☐Not Applicable	Requirement will be met.
C408.2.1 [FI28]^{1}	Commissioning plan developed by registered design professional or approved agency.	☐Complies ☐Does Not ☐Not Observable ☐Not Applicable	Requirement will be met.
C408.2.3.1 [FI31]^{1}	HVAC equipment has been tested to ensure proper operation.	☐Complies ☐Does Not ☐Not Observable ☐Not Applicable	Requirement will be met.
C408.2.3.2 [FI10]^{1}	HVAC control systems have been tested to ensure proper operation, calibration and adjustment of controls.	☐Complies ☐Does Not ☐Not Observable ☐Not Applicable	Requirement will be met.
C408.2.4 [FI29]^{1}	Preliminary commissioning report completed and certified by registered design professional or approved agency.	☐Complies ☐Does Not ☐Not Observable ☐Not Applicable	Requirement will be met.
C408.2.5.1 [FI7]^{1}	Furnished HVAC as-built drawings submitted within 90 days of system acceptance.	☐Complies ☐Does Not ☐Not Observable ☐Not Applicable	Requirement will be met.
C408.2.5.3 [FI43]^{1}	An air and/or hydronic system balancing report is provided for HVAC systems.	☐Complies ☐Does Not ☐Not Observable ☐Not Applicable	Requirement will be met.
C408.2.5.4 [FI30]^{1}	Final commissioning report due to building owner within 90 days of receipt of certificate of occupancy.	☐Complies ☐Does Not ☐Not Observable ☐Not Applicable	Requirement will be met.

Additional Comments/Assumptions:

1 High Impact (Tier 1) 2 Medium Impact (Tier 2) 3 Low Impact (Tier 3)

Owner
Storm King Art Center
1 Museum Road
New Windsor, NY 12553
+1 (845) 534-3115

Design Architect
heneghan peng architects
14-16 Lord Edward Street
Dublin, D02 YC63, IE
+353 1 633 9000

Executive Architect
WXY Architecture + Urban Design
224 Centre Street, 5th Floor
New York, NY 10013
+1 (212) 219-1953

Landscape Architect
Gustafson Porter + Bowman
1 Cobham Mews
London, MW1 9SB, UK
+44 020 7284 8950

Reed Hilderbrand LLC
33 Whitney Avenue, 3rd Floor
New Haven, CT, US 06510
+1 (617) 923-2422

Structural & Lighting
ARUP
77 Water Street
New York, NY, US 10005
+1 (212) 896-3000

MEPF & IT
BuroHappold
100 Broadway #23
New York, NY, US 10005
+1 (212) 616-0228

Civil
VHB
100 Great Oaks Blvd., Suite 118
Albany, NY, US 12203
+1 (518) 389-3606

AV & Acoustics
LSTN Consultants
76 Beaver Street, 2nd Floor
New York, NY, US 10005
+1 (347) 788-0810

Facade
Front Inc.
100 E. Broadway Street, #501
New York, NY, US 10002
+1 (212) 242-2220

Key Plan

Description	Date
Filing Set	06/17/22

Project

Storm King Art Center

Welcome Pavilions

Seal

NOT FOR CONSTRUCTION

Drawing Title

Restroom - Energy Code & COMcheck

Date	06/17/22
Scale	
Drawing Number	EN-W-004
Sheet Size	ARCH D

1 COMcheck - North Elevation - Ticketing
1/16" = 1'-0"

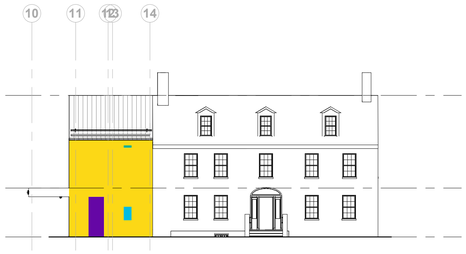

2 COMcheck - South Elevation - Ticketing
1/16" = 1'-0"

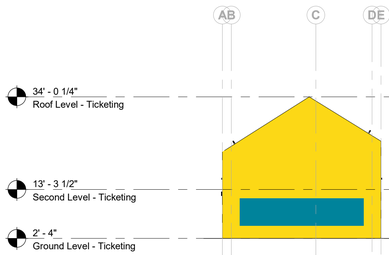

3 COMcheck - West Elevation - Ticketing
1/16" = 1'-0"

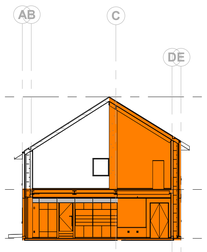

4 COMcheck - E Party Wall
1/16" = 1'-0"

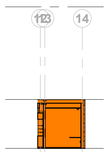

5 COMcheck - N Party Wall
1/16" = 1'-0"

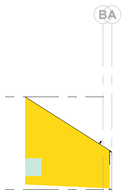

6 COMcheck - E Alcove Wall
1/16" = 1'-0"

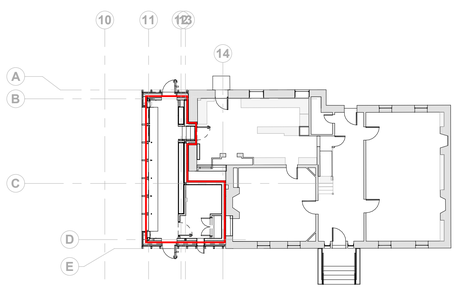

7 COMcheck - Ground Level - Ticketing
1/16" = 1'-0"

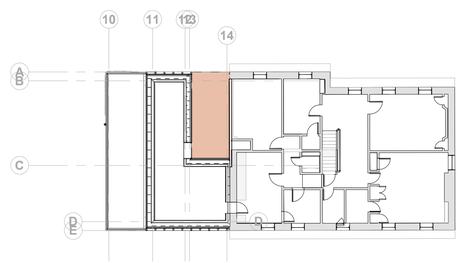

8 COMcheck - Second Level - Ticketing
1/16" = 1'-0"

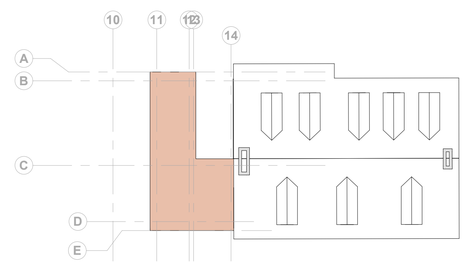

9 COMcheck - Roof Level - Ticketing
1/16" = 1'-0"

Enclosure Takeoffs - Ticketing

Assembly	*Color*	*Area Use*	*Opaque Area*	*Opening Area*
01_North				
EN_Door		Ticketing	0 SF	31 SF
EN_Wall		Ticketing	186 SF	0 SF
EN_Wall (Metal Panel)		Ticketing	167 SF	0 SF
EN_Wall (Party)		Ticketing	117 SF	0 SF
			469 SF	31 SF
02_East				
EN_Wall		Ticketing	266 SF	0 SF
EN_Wall (Party)		Ticketing	661 SF	0 SF
EN_Window (W37)		Ticketing	0 SF	15 SF
			928 SF	15 SF
03_South				
EN_Door		Ticketing	0 SF	31 SF
EN_Louver		Ticketing	0 SF	1 SF
EN_Wall		Ticketing	369 SF	0 SF
EN_Window (W36)		Ticketing	0 SF	5 SF
			369 SF	37 SF
04_West				
EN_Wall		Ticketing	754 SF	0 SF
EN_Window (W35)		Ticketing	0 SF	171 SF
			754 SF	171 SF
06_Roof				
EN_Roof		Ticketing	661 SF	0 SF
			661 SF	0 SF
TOTAL			3181 SF	255 SF

Foundation Insulation Perimeter Extents - TIcketing

Assembly	*Color*	*Area Use*	*Length*
SKG_EN_PerimeterInsulation	~~Red~~	Ticketing	104' - 6 3/4"
TOTAL			104' - 6 3/4"

Owner
Storm King Art Center
1 Museum Road
New Windsor, NY 12553
+1 (845) 534-3115

Design Architect
heneghan peng architects
14-16 Lord Edward Street
Dublin, D02 YC63
+353 1 633 9000

Executive Architect
WXY Architecture + Urban Design
224 Centre Street, 5th Floor
New York, NY 10013
+1 (212) 219-1953

Landscape Architect
Gustafson Porter + Bowman
1 Cobham Mews
London, MW1 9SB
+44 020 7284 8950

Reed Hilderbrand LLC
33 Whitney Avenue, 3rd Floor
New Haven, CT 06510
+1 (617) 923-2422

Structural & Lighting
ARUP
77 Water Street
New York, NY 10005
+1 (212) 896-3000

MEPF & IT
BuroHappold
100 Broadway #23
New York, NY 10005
+1 (212) 616-0228

Civil
VHB
100 Great Oaks Blvd., Suite 118
Albany, NY 12203
+1 (518) 389-3606

AV & Acoustics
LSTN Consultants
76 Beaver Street, 2nd Floor
New York, NY 10005
+1 (347) 788-0810

Facade
Front Inc.
100 E. Broadway Street, #501
New York, NY 10002
+1 (212) 242-2220

Key Plan

Description	Date
Filing Set	06/17/22

Project

Storm King Art Center

Welcome Pavilions

Seal

NOT FOR CONSTRUCTION

Drawing Title

Ticketing - Building Envelope Takeoffs

Date	06/17/22
Scale	1/16" = 1'-0"
Drawing Number	EN-W-011
Sheet Size	ARCH D

COMcheck Software Version COMcheckWeb
Envelope Compliance Certificate

Project Information

Energy Code:	2020 New York State Energy Conservation Construction Code
Project Title:	Storm King - Ticketing Pavilion
Location:	New Windsor, New York
Climate Zone:	5a
Project Type:	Addition
Vertical Glazing / Wall Area:	7%

Construction Site:
New Windsor, New York 12553

Owner/Agent:
Storm King Art Center
1 Museum Rd
New Windsor, New York 12553
845-534-3115

Designer/Contractor:
WXY Architecture + Urban Design
25 Park Place, 5th Floor
New York, New York 10007
212-219-1953

Building Area	Floor Area
1-Ticketing (Office) : Nonresidential	478

Envelope Assemblies

Assembly	Gross Area or Perimeter	Cavity R-Value	Cont. R-Value	Proposed U-Factor	Budget U-Factor$_{(a)}$
Roof: Insulation Entirely Above Deck, [Bldg. Use 1 - Ticketing]	661	---	40.0	0.025	0.032
Floor: Unheated Slab-On-Grade, Vertical 2 ft., [Bldg. Use 1 - Ticketing] (c)	105	---	15.0	0.520	0.540
NORTH					
Ext. Wall: Wood-Framed, 24in. o.c., [Bldg. Use 1 - Ticketing]	217	0.0	32.0	0.028	0.064
Door: Insulated Metal, Swinging, [Bldg. Use 1 - Ticketing]	31	---	---	0.360	0.370
Ext. Wall (Metal Panel): Wood-Framed, 24in. o.c., [Bldg. Use 1 - Ticketing]	167	0.0	32.0	0.028	0.064
Ext. Wall (Party): Wood-Framed, 24in. o.c., [Bldg. Use 1 - Ticketing]	117	0.0	20.0	0.042	0.064
EAST					
Ext. Wall: Wood-Framed, 24in. o.c., [Bldg. Use 1 - Ticketing]	281	0.0	32.0	0.028	0.064
Window (W37): Wood Frame: Fixed, Perf. Specs.: Product ID Duratherm A-1 Fixed Frame Window, SHGC 0.34, [Bldg. Use 1 - Ticketing] (b)	15	---	---	0.280	0.380
Ext. Wall (Party): Wood-Framed, 24in. o.c., [Bldg. Use 1 - Ticketing]	661	0.0	20.0	0.042	0.064
SOUTH					
Ext. Wall: Wood-Framed, 24in. o.c., [Bldg. Use 1 - Ticketing]	405	0.0	32.0	0.028	0.064
Window (W36): Wood Frame: Operable, Perf. Specs.: Product ID Duratherm A-13 Outswing Window, SHGC 0.32, [Bldg. Use 1 - Ticketing] (b)	5	---	---	0.320	0.450
Door: Insulated Metal, Swinging, [Bldg. Use 1 - Ticketing]	31	---	---	0.360	0.370
Louver: Wood-Framed, 24in. o.c., [Bldg. Use 1 - Ticketing]	1	0.0	0.0	0.298	0.064
WEST					
Ext. Wall: Wood-Framed, 24in. o.c., [Bldg. Use 1 - Ticketing]	905	0.0	32.0	0.028	0.064
Window: Wood Frame: Operable, Perf. Specs.: Product ID Duratherm A-29 Single Hung Window, SHGC 0.32, [Bldg. Use 1 - Ticketing] (b)	171	---	---	0.320	0.450

Assembly	Gross Area or Perimeter	Cavity R-Value	Cont. R-Value	Proposed U-Factor	Budget U-Factor$_{(a)}$
- Ticketing] (b)					

(a) Budget U-factors are used for software baseline calculations ONLY, and are not code requirements.
(b) Fenestration product performance must be certified in accordance with NFRC and requires supporting documentation.
(c) Slab-On-Grade proposed and budget U-factors shown in table are F-factors.

Envelope PASSES: Design 32% better than code

Envelope Compliance Statement

Compliance Statement: The proposed envelope design represented in this document is consistent with the building plans, specifications, and other calculations submitted with this permit application. The proposed envelope systems have been designed to meet the 2020 New York State Energy Conservation Construction Code requirements in COMcheck Version COMcheckWeb and to comply with any applicable mandatory requirements listed in the Inspection Checklist.

Name - Title Signature Date

COMcheck Software Version COMcheckWeb
Inspection Checklist

Energy Code: 2020 New York State Energy Conservation Construction Code

Requirements: 100.0% were addressed directly in the COMcheck software

Text in the "Comments/Assumptions" column is provided by the user in the COMcheck Requirements screen. For each requirement, the user certifies that a code requirement will be met and how that is documented, or that an exception is being claimed. Where compliance is itemized in a separate table, a reference to that table is provided.

Section # & Req.ID	Plan Review	Complies?	Comments/Assumptions
C103.2 [PR1][1]	Plans and/or specifications provide all information with which compliance can be determined for the building envelope and document where exceptions to the standard are claimed.	☐Complies ☐Does Not ☐Not Observable ☐Not Applicable	Requirement will be met.
C402.4.1 [PR10][1]	The vertical fenestration area <= 30 percent of the gross above-grade wall area.	☐Complies ☐Does Not ☐Not Observable ☐Not Applicable	Requirement will be met.
C402.4.1 [PR11][1]	The skylight area <= 3 percent of the gross roof area.	☐Complies ☐Does Not ☐Not Observable ☐Not Applicable	Requirement will be met.
C402.4.2 [PR14][1]	In enclosed spaces > 2,500 ft2 directly under a roof with ceiling heights >15 ft, and used as an office, lobby, atrium, concourse, corridor, storage, gymnasium/exercise center, convention center, automotive service, manufacturing, non-refrigerated warehouse, retail store, distribution/sorting area, transportation, or workshop, the following requirements apply: (a) the daylight zone under skylights is >= half the floor area; (b) the skylight area to daylight zone is >= 3 percent with a skylight VT >= 0.40; or a minimum skylight effective aperture >= 1 percent.	☐Complies ☐Does Not ☐Not Observable ☐Not Applicable	Requirement will be met.

Additional Comments/Assumptions:

1 High Impact (Tier 1) 2 Medium Impact (Tier 2) 3 Low Impact (Tier 3)

Section # & Req.ID	Footing / Foundation Inspection	Complies?	Comments/Assumptions
C303.2 [FO4][2]	Slab edge insulation installed per manufacturer's instructions.	☐Complies ☐Does Not ☐Not Observable ☐Not Applicable	Requirement will be met.
C303.2.1 [FO6][2]	Exterior insulation protected against damage, sunlight, moisture, wind, landscaping and equipment maintenance activities.	☐Complies ☐Does Not ☐Not Observable ☐Not Applicable	Requirement will be met.
C105 [FO3][2]	Installed slab-on-grade insulation type and R-value consistent with insulation specifications reported in plans and COMcheck reports.	☐Complies ☐Does Not ☐Not Observable ☐Not Applicable	*See the Envelope Assemblies table for values.*
C402.2.4 [FO7][2]	Slab edge insulation depth/length. Slab insulation extending away from building is covered by pavement or >= 10 inches of soil.	☐Complies ☐Does Not ☐Not Observable ☐Not Applicable	Requirement will be met. *See the Envelope Assemblies table for values.*

Additional Comments/Assumptions:

1 High Impact (Tier 1) 2 Medium Impact (Tier 2) 3 Low Impact (Tier 3)

Section # & Req.ID	Framing / Rough-In Inspection	Complies?	Comments/Assumptions
C303.1.3 [FR12][2]	Fenestration products rated in accordance with NFRC.	☐Complies ☐Does Not ☐Not Observable ☐Not Applicable	Requirement will be met.
C303.1.3 [FR13][2]	Fenestration products are certified as to performance labels or certificates provided.	☐Complies ☐Does Not ☐Not Observable ☐Not Applicable	Requirement will be met.
C402.4.3 [FR10][2]	Vertical fenestration SHGC value.	☐Complies ☐Does Not ☐Not Observable ☐Not Applicable	*See the Envelope Assemblies table for values.*
C402.4.3, C402.4.3.4 [FR8][2]	Installed vertical fenestration U-factor and SHGC consistent with label specifications and as reported in plans and COMcheck reports.	☐Complies ☐Does Not ☐Not Observable ☐Not Applicable	*See the Envelope Assemblies table for values.*
C402.5.1.2.1 [FR19][2]	The building envelope contains a continuous air barrier that is sealed in an approved manner and material permeability <= 0.004 dfm/ft2. Air barrier penetrations are sealed in an approved manner.	☐Complies ☐Does Not ☐Not Observable ☐Not Applicable	Requirement will be met.
C402.5.2, C402.5.4 [FR18][2]	Factory-built fenestration and doors are labeled as meeting air leakage requirements.	☐Complies ☐Does Not ☐Not Observable ☐Not Applicable	Requirement will be met.
C402.5.7 [FR17][2]	Vestibules are installed on all building entrances. Doors have self-closing devices.	☐Complies ☐Does Not ☐Not Observable ☐Not Applicable	**Exception:** Doors that open directly from a space =3000 ft2.

Additional Comments/Assumptions:

1 High Impact (Tier 1) 2 Medium Impact (Tier 2) 3 Low Impact (Tier 3)

Section # & Req.ID	Mechanical Rough-In Inspection	Complies?	Comments/Assumptions
C402.5.5, C403.2.4.3 [ME3][2]	Stair and elevator shaft vents have motorized dampers that automatically close. Reference section C403.7.7 for operational details.	☐Complies ☐Does Not ☐Not Observable ☐Not Applicable	Requirement will be met.
C403.7.7 [ME58][2]	Outdoor air and exhaust systems have motorized dampers that automatically shut when not in use and meet maximum leakage rates. Check gravity dampers where allowed. Reference section language for operational details.	☐Complies ☐Does Not ☐Not Observable ☐Not Applicable	Requirement will be met.

Additional Comments/Assumptions:

1 High Impact (Tier 1) 2 Medium Impact (Tier 2) 3 Low Impact (Tier 3)

Section # & Req.ID	Insulation Inspection	Complies?	Comments/Assumptions
C303.1 [IN3][2]	Roof insulation installed per manufacturer's instructions. Blown or poured loose-fill insulation is installed only where the roof slope is <=3 in 12.	☐Complies ☐Does Not ☐Not Observable ☐Not Applicable	Requirement will be met.
C402.2.1 [IN20][2]	Insulation installed on a suspended ceiling having ceiling tiles is not being specified for roorciceiling assemblies. Continuous insulation board installed in 2 or more layers with edge joints offset between layers.	☐Complies ☐Does Not ☐Not Observable ☐Not Applicable	Requirement will be met.
C303.1 [IN10][2]	Building envelope insulation is labeled with R-value or insulation certificate providing R-value and other relevant data.	☐Complies ☐Does Not ☐Not Observable ☐Not Applicable	Requirement will be met.
C303.2 [IN7][2]	Above-grade wall insulation installed per manufacturer's instructions.	☐Complies ☐Does Not ☐Not Observable ☐Not Applicable	Requirement will be met.
C303.2.1 [IN14][2]	Exterior insulation is protected from damage with a protective material. Verification for exposed foundation insulation may need to occur during Foundation Inspection.	☐Complies ☐Does Not ☐Not Observable ☐Not Applicable	Requirement will be met.
C105 [IN6][2]	Installed above-grade wall insulation type and R-value consistent with insulation specifications reported in plans and COMcheck reports.	☐Complies ☐Does Not ☐Not Observable ☐Not Applicable	*See the Envelope Assemblies table for values.*
C402.2.3 [IN8][2]	Installed floor insulation type and R-value consistent with insulation specifications reported in plans and COMcheck reports.	☐Complies ☐Does Not ☐Not Observable ☐Not Applicable	*See the Envelope Assemblies table for values.*
C402.2.6 [IN18][2]	Radiant panels and associated components, designed for heat transfer from the panel surfaces to the occupants or indoor space are insulated with a minimum of R-3.5.	☐Complies ☐Does Not ☐Not Observable ☐Not Applicable	**Exception:** Requirement does not apply.
C105 [IN2][2]	Installed roof insulation type and R-value consistent with insulation specifications reported in plans and COMcheck reports. For some ceiling systems, verification may need to occur during Framing Inspection.	☐Complies ☐Does Not ☐Not Observable ☐Not Applicable	*See the Envelope Assemblies table for values.*
C402.5.1.1 [IN1][2]	All sources of air leakage in the building thermal envelope are sealed, caulked, gasketed, weather stripped or wrapped with moisture vapor-permeable wrapping material to minimize air leakage.	☐Complies ☐Does Not ☐Not Observable ☐Not Applicable	Requirement will be met.

Additional Comments/Assumptions:

1 High Impact (Tier 1) 2 Medium Impact (Tier 2) 3 Low Impact (Tier 3)

Section # & Req.ID	Final Inspection	Complies?	Comments/Assumptions
C402.5.6 [FI37][2]	Weatherseals installed on all loading dock cargo door openings and provide direct contact along the top and sides of vehicles parked in the doorway.	☐Complies ☐Does Not ☐Not Observable ☐Not Applicable	Requirement will be met.
C402.5.8 [FI26][2]	Recessed luminaires in thermal envelope to limit infiltration and be IC rated and labeled. Seal between interior finish and luminaire housing.	☐Complies ☐Does Not ☐Not Observable ☐Not Applicable	**Exception:** Requirement does not apply.

Additional Comments/Assumptions:

1 High Impact (Tier 1) 2 Medium Impact (Tier 2) 3 Low Impact (Tier 3)

Owner
Storm King Art Center
1 Museum Road
New Windsor, NY 12553
+1 (845) 534-3115

Design Architect
heneghan peng architects
14-16 Lord Edward Street
Dublin, D02 YC63
+353 1 633 9000

Executive Architect
WXY Architecture + Urban Design
224 Centre Street, 5th Floor
New York, NY 10013
+1 (212) 219-1953

Landscape Architect
Gustafson Porter + Bowman
1 Cobham Mews
London, MW1 9SB
+44 020 7284 8950

Reed Hilderbrand LLC
33 Whitney Avenue, 3rd Floor
New Haven, CT 06510
+1 (617) 923-2422

Structural & Lighting
ARUP
77 Water Street
New York, NY 10005
+1 (212) 896-3000

MEPF & IT
BuroHappold
100 Broadway #23
New York, NY 10005
+1 (212) 616-0228

Civil
VHB
100 Great Oaks Blvd., Suite 118
Albany, NY 12203
+1 (518) 389-3606

AV & Acoustics
LSTN Consultants
76 Beaver Street, 2nd Floor
New York, NY 10005
+1 (347) 788-0810

Facade
Front Inc.
100 E. Broadway Street, #501
New York, NY 10002
+1 (212) 242-2220

Key Plan

Description	Date
Filing Set	06/17/22

Project

Storm King Art Center
Welcome Pavilions

Seal

NOT FOR CONSTRUCTION

Drawing Title

Ticketing - Energy Code & COMcheck

Date	06/17/22
Scale	Not to Scale
Drawing Number	EN-W-012
Sheet Size	ARCH D

COM*check* Software Version COMcheckWeb

Interior Lighting Compliance Certificate

Project Information

Energy Code: 2020 New York State Energy Conservation Construction Code
Project Title: Storm King Ticketing Building
Project Type: New Construction

Construction Site:

Owner/Agent:
Storm King Art Center
1 Museum Rd
New Windsor
New York, NY 12553
8455343115

Designer/Contractor:

Additional Efficiency Package(s)

Credits: 1.0 Required 1.0 Proposed
Reduced Lighting Power, 1.0 credit

Allowed Interior Lighting Power

A Area Category	B Floor Area (ft2)	C Allowed Watts / ft2	D Allowed Watts
1-Ticketing (Common Space Types:Sales Area)	330	1.43	472
2-Manager (Common Space Types:Office - Enclosed)	121	0.84	102
		Total Allowed Watts =	574

Proposed Interior Lighting Power

A Fixture ID : Description / Lamp / Wattage Per Lamp / Ballast	B Lamps/ Fixture	C # of Fixture	D Fixture Watt.	E (C X D)
1-Ticketing (Common Space Types:Sales Area)				
AL08: AL08: Laser: LED A Lamp 3.2W:	1	14	12	168
2-Manager (Common Space Types:Office - Enclosed)				
AL08: AL08: Laser: LED A Lamp 3.2W:	1	3	12	36
			Total Proposed Watts =	204

Interior Lighting PASSES: Design 64% better than code

Interior Lighting Compliance Statement

Compliance Statement: The proposed interior lighting design represented in this document is consistent with the building plans, specifications, and other calculations submitted with this permit application. The proposed interior lighting systems have been designed to meet the 2020 New York State Energy Conservation Construction Code requirements in COM*check* Version COMcheckWeb and to comply with any applicable mandatory requirements listed in the Inspection Checklist.

Name - Title Signature Date

COM*check* Software Version COMcheckWeb

Exterior Lighting Compliance Certificate

Project Information

Energy Code: 2020 New York State Energy Conservation Construction Code
Project Title: Storm King Ticketing Building
Project Type: New Construction
Exterior Lighting Zone 1 (Developed rural area (LZ1))

Construction Site:

Owner/Agent:
Storm King Art Center
1 Museum Rd
New Windsor
New York, NY 12553
8455343115

Designer/Contractor:

Allowed Exterior Lighting Power

A Area/Surface Category	B Quantity	C Allowed Watts /	D Tradable Wattage	E Allowed Watts (B X C)
Outdoor sales area/lot	320 ft2	0.2	Yes	64
			Total Tradable Watts (a) =	64
			Total Allowed Watts =	64
			Total Allowed Supplemental Watts (b) =	350

(a) Wattage tradeoffs are only allowed between tradable areas/surfaces.
(b) A supplemental allowance equal to 350 watts may be applied toward compliance of both non-tradable and tradable areas/surfaces.

Proposed Exterior Lighting Power

A Fixture ID : Description / Lamp / Wattage Per Lamp / Ballast	B Lamps/ Fixture	C # of Fixture	D Fixture Watt.	E (C X D)
Outdoor sales area/lot (320 ft2): Tradable Wattage				
AL09: AL09: Laser: LED A Lamp 6W:	1	7	10	70
			Total Tradable Proposed Watts =	70

Exterior Lighting PASSES: Design 83% better than code

Exterior Lighting Compliance Statement

Compliance Statement: The proposed exterior lighting design represented in this document is consistent with the building plans, specifications, and other calculations submitted with this permit application. The proposed exterior lighting systems have been designed to meet the 2020 New York State Energy Conservation Construction Code requirements in COM*check* Version COMcheckWeb and to comply with any applicable mandatory requirements listed in the Inspection Checklist.

Name - Title Signature Date

COM*check* Software Version COMcheckWeb

Inspection Checklist

Energy Code: 2020 New York State Energy Conservation Construction Code

Requirements: 100.0% were addressed directly in the COM*check* software

Text in the "Comments/Assumptions" column is provided by the user in the COMcheck Requirements screen. For each requirement, the user certifies that a code requirement will be met and how that is documented, or that an exception is being claimed. Where compliance is itemized in a separate table, a reference to that table is provided.

Section # & Req.ID	Plan Review	Complies?	Comments/Assumptions
C103.2 [PR4][1]	Plans, specifications, and/or calculations provide all information with which compliance can be determined for the interior lighting and electrical systems and equipment and document where exceptions to the standard are claimed. Information provided should include interior lighting power calculations, wattage of bulbs and ballasts, transformers and control devices.	☐Complies ☐Does Not ☐Not Observable ☐Not Applicable	Requirement will be met.
C103.2 [PR8][1]	Plans, specifications, and/or calculations provide all information with which compliance can be determined for the exterior lighting and electrical systems and equipment and document where exceptions to the standard are claimed. Information provided should include exterior lighting power calculations, wattage of bulbs and ballasts, transformers and control devices.	☐Complies ☐Does Not ☐Not Observable ☐Not Applicable	Requirement will be met.

Additional Comments/Assumptions:

1	High Impact (Tier 1)	2	Medium Impact (Tier 2)	3	Low Impact (Tier 3)

Section # & Req.ID	Rough-In Electrical Inspection	Complies?	Comments/Assumptions
C405.2.2.2 [EL22][1]	Spaces required to have light-reduction controls have a manual control that allows the occupant to reduce the connected lighting load in a reasonably uniform illumination pattern >= 50 percent.	☐Complies ☐Does Not ☐Not Observable ☐Not Applicable	Requirement will be met.
C405.2.1, C405.2.1.1 [EL18][1]	Occupancy sensors installed in classrooms/lecture/training rooms, conference/meeting/multipurpose rooms, copy/print rooms, lounges/breakrooms, enclosed offices, open plan office areas, restrooms, storage rooms, locker rooms, warehouse storage areas, and other spaces <= 300 sqft that are enclosed by floor-to-ceiling height partitions. Reference section language C405.2.1.2 for control function in warehouses and section C405.2.1.3 for open plan office spaces.	☐Complies ☐Does Not ☐Not Observable ☐Not Applicable	Requirement will be met.
C405.2.1.2 [EL19][1]	Occupancy sensors control function in warehouses: In warehouses, the lighting in aisleways and open areas is controlled with occupant sensors that automatically reduce lighting power by 50% or more when the areas are unoccupied. The occupant sensors control lighting in each aisleway independently and do not control lighting beyond the aisleway being controlled by the sensor.	☐Complies ☐Does Not ☐Not Observable ☐Not Applicable	**Exception:** Requirement does not apply.
C405.2.1.3 [EL20][1]	Occupant sensor control function in open plan office areas: Occupant sensor controls in open office spaces >= 300 sq.ft. have controls 1) configured so that general lighting can be controlled separately in control zones with floor areas <= 600 sq.ft. within the space, 2) automatically turn off general lighting in all control zones within 20 minutes after all occupants have left the space, 3) are configured so that general lighting power in each control zone is reduced by >= 80% of the full zone general lighting power within 20 minutes of all occupants leaving that control zone, and 4) are configured such that any daylight responsive control will activate space general lighting or control zone general lighting only when occupancy for the same area is detected.	☐Complies ☐Does Not ☐Not Observable ☐Not Applicable	Requirement will be met.
C405.2.2, C405.2.2.1, C405.2.2.2 [EL21][1]	Each area not served by occupancy sensors (per C405.2.1) have time-switch controls and functions detailed in sections C405.2.2.1 and C405.2.2.2.	☐Complies ☐Does Not ☐Not Observable ☐Not Applicable	Requirement will be met.

1	High Impact (Tier 1)	2	Medium Impact (Tier 2)	3	Low Impact (Tier 3)

Section # & Req.ID	Rough-In Electrical Inspection	Complies?	Comments/Assumptions
C405.2.3, C405.2.3.1, C405.2.3.2 [EL23][2]	Daylight zones provided with individual controls that control the lights independent of general area lighting. See code section C405.2.3 Daylight-responsive controls for applicable spaces. C405.2.3.1 Daylight responsive control function and section C405.2.3.2 Sidelit zone.	☐Complies ☐Does Not ☐Not Observable ☐Not Applicable	Requirement will be met.
C405.2.4 [EL26][1]	Separate lighting control devices for specific uses installed per approved lighting plans.	☐Complies ☐Does Not ☐Not Observable ☐Not Applicable	Requirement will be met.
C405.2.4 [EL27][1]	Additional interior lighting power allowed for special functions per the approved lighting plans and is automatically controlled and separated from general lighting.	☐Complies ☐Does Not ☐Not Observable ☐Not Applicable	Requirement will be met.
C405.2.5 [EL28][1]	Manual controls required by the energy code are in a location with ready access to occupants and located where the controlled lights are visible, or identify the area served and their status.	☐Complies ☐Does Not ☐Not Observable ☐Not Applicable	Requirement will be met.
C405.2.6 [EL30][1]	Automatic lighting controls for exterior lighting installed. Controls will be daylight controlled, set based on business operation time-of-day, or reduce connected lighting > 30%.	☐Complies ☐Does Not ☐Not Observable ☐Not Applicable	Requirement will be met.
C405.3 [EL6][1]	Exit signs do not exceed 5 watts per face.	☐Complies ☐Does Not ☐Not Observable ☐Not Applicable	Requirement will be met.

Additional Comments/Assumptions:

1	High Impact (Tier 1)	2	Medium Impact (Tier 2)	3	Low Impact (Tier 3)

Section # & Req.ID	Final Inspection	Complies?	Comments/Assumptions
C303.3, C408.2.5.2 [FI17][3]	Furnished O&M instructions for systems and equipment to the building owner or designated representative.	☐Complies ☐Does Not ☐Not Observable ☐Not Applicable	Requirement will be met.
C405.4.1 [FI18][1]	Interior installed lamp and fixture lighting power is consistent with what is shown on the approved lighting plans, demonstrating proposed watts are less than or equal to allowed watts.	☐Complies ☐Does Not ☐Not Observable ☐Not Applicable	*See the Interior Lighting fixture schedule for values.*
C405.5.1 [FI19][1]	Exterior lighting power is consistent with what is shown on the approved lighting plans, demonstrating proposed watts are less than or equal to allowed watts.	☐Complies ☐Does Not ☐Not Observable ☐Not Applicable	*See the Exterior Lighting fixture schedule for values.*
C408.2.5.1 [FI16][3]	Furnished as-built drawings for electric power systems within 90 days of system acceptance.	☐Complies ☐Does Not ☐Not Observable ☐Not Applicable	Requirement will be met.
C408.3 [FI33][1]	Lighting systems have been tested to ensure proper calibration, adjustment, programming, and operation.	☐Complies ☐Does Not ☐Not Observable ☐Not Applicable	Requirement will be met.

Additional Comments/Assumptions:

1	High Impact (Tier 1)	2	Medium Impact (Tier 2)	3	Low Impact (Tier 3)

Owner
Storm King Art Center
1 Museum Road
New Windsor, NY 12553
+1 (845) 534-3115

Design Architect
heneghan peng architects
14-16 Lord Edward Street
Dublin, D02 YC63, IE
+353 1 633 9000

Executive Architect
WXY Architecture + Urban Design
224 Centre Street, 5th Floor
New York, NY 10013
+1 (212) 219-1953

Landscape Architect
Gustafson Porter + Bowman
1 Cobham Mews
London, MW1 9SB, UK
+44 020 7284 8950

Reed Hilderbrand LLC
33 Whitney Avenue, 3rd Floor
New Haven, CT, US 06510
+1 (617) 923-2422

Structural & Lighting
ARUP
77 Water Street
New York, NY, US 10005
+1 (212) 896-3000

MEPF & IT
BuroHappold
100 Broadway #23
New York, NY, US 10005
+1 (212) 616-0228

Civil
VHB
100 Great Oaks Blvd., Suite 118
Albany, NY, US 12203
+1 (518) 389-3606

AV & Acoustics
LSTN Consultants
76 Beaver Street, 2nd Floor
New York, NY, US 10005
+1 (347) 788-0810

Facade
Front Inc.
100 E. Broadway Street, #501
New York, NY, US 10002
+1 (212) 242-2220

Key Plan

Description	Date
Filing Set	06/17/22

Project

Storm King Art Center

Welcome Pavilions

Seal

NOT FOR CONSTRUCTION

Drawing Title

Ticketing - Energy Code & COMcheck

Date	06/17/22
Scale	
Drawing Number	EN-W-013
Sheet Size	ARCH D

COM*check* Software Version COMcheckWeb

Mechanical Compliance Certificate

Project Information

Energy Code: 2020 New York State Energy Conservation Construction Code
Project Title: Storm King - Ticketing Pavilion
Location: New Windsor, New York
Climate Zone: 5a
Project Type: New Construction

Construction Site:
Storm King - CFM Building
New Windsor, New York 12553

Owner/Agent:
Storm King Art Center
1 Museum Rd
New Windsor, New York 12553
854-534-3115

Designer/Contractor:
WXY Architecture + Urban Design
25 Park Place, 5th Floor
New York, New York 10007
212-219-1953

Additional Efficiency Package(s)

Credits: 1.0 Required 1.0 Proposed
Enhanced Envelope Performance, 1.0 credit

Mechanical Systems List

Quantity	System Type & Description
1	ACCU-W-1-1 (Unknown): VRF Condensing Unit, Air Cooled Heat Pump Heating Mode: Capacity = 42 kBtu/h, No minimum efficiency requirement applies Cooling Mode: Capacity = 96 kBtu/h, No minimum efficiency requirement applies Fan System: None
1	FCU TPKFYP006BM142B (Single Zone): Cooling: 1 each - VRF Zone Fan Unit, Capacity = 24 kBtu/h, Unknown Economizer No minimum efficiency requirement applies Fan System: FCU TPEFYP024MH142A -- Compliance (Motor nameplate HP and fan efficiency method) : Passes Fans: FAN 1 Supply, Single-Zone VAV, 671 CFM, 0.5 motor nameplate hp, 0.0 fan efficiency grade, 0.0 total fan efficiency, 0.0 design fan efficiency , fan exception: Single fan <= 5HP
7	TH-W-1-1 (Single Zone w/ PerimeterSystem): Heating: 1 each - Radiant Heater, Electric, Capacity = 2 kBtu/h No minimum efficiency requirement applies

Mechanical Compliance Statement

Compliance Statement: The proposed mechanical design represented in this document is consistent with the building plans, specifications, and other calculations submitted with this permit application. The proposed mechanical systems have been designed to meet the 2020 New York State Energy Conservation Construction Code requirements in COMcheck Version COMcheckWeb and to comply with any applicable mandatory requirements listed in the Inspection Checklist.

Name - Title Signature Date

COM*check* Software Version COMcheckWeb

Inspection Checklist

Energy Code: 2020 New York State Energy Conservation Construction Code

Requirements: 100.0% were addressed directly in the COM*check* software

Text in the "Comments/Assumptions" column is provided by the user in the COMcheck Requirements screen. For each requirement, the user certifies that a code requirement will be met and how that is documented, or that an exception is being claimed. Where compliance is itemized in a separate table, a reference to that table is provided.

Section # & Req.ID	Plan Review	Complies?	Comments/Assumptions
C103.2 [PR2]^{1}	Plans, specifications, and/or calculations provide all information with which compliance can be determined for the mechanical systems and equipment and document where exceptions to the standard are claimed. Load calculations per acceptable engineering standards and handbooks.	☐Complies ☐Does Not ☐Not Observable ☐Not Applicable	Requirement will be met.

Additional Comments/Assumptions:

1 High Impact (Tier 1) | 2 Medium Impact (Tier 2) | 3 Low Impact (Tier 3)

Section # & Req.ID	Footing / Foundation Inspection	Complies?	Comments/Assumptions
C403.12.2 [FO9]^{1}	Snow/ice melting system and freeze protection systems have sensors and controls configured to limit service for pavement temperature and outdoor temperature. future connection to controls.	☐Complies ☐Does Not ☐Not Observable ☐Not Applicable	**Exception:** Requirement does not apply.

Additional Comments/Assumptions:

1 High Impact (Tier 1) | 2 Medium Impact (Tier 2) | 3 Low Impact (Tier 3)

Section # & Req.ID	Plumbing Rough-In Inspection	Complies?	Comments/Assumptions
C404.5, C404.5.1, C404.5.2 [PL6]^{1}	Heated water supply piping conforms to pipe length and volume requirements. Refer to section details.	☐Complies ☐Does Not ☐Not Observable ☐Not Applicable	**Exception:** Requirement does not apply. **Location on plans/spec:** No heated water in this system. See M-C-201 and M-C-202.
C404.5, C404.5.1, C404.5.2 [PL6]^{2}	Heated water supply piping conforms to pipe length and volume requirements. Refer to section details.	☐Complies ☐Does Not ☐Not Observable ☐Not Applicable	**Exception:** Requirement does not apply. **Location on plans/spec:** No heated water in this system. See M-C-201 and M-C-202.
C404.5, C404.5.1, C404.5.2 [PL6]^{3}	Heated water supply piping conforms to pipe length and volume requirements. Refer to section details.	☐Complies ☐Does Not ☐Not Observable ☐Not Applicable	**Exception:** Requirement does not apply.
C404.6.3 [PL7]^{1}	Pumps that circulate water between a heater and storage tank have controls that limit operation from startup to <= 5 minutes after end of heating cycle.	☐Complies ☐Does Not ☐Not Observable ☐Not Applicable	**Exception:** Requirement does not apply.
C404.6.3 [PL7]^{2}	Pumps that circulate water between a heater and storage tank have controls that limit operation from startup to <= 5 minutes after end of heating cycle.	☐Complies ☐Does Not ☐Not Observable ☐Not Applicable	**Exception:** Requirement does not apply.
C404.6.3 [PL7]^{3}	Pumps that circulate water between a heater and storage tank have controls that limit operation from startup to <= 5 minutes after end of heating cycle.	☐Complies ☐Does Not ☐Not Observable ☐Not Applicable	**Exception:** Requirement does not apply.
C404.7 [PL8]^{1}	Demand recirculation water systems have controls that start the pump upon receiving a signal from the action of a user of a fixture or appliance and limits the temperature of the water entering the cold-water piping to 104°F.	☐Complies ☐Does Not ☐Not Observable ☐Not Applicable	**Exception:** Requirement does not apply.
C404.7 [PL8]^{2}	Demand recirculation water systems have controls that start the pump upon receiving a signal from the action of a user of a fixture or appliance and limits the temperature of the water entering the cold-water piping to 104°F.	☐Complies ☐Does Not ☐Not Observable ☐Not Applicable	**Exception:** Requirement does not apply.
C404.7 [PL8]^{3}	Demand recirculation water systems have controls that start the pump upon receiving a signal from the action of a user of a fixture or appliance and limits the temperature of the water entering the cold-water piping to 104°F.	☐Complies ☐Does Not ☐Not Observable ☐Not Applicable	**Exception:** Requirement does not apply.

Additional Comments/Assumptions:

1 High Impact (Tier 1) | 2 Medium Impact (Tier 2) | 3 Low Impact (Tier 3)

Section # & Req.ID	Mechanical Rough-In Inspection	Complies?	Comments/Assumptions
C402.2.6 [ME41]^{1}	Thermally ineffective panel surfaces of sensible heating panels have insulation >= R-3.5.	☐Complies ☐Does Not ☐Not Observable ☐Not Applicable	Requirement will be met.
C403.11.3 [ME61]^{1}	HVAC piping insulation installed in accordance with Table C403 11.3. Insulation exposed to weather is protected from damage and is provided with shielding from solar radiation.	☐Complies ☐Does Not ☐Not Observable ☐Not Applicable	Requirement will be met.
C403.11.3 [ME61]^{2}	HVAC piping insulation installed in accordance with Table C403 11.3. Insulation exposed to weather is protected from damage and is provided with shielding from solar radiation.	☐Complies ☐Does Not ☐Not Observable ☐Not Applicable	Requirement will be met.
C403.11.3 [ME61]^{3}	HVAC piping insulation installed in accordance with Table C403 11.3. Insulation exposed to weather is protected from damage and is provided with shielding from solar radiation.	☐Complies ☐Does Not ☐Not Observable ☐Not Applicable	**Exception:** Requirement does not apply.
C403.8.1 [ME65]^{1}	HVAC fan systems at design conditions do not exceed allowable fan system motor nameplate hp or fan system bhp.	☐Complies ☐Does Not ☐Not Observable ☐Not Applicable	Requirement will be met. *See the Mechanical Systems list for values.*
C403.8.1 [ME65]^{2}	HVAC fan systems at design conditions do not exceed allowable fan system motor nameplate hp or fan system bhp.	☐Complies ☐Does Not ☐Not Observable ☐Not Applicable	**Exception:** Requirement does not apply. *See the Mechanical Systems list for values.*
C403.8.3 [ME117]^{1}	Fans have efficiency grade (FEG) >= 67. The total efficiency of the fan at the design point of operation <= 15% of maximum total efficiency of the fan.	☐Complies ☐Does Not ☐Not Observable ☐Not Applicable	**Exception:** Single fans with motor nameplate horsepowerof = 5 hp.
C403.8.3 [ME117]^{2}	Fans have efficiency grade (FEG) >= 67. The total efficiency of the fan at the design point of operation <= 15% of maximum total efficiency of the fan.	☐Complies ☐Does Not ☐Not Observable ☐Not Applicable	**Exception:** Single fans with motor nameplate horsepowerof = 5 hp. **Location on plans/spec:** NO FANS IN PROJECT
C403.8.4 [ME142]^{1}	Motors for fans that are not less than 1/12 hp and less than 1 hp are electronically commutated motors or have a minimum motor efficiency of 70 percent. These motors have the means to adjust motor speed.	☐Complies ☐Does Not ☐Not Observable ☐Not Applicable	Requirement will be met. **Location on plans/spec:** "MOTOR CONTROL" column in "M-VRF FCU SCHEDULE" on M-C-601
C403.8.5 [ME143]^{1}	Each DX cooling system > 65 kBtu and chiller water/evaporative cooling system with fans > 1/4 hp are designed to vary the indoor fan airflow as a function of load and comply with detailed requirements of this section.	☐Complies ☐Does Not ☐Not Observable ☐Not Applicable	**Exception:** Requirement does not apply.
C403.12.1 [ME71]^{1}	Systems that heat outside the building envelope are radiant heat systems controlled by an occupancy sensing device or timer switch.	☐Complies ☐Does Not ☐Not Observable ☐Not Applicable	**Exception:** Requirement does not apply.

1 High Impact (Tier 1) | 2 Medium Impact (Tier 2) | 3 Low Impact (Tier 3)

Section # & Req.ID	Mechanical Rough-In Inspection	Complies?	Comments/Assumptions
C403.2.3 [ME55]^{1}	HVAC equipment efficiency verified.	☐Complies ☐Does Not ☐Not Observable ☐Not Applicable	*See the Mechanical Systems list for values.*
C403.2.2 [ME59]^{1}	Natural or mechanical ventilation is provided in accordance with International Mechanical Code Chapter 4. Mechanical ventilation has capability to reduce outdoor air supply to minimum per IMC Chapter 4.	☐Complies ☐Does Not ☐Not Observable ☐Not Applicable	Requirement will be met.
C403.7.1 [ME59]^{1}	Demand control ventilation provided for spaces >500 ft2 and >25 people/1000 ft2 occupant density and served by systems with air side economizer, auto-modulating outside air damper control, or design airflow >3,000 cfm.	☐Complies ☐Does Not ☐Not Observable ☐Not Applicable	**Exception:** Systems with design outdoor air of less than 1200 cfm.
C403.7.2 [ME115]^{1}	Enclosed parking garage ventilation has automatic contaminant detection and capacity to stage or modulate fans to 50% or less of design capacity.	☐Complies ☐Does Not ☐Not Observable ☐Not Applicable	**Exception:** Requirement does not apply.
C403.7.6 [ME141]^{1}	HVAC systems serving guestrooms in Group R-1 buildings with > 50 guestrooms: Each guestroom is provided with controls that automatically manage temperature setpoint and ventilation (see sections C403.7.6.1 and C403.7.6.2).	☐Complies ☐Does Not ☐Not Observable ☐Not Applicable	**Exception:** Requirement does not apply.
C403.7.4 [ME57]^{1}	Exhaust air energy recovery on systems meeting Table C403.7.4(1) and C403.7.4(2).	☐Complies ☐Does Not ☐Not Observable ☐Not Applicable	**Exception:** Requirement does not apply.
C403.7.5 [ME116]^{1}	Kitchen exhaust systems comply with replacement air and conditioned supply air limitations, and satisfy hood rating requirements and maximum exhaust rate criteria.	☐Complies ☐Does Not ☐Not Observable ☐Not Applicable	**Exception:** Requirement does not apply.
C403.11.1 C403.11.2 [ME60]^{1}	HVAC ducts and plenums insulated in accordance with C403.11.1 and constructed in accordance with C403.11.2, verification may need to occur during Foundation Inspection.	☐Complies ☐Does Not ☐Not Observable ☐Not Applicable	Requirement will be met.
C403.4.3.3.2 [ME121]^{1}	Closed-circuit cooling tower within heat pump loop have either automatic bypass valve or lower leakage positive closure dampers. Open-circuit tower within heat pump loop have automatic valve to bypass all heat pump water flow around the tower. Open- or closed-circuit cooling towers used in conjunction with a separate heat exchanger have heat loss by shutting down the circulation pump on the cooling tower loop. Open- or closed circuit cooling towers have a separate heat exchanger to isolate the cooling tower from the heat pump loop, and heat loss is controlled by shutting down the circulation pump on the cooling tower loop.	☐Complies ☐Does Not ☐Not Observable ☐Not Applicable	**Exception:** Requirement does not apply.

1 High Impact (Tier 1) | 2 Medium Impact (Tier 2) | 3 Low Impact (Tier 3)

Section # & Req.ID	Mechanical Rough-In Inspection	Complies?	Comments/Assumptions
C403.4.1.4 [ME63]^{1}	Heating for vestibules and air curtains with integral heating include automatic controls to shut off the heating system when outdoor air temperatures > 45F. Vestibule heating and cooling systems controlled by a thermostat in the vestibule with heating setpoint <= 60F and cooling setpoint >= 80F.	☐Complies ☐Does Not ☐Not Observable ☐Not Applicable	**Exception:** Requirement does not apply.
C408.2.2.1 [ME53]^{1}	Air outlets and zone terminal devices have means for air balancing.	☐Complies ☐Does Not ☐Not Observable ☐Not Applicable	Requirement will be met. **Location on plans/spec:** M-C-002 notes section B.3
C403.5, C403.5.1, C403.5.2 [ME123]^{1}	Refrigerated display cases, walk-in coolers or walk-in freezers served by remote compressors or remote condensers not located in condensing unit, have fan-powered condensers that comply with Sections C403.5.1 and refrigeration compressor systems that comply with C403.5.2...	☐Complies ☐Does Not ☐Not Observable ☐Not Applicable	**Exception:** Requirement does not apply.

Additional Comments/Assumptions:

1 High Impact (Tier 1) | 2 Medium Impact (Tier 2) | 3 Low Impact (Tier 3)

Section # & Req.ID	Final Inspection	Complies?	Comments/Assumptions
C303.3, C408.2.5.2 [FI8]^{1}	Furnished O&M manuals for HVAC systems within 90 days of system acceptance.	☐Complies ☐Does Not ☐Not Observable ☐Not Applicable	Requirement will be met.
C403.2.2 [FI27]^{1}	HVAC systems and equipment capacity does not exceed calculated loads.	☐Complies ☐Does Not ☐Not Observable ☐Not Applicable	Requirement will be met.
C403.2.4.1.1 [FI47]^{1}	Heating and cooling to each zone is controlled by a thermostat control. Minimum one humidity control device per installed humidification/dehumidification system.	☐Complies ☐Does Not ☐Not Observable ☐Not Applicable	Requirement will be met. **Location on plans/spec:** M-C-101 and M-C-102 show thermostat locations for each FCU.
C403.2.4.1.1 [FI47]^{2}	Heating and cooling to each zone is controlled by a thermostat control. Minimum one humidity control device per installed humidification/dehumidification system.	☐Complies ☐Does Not ☐Not Observable ☐Not Applicable	Requirement will be met. **Location on plans/spec:** M-C-101 and M-C-102 show thermostat locations for each FCU.
C403.2.4.1.1 [FI47]^{3}	Heating and cooling to each zone is controlled by a thermostat control. Minimum one humidity control device per installed humidification/dehumidification system.	☐Complies ☐Does Not ☐Not Observable ☐Not Applicable	Requirement will be met. **Location on plans/spec:** M-W-111
C403.2.4.1.1 [FI42]^{1}	Heat pump controls prevent supplemental electric resistance heat from coming on when not needed.	☐Complies ☐Does Not ☐Not Observable ☐Not Applicable	**Exception:** Requirement does not apply.
C403.4.1.2 [FI38]^{1}	Thermostatic controls have a 5 °F deadband.	☐Complies ☐Does Not ☐Not Observable ☐Not Applicable	Requirement will be met.
C403.2.4.1.3 [FI20]^{1}	Temperature controls have setpoint overlap restrictions.	☐Complies ☐Does Not ☐Not Observable ☐Not Applicable	Requirement will be met.
C403.2.4.2 [FI39]^{1}	Each zone equipped with setback controls using automatic time clock or programmable control system.	☐Complies ☐Does Not ☐Not Observable ☐Not Applicable	Requirement will be met.
C403.2.4.2.1, C403.2.4.2.2 [FI40]^{1}	Automatic Controls: Setback to 55°F (heat) and 85°F (cool); 7-day clock, 2-hour occupant override, 10-hour backup	☐Complies ☐Does Not ☐Not Observable ☐Not Applicable	Requirement will be met.
C403.2.4.2.3 [FI41]^{1}	Systems include optimum start controls.	☐Complies ☐Does Not ☐Not Observable ☐Not Applicable	Requirement will be met.
C408.2.1 [FI28]^{1}	Commissioning plan developed by registered design professional or approved agency.	☐Complies ☐Does Not ☐Not Observable ☐Not Applicable	Requirement will be met.

1 High Impact (Tier 1) | 2 Medium Impact (Tier 2) | 3 Low Impact (Tier 3)

Section # & Req.ID	Final Inspection	Complies?	Comments/Assumptions
C408.2.3.1 [FI31]^{1}	HVAC equipment has been tested to ensure proper operation.	☐Complies ☐Does Not ☐Not Observable ☐Not Applicable	Requirement will be met.
C408.2.3.2 [FI10]^{1}	HVAC control systems have been tested to ensure proper operation, calibration and adjustment of controls.	☐Complies ☐Does Not ☐Not Observable ☐Not Applicable	Requirement will be met.
C408.2.4 [FI29]^{1}	Preliminary commissioning report completed and certified by registered design professional or approved agency.	☐Complies ☐Does Not ☐Not Observable ☐Not Applicable	Requirement will be met.
C408.2.5.1 [FI7]^{1}	Furnished HVAC as-built drawings submitted within 90 days of system acceptance.	☐Complies ☐Does Not ☐Not Observable ☐Not Applicable	Requirement will be met.
C408.2.5.3 [FI43]^{1}	An air and/or hydronic system balancing report is provided for HVAC systems.	☐Complies ☐Does Not ☐Not Observable ☐Not Applicable	Requirement will be met.
C408.2.5.4 [FI30]^{1}	Final commissioning report due to building owner within 90 days of receipt of certificate of occupancy.	☐Complies ☐Does Not ☐Not Observable ☐Not Applicable	Requirement will be met.

Additional Comments/Assumptions:

1 High Impact (Tier 1) | 2 Medium Impact (Tier 2) | 3 Low Impact (Tier 3)

Owner
Storm King Art Center
1 Museum Road
New Windsor, NY 12553
+1 (845) 534-3115

Design Architect
heneghan peng architects
14-16 Lord Edward Street
Dublin, D02 YC63, IE
+353 1 633 9000

Executive Architect
WXY Architecture + Urban Design
224 Centre Street, 5th Floor
New York, NY 10013
+1 (212) 219-1953

Landscape Architect
Gustafson Porter + Bowman
1 Cobham Mews
London, MW1 9SB, UK
+44 020 7284 8950

Reed Hilderbrand LLC
33 Whitney Avenue, 3rd Floor
New Haven, CT, US 06510
+1 (617) 923-2422

Structural & Lighting
ARUP
77 Water Street
New York, NY, US 10005
+1 (212) 896-3000

MEPF & IT
BuroHappold
100 Broadway #23
New York, NY, US 10005
+1 (212) 616-0228

Civil
VHB
100 Great Oaks Blvd., Suite 118
Albany, NY, US 12203
+1 (518) 389-3606

AV & Acoustics
LSTN Consultants
76 Beaver Street, 2nd Floor
New York, NY, US 10005
+1 (347) 788-0810

Facade
Front Inc.
100 E. Broadway Street, #501
New York, NY, US 10002
+1 (212) 242-2220

Key Plan

Description	Date
Filing Set	06/17/22

Project

Storm King Art Center

Welcome Pavilions

Seal

NOT FOR CONSTRUCTION

Drawing Title

Ticketing - Energy Code & COMcheck

Date	06/17/22
Scale	
Drawing Number	EN-W-014
Sheet Size	ARCH D

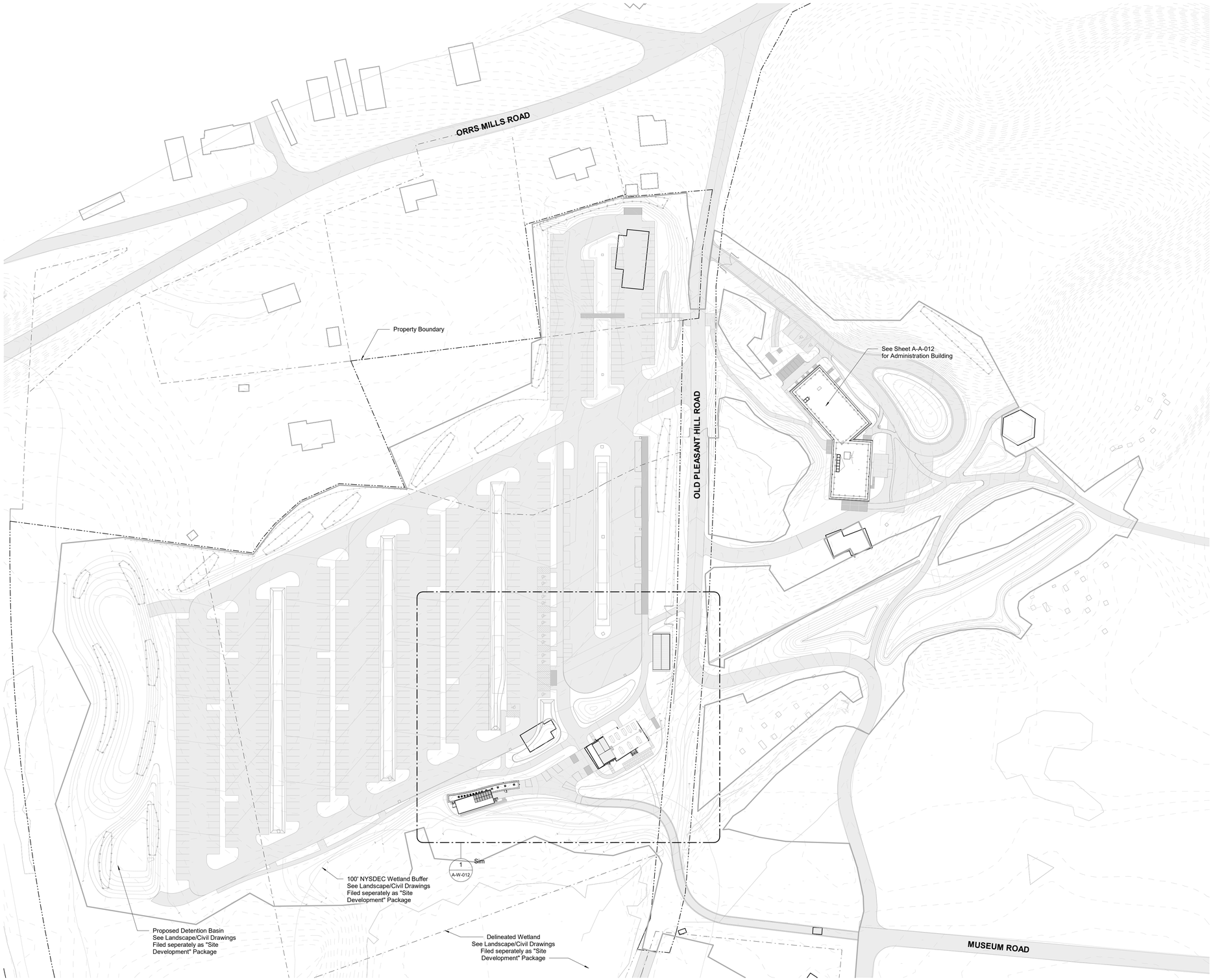

1 Site Plan - Property
1/64" = 1'-0"

Owner
Storm King Art Center
1 Museum Road
New Windsor, NY 12553
+1 (845) 534-3115

Design Architect
heneghan peng architects
14-16 Lord Edward Street
Dublin, D02 YC63
+353 1 633 9000

Executive Architect
WXY Architecture + Urban Design
224 Centre Street, 5th Floor
New York, NY 10013
+1 (212) 219-1953

Landscape Architect
Gustafson Porter + Bowman
1 Cobham Mews
London, MW1 9SB
+44 020 7284 8950

Reed Hilderbrand LLC
33 Whitney Avenue, 3rd Floor
New Haven, CT 06510
+1 (617) 923-2422

Structural & Lighting
ARUP
77 Water Street
New York, NY 10005
+1 (212) 896-3000

MEPF & IT
BuroHappold
100 Broadway #23
New York, NY 10005
+1 (212) 616-0228

Civil
VHB
100 Great Oaks Blvd., Suite 118
Albany, NY 12203
+1 (518) 389-3606

AV & Acoustics
LSTN Consultants
76 Beaver Street, 2nd Floor
New York, NY 10005
+1 (347) 788-0810

Facade
Front Inc.
100 E. Broadway Street, #501
New York, NY 10002
+1 (212) 242-2220

Key Plan

N

Description	Date
Filing Set	06/17/22

Project

Storm King Art Center

Welcome Pavilions

Seal

NOT FOR CONSTRUCTION

Drawing Title

Site Plan - Property

Date	06/17/22
Scale	1/64" = 1'-0"
Drawing Number	A-W-011
Sheet Size	ARCH D

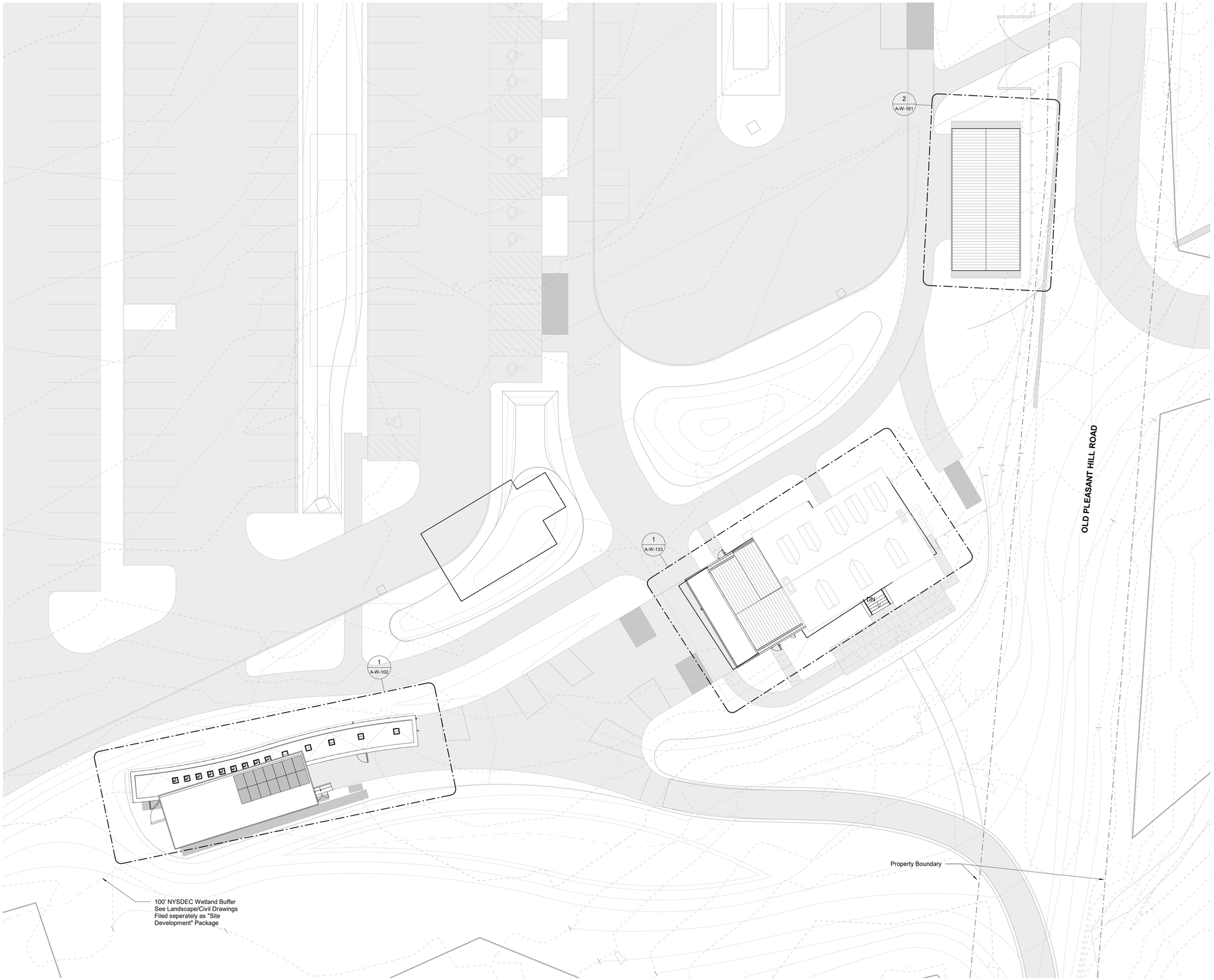

1 Site Plan - Building
1/16" = 1'-0"

Owner
Storm King Art Center
1 Museum Road
New Windsor, NY 12553
+1 (845) 534-3115

Design Architect
heneghan peng architects
14-16 Lord Edward Street
Dublin, D02 YC63
+353 1 633 9000

Executive Architect
WXY Architecture + Urban Design
224 Centre Street, 5th Floor
New York, NY 10013
+1 (212) 219-1953

Landscape Architect
Gustafson Porter + Bowman
1 Cobham Mews
London, MW1 9SB
+44 020 7284 8950

Reed Hilderbrand LLC
33 Whitney Avenue, 3rd Floor
New Haven, CT 06510
+1 (617) 923-2422

Structural & Lighting
ARUP
77 Water Street
New York, NY 10005
+1 (212) 896-3000

MEPF & IT
BuroHappold
100 Broadway #23
New York, NY 10005
+1 (212) 616-0228

Civil
VHB
100 Great Oaks Blvd., Suite 118
Albany, NY 12203
+1 (518) 389-3606

AV & Acoustics
LSTN Consultants
76 Beaver Street, 2nd Floor
New York, NY 10005
+1 (347) 788-0810

Facade
Front Inc.
100 E. Broadway Street, #501
New York, NY 10002
+1 (212) 242-2220

Key Plan

N

Description	Date
Filing Set	06/17/22

Project

Storm King Art Center

Welcome Pavilions

Seal

NOT FOR CONSTRUCTION

Drawing Title

Site Plan - Building

Date	06/17/22
Scale	1/16" = 1'-0"
Drawing Number	A-W-012
Sheet Size	ARCH D

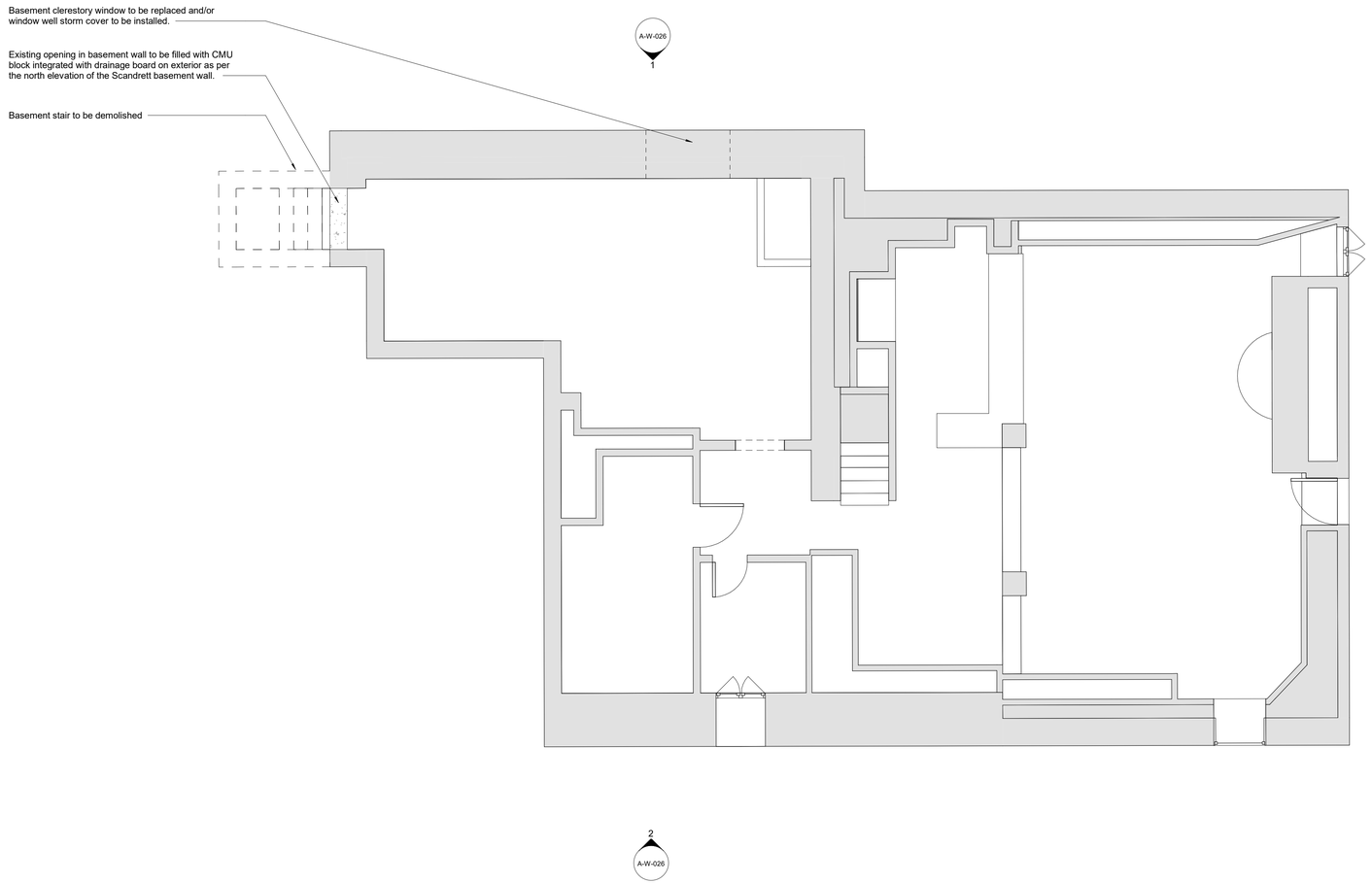

1 Cellar Level - Scandrett Demolition Plan
1/4" = 1'-0"

Scandrett - General Notes

Preparation for Ticketing Addition:

1. Ceiling in attic to be removed. Roof rafters and purlins to be evaluated and strengthened where required. Roof sheathing to be replaced where necessary.
2. Inspect and repair any door leaks and/or damage. Re-caulk, as necessary.
3. New roof over the 1749-built portion of Scandrett will be considered part of the Ticketing Addition.
4. Infill and repair of post-demolition existing exterior and interior walls as it related to the Ticketing Addition.
5. Foundation drain to be installed around perimeter of existing structure to remain and new construction.

Restoration of Scandrett:

6. Replace entry portico.
7. Exterior masonry walls to be repointed.
8. Inspect and repair any window leaks and/or damage.
   a. Scrape and sand existing all window frames. Remove existing window putty and replace with new putty. Paint all window frames.
   b. Upper window sash to be mechanical secured in-place, where necessary. Lower window sash to remain operable.
   c. Replace broken windowpanes, where necessary.
   d. No repair to sash weights or cords.
   e. No weatherstripping of windows.
9. Dormers, cornices, trim, and pediments to be scraped, sanded, and painted.
10. Remove shutters and shutter hardware. Salvageable shutters and hardware to be saved for storage and later reuse.
11. Roof to be replaced. Existing gutters, downspouts, and downpipes to be repaired and cleaned. Flashing around roof dormers to be replaced.
12. Ensure all vents are cleaned to ensure proper ventilation.
13. Clear out the interior of Scandrett including furniture, storage materials, carpets, and loose floor finishes.
    a. Repair any loose nails and/or other trip hazards.
    b. Remove interior millwork, cabinetry, and built-ins, where noted. Inspect for mold and rot.
14. Tidy up landscape without a wholesale removal. Selective trimming of vines.
15. Grade around the building should not be raised above the current level immediately adjacent to the building to avoid strengthening works of the existing basement walls.
16. Building to be surveyed for any termite damage or wood rot.
17. Building to be surveyed for lead paint.
18. Building to be surveyed for any asbestos-containing materials (ACM) and presumed asbestos-containing materials (PACM). The asbestos survey shall include a detailed inspection for the identification of all asbestos containing material in the building, or the portion of it to be renovated, demolished, or otherwise disturbed. All asbestos inspections must be done by a certified asbestos inspector employed by a licensed firm.

Owner
Storm King Art Center
1 Museum Road
New Windsor, NY 12553
+1 (845) 534-3115

Design Architect
heneghan peng architects
14-16 Lord Edward Street
Dublin, D02 YC63
+353 1 633 9000

Executive Architect
WXY Architecture + Urban Design
224 Centre Street, 5th Floor
New York, NY 10013
+1 (212) 219-1953

Landscape Architect
Gustafson Porter + Bowman
1 Cobham Mews
London, MW1 9SB
+44 020 7284 8950

Reed Hilderbrand LLC
33 Whitney Avenue, 3rd Floor
New Haven, CT 06510
+1 (617) 923-2422

Structural & Lighting
ARUP
77 Water Street
New York, NY 10005
+1 (212) 896-3000

MEPF & IT
BuroHappold
100 Broadway #23
New York, NY 10005
+1 (212) 616-0228

Civil
VHB
100 Great Oaks Blvd., Suite 118
Albany, NY 12203
+1 (518) 389-3606

AV & Acoustics
LSTN Consultants
76 Beaver Street, 2nd Floor
New York, NY 10005
+1 (347) 788-0810

Facade
Front Inc.
100 E. Broadway Street, #501
New York, NY 10002
+1 (212) 242-2220

Key Plan

N

Description	Date
Filing Set	06/17/22

Project

Storm King Art Center

Welcome Pavilions

Seal

NOT FOR CONSTRUCTION

Drawing Title

Scandrett - Demolition Plan - Basement Level

Date	06/17/22
Scale	1/4" = 1'-0"
Drawing Number	A-W-021
Sheet Size	ARCH D

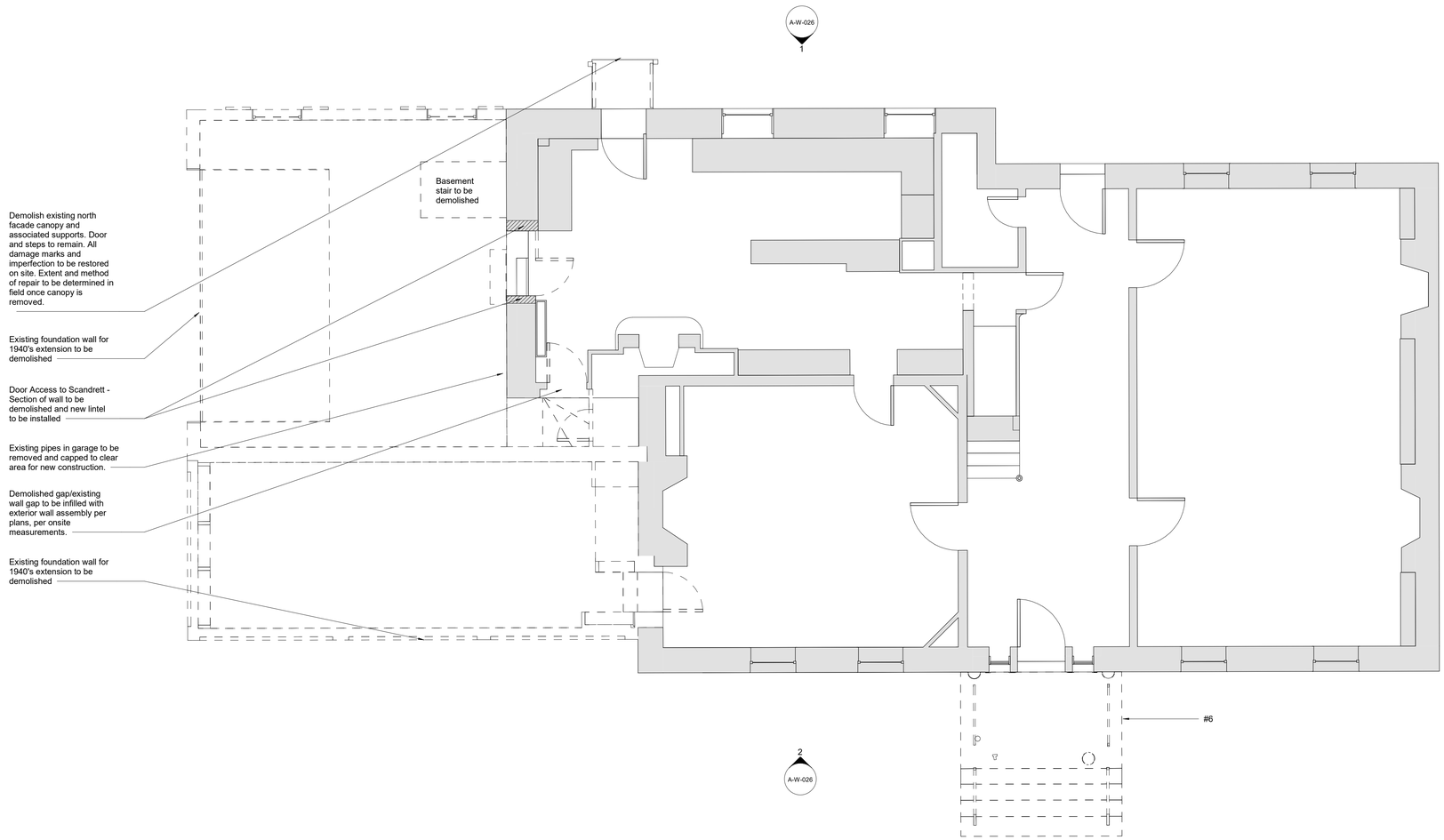

1 Ground Level - Scandrett Demolition Plan
1/4" = 1'-0"

Scandrett - General Notes

Preparation for Ticketing Addition:

1. Ceiling in attic to be removed. Roof rafters and purlins to be evaluated and strengthened where required. Roof sheathing to be replaced where necessary.
2. Inspect and repair any door leaks and/or damage. Re-caulk, as necessary.
3. New roof over the 1749-built portion of Scandrett will be considered part of the Ticketing Addition.
4. Infill and repair of post-demolition existing exterior and interior walls as it related to the Ticketing Addition.
5. Foundation drain to be installed around perimeter of existing structure to remain and new construction.

Restoration of Scandrett:

6. Replace entry portico.
7. Exterior masonry walls to be repointed.
8. Inspect and repair any window leaks and/or damage.
   a. Scrape and sand existing all window frames. Remove existing window putty and replace with new putty. Paint all window frames.
   b. Upper window sash to be mechanical secured in-place, where necessary. Lower window sash to remain operable.
   c. Replace broken windowpanes, where necessary.
   d. No repair to sash weights or cords.
   e. No weatherstripping of windows.
9. Dormers, cornices, trim, and pediments to be scraped, sanded, and painted.
10. Remove shutters and shutter hardware. Salvageable shutters and hardware to be saved for storage and later reuse.
11. Roof to be replaced. Existing gutters, downspouts, and downpipes to be repaired and cleaned. Flashing around roof dormers to be replaced.
12. Ensure all vents are cleaned to ensure proper ventilation.
13. Clear out the interior of Scandrett including furniture, storage materials, carpets, and loose floor finishes.
    a. Repair any loose nails and/or other trip hazards.
    b. Remove interior millwork, cabinetry, and built-ins, where noted. Inspect for mold and rot.
14. Tidy up landscape without a wholesale removal. Selective trimming of vines.
15. Grade around the building should not be raised above the current level immediately adjacent to the building to avoid strengthening works of the existing basement walls.
16. Building to be surveyed for any termite damage or wood rot.
17. Building to be surveyed for lead paint.
18. Building to be surveyed for any asbestos-containing materials (ACM) and presumed asbestos-containing materials (PACM). The asbestos survey shall include a detailed inspection for the identification of all asbestos containing material in the building, or the portion of it to be renovated, demolished, or otherwise disturbed. All asbestos inspections must be done by a certified asbestos inspector employed by a licensed firm.

Owner
Storm King Art Center
1 Museum Road
New Windsor, NY 12553
+1 (845) 534-3115

Design Architect
heneghan peng architects
14-16 Lord Edward Street
Dublin, D02 YC63
+353 1 633 9000

Executive Architect
WXY Architecture + Urban Design
224 Centre Street, 5th Floor
New York, NY 10013
+1 (212) 219-1953

Landscape Architect
Gustafson Porter + Bowman
1 Cobham Mews
London, MW1 9SB
+44 020 7284 8950

Reed Hilderbrand LLC
33 Whitney Avenue, 3rd Floor
New Haven, CT 06510
+1 (617) 923-2422

Structural & Lighting
ARUP
77 Water Street
New York, NY 10005
+1 (212) 896-3000

MEPF & IT
BuroHappold
100 Broadway #23
New York, NY 10005
+1 (212) 616-0228

Civil
VHB
100 Great Oaks Blvd., Suite 118
Albany, NY 12203
+1 (518) 389-3606

AV & Acoustics
LSTN Consultants
76 Beaver Street, 2nd Floor
New York, NY 10005
+1 (347) 788-0810

Facade
Front Inc.
100 E. Broadway Street, #501
New York, NY 10002
+1 (212) 242-2220

Key Plan

N

Description	Date
Filing Set	06/17/22

Project

Storm King Art Center
Welcome Pavilions

Seal

NOT FOR CONSTRUCTION

Drawing Title

Scandrett - Demolition Plan - Ground Level

Date	06/17/22
Scale	1/4" = 1'-0"
Drawing Number	A-W-022
Sheet Size	ARCH D

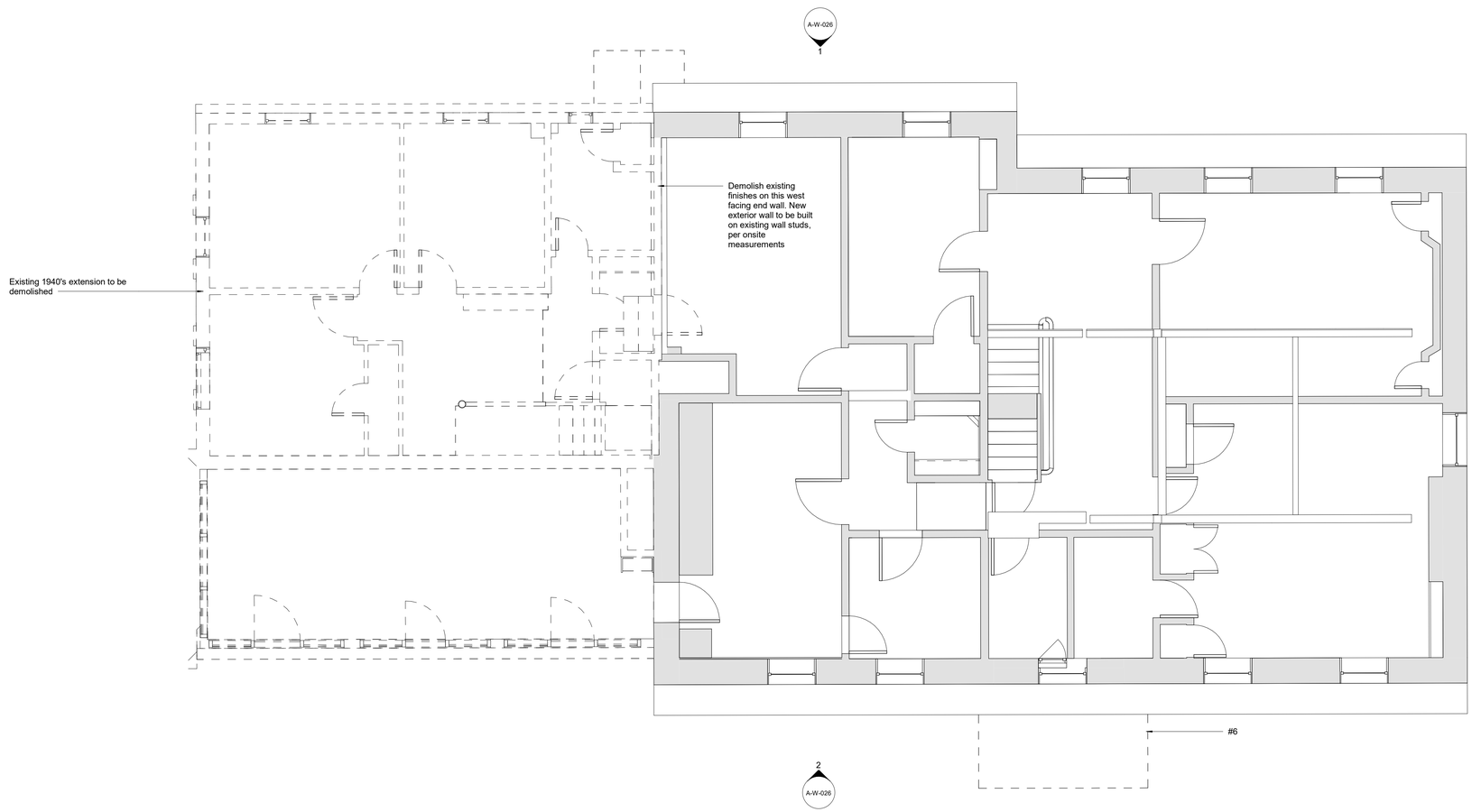

1 Second Level - Scandrett Demolition Plan
1/4" = 1'-0"

Scandrett - General Notes

Preparation for Ticketing Addition:

1. Ceiling in attic to be removed. Roof rafters and purlins to be evaluated and strengthened where required. Roof sheathing to be replaced where necessary.
2. Inspect and repair any door leaks and/or damage. Re-caulk, as necessary.
3. New roof over the 1749-built portion of Scandrett will be considered part of the Ticketing Addition.
4. Infill and repair of post-demolition existing exterior and interior walls as it related to the Ticketing Addition.
5. Foundation drain to be installed around perimeter of existing structure to remain and new construction.

Restoration of Scandrett:

6. Replace entry portico.
7. Exterior masonry walls to be repointed.
8. Inspect and repair any window leaks and/or damage.
   a. Scrape and sand existing all window frames. Remove existing window putty and replace with new putty. Paint all window frames.
   b. Upper window sash to be mechanical secured in-place, where necessary. Lower window sash to remain operable.
   c. Replace broken windowpanes, where necessary.
   d. No repair to sash weights or cords.
   e. No weatherstripping of windows.
9. Dormers, cornices, trim, and pediments to be scraped, sanded, and painted.
10. Remove shutters and shutter hardware. Salvageable shutters and hardware to be saved for storage and later reuse.
11. Roof to be replaced. Existing gutters, downspouts, and downpipes to be repaired and cleaned. Flashing around roof dormers to be replaced.
12. Ensure all vents are cleaned to ensure proper ventilation.
13. Clear out the interior of Scandrett including furniture, storage materials, carpets, and loose floor finishes.
    a. Repair any loose nails and/or other trip hazards.
    b. Remove interior millwork, cabinetry, and built-ins, where noted. Inspect for mold and rot.
14. Tidy up landscape without a wholesale removal. Selective trimming of vines.
15. Grade around the building should not be raised above the current level immediately adjacent to the building to avoid strengthening works of the existing basement walls.
16. Building to be surveyed for any termite damage or wood rot.
17. Building to be surveyed for lead paint.
18. Building to be surveyed for any asbestos-containing materials (ACM) and presumed asbestos-containing materials (PACM). The asbestos survey shall include a detailed inspection for the identification of all asbestos containing material in the building, or the portion of it to be renovated, demolished, or otherwise disturbed. All asbestos inspections must be done by a certified asbestos inspector employed by a licensed firm.

Owner
Storm King Art Center
1 Museum Road
New Windsor, NY 12553
+1 (845) 534-3115

Design Architect
heneghan peng architects
14-16 Lord Edward Street
Dublin, D02 YC63
+353 1 633 9000

Executive Architect
WXY Architecture + Urban Design
224 Centre Street, 5th Floor
New York, NY 10013
+1 (212) 219-1953

Landscape Architect
Gustafson Porter + Bowman
1 Cobham Mews
London, MW1 9SB
+44 020 7284 8950

Reed Hilderbrand LLC
33 Whitney Avenue, 3rd Floor
New Haven, CT 06510
+1 (617) 923-2422

Structural & Lighting
ARUP
77 Water Street
New York, NY 10005
+1 (212) 896-3000

MEPF & IT
BuroHappold
100 Broadway #23
New York, NY 10005
+1 (212) 616-0228

Civil
VHB
100 Great Oaks Blvd., Suite 118
Albany, NY 12203
+1 (518) 389-3606

AV & Acoustics
LSTN Consultants
76 Beaver Street, 2nd Floor
New York, NY 10005
+1 (347) 788-0810

Facade
Front Inc.
100 E. Broadway Street, #501
New York, NY 10002
+1 (212) 242-2220

Key Plan

N

Description	Date
Filing Set	06/17/22

Project

Storm King Art Center

Welcome Pavilions

Seal

NOT FOR CONSTRUCTION

Drawing Title

Scandrett - Demolition Plan - Second Level

Date	06/17/22
Scale	1/4" = 1'-0"
Drawing Number	A-W-023
Sheet Size	ARCH D

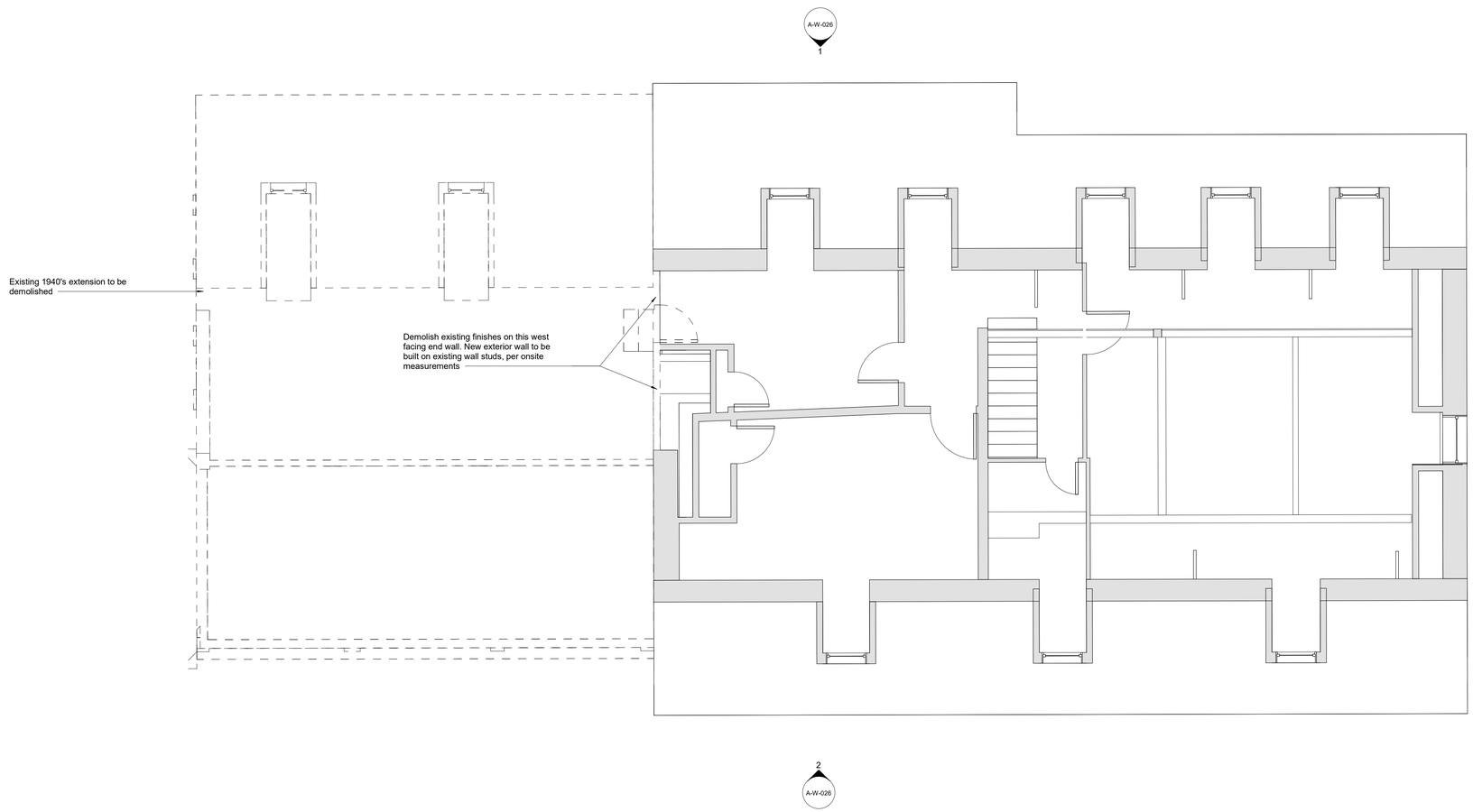

1 Third Level - Scandrett Demolition Plan
1/4" = 1'-0"

Scandrett - General Notes

Preparation for Ticketing Addition:

1. Ceiling in attic to be removed. Roof rafters and purlins to be evaluated and strengthened where required. Roof sheathing to be replaced where necessary.
2. Inspect and repair any door leaks and/or damage. Re-caulk, as necessary.
3. New roof over the 1749-built portion of Scandrett will be considered part of the Ticketing Addition.
4. Infill and repair of post-demolition existing exterior and interior walls as it related to the Ticketing Addition.
5. Foundation drain to be installed around perimeter of existing structure to remain and new construction.

Restoration of Scandrett:

6. Replace entry portico.
7. Exterior masonry walls to be repointed.
8. Inspect and repair any window leaks and/or damage.
   a. Scrape and sand existing all window frames. Remove existing window putty and replace with new putty. Paint all window frames.
   b. Upper window sash to be mechanical secured in-place, where necessary. Lower window sash to remain operable.
   c. Replace broken windowpanes, where necessary.
   d. No repair to sash weights or cords.
   e. No weatherstripping of windows.
9. Dormers, cornices, trim, and pediments to be scraped, sanded, and painted.
10. Remove shutters and shutter hardware. Salvageable shutters and hardware to be saved for storage and later reuse.
11. Roof to be replaced. Existing gutters, downspouts, and downpipes to be repaired and cleaned. Flashing around roof dormers to be replaced.
12. Ensure all vents are cleaned to ensure proper ventilation.
13. Clear out the interior of Scandrett including furniture, storage materials, carpets, and loose floor finishes.
    a. Repair any loose nails and/or other trip hazards.
    b. Remove interior millwork, cabinetry, and built-ins, where noted. Inspect for mold and rot.
14. Tidy up landscape without a wholesale removal. Selective trimming of vines.
15. Grade around the building should not be raised above the current level immediately adjacent to the building to avoid strengthening works of the existing basement walls.
16. Building to be surveyed for any termite damage or wood rot.
17. Building to be surveyed for lead paint.
18. Building to be surveyed for any asbestos-containing materials (ACM) and presumed asbestos-containing materials (PACM). The asbestos survey shall include a detailed inspection for the identification of all asbestos containing material in the building, or the portion of it to be renovated, demolished, or otherwise disturbed. All asbestos inspections must be done by a certified asbestos inspector employed by a licensed firm.

Owner
Storm King Art Center
1 Museum Road
New Windsor, NY 12553
+1 (845) 534-3115

Design Architect
heneghan peng architects
14-16 Lord Edward Street
Dublin, D02 YC63
+353 1 633 9000

Executive Architect
WXY Architecture + Urban Design
224 Centre Street, 5th Floor
New York, NY 10013
+1 (212) 219-1953

Landscape Architect
Gustafson Porter + Bowman
1 Cobham Mews
London, MW1 9SB
+44 020 7284 8950

Reed Hilderbrand LLC
33 Whitney Avenue, 3rd Floor
New Haven, CT 06510
+1 (617) 923-2422

Structural & Lighting
ARUP
77 Water Street
New York, NY 10005
+1 (212) 896-3000

MEPF & IT
BuroHappold
100 Broadway #23
New York, NY 10005
+1 (212) 616-0228

Civil
VHB
100 Great Oaks Blvd., Suite 118
Albany, NY 12203
+1 (518) 389-3606

AV & Acoustics
LSTN Consultants
76 Beaver Street, 2nd Floor
New York, NY 10005
+1 (347) 788-0810

Facade
Front Inc.
100 E. Broadway Street, #501
New York, NY 10002
+1 (212) 242-2220

Key Plan

N

Description	Date
Filing Set	06/17/22

Project

Storm King Art Center

Welcome Pavilions

Seal

NOT FOR CONSTRUCTION

Drawing Title

Scandrett - Demolition Plan - Third Level

Date	06/17/22
Scale	1/4" = 1'-0"
Drawing Number	A-W-024
Sheet Size	ARCH D

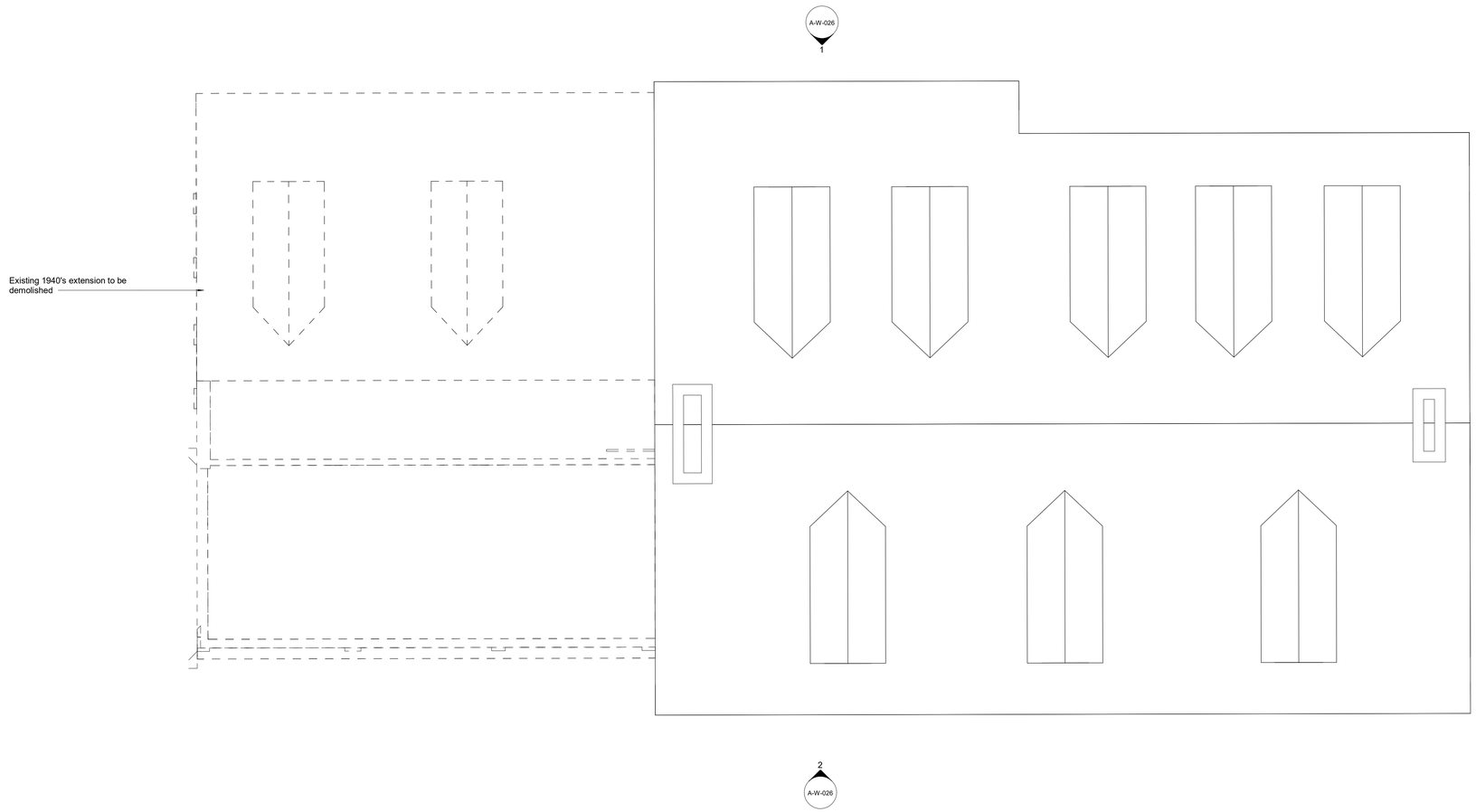

1 Roof Level - Scandrett Demolition Plan
1/4" = 1'-0"

Scandrett - General Notes

Preparation for Ticketing Addition:

1. Ceiling in attic to be removed. Roof rafters and purlins to be evaluated and strengthened where required. Roof sheathing to be replaced where necessary.
2. Inspect and repair any door leaks and/or damage. Re-caulk, as necessary.
3. New roof over the 1749-built portion of Scandrett will be considered part of the Ticketing Addition.
4. Infill and repair of post-demolition existing exterior and interior walls as it related to the Ticketing Addition.
5. Foundation drain to be installed around perimeter of existing structure to remain and new construction.

Restoration of Scandrett:

6. Replace entry portico.
7. Exterior masonry walls to be repointed.
8. Inspect and repair any window leaks and/or damage.
   a. Scrape and sand existing all window frames. Remove existing window putty and replace with new putty. Paint all window frames.
   b. Upper window sash to be mechanical secured in-place, where necessary. Lower window sash to remain operable.
   c. Replace broken windowpanes, where necessary.
   d. No repair to sash weights or cords.
   e. No weatherstripping of windows.
9. Dormers, cornices, trim, and pediments to be scraped, sanded, and painted.
10. Remove shutters and shutter hardware. Salvageable shutters and hardware to be saved for storage and later reuse.
11. Roof to be replaced. Existing gutters, downspouts, and downpipes to be repaired and cleaned. Flashing around roof dormers to be replaced.
12. Ensure all vents are cleaned to ensure proper ventilation.
13. Clear out the interior of Scandrett including furniture, storage materials, carpets, and loose floor finishes.
    a. Repair any loose nails and/or other trip hazards.
    b. Remove interior millwork, cabinetry, and built-ins, where noted. Inspect for mold and rot.
14. Tidy up landscape without a wholesale removal. Selective trimming of vines.
15. Grade around the building should not be raised above the current level immediately adjacent to the building to avoid strengthening works of the existing basement walls.
16. Building to be surveyed for any termite damage or wood rot.
17. Building to be surveyed for lead paint.
18. Building to be surveyed for any asbestos-containing materials (ACM) and presumed asbestos-containing materials (PACM). The asbestos survey shall include a detailed inspection for the identification of all asbestos containing material in the building, or the portion of it to be renovated, demolished, or otherwise disturbed. All asbestos inspections must be done by a certified asbestos inspector employed by a licensed firm.

Owner
Storm King Art Center
1 Museum Road
New Windsor, NY 12553
+1 (845) 534-3115

Design Architect
heneghan peng architects
14-16 Lord Edward Street
Dublin, D02 YC63
+353 1 633 9000

Executive Architect
WXY Architecture + Urban Design
224 Centre Street, 5th Floor
New York, NY 10013
+1 (212) 219-1953

Landscape Architect
Gustafson Porter + Bowman
1 Cobham Mews
London, MW1 9SB
+44 020 7284 8950

Reed Hilderbrand LLC
33 Whitney Avenue, 3rd Floor
New Haven, CT 06510
+1 (617) 923-2422

Structural & Lighting
ARUP
77 Water Street
New York, NY 10005
+1 (212) 896-3000

MEPF & IT
BuroHappold
100 Broadway #23
New York, NY 10005
+1 (212) 616-0228

Civil
VHB
100 Great Oaks Blvd., Suite 118
Albany, NY 12203
+1 (518) 389-3606

AV & Acoustics
LSTN Consultants
76 Beaver Street, 2nd Floor
New York, NY 10005
+1 (347) 788-0810

Facade
Front Inc.
100 E. Broadway Street, #501
New York, NY 10002
+1 (212) 242-2220

Key Plan

N

Description	Date
Filing Set	06/17/22

Project

Storm King Art Center

Welcome Pavilions

Seal

NOT FOR CONSTRUCTION

Drawing Title

Scandrett - Demolition Plan - Roof Level

Date	06/17/22
Scale	1/4" = 1'-0"
Drawing Number	A-W-025
Sheet Size	ARCH D

1 North Elevation - Demolition
1/4" = 1'-0"

2 South Elevation - Demolition
1/4" = 1'-0"

Scandrett - General Notes

Preparation for Ticketing Addition:

1. Ceiling in attic to be removed. Roof rafters and purlins to be evaluated and strengthened where required. Roof sheathing to be replaced where necessary.
2. Inspect and repair any door leaks and/or damage. Re-caulk, as necessary.
3. New roof over the 1749-built portion of Scandrett will be considered part of the Ticketing Addition.
4. Infill and repair of post-demolition existing exterior and interior walls as it related to the Ticketing Addition.
5. Foundation drain to be installed around perimeter of existing structure to remain and new construction.

Restoration of Scandrett:

6. Replace entry portico.
7. Exterior masonry walls to be repointed.
8. Inspect and repair any window leaks and/or damage.
   a. Scrape and sand existing all window frames. Remove existing window putty and replace with new putty. Paint all window frames.
   b. Upper window sash to be mechanical secured in-place, where necessary. Lower window sash to remain operable.
   c. Replace broken windowpanes, where necessary.
   d. No repair to sash weights or cords.
   e. No weatherstripping of windows.
9. Dormers, cornices, trim, and pediments to be scraped, sanded, and painted.
10. Remove shutters and shutter hardware. Salvageable shutters and hardware to be saved for storage and later reuse.
11. Roof to be replaced. Existing gutters, downspouts, and downpipes to be repaired and cleaned. Flashing around roof dormers to be replaced.
12. Ensure all vents are cleaned to ensure proper ventilation.
13. Clear out the interior of Scandrett including furniture, storage materials, carpets, and loose floor finishes.
    a. Repair any loose nails and/or other trip hazards.
    b. Remove interior millwork, cabinetry, and built-ins, where noted. Inspect for mold and rot.
14. Tidy up landscape without a wholesale removal. Selective trimming of vines.
15. Grade around the building should not be raised above the current level immediately adjacent to the building to avoid strengthening works of the existing basement walls.
16. Building to be surveyed for any termite damage or wood rot.
17. Building to be surveyed for lead paint.
18. Building to be surveyed for any asbestos-containing materials (ACM) and presumed asbestos-containing materials (PACM). The asbestos survey shall include a detailed inspection for the identification of all asbestos containing material in the building, or the portion of it to be renovated, demolished, or otherwise disturbed. All asbestos inspections must be done by a certified asbestos inspector employed by a licensed firm.

Owner
Storm King Art Center
1 Museum Road
New Windsor, NY 12553
+1 (845) 534-3115

Design Architect
heneghan peng architects
14-16 Lord Edward Street
Dublin, D02 YC63
+353 1 633 9000

Executive Architect
WXY Architecture + Urban Design
224 Centre Street, 5th Floor
New York, NY 10013
+1 (212) 219-1953

Landscape Architect
Gustafson Porter + Bowman
1 Cobham Mews
London, MW1 9SB
+44 020 7284 8950

Reed Hilderbrand LLC
33 Whitney Avenue, 3rd Floor
New Haven, CT 06510
+1 (617) 923-2422

Structural & Lighting
ARUP
77 Water Street
New York, NY 10005
+1 (212) 896-3000

MEPF & IT
BuroHappold
100 Broadway #23
New York, NY 10005
+1 (212) 616-0228

Civil
VHB
100 Great Oaks Blvd., Suite 118
Albany, NY 12203
+1 (518) 389-3606

AV & Acoustics
LSTN Consultants
76 Beaver Street, 2nd Floor
New York, NY 10005
+1 (347) 788-0810

Facade
Front Inc.
100 E. Broadway Street, #501
New York, NY 10002
+1 (212) 242-2220

Key Plan

Description	Date
Filing Set	06/17/22

Project

Storm King Art Center
Welcome Pavilions

Seal

NOT FOR CONSTRUCTION

Drawing Title

Scandrett - Demolition Elevations

Date	06/17/22
Scale	1/4" = 1'-0"
Drawing Number	A-W-026
Sheet Size	ARCH D

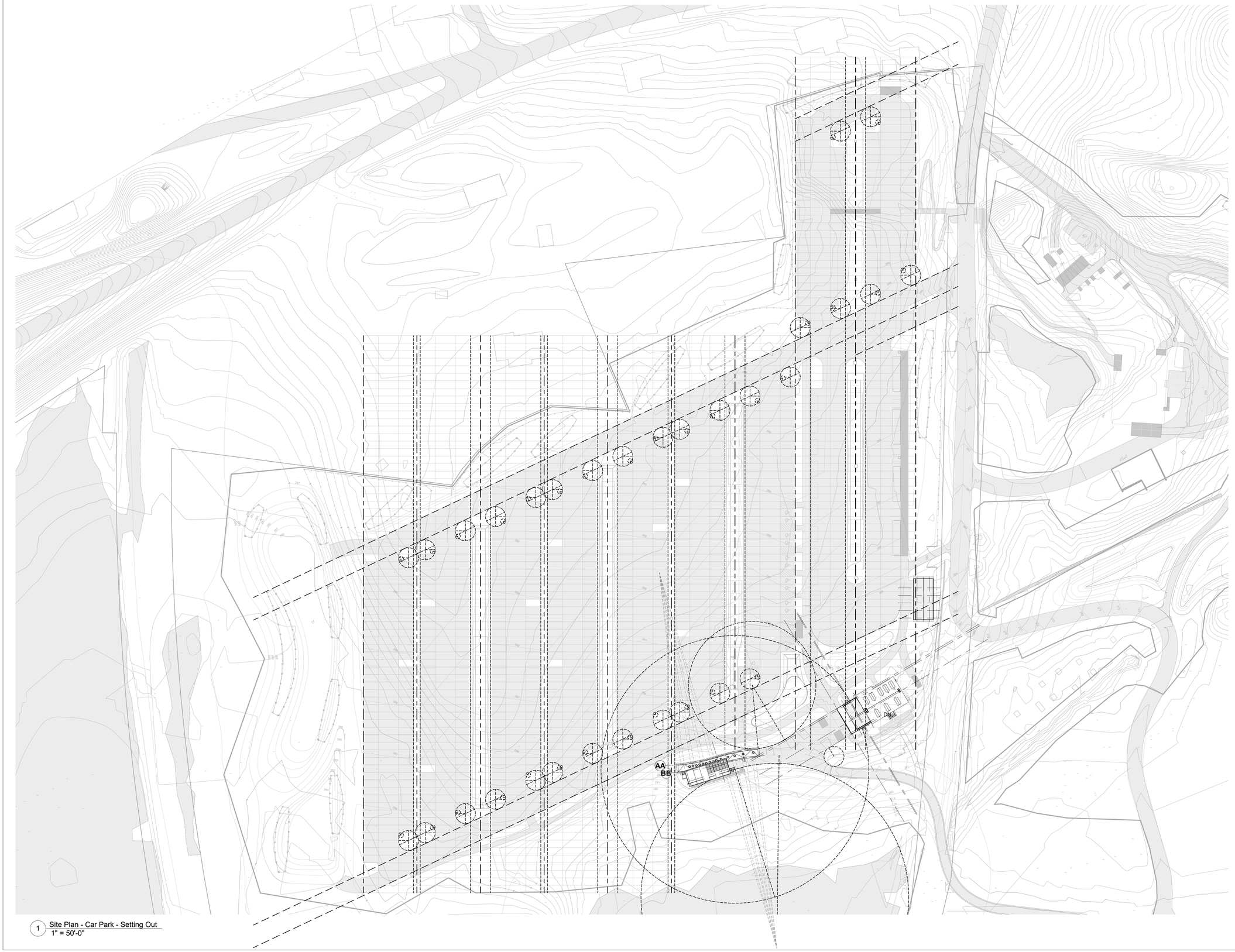

1 Site Plan - Car Park - Setting Out
1" = 50'-0"

Owner
Storm King Art Center
1 Museum Road
New Windsor, NY 12553
+1 (845) 534-3115

Design Architect
heneghan peng architects
14-16 Lord Edward Street
Dublin, D02 YC63
+353 1 633 9000

Executive Architect
WXY Architecture + Urban Design
224 Centre Street, 5th Floor
New York, NY 10013
+1 (212) 219-1953

Landscape Architect
Gustafson Porter + Bowman
1 Cobham Mews
London, MW1 9SB
+44 020 7284 8950

Reed Hilderbrand LLC
33 Whitney Avenue, 3rd Floor
New Haven, CT 06510
+1 (617) 923-2422

Structural & Lighting
ARUP
77 Water Street
New York, NY 10005
+1 (212) 896-3000

MEPF & IT
BuroHappold
100 Broadway #23
New York, NY 10005
+1 (212) 616-0228

Civil
VHB
100 Great Oaks Blvd., Suite 118
Albany, NY 12203
+1 (518) 389-3606

AV & Acoustics
LSTN Consultants
76 Beaver Street, 2nd Floor
New York, NY 10005
+1 (347) 788-0810

Facade
Front Inc.
100 E. Broadway Street, #501
New York, NY 10002
+1 (212) 242-2220

Key Plan

N

Description	Date
Filing Set	06/17/22

Project

Storm King Art Center

Welcome Pavilions

Seal

NOT FOR CONSTRUCTION

Drawing Title

Setting Out - North Parking

Date	06/17/22
Scale	1" = 50'-0"
Drawing Number	A-W-091
Sheet Size	ARCH D

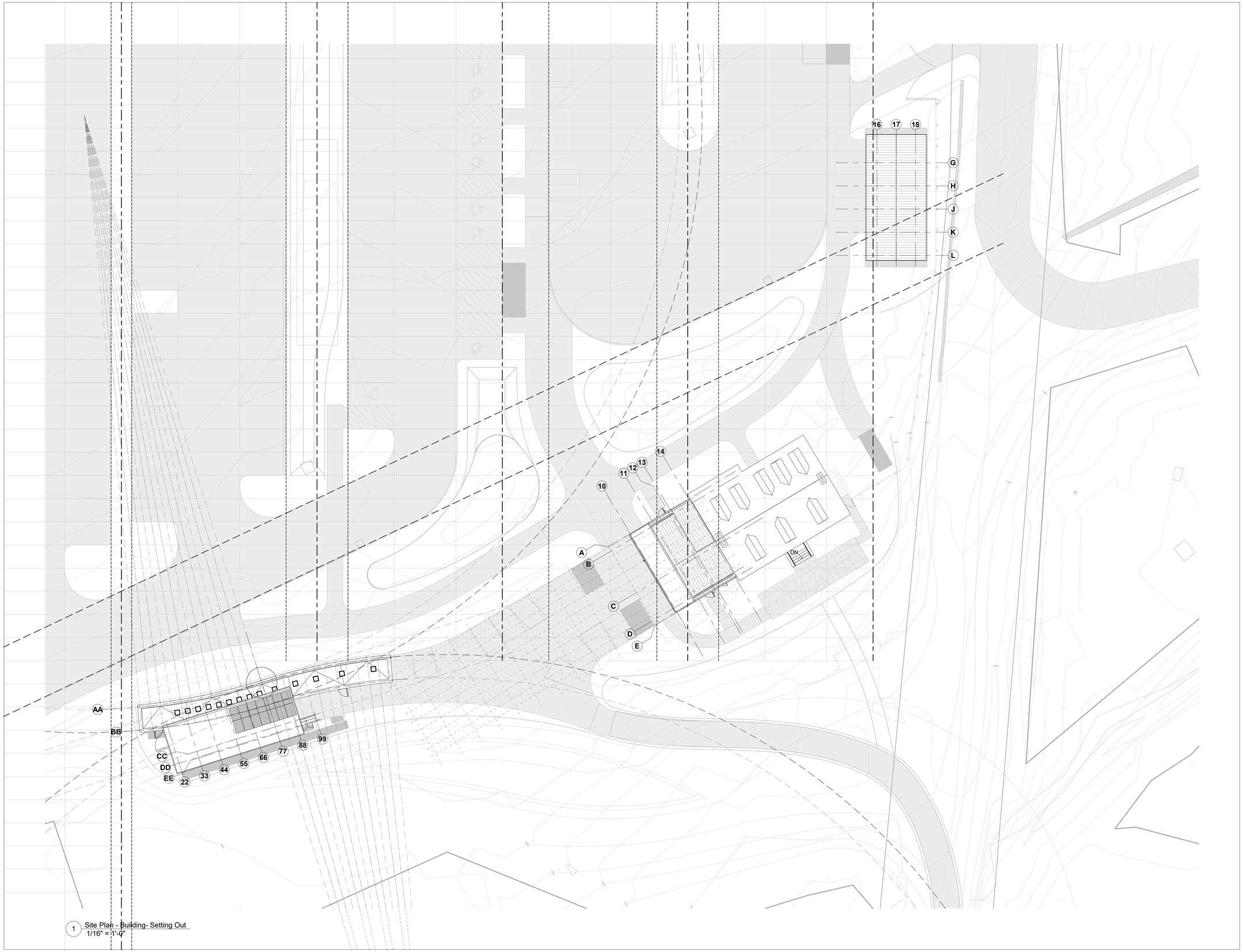

1 Site Plan - Building- Setting Out
1/16" = 1'-0"

Owner
Storm King Art Center
1 Museum Road
New Windsor, NY 12553
+1 (845) 534-3115

Design Architect
heneghan peng architects
14-16 Lord Edward Street
Dublin, D02 YC63
+353 1 633 9000

Executive Architect
WXY Architecture + Urban Design
224 Centre Street, 5th Floor
New York, NY 10013
+1 (212) 219-1953

Landscape Architect
Gustafson Porter + Bowman
1 Cobham Mews
London, MW1 9SB
+44 020 7284 8950

Reed Hilderbrand LLC
33 Whitney Avenue, 3rd Floor
New Haven, CT 06510
+1 (617) 923-2422

Structural & Lighting
ARUP
77 Water Street
New York, NY 10005
+1 (212) 896-3000

MEPF & IT
BuroHappold
100 Broadway #23
New York, NY 10005
+1 (212) 616-0228

Civil
VHB
100 Great Oaks Blvd., Suite 118
Albany, NY 12203
+1 (518) 389-3606

AV & Acoustics
LSTN Consultants
76 Beaver Street, 2nd Floor
New York, NY 10005
+1 (347) 788-0810

Facade
Front Inc.
100 E. Broadway Street, #501
New York, NY 10002
+1 (212) 242-2220

Key Plan

N

Description	Date
Filing Set	06/17/22

Project

Storm King Art Center

Welcome Pavilions

Seal

NOT FOR CONSTRUCTION

Drawing Title

Setting Out - Welcome Pavilions

Date	06/17/22
Scale	1/16" = 1'-0"
Drawing Number	A-W-092
Sheet Size	ARCH D



1 Ground Level - Restroom - Setting Out Primary & Secondary
1/4" = 1'-0"

Owner
Storm King Art Center
1 Museum Road
New Windsor, NY 12553
+1 (845) 534-3115

Design Architect
heneghan peng architects
14-16 Lord Edward Street
Dublin, D02 YC63
+353 1 633 9000

Executive Architect
WXY Architecture + Urban Design
224 Centre Street, 5th Floor
New York, NY 10013
+1 (212) 219-1953

Landscape Architect
Gustafson Porter + Bowman
1 Cobham Mews
London, MW1 9SB
+44 020 7284 8950

Reed Hilderbrand LLC
33 Whitney Avenue, 3rd Floor
New Haven, CT 06510
+1 (617) 923-2422

Structural & Lighting
ARUP
77 Water Street
New York, NY 10005
+1 (212) 896-3000

MEPF & IT
BuroHappold
100 Broadway #23
New York, NY 10005
+1 (212) 616-0228

Civil
VHB
100 Great Oaks Blvd., Suite 118
Albany, NY 12203
+1 (518) 389-3606

AV & Acoustics
LSTN Consultants
76 Beaver Street, 2nd Floor
New York, NY 10005
+1 (347) 788-0810

Facade
Front Inc.
100 E. Broadway Street, #501
New York, NY 10002
+1 (212) 242-2220

Key Plan

N

Description	Date
Filing Set	06/17/22

Project

Storm King Art Center

Welcome Pavilions

Seal

NOT FOR CONSTRUCTION

Drawing Title

Restroom - Setting Out - Primary & Secondary Grid

Date	06/17/22
Scale	1/4" = 1'-0"
Drawing Number	A-W-093
Sheet Size	ARCH D

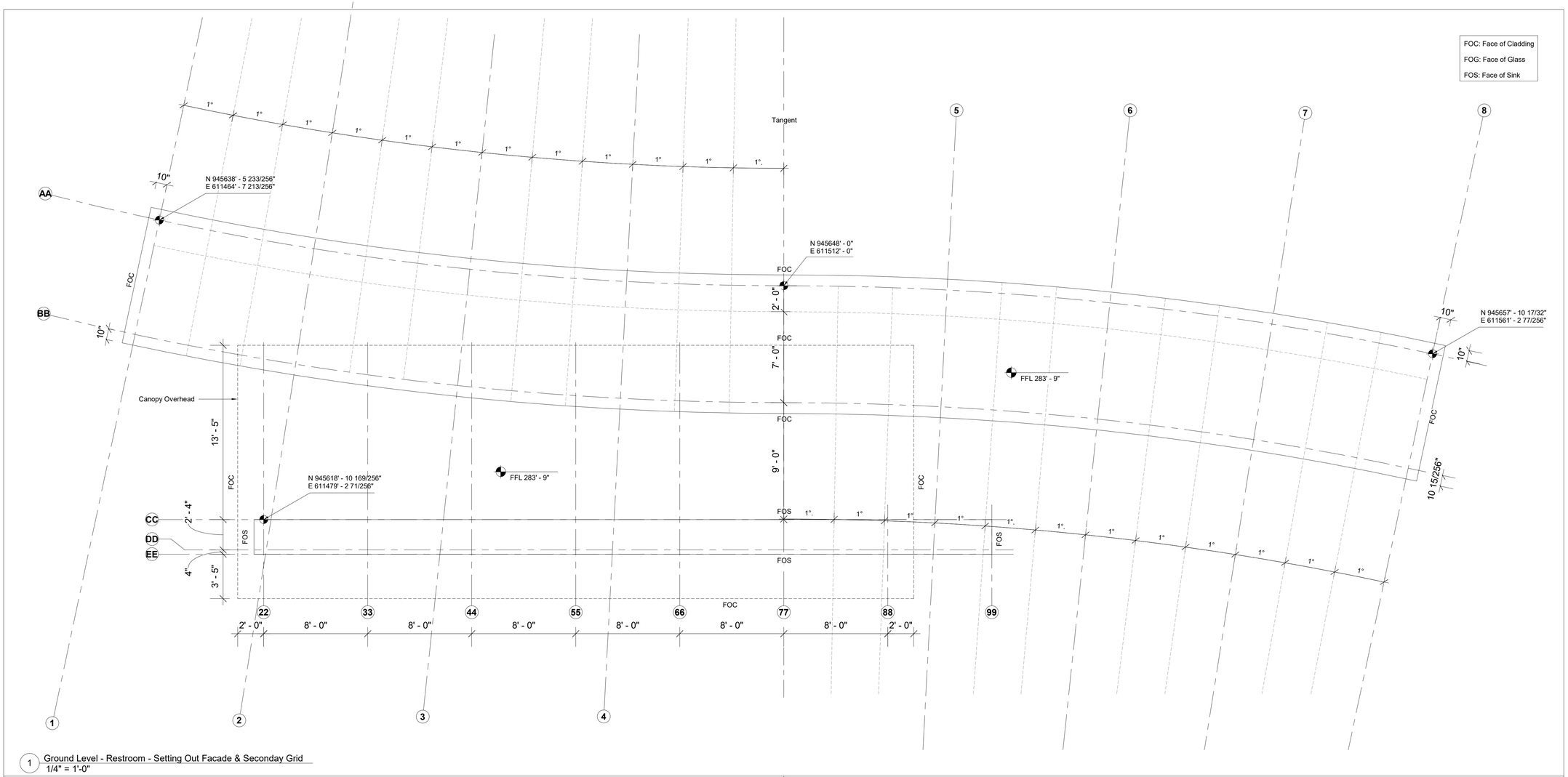

1 Ground Level - Restroom - Setting Out Facade & Seconday Grid
1/4" = 1'-0"

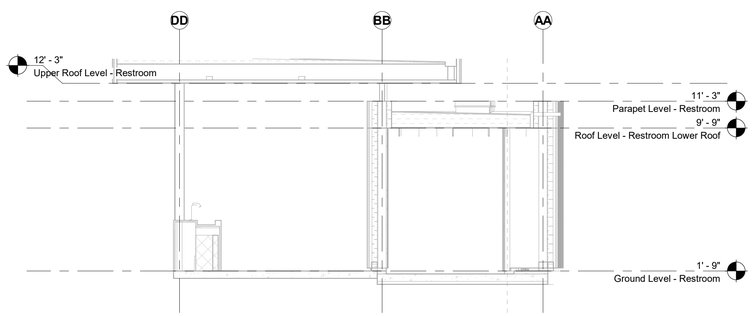

2 Transverse Section B - Restroom - Setting Out
1/4" = 1'-0"

Owner
Storm King Art Center
1 Museum Road
New Windsor, NY 12553
+1 (845) 534-3115

Design Architect
heneghan peng architects
14-16 Lord Edward Street
Dublin, D02 YC63
+353 1 633 9000

Executive Architect
WXY Architecture + Urban Design
224 Centre Street, 5th Floor
New York, NY 10013
+1 (212) 219-1953

Landscape Architect
Gustafson Porter + Bowman
1 Cobham Mews
London, MW1 9SB
+44 020 7284 8950

Reed Hilderbrand LLC
33 Whitney Avenue, 3rd Floor
New Haven, CT 06510
+1 (617) 923-2422

Structural & Lighting
ARUP
77 Water Street
New York, NY 10005
+1 (212) 896-3000

MEPF & IT
BuroHappold
100 Broadway #23
New York, NY 10005
+1 (212) 616-0228

Civil
VHB
100 Great Oaks Blvd., Suite 118
Albany, NY 12203
+1 (518) 389-3606

AV & Acoustics
LSTN Consultants
76 Beaver Street, 2nd Floor
New York, NY 10005
+1 (347) 788-0810

Facade
Front Inc.
100 E. Broadway Street, #501
New York, NY 10002
+1 (212) 242-2220

Key Plan

N

Description	Date
Filing Set	06/17/22

Project

Storm King Art Center

Welcome Pavilions

Seal

NOT FOR CONSTRUCTION

Drawing Title

Restroom - Setting Out - Facade & Vertical Grid

Date	06/17/22
Scale	1/4" = 1'-0"
Drawing Number	A-W-094
Sheet Size	ARCH D



1 Ground Level - Ticketing - Setting Out Facade
1/4" = 1'-0"

FOC: Face of Cladding

FOG: Face of Glass

FOS: Face of Sink

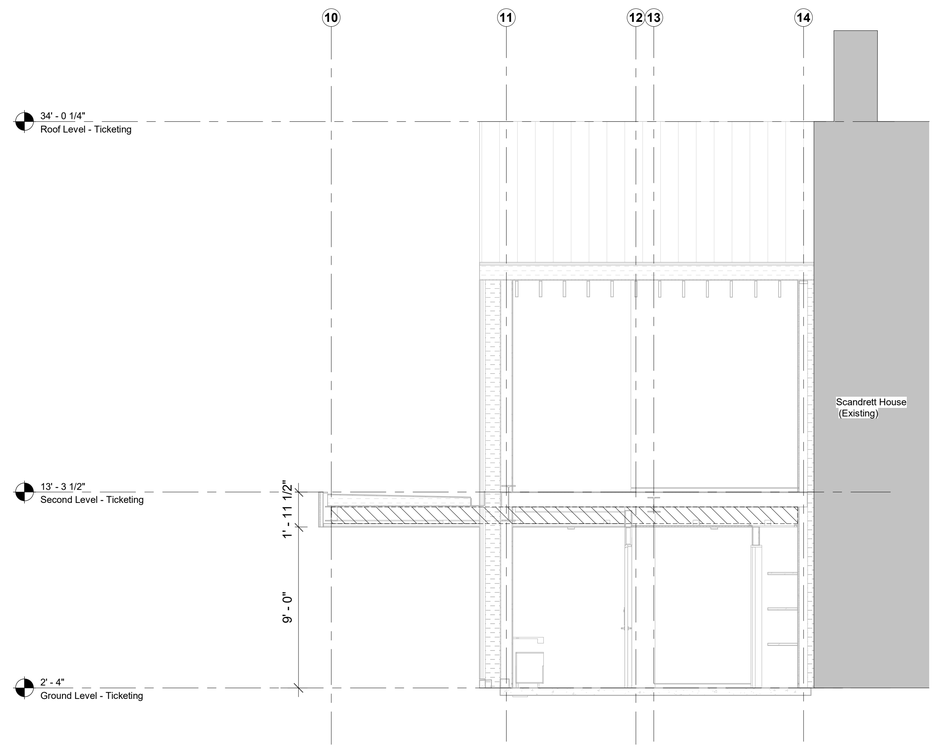

2 Transverse Section B - Ticketing - Setting Out
1/4" = 1'-0"

Owner
Storm King Art Center
1 Museum Road
New Windsor, NY 12553
+1 (845) 534-3115

Design Architect
heneghan peng architects
14-16 Lord Edward Street
Dublin, D02 YC63
+353 1 633 9000

Executive Architect
WXY Architecture + Urban Design
224 Centre Street, 5th Floor
New York, NY 10013
+1 (212) 219-1953

Landscape Architect
Gustafson Porter + Bowman
1 Cobham Mews
London, MW1 9SB
+44 020 7284 8950

Reed Hilderbrand LLC
33 Whitney Avenue, 3rd Floor
New Haven, CT 06510
+1 (617) 923-2422

Structural & Lighting
ARUP
77 Water Street
New York, NY 10005
+1 (212) 896-3000

MEPF & IT
BuroHappold
100 Broadway #23
New York, NY 10005
+1 (212) 616-0228

Civil
VHB
100 Great Oaks Blvd., Suite 118
Albany, NY 12203
+1 (518) 389-3606

AV & Acoustics
LSTN Consultants
76 Beaver Street, 2nd Floor
New York, NY 10005
+1 (347) 788-0810

Facade
Front Inc.
100 E. Broadway Street, #501
New York, NY 10002
+1 (212) 242-2220

Key Plan

N

Description	Date
Filing Set	06/17/22

Project

Storm King Art Center

Welcome Pavilions

Seal

NOT FOR CONSTRUCTION

Drawing Title

Ticketing - Setting Out - Primary & Facade Grid

Date	06/17/22
Scale	1/4" = 1'-0"
Drawing Number	A-W-095
Sheet Size	ARCH D

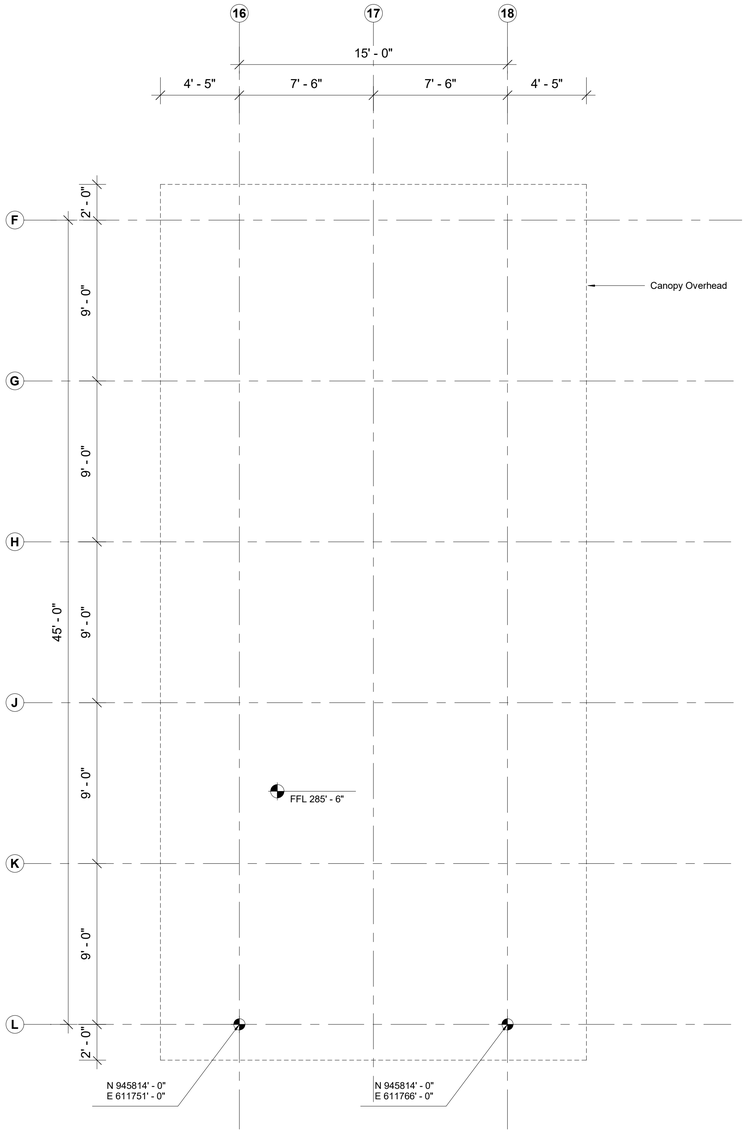

1 Ground Level - Canopy - Setting Out Primary & Facade Grid
1/4" = 1'-0"

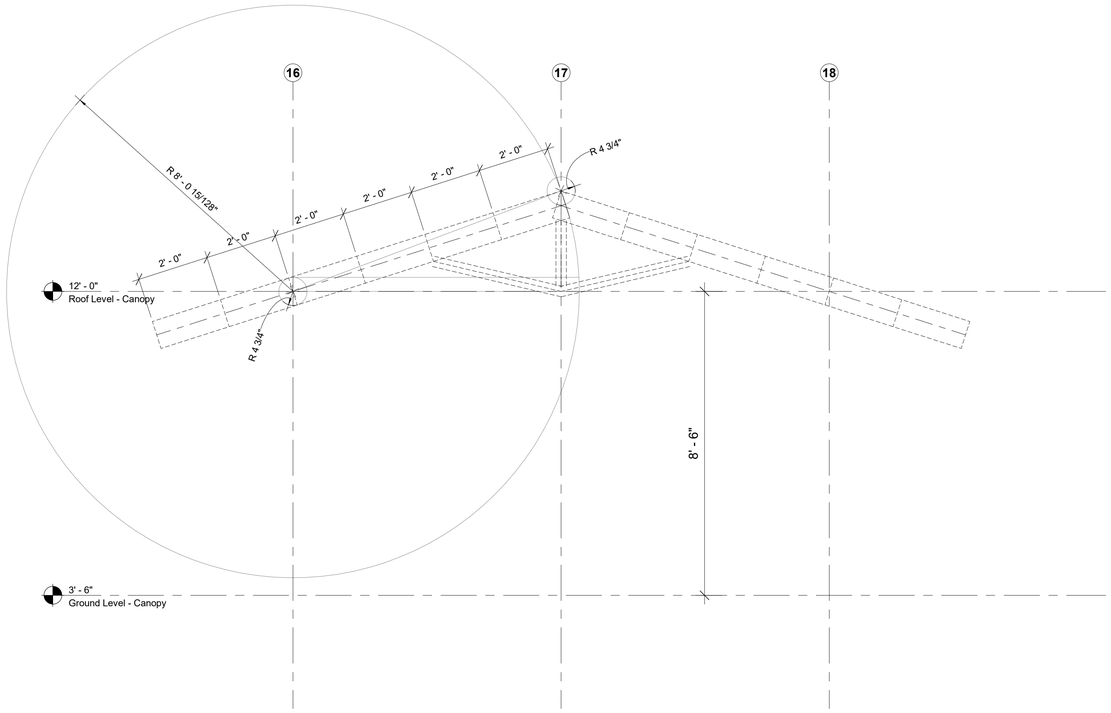

2 South Elevation - Canopy - Setting Out
1/2" = 1'-0"

Owner
Storm King Art Center
1 Museum Road
New Windsor, NY 12553
+1 (845) 534-3115

Design Architect
heneghan peng architects
14-16 Lord Edward Street
Dublin, D02 YC63
+353 1 633 9000

Executive Architect
WXY Architecture + Urban Design
224 Centre Street, 5th Floor
New York, NY 10013
+1 (212) 219-1953

Landscape Architect
Gustafson Porter + Bowman
1 Cobham Mews
London, MW1 9SB
+44 020 7284 8950

Reed Hilderbrand LLC
33 Whitney Avenue, 3rd Floor
New Haven, CT 06510
+1 (617) 923-2422

Structural & Lighting
ARUP
77 Water Street
New York, NY 10005
+1 (212) 896-3000

MEPF & IT
BuroHappold
100 Broadway #23
New York, NY 10005
+1 (212) 616-0228

Civil
VHB
100 Great Oaks Blvd., Suite 118
Albany, NY 12203
+1 (518) 389-3606

AV & Acoustics
LSTN Consultants
76 Beaver Street, 2nd Floor
New York, NY 10005
+1 (347) 788-0810

Facade
Front Inc.
100 E. Broadway Street, #501
New York, NY 10002
+1 (212) 242-2220

Key Plan

N

Description	Date
Filing Set	06/17/22

Project

Storm King Art Center

Welcome Pavilions

Seal

NOT FOR CONSTRUCTION

Drawing Title

Canopy - Setting Out - Primary & Vertical Grid

Date	06/17/22
Scale	As indicated
Drawing Number	A-W-096
Sheet Size	ARCH D

Keynote Legend

Key Value	Keynote Text

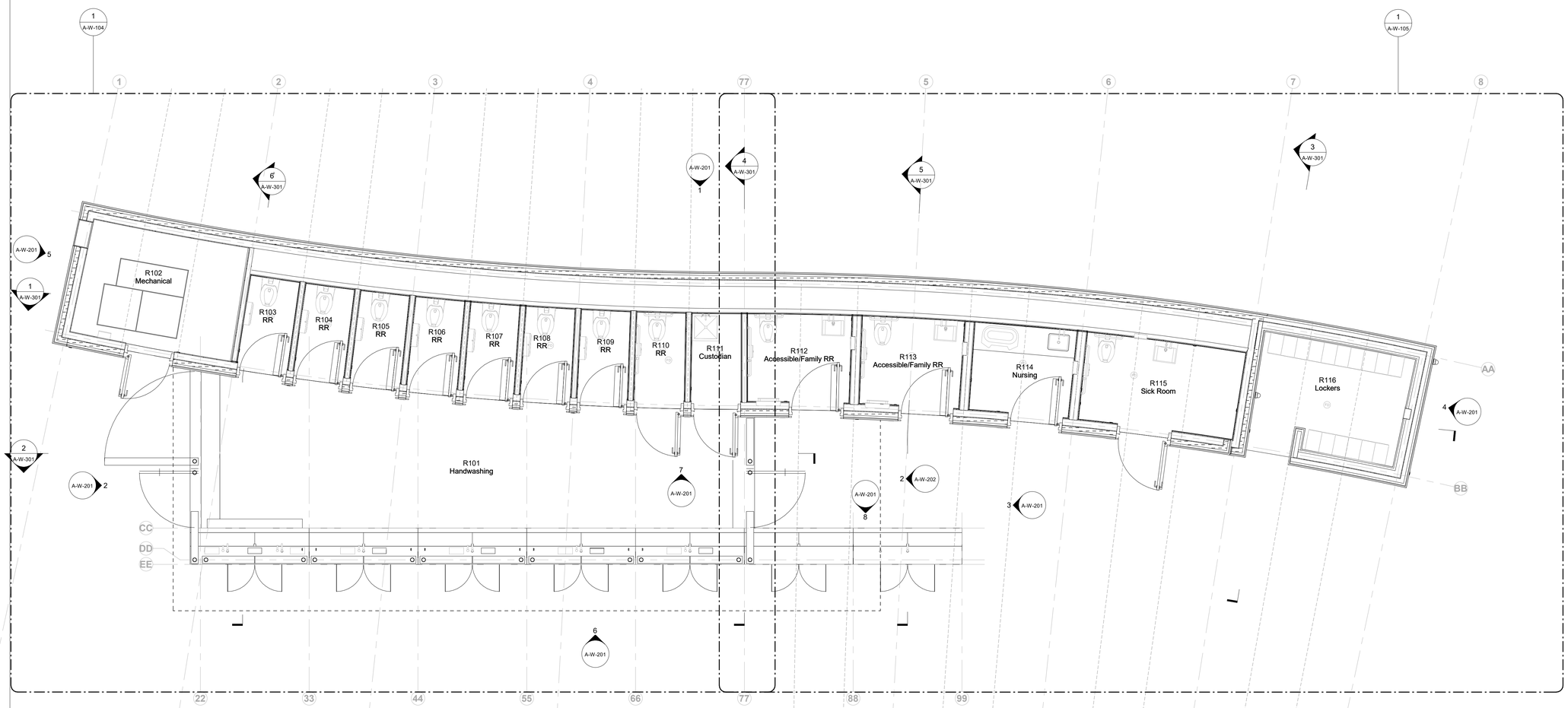

1 Ground Level - Restroom
1/4" = 1'-0"

Owner
Storm King Art Center
1 Museum Road
New Windsor, NY 12553
+1 (845) 534-3115

Design Architect
heneghan peng architects
14-16 Lord Edward Street
Dublin, D02 YC63
+353 1 633 9000

Executive Architect
WXY Architecture + Urban Design
224 Centre Street, 5th Floor
New York, NY 10013
+1 (212) 219-1953

Landscape Architect
Gustafson Porter + Bowman
1 Cobham Mews
London, MW1 9SB
+44 020 7284 8950

Reed Hilderbrand LLC
33 Whitney Avenue, 3rd Floor
New Haven, CT 06510
+1 (617) 923-2422

Structural & Lighting
ARUP
77 Water Street
New York, NY 10005
+1 (212) 896-3000

MEPF & IT
BuroHappold
100 Broadway #23
New York, NY 10005
+1 (212) 616-0228

Civil
VHB
100 Great Oaks Blvd., Suite 118
Albany, NY 12203
+1 (518) 389-3606

AV & Acoustics
LSTN Consultants
76 Beaver Street, 2nd Floor
New York, NY 10005
+1 (347) 788-0810

Facade
Front Inc.
100 E. Broadway Street, #501
New York, NY 10002
+1 (212) 242-2220

Key Plan

N

Description	Date
Filing Set	06/17/22

Project

Storm King Art Center

Welcome Pavilions

Seal

NOT FOR CONSTRUCTION

Drawing Title

Restroom - Ground Floor Plan

Date	06/17/22
Scale	1/4" = 1'-0"
Drawing Number	A-W-101
Sheet Size	ARCH D

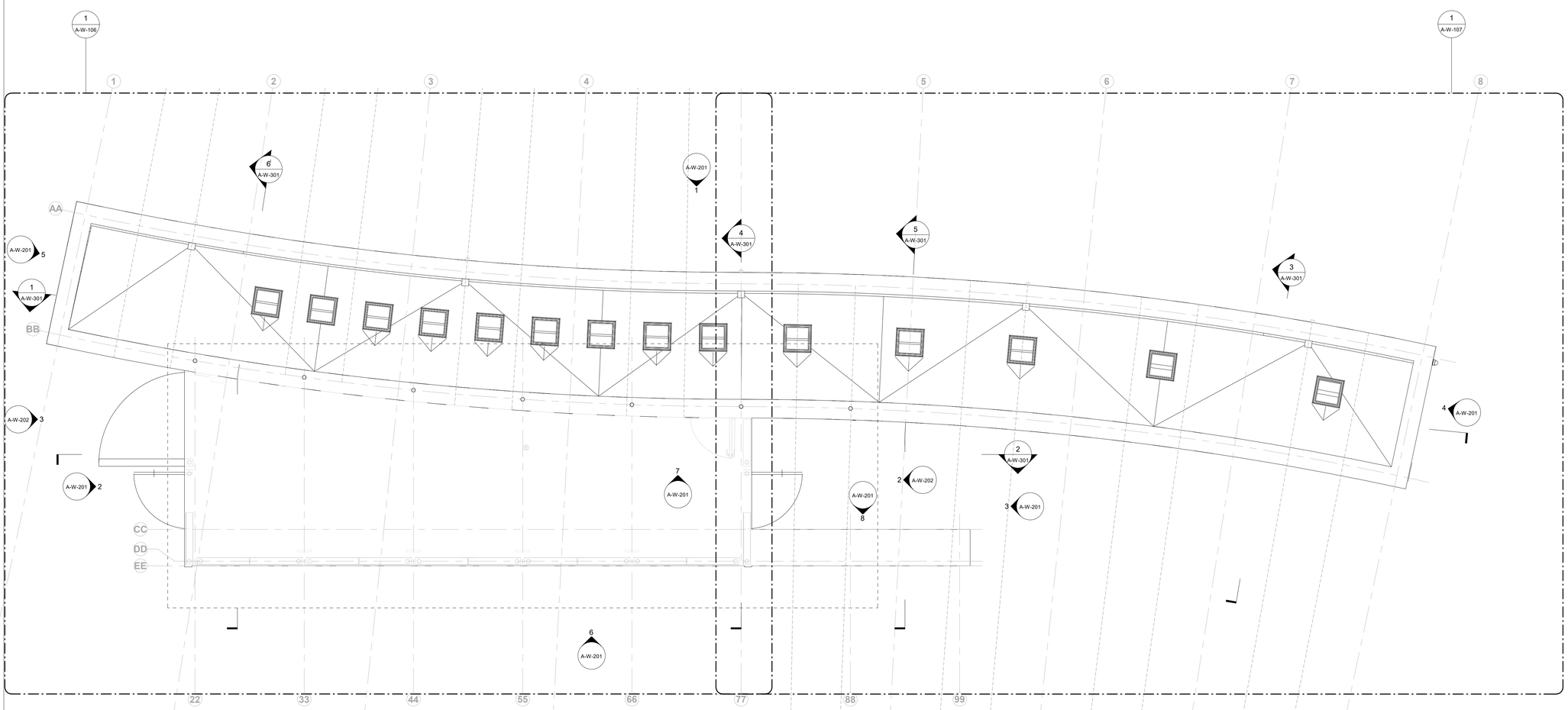

1 Roof Level - Restroom Lower Roof
1/4" = 1'-0"

Keynote Legend

Key Value	Keynote Text

Owner
Storm King Art Center
1 Museum Road
New Windsor, NY 12553
+1 (845) 534-3115

Design Architect
heneghan peng architects
14-16 Lord Edward Street
Dublin, D02 YC63
+353 1 633 9000

Executive Architect
WXY Architecture + Urban Design
224 Centre Street, 5th Floor
New York, NY 10013
+1 (212) 219-1953

Landscape Architect
Gustafson Porter + Bowman
1 Cobham Mews
London, MW1 9SB
+44 020 7284 8950

Reed Hilderbrand LLC
33 Whitney Avenue, 3rd Floor
New Haven, CT 06510
+1 (617) 923-2422

Structural & Lighting
ARUP
77 Water Street
New York, NY 10005
+1 (212) 896-3000

MEPF & IT
BuroHappold
100 Broadway #23
New York, NY 10005
+1 (212) 616-0228

Civil
VHB
100 Great Oaks Blvd., Suite 118
Albany, NY 12203
+1 (518) 389-3606

AV & Acoustics
LSTN Consultants
76 Beaver Street, 2nd Floor
New York, NY 10005
+1 (347) 788-0810

Facade
Front Inc.
100 E. Broadway Street, #501
New York, NY 10002
+1 (212) 242-2220

Key Plan

N

Description	Date
Filing Set	06/17/22

Project

Storm King Art Center

Welcome Pavilions

Seal

NOT FOR CONSTRUCTION

Drawing Title

Restroom - Lower Roof Plan

Date	06/17/22
Scale	1/4" = 1'-0"
Drawing Number	A-W-102
Sheet Size	ARCH D

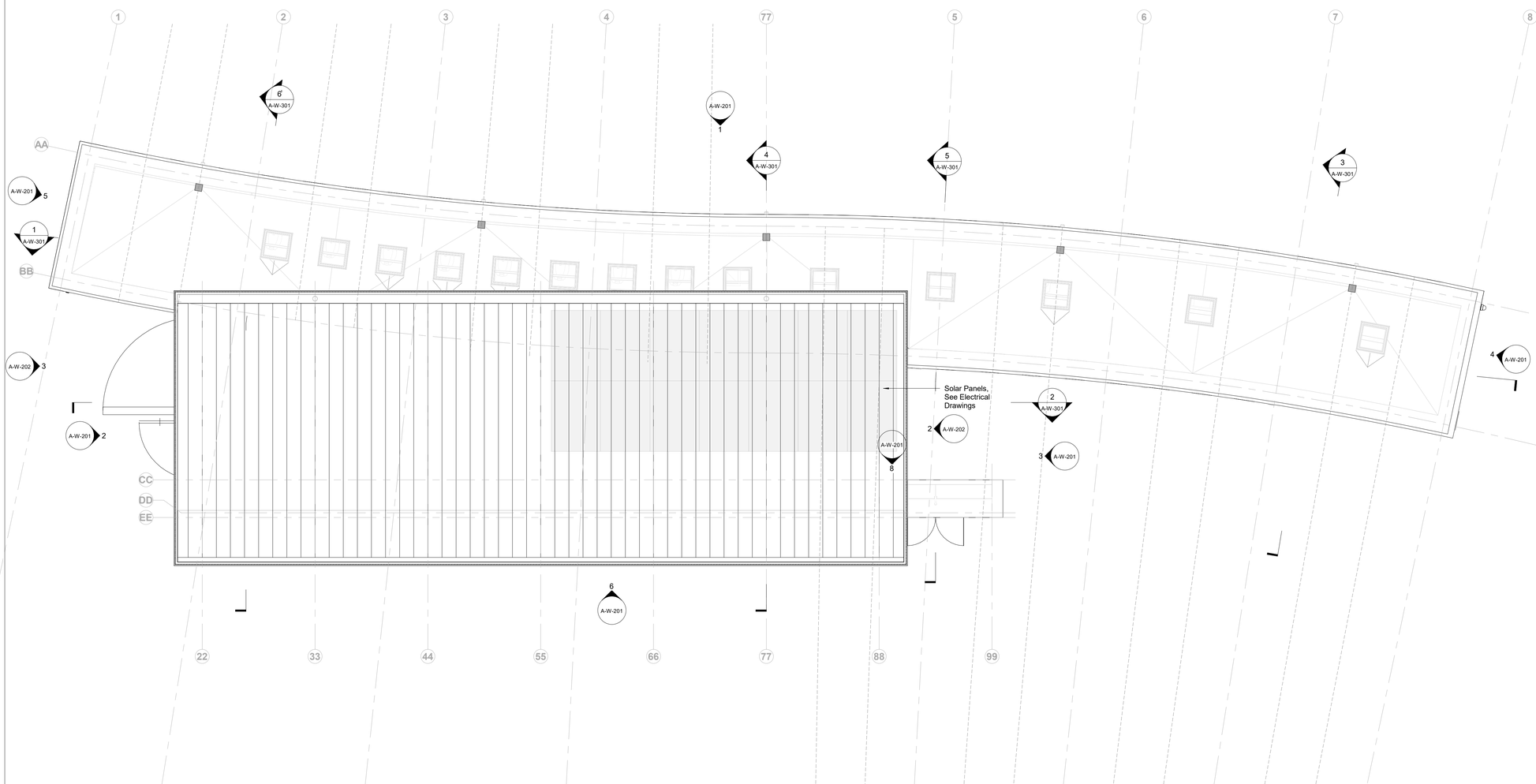

1 Roof Level - Restroom Upper Roof
1/4" = 1'-0"

Keynote Legend

Key Value	Keynote Text

Owner
Storm King Art Center
1 Museum Road
New Windsor, NY 12553
+1 (845) 534-3115

Design Architect
heneghan peng architects
14-16 Lord Edward Street
Dublin, D02 YC63
+353 1 633 9000

Executive Architect
WXY Architecture + Urban Design
224 Centre Street, 5th Floor
New York, NY 10013
+1 (212) 219-1953

Landscape Architect
Gustafson Porter + Bowman
1 Cobham Mews
London, MW1 9SB
+44 020 7284 8950

Reed Hilderbrand LLC
33 Whitney Avenue, 3rd Floor
New Haven, CT 06510
+1 (617) 923-2422

Structural & Lighting
ARUP
77 Water Street
New York, NY 10005
+1 (212) 896-3000

MEPF & IT
BuroHappold
100 Broadway #23
New York, NY 10005
+1 (212) 616-0228

Civil
VHB
100 Great Oaks Blvd., Suite 118
Albany, NY 12203
+1 (518) 389-3606

AV & Acoustics
LSTN Consultants
76 Beaver Street, 2nd Floor
New York, NY 10005
+1 (347) 788-0810

Facade
Front Inc.
100 E. Broadway Street, #501
New York, NY 10002
+1 (212) 242-2220

Key Plan

N

Description	Date
Filing Set	06/17/22

Project

Storm King Art Center

Welcome Pavilions

Seal

NOT FOR CONSTRUCTION

Drawing Title

Restroom - Upper Roof Plan

Date	06/17/22
Scale	1/4" = 1'-0"
Drawing Number	A-W-103
Sheet Size	ARCH D

Keynote Legend

Key Value	Keynote Text

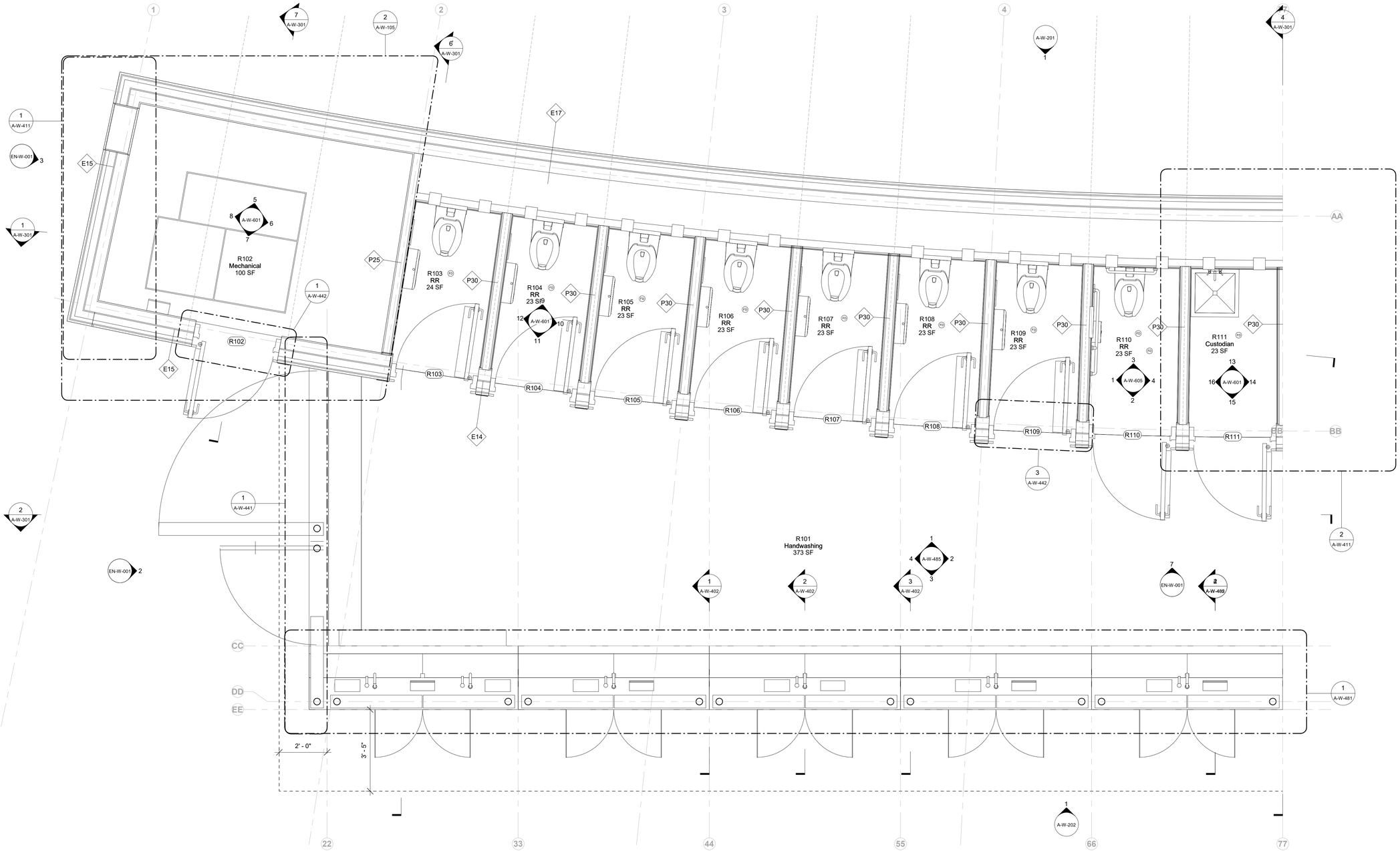

1 Ground Level - Restroom Half West
1/2" = 1'-0"

Owner
Storm King Art Center
1 Museum Road
New Windsor, NY 12553
+1 (845) 534-3115

Design Architect
heneghan peng architects
14-16 Lord Edward Street
Dublin, D02 YC63
+353 1 633 9000

Executive Architect
WXY Architecture + Urban Design
224 Centre Street, 5th Floor
New York, NY 10013
+1 (212) 219-1953

Landscape Architect
Gustafson Porter + Bowman
1 Cobham Mews
London, MW1 9SB
+44 020 7284 8950

Reed Hilderbrand LLC
33 Whitney Avenue, 3rd Floor
New Haven, CT 06510
+1 (617) 923-2422

Structural & Lighting
ARUP
77 Water Street
New York, NY 10005
+1 (212) 896-3000

MEPF & IT
BuroHappold
100 Broadway #23
New York, NY 10005
+1 (212) 616-0228

Civil
VHB
100 Great Oaks Blvd., Suite 118
Albany, NY 12203
+1 (518) 389-3606

AV & Acoustics
LSTN Consultants
76 Beaver Street, 2nd Floor
New York, NY 10005
+1 (347) 788-0810

Facade
Front Inc.
100 E. Broadway Street, #501
New York, NY 10002
+1 (212) 242-2220

Key Plan

Description	Date
Filing Set	06/17/22

Project

Storm King Art Center
Welcome Pavilions

Seal

NOT FOR CONSTRUCTION

Drawing Title

Restroom - Ground Floor Plan - Enlarged

Date	06/17/22
Scale	1/2" = 1'-0"
Drawing Number	A-W-104
Sheet Size	ARCH D

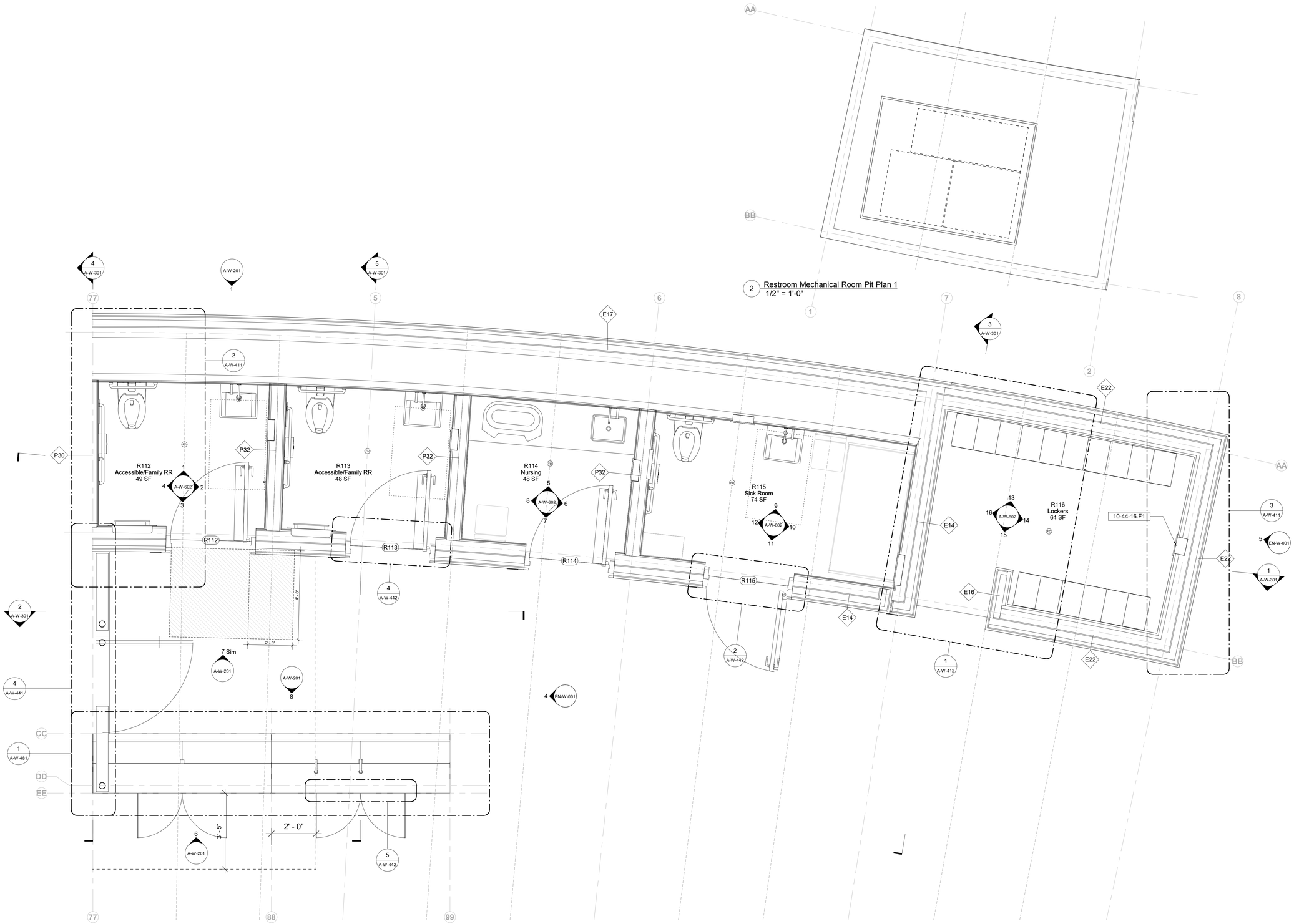

Owner
Storm King Art Center
1 Museum Road
New Windsor, NY 12553
+1 (845) 534-3115

Design Architect
heneghan peng architects
14-16 Lord Edward Street
Dublin, D02 YC63
+353 1 633 9000

Executive Architect
WXY Architecture + Urban Design
224 Centre Street, 5th Floor
New York, NY 10013
+1 (212) 219-1953

Landscape Architect
Gustafson Porter + Bowman
1 Cobham Mews
London, MW1 9SB
+44 020 7284 8950

Reed Hilderbrand LLC
33 Whitney Avenue, 3rd Floor
New Haven, CT 06510
+1 (617) 923-2422

Structural & Lighting
ARUP
77 Water Street
New York, NY 10005
+1 (212) 896-3000

MEPF & IT
BuroHappold
100 Broadway #23
New York, NY 10005
+1 (212) 616-0228

Civil
VHB
100 Great Oaks Blvd., Suite 118
Albany, NY 12203
+1 (518) 389-3606

AV & Acoustics
LSTN Consultants
76 Beaver Street, 2nd Floor
New York, NY 10005
+1 (347) 788-0810

Facade
Front Inc.
100 E. Broadway Street, #501
New York, NY 10002
+1 (212) 242-2220

Key Plan

Description	Date
Filing Set	06/17/22

Project

Storm King Art Center

Welcome Pavilions

Seal

NOT FOR CONSTRUCTION

Drawing Title

Restroom - Ground Floor Plan - Enlarged

Date	06/17/22
Scale	1/2" = 1'-0"
Drawing Number	A-W-105
Sheet Size	ARCH D

Keynote Legend

Key Value	*Keynote Text*
07-62-00.S	Through-wall Scupper
22-13-16.A3	Roof Drain

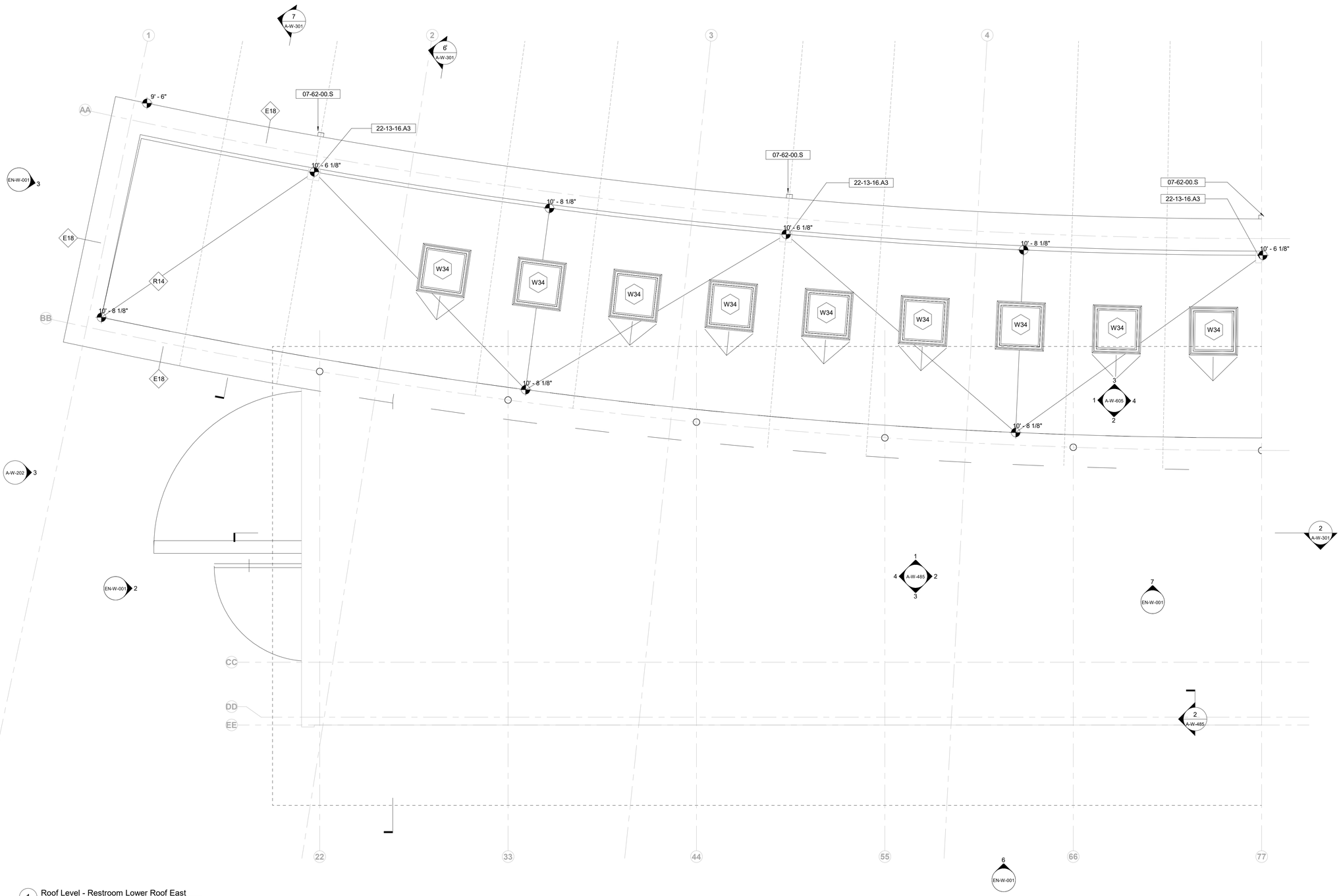

1 Roof Level - Restroom Lower Roof East
1/2" = 1'-0"

Owner
Storm King Art Center
1 Museum Road
New Windsor, NY 12553
+1 (845) 534-3115

Design Architect
heneghan peng architects
14-16 Lord Edward Street
Dublin, D02 YC63
+353 1 633 9000

Executive Architect
WXY Architecture + Urban Design
224 Centre Street, 5th Floor
New York, NY 10013
+1 (212) 219-1953

Landscape Architect
Gustafson Porter + Bowman
1 Cobham Mews
London, MW1 9SB
+44 020 7284 8950

Reed Hilderbrand LLC
33 Whitney Avenue, 3rd Floor
New Haven, CT 06510
+1 (617) 923-2422

Structural & Lighting
ARUP
77 Water Street
New York, NY 10005
+1 (212) 896-3000

MEPF & IT
BuroHappold
100 Broadway #23
New York, NY 10005
+1 (212) 616-0228

Civil
VHB
100 Great Oaks Blvd., Suite 118
Albany, NY 12203
+1 (518) 389-3606

AV & Acoustics
LSTN Consultants
76 Beaver Street, 2nd Floor
New York, NY 10005
+1 (347) 788-0810

Facade
Front Inc.
100 E. Broadway Street, #501
New York, NY 10002
+1 (212) 242-2220

Key Plan

N

Description	Date
Filing Set	06/17/22

Project

Storm King Art Center

Welcome Pavilions

Seal

NOT FOR CONSTRUCTION

Drawing Title

Restroom - Roof Floor Plan - Enlarged

Date	06/17/22
Scale	1/2" = 1'-0"
Drawing Number	A-W-106
Sheet Size	ARCH D

Keynote Legend

Key Value	*Keynote Text*
07-62-00.S	Through-wall Scupper
22-13-16.A3	Roof Drain

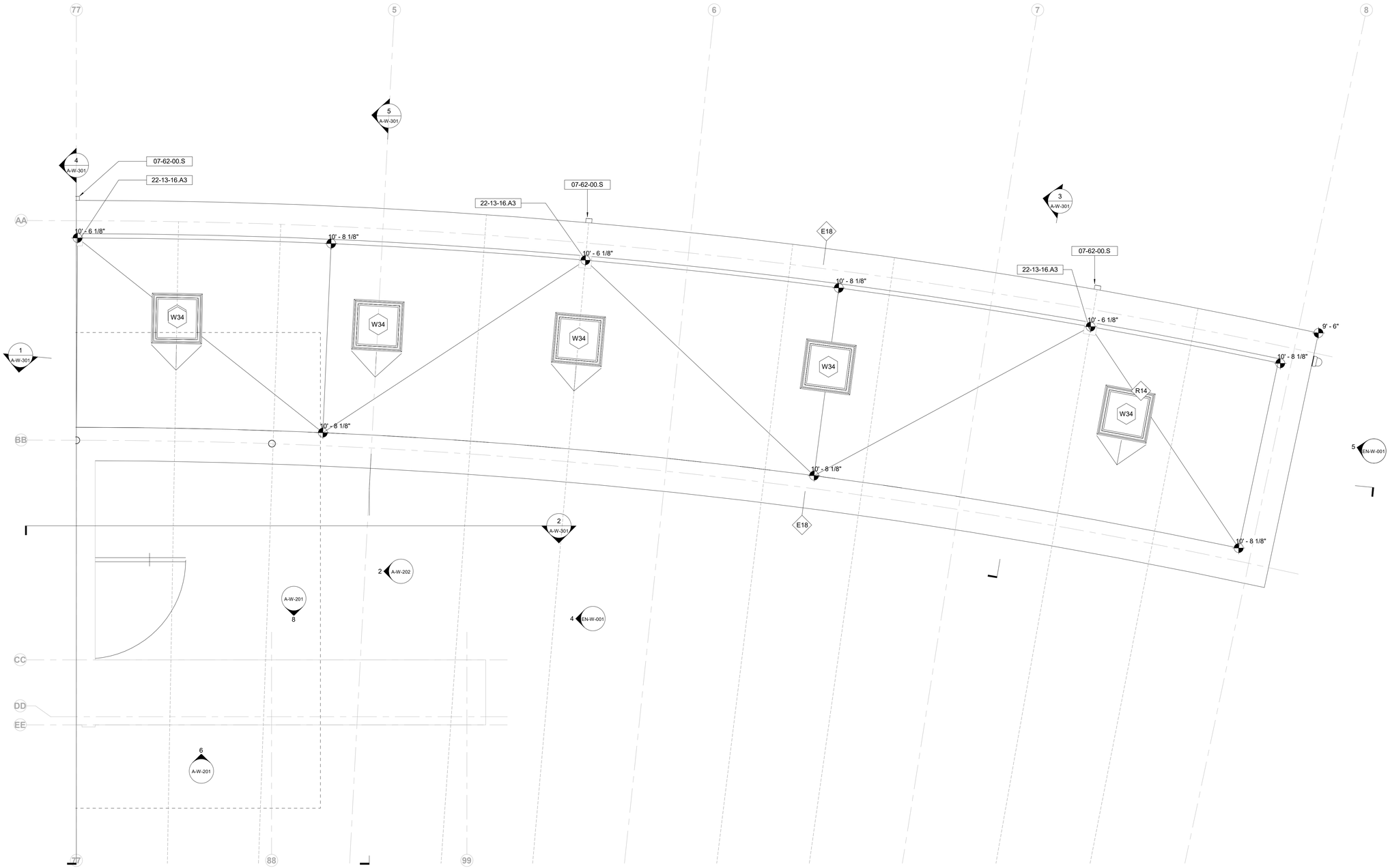

1 Roof Level - Restroom Lower Roof West
1/2" = 1'-0"

Owner
Storm King Art Center
1 Museum Road
New Windsor, NY 12553
+1 (845) 534-3115

Design Architect
heneghan peng architects
14-16 Lord Edward Street
Dublin, D02 YC63
+353 1 633 9000

Executive Architect
WXY Architecture + Urban Design
224 Centre Street, 5th Floor
New York, NY 10013
+1 (212) 219-1953

Landscape Architect
Gustafson Porter + Bowman
1 Cobham Mews
London, MW1 9SB
+44 020 7284 8950

Reed Hilderbrand LLC
33 Whitney Avenue, 3rd Floor
New Haven, CT 06510
+1 (617) 923-2422

Structural & Lighting
ARUP
77 Water Street
New York, NY 10005
+1 (212) 896-3000

MEPF & IT
BuroHappold
100 Broadway #23
New York, NY 10005
+1 (212) 616-0228

Civil
VHB
100 Great Oaks Blvd., Suite 118
Albany, NY 12203
+1 (518) 389-3606

AV & Acoustics
LSTN Consultants
76 Beaver Street, 2nd Floor
New York, NY 10005
+1 (347) 788-0810

Facade
Front Inc.
100 E. Broadway Street, #501
New York, NY 10002
+1 (212) 242-2220

Key Plan

N

Description	Date
Filing Set	06/17/22

Project

Storm King Art Center

Welcome Pavilions

Seal

NOT FOR CONSTRUCTION

Drawing Title

Restroom - Roof Floor Plan - Enlarged

Date	06/17/22
Scale	1/2" = 1'-0"
Drawing Number	A-W-107
Sheet Size	ARCH D

Ceiling Type Legend

- Exposed to Structure
- Gyps - Gypsum Ceiling
- Wood - Compound Wood Ceiling
- ACT- Acoustic Ceiling Tile

Keynote Legend

Key Value	Keynote Text

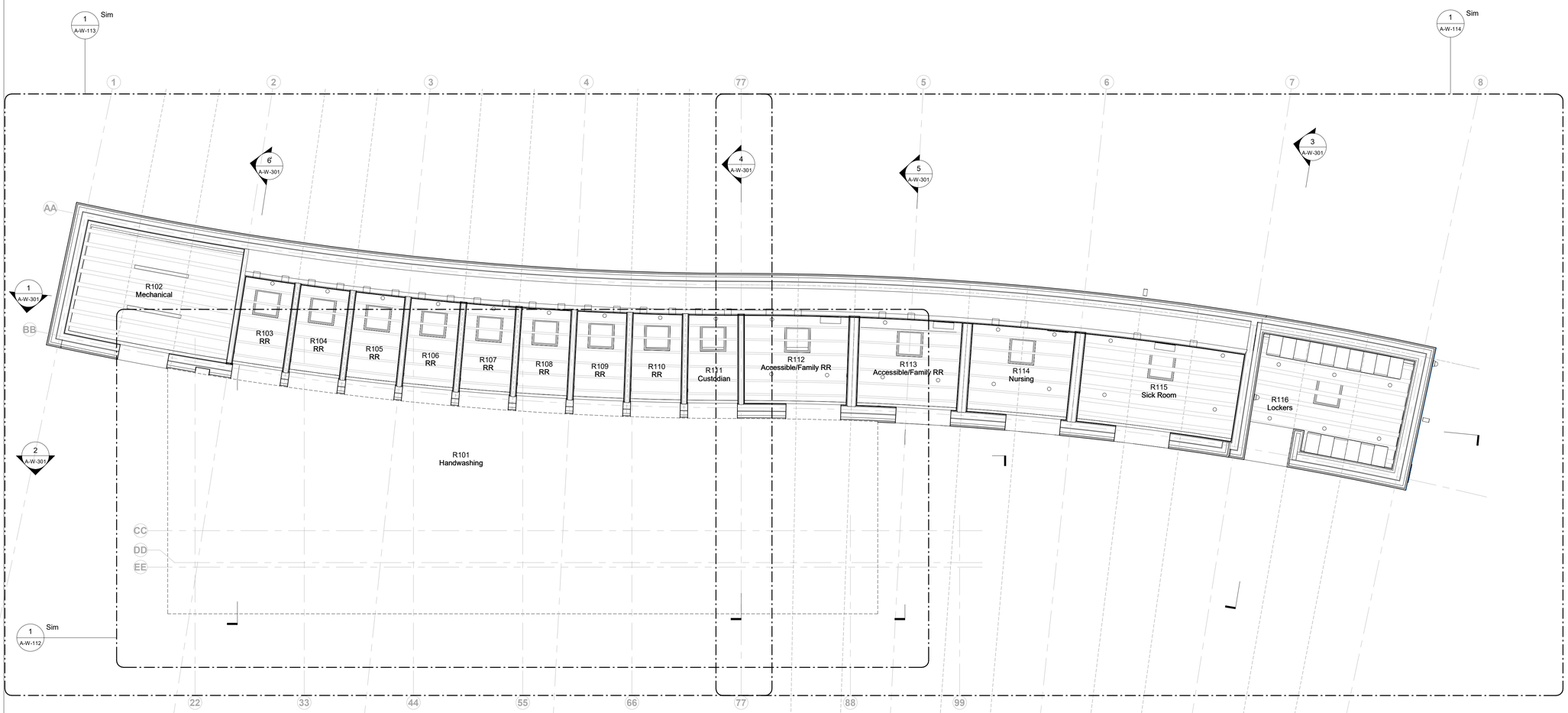

1 Ground Level - Restroom
1/4" = 1'-0"

Owner
Storm King Art Center
1 Museum Road
New Windsor, NY 12553
+1 (845) 534-3115

Design Architect
heneghan peng architects
14-16 Lord Edward Street
Dublin, D02 YC63
+353 1 633 9000

Executive Architect
WXY Architecture + Urban Design
224 Centre Street, 5th Floor
New York, NY 10013
+1 (212) 219-1953

Landscape Architect
Gustafson Porter + Bowman
1 Cobham Mews
London, MW1 9SB
+44 020 7284 8950

Reed Hilderbrand LLC
33 Whitney Avenue, 3rd Floor
New Haven, CT 06510
+1 (617) 923-2422

Structural & Lighting
ARUP
77 Water Street
New York, NY 10005
+1 (212) 896-3000

MEPF & IT
BuroHappold
100 Broadway #23
New York, NY 10005
+1 (212) 616-0228

Civil
VHB
100 Great Oaks Blvd., Suite 118
Albany, NY 12203
+1 (518) 389-3606

AV & Acoustics
LSTN Consultants
76 Beaver Street, 2nd Floor
New York, NY 10005
+1 (347) 788-0810

Facade
Front Inc.
100 E. Broadway Street, #501
New York, NY 10002
+1 (212) 242-2220

Key Plan

N

Description	Date
Filing Set	06/17/22

Project

Storm King Art Center

Welcome Pavilions

Seal

NOT FOR CONSTRUCTION

Drawing Title

Restroom - RCP - Ground Level

Date	06/17/22
Scale	1/4" = 1'-0"
Drawing Number	A-W-111
Sheet Size	ARCH D

Ceiling Type Legend

- Exposed to Structure
- Gyps - Gypsum Ceiling
- Wood - Compound Wood Ceiling
- ACT- Acoustic Ceiling Tile

Keynote Legend

Key Value	Keynote Text

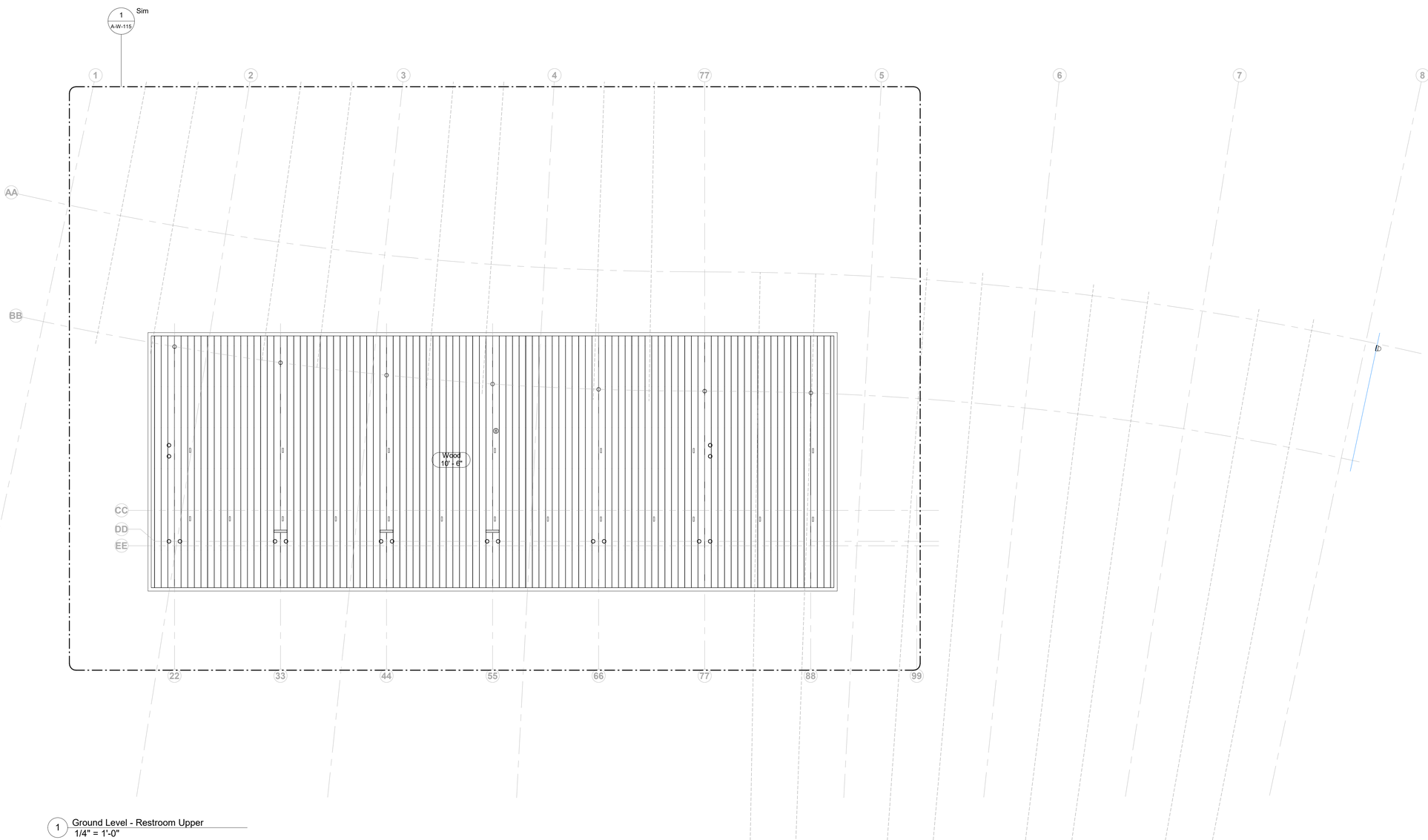

1 Ground Level - Restroom Upper
1/4" = 1'-0"

Owner
Storm King Art Center
1 Museum Road
New Windsor, NY 12553
+1 (845) 534-3115

Design Architect
heneghan peng architects
14-16 Lord Edward Street
Dublin, D02 YC63
+353 1 633 9000

Executive Architect
WXY Architecture + Urban Design
224 Centre Street, 5th Floor
New York, NY 10013
+1 (212) 219-1953

Landscape Architect
Gustafson Porter + Bowman
1 Cobham Mews
London, MW1 9SB
+44 020 7284 8950

Reed Hilderbrand LLC
33 Whitney Avenue, 3rd Floor
New Haven, CT 06510
+1 (617) 923-2422

Structural & Lighting
ARUP
77 Water Street
New York, NY 10005
+1 (212) 896-3000

MEPF & IT
BuroHappold
100 Broadway #23
New York, NY 10005
+1 (212) 616-0228

Civil
VHB
100 Great Oaks Blvd., Suite 118
Albany, NY 12203
+1 (518) 389-3606

AV & Acoustics
LSTN Consultants
76 Beaver Street, 2nd Floor
New York, NY 10005
+1 (347) 788-0810

Facade
Front Inc.
100 E. Broadway Street, #501
New York, NY 10002
+1 (212) 242-2220

Key Plan

N

Description	Date
Filing Set	06/17/22

Project

Storm King Art Center

Welcome Pavilions

Seal

NOT FOR CONSTRUCTION

Drawing Title

Restroom - RCP - Upper Roof

Date	06/17/22
Scale	1/4" = 1'-0"
Drawing Number	A-W-112
Sheet Size	ARCH D

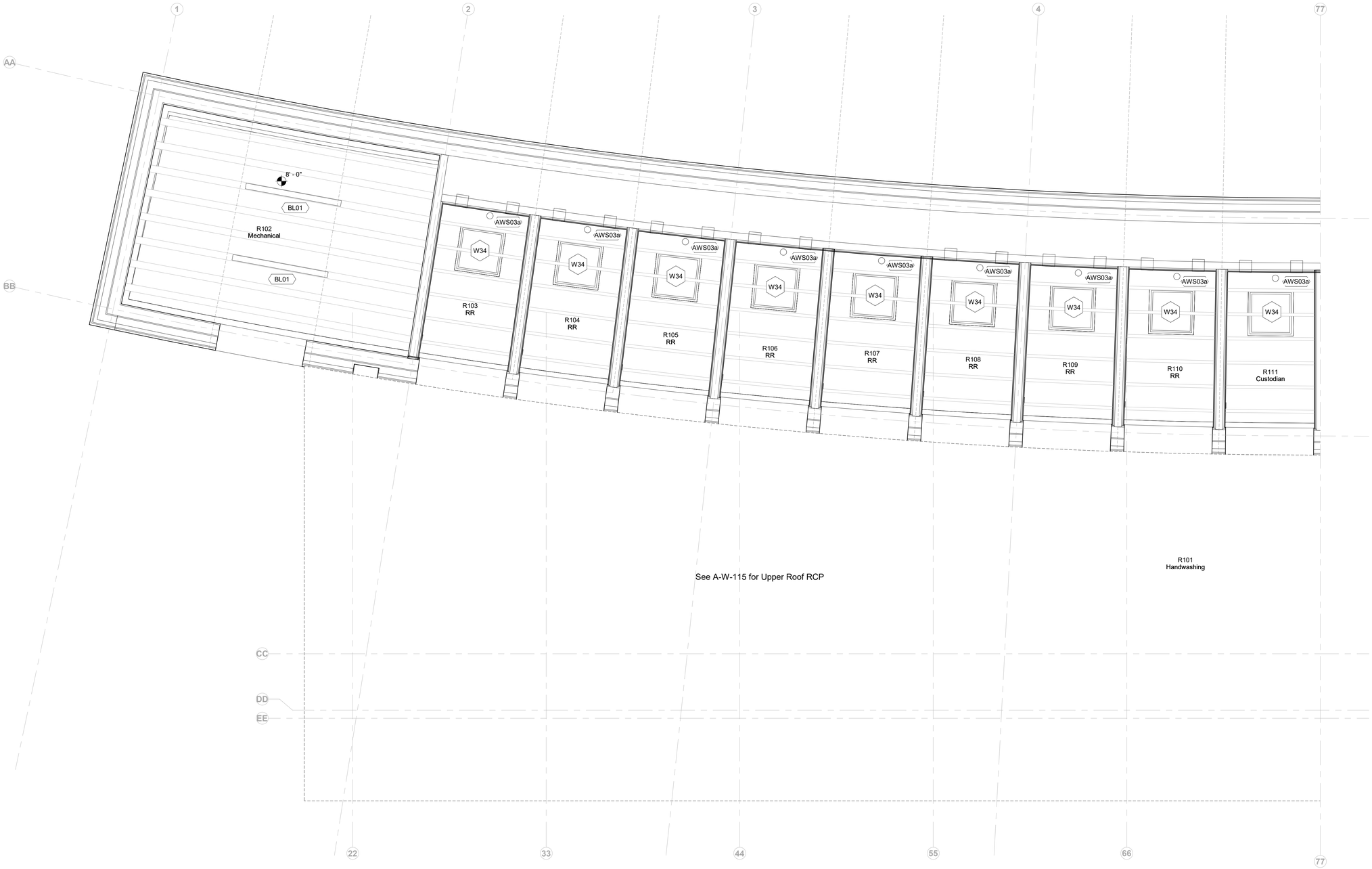

1 Ground Level - Restroom EAST
1/2" = 1'-0"

Keynote Legend

Key Value	Keynote Text

Owner
Storm King Art Center
1 Museum Road
New Windsor, NY 12553
+1 (845) 534-3115

Design Architect
heneghan peng architects
14-16 Lord Edward Street
Dublin, D02 YC63
+353 1 633 9000

Executive Architect
WXY Architecture + Urban Design
224 Centre Street, 5th Floor
New York, NY 10013
+1 (212) 219-1953

Landscape Architect
Gustafson Porter + Bowman
1 Cobham Mews
London, MW1 9SB
+44 020 7284 8950

Reed Hilderbrand LLC
33 Whitney Avenue, 3rd Floor
New Haven, CT 06510
+1 (617) 923-2422

Structural & Lighting
ARUP
77 Water Street
New York, NY 10005
+1 (212) 896-3000

MEPF & IT
BuroHappold
100 Broadway #23
New York, NY 10005
+1 (212) 616-0228

Civil
VHB
100 Great Oaks Blvd., Suite 118
Albany, NY 12203
+1 (518) 389-3606

AV & Acoustics
LSTN Consultants
76 Beaver Street, 2nd Floor
New York, NY 10005
+1 (347) 788-0810

Facade
Front Inc.
100 E. Broadway Street, #501
New York, NY 10002
+1 (212) 242-2220

Key Plan

N

Description	Date
Filing Set	06/17/22

Project

Storm King Art Center

Welcome Pavilions

Seal

NOT FOR CONSTRUCTION

Drawing Title

Restroom - Ground Floor RCP - Enlarged

Date	06/17/22
Scale	1/2" = 1'-0"
Drawing Number	A-W-113
Sheet Size	ARCH D

Keynote Legend

Key Value	Keynote Text

1 Ground Level - Restroom WEST
1/2" = 1'-0"

Owner
Storm King Art Center
1 Museum Road
New Windsor, NY 12553
+1 (845) 534-3115

Design Architect
heneghan peng architects
14-16 Lord Edward Street
Dublin, D02 YC63
+353 1 633 9000

Executive Architect
WXY Architecture + Urban Design
224 Centre Street, 5th Floor
New York, NY 10013
+1 (212) 219-1953

Landscape Architect
Gustafson Porter + Bowman
1 Cobham Mews
London, MW1 9SB
+44 020 7284 8950

Reed Hilderbrand LLC
33 Whitney Avenue, 3rd Floor
New Haven, CT 06510
+1 (617) 923-2422

Structural & Lighting
ARUP
77 Water Street
New York, NY 10005
+1 (212) 896-3000

MEPF & IT
BuroHappold
100 Broadway #23
New York, NY 10005
+1 (212) 616-0228

Civil
VHB
100 Great Oaks Blvd., Suite 118
Albany, NY 12203
+1 (518) 389-3606

AV & Acoustics
LSTN Consultants
76 Beaver Street, 2nd Floor
New York, NY 10005
+1 (347) 788-0810

Facade
Front Inc.
100 E. Broadway Street, #501
New York, NY 10002
+1 (212) 242-2220

Key Plan

N

Description	Date
Filing Set	06/17/22

Project

Storm King Art Center

Welcome Pavilions

Seal

NOT FOR CONSTRUCTION

Drawing Title

Restroom - Ground Floor RCP - Enlarged

Date	06/17/22
Scale	1/2" = 1'-0"
Drawing Number	A-W-114
Sheet Size	ARCH D

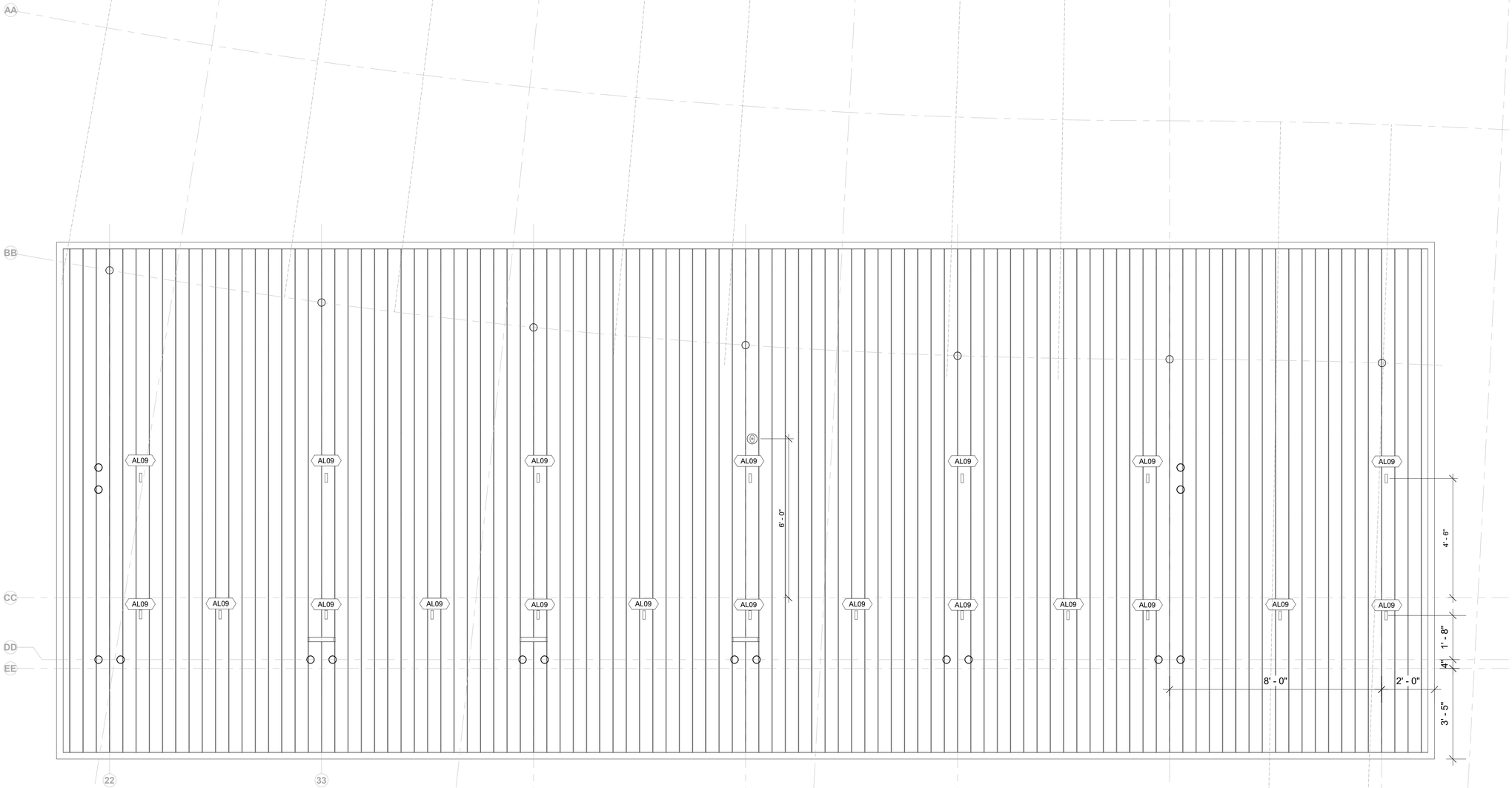

1 Ground Level - Restroom Upper 1/2
1/2" = 1'-0"

Keynote Legend

Key Value	Keynote Text

Owner
Storm King Art Center
1 Museum Road
New Windsor, NY 12553
+1 (845) 534-3115

Design Architect
heneghan peng architects
14-16 Lord Edward Street
Dublin, D02 YC63
+353 1 633 9000

Executive Architect
WXY Architecture + Urban Design
224 Centre Street, 5th Floor
New York, NY 10013
+1 (212) 219-1953

Landscape Architect
Gustafson Porter + Bowman
1 Cobham Mews
London, MW1 9SB
+44 020 7284 8950

Reed Hilderbrand LLC
33 Whitney Avenue, 3rd Floor
New Haven, CT 06510
+1 (617) 923-2422

Structural & Lighting
ARUP
77 Water Street
New York, NY 10005
+1 (212) 896-3000

MEPF & IT
BuroHappold
100 Broadway #23
New York, NY 10005
+1 (212) 616-0228

Civil
VHB
100 Great Oaks Blvd., Suite 118
Albany, NY 12203
+1 (518) 389-3606

AV & Acoustics
LSTN Consultants
76 Beaver Street, 2nd Floor
New York, NY 10005
+1 (347) 788-0810

Facade
Front Inc.
100 E. Broadway Street, #501
New York, NY 10002
+1 (212) 242-2220

Key Plan

N

Description	Date
Filing Set	06/17/22

Project

Storm King Art Center

Welcome Pavilions

Seal

NOT FOR CONSTRUCTION

Drawing Title

Restroom - RCP - Upper Roof - Enlarged

Date	06/17/22
Scale	1/2" = 1'-0"
Drawing Number	A-W-115
Sheet Size	ARCH D

ELECTRICAL DEVICE LEGEND

ED01	Duplex receptacle Low Height	ED11	Light Switch Single Gang
ED02	Duplex Receptacle Counter Height	ED12	Light Switch Double Gang
ED03	Quadruplex Receptacle Low Height	ED21	Occupany Sensor Standard Height
ED04	Quadruplex Receptacle Counter Height	ED23	Daylight Sensor Standard Height

FLOOR TYPE LEGEND

	Topping Slab In Formed Depression In Structural Slab
	Polished Concrete Floor
	Steel Grate

Keynote Legend

Key Value	Keynote Text

1 Floor Type Plan - Restroom - West Portion
1/2" = 1'-0"

Owner
Storm King Art Center
1 Museum Road
New Windsor, NY 12553
+1 (845) 534-3115

Design Architect
heneghan peng architects
14-16 Lord Edward Street
Dublin, D02 YC63
+353 1 633 9000

Executive Architect
WXY Architecture + Urban Design
224 Centre Street, 5th Floor
New York, NY 10013
+1 (212) 219-1953

Landscape Architect
Gustafson Porter + Bowman
1 Cobham Mews
London, MW1 9SB
+44 020 7284 8950

Reed Hilderbrand LLC
33 Whitney Avenue, 3rd Floor
New Haven, CT 06510
+1 (617) 923-2422

Structural & Lighting
ARUP
77 Water Street
New York, NY 10005
+1 (212) 896-3000

MEPF & IT
BuroHappold
100 Broadway #23
New York, NY 10005
+1 (212) 616-0228

Civil
VHB
100 Great Oaks Blvd., Suite 118
Albany, NY 12203
+1 (518) 389-3606

AV & Acoustics
LSTN Consultants
76 Beaver Street, 2nd Floor
New York, NY 10005
+1 (347) 788-0810

Facade
Front Inc.
100 E. Broadway Street, #501
New York, NY 10002
+1 (212) 242-2220

Key Plan

N

Description	Date
Filing Set	06/17/22

Project

Storm King Art Center

Welcome Pavilions

Seal

NOT FOR CONSTRUCTION

Drawing Title

Restrooms - Finish Floor & Device Plan - Enlarged

Date	06/17/22
Scale	1/2" = 1'-0"
Drawing Number	A-W-121
Sheet Size	ARCH D

ELECTRICAL DEVICE LEGEND

ED01	Duplex receptacle Low Height	ED11	Light Switch Single Gang
ED02	Duplex Receptacle Counter Height	ED12	Light Switch Double Gang
ED03	Quadruplex Receptacle Low Height	ED21	Occupany Sensor Standard Height
ED04	Quadruplex Receptacle Counter Height	ED23	Daylight Sensor Standard Height

FLOOR TYPE LEGEND

	Topping Slab In Formed Depression In Structural Slab
	Polished Concrete Floor
	Steel Grate

Keynote Legend

Key Value	*Keynote Text*

1 Floor Type Plan - Restroom - East Portion
1/2" = 1'-0"

Owner
Storm King Art Center
1 Museum Road
New Windsor, NY 12553
+1 (845) 534-3115

Design Architect
heneghan peng architects
14-16 Lord Edward Street
Dublin, D02 YC63
+353 1 633 9000

Executive Architect
WXY Architecture + Urban Design
224 Centre Street, 5th Floor
New York, NY 10013
+1 (212) 219-1953

Landscape Architect
Gustafson Porter + Bowman
1 Cobham Mews
London, MW1 9SB
+44 020 7284 8950

Reed Hilderbrand LLC
33 Whitney Avenue, 3rd Floor
New Haven, CT 06510
+1 (617) 923-2422

Structural & Lighting
ARUP
77 Water Street
New York, NY 10005
+1 (212) 896-3000

MEPF & IT
BuroHappold
100 Broadway #23
New York, NY 10005
+1 (212) 616-0228

Civil
VHB
100 Great Oaks Blvd., Suite 118
Albany, NY 12203
+1 (518) 389-3606

AV & Acoustics
LSTN Consultants
76 Beaver Street, 2nd Floor
New York, NY 10005
+1 (347) 788-0810

Facade
Front Inc.
100 E. Broadway Street, #501
New York, NY 10002
+1 (212) 242-2220

Key Plan

N

Description	Date
Filing Set	06/17/22

Project

Storm King Art Center

Welcome Pavilions

Seal

NOT FOR CONSTRUCTION

Drawing Title

Restrooms - Finish Floor & Device Plan - Enlarged

Date	06/17/22
Scale	1/2" = 1'-0"
Drawing Number	A-W-122
Sheet Size	ARCH D

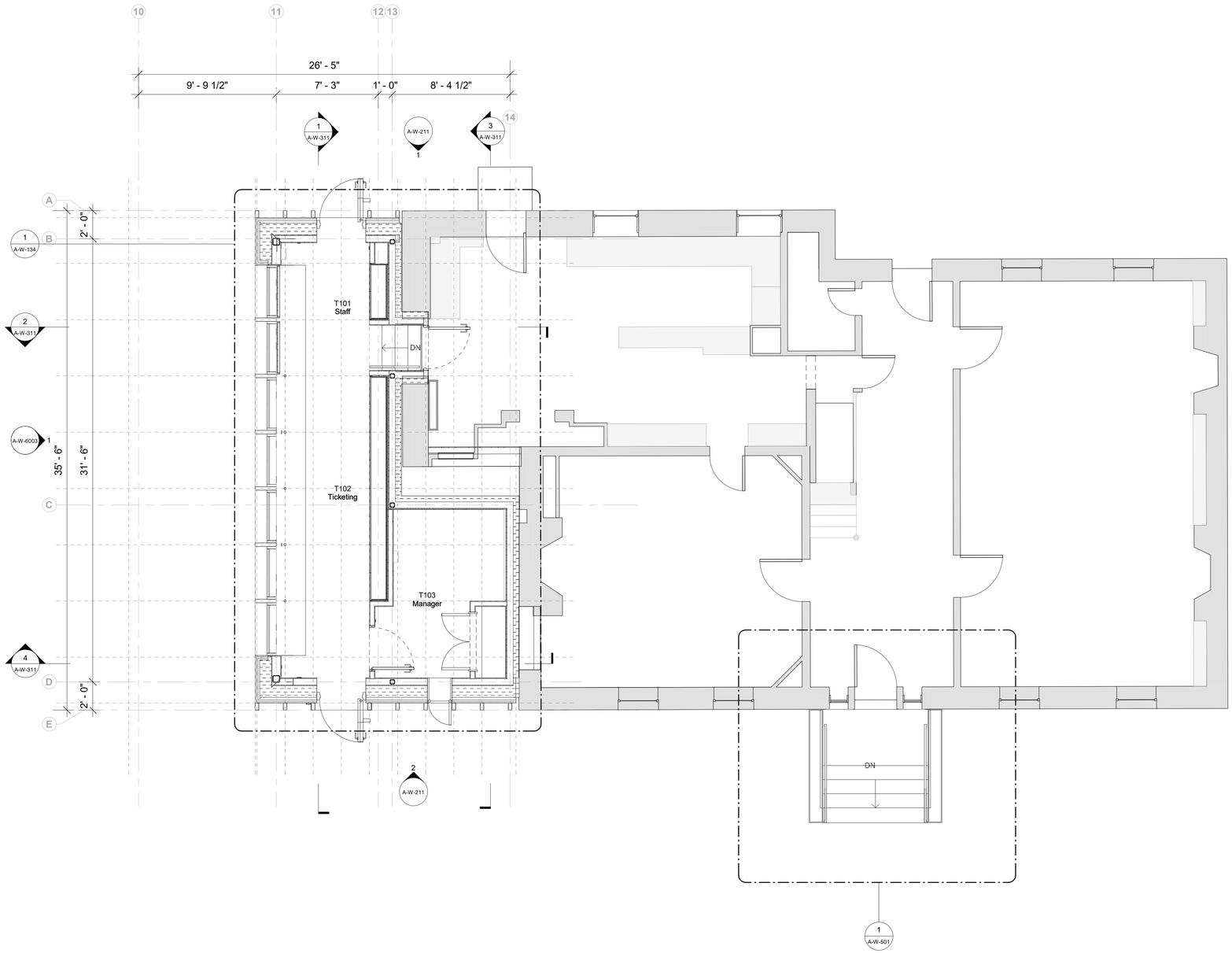

1 Ground Level - Ticketing
1/4" = 1'-0"

Owner
Storm King Art Center
1 Museum Road
New Windsor, NY 12553
+1 (845) 534-3115

Design Architect
heneghan peng architects
14-16 Lord Edward Street
Dublin, D02 YC63
+353 1 633 9000

Executive Architect
WXY Architecture + Urban Design
224 Centre Street, 5th Floor
New York, NY 10013
+1 (212) 219-1953

Landscape Architect
Gustafson Porter + Bowman
1 Cobham Mews
London, MW1 9SB
+44 020 7284 8950

Reed Hilderbrand LLC
33 Whitney Avenue, 3rd Floor
New Haven, CT 06510
+1 (617) 923-2422

Structural & Lighting
ARUP
77 Water Street
New York, NY 10005
+1 (212) 896-3000

MEPF & IT
BuroHappold
100 Broadway #23
New York, NY 10005
+1 (212) 616-0228

Civil
VHB
100 Great Oaks Blvd., Suite 118
Albany, NY 12203
+1 (518) 389-3606

AV & Acoustics
LSTN Consultants
76 Beaver Street, 2nd Floor
New York, NY 10005
+1 (347) 788-0810

Facade
Front Inc.
100 E. Broadway Street, #501
New York, NY 10002
+1 (212) 242-2220

Key Plan

N

Description	Date
Filing Set	06/17/22

Project

Storm King Art Center

Welcome Pavilions

Seal

NOT FOR CONSTRUCTION

Drawing Title

Ticketing - Ground Floor Plan

Date	06/17/22
Scale	1/4" = 1'-0"
Drawing Number	A-W-131
Sheet Size	ARCH D

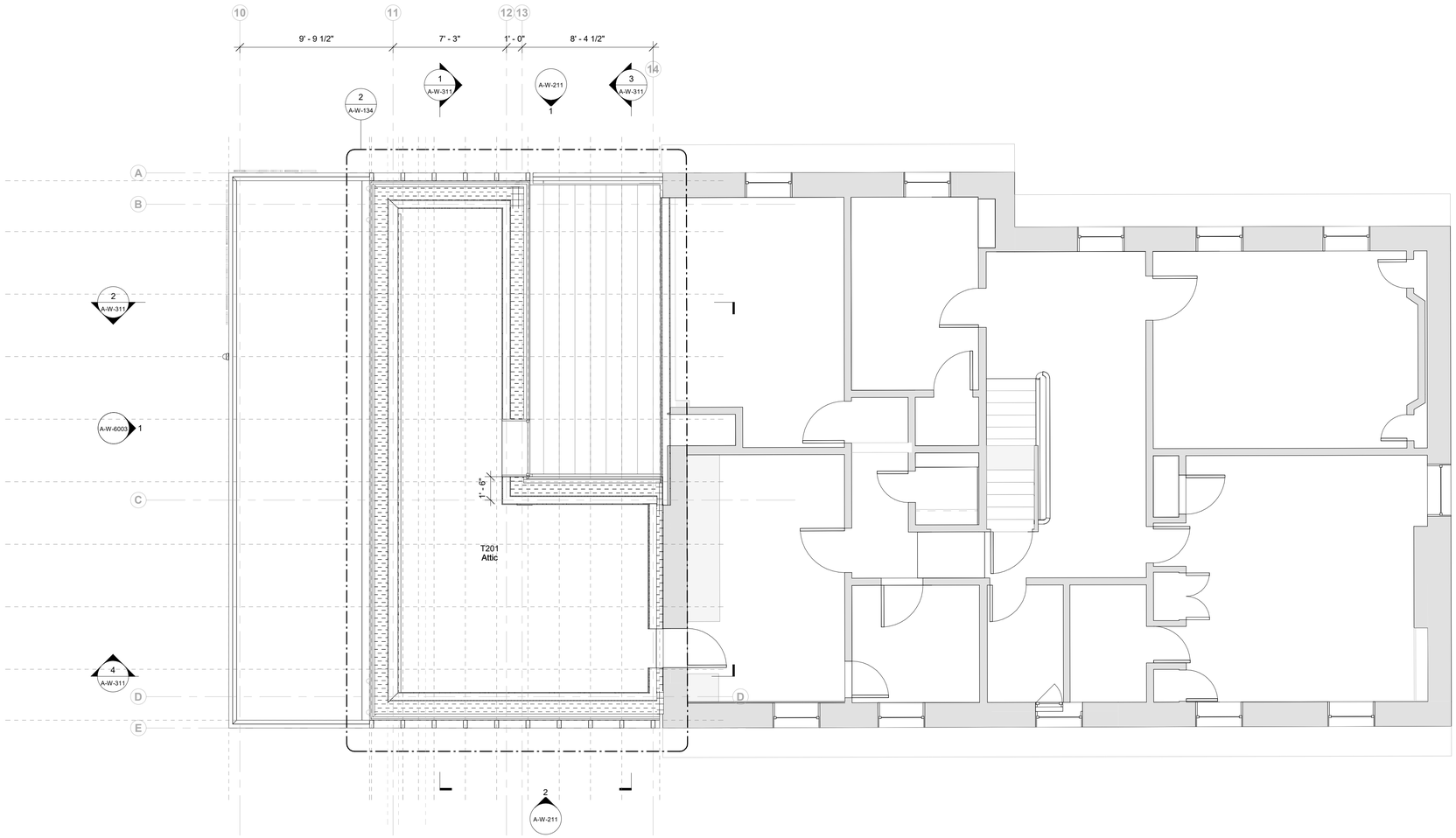

1 Second Level - Ticketing
1/4" = 1'-0"

Keynote Legend

Key Value	Keynote Text

Owner
Storm King Art Center
1 Museum Road
New Windsor, NY 12553
+1 (845) 534-3115

Design Architect
heneghan peng architects
14-16 Lord Edward Street
Dublin, D02 YC63
+353 1 633 9000

Executive Architect
WXY Architecture + Urban Design
224 Centre Street, 5th Floor
New York, NY 10013
+1 (212) 219-1953

Landscape Architect
Gustafson Porter + Bowman
1 Cobham Mews
London, MW1 9SB
+44 020 7284 8950

Reed Hilderbrand LLC
33 Whitney Avenue, 3rd Floor
New Haven, CT 06510
+1 (617) 923-2422

Structural & Lighting
ARUP
77 Water Street
New York, NY 10005
+1 (212) 896-3000

MEPF & IT
BuroHappold
100 Broadway #23
New York, NY 10005
+1 (212) 616-0228

Civil
VHB
100 Great Oaks Blvd., Suite 118
Albany, NY 12203
+1 (518) 389-3606

AV & Acoustics
LSTN Consultants
76 Beaver Street, 2nd Floor
New York, NY 10005
+1 (347) 788-0810

Facade
Front Inc.
100 E. Broadway Street, #501
New York, NY 10002
+1 (212) 242-2220

Key Plan

N

Description	Date
Filing Set	06/17/22

Project

Storm King Art Center

Welcome Pavilions

Seal

NOT FOR CONSTRUCTION

Drawing Title

Ticketing - Attic Floor Plan

Date	06/17/22
Scale	1/4" = 1'-0"
Drawing Number	A-W-132
Sheet Size	ARCH D

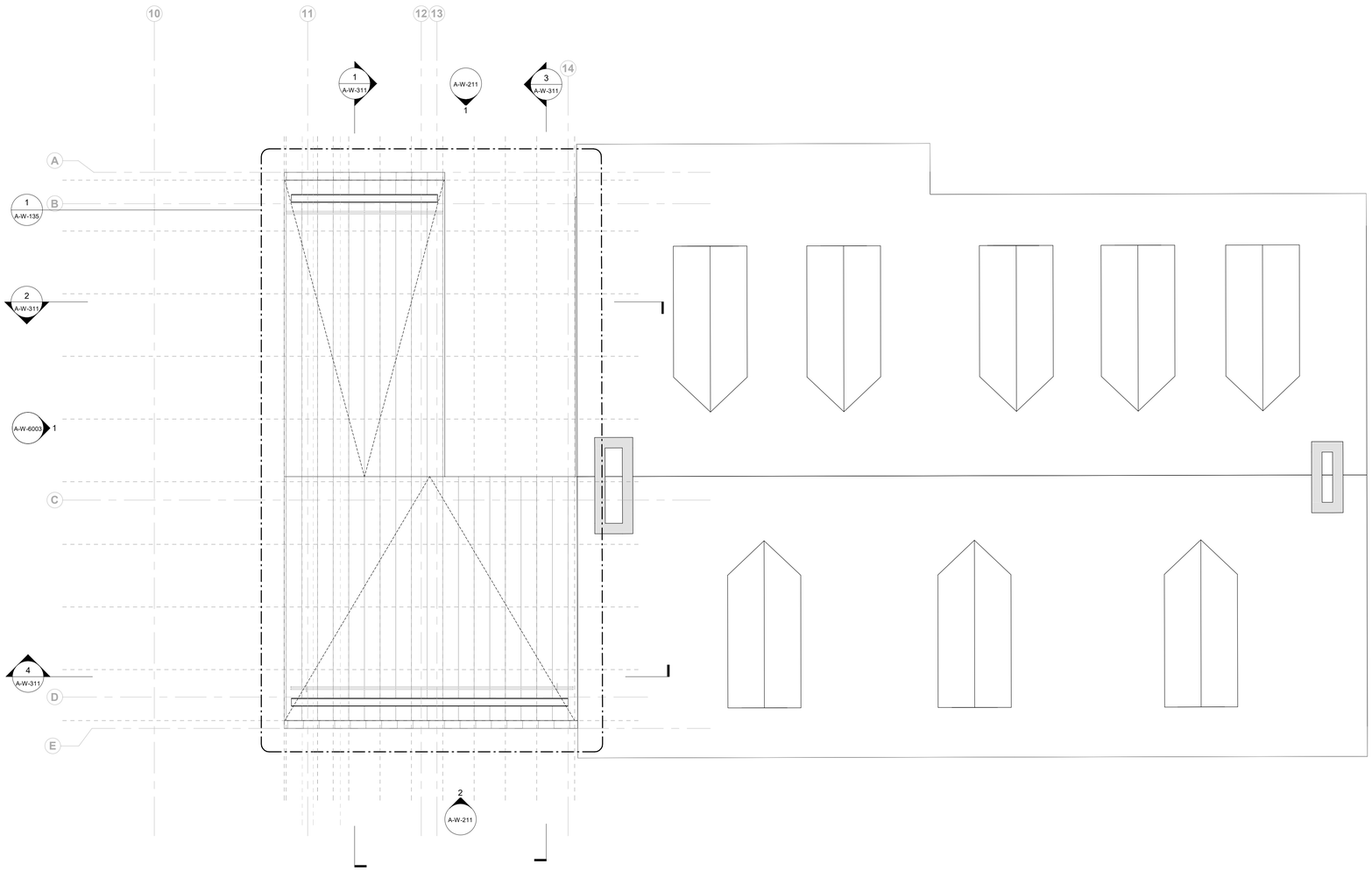

1 Roof Level - Ticketing
1/4" = 1'-0"

Keynote Legend

Key Value	Keynote Text

Owner
Storm King Art Center
1 Museum Road
New Windsor, NY 12553
+1 (845) 534-3115

Design Architect
heneghan peng architects
14-16 Lord Edward Street
Dublin, D02 YC63
+353 1 633 9000

Executive Architect
WXY Architecture + Urban Design
224 Centre Street, 5th Floor
New York, NY 10013
+1 (212) 219-1953

Landscape Architect
Gustafson Porter + Bowman
1 Cobham Mews
London, MW1 9SB
+44 020 7284 8950

Reed Hilderbrand LLC
33 Whitney Avenue, 3rd Floor
New Haven, CT 06510
+1 (617) 923-2422

Structural & Lighting
ARUP
77 Water Street
New York, NY 10005
+1 (212) 896-3000

MEPF & IT
BuroHappold
100 Broadway #23
New York, NY 10005
+1 (212) 616-0228

Civil
VHB
100 Great Oaks Blvd., Suite 118
Albany, NY 12203
+1 (518) 389-3606

AV & Acoustics
LSTN Consultants
76 Beaver Street, 2nd Floor
New York, NY 10005
+1 (347) 788-0810

Facade
Front Inc.
100 E. Broadway Street, #501
New York, NY 10002
+1 (212) 242-2220

Key Plan

N

Description	Date
Filing Set	06/17/22

Project

Storm King Art Center

Welcome Pavilions

Seal

NOT FOR CONSTRUCTION

Drawing Title

Ticketing - Roof Floor Plan

Date	06/17/22
Scale	1/4" = 1'-0"
Drawing Number	A-W-133
Sheet Size	ARCH D

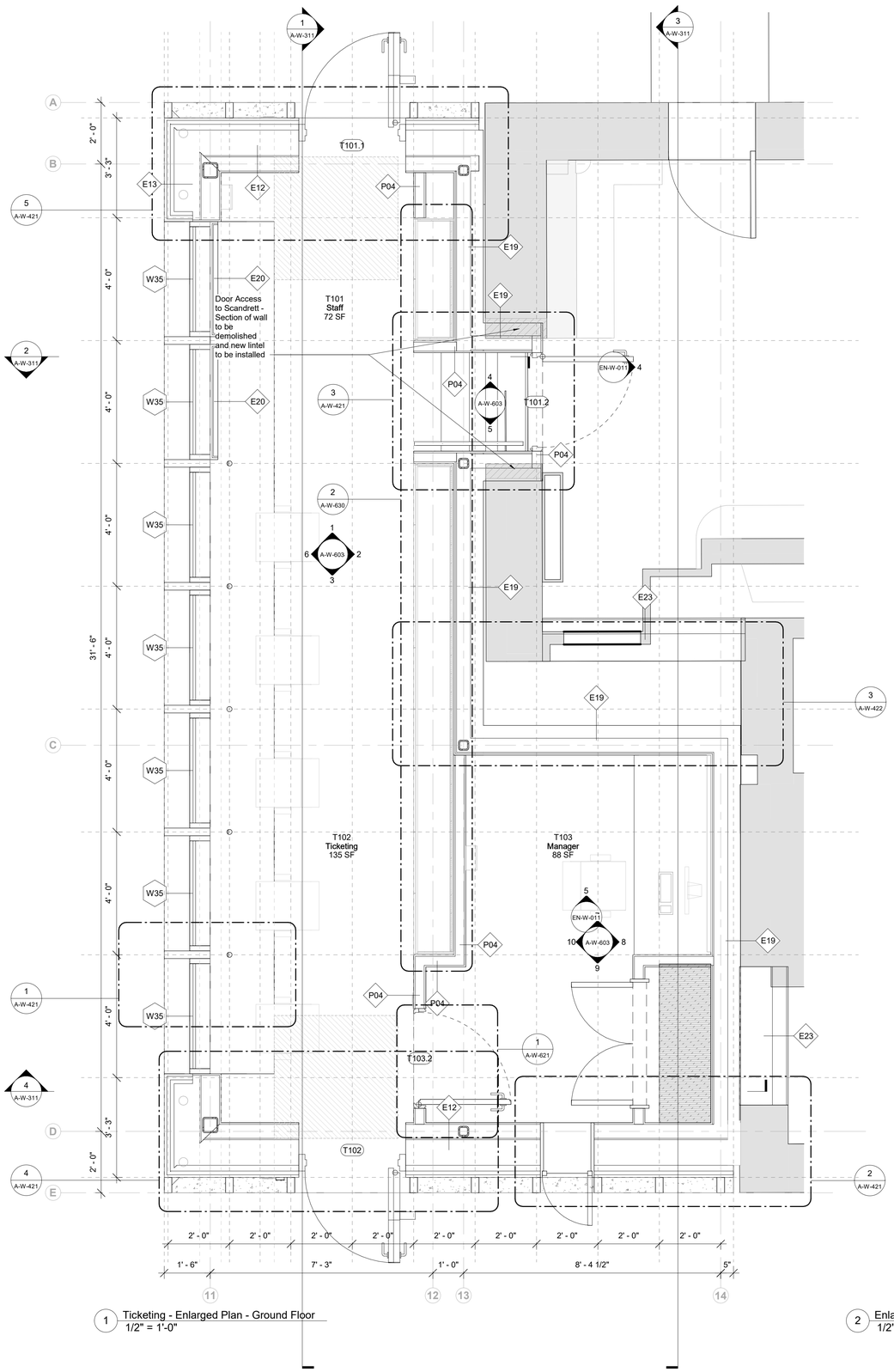

1 Ticketing - Enlarged Plan - Ground Floor
1/2" = 1'-0"

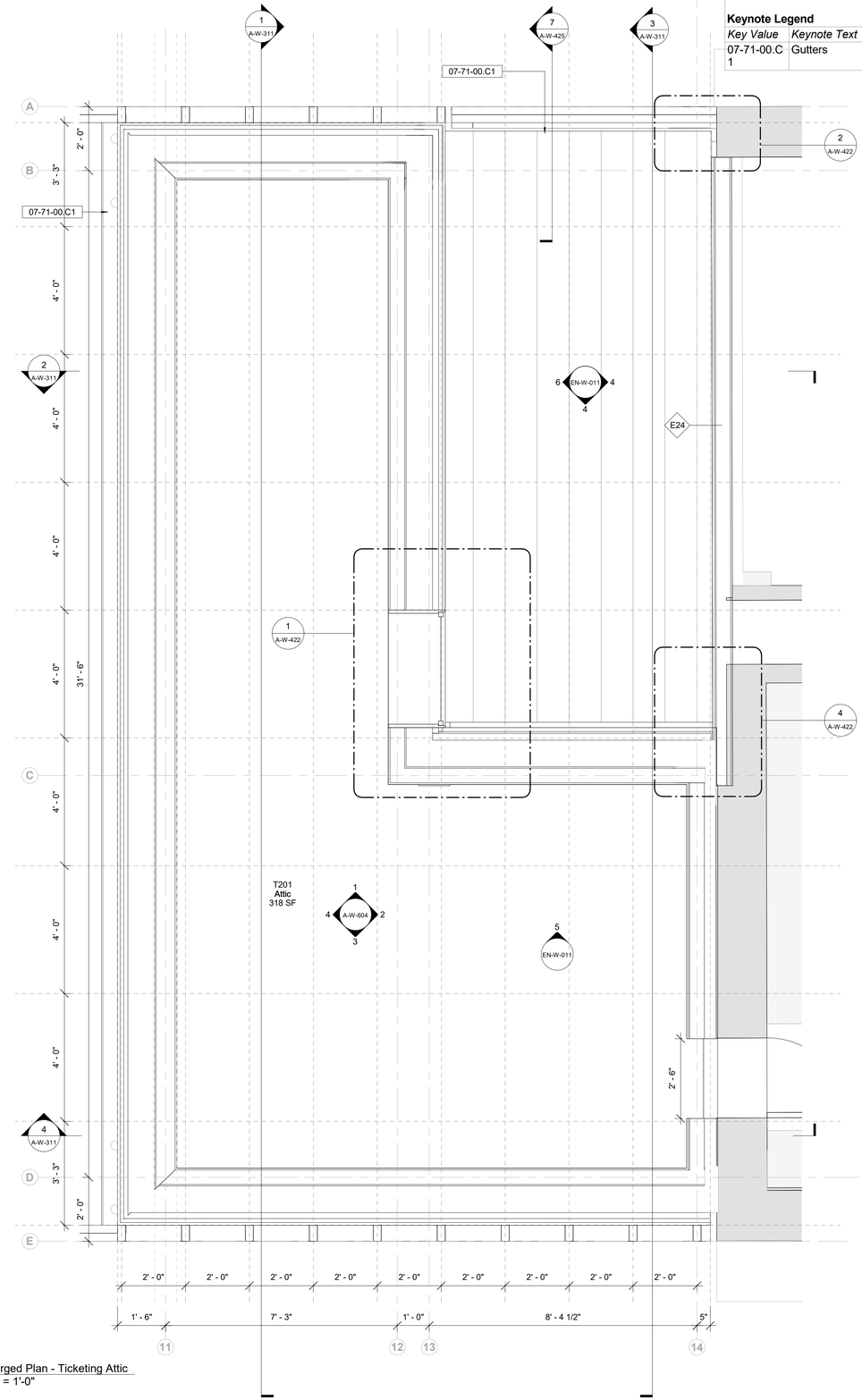

2 Enlarged Plan - Ticketing Attic
1/2" = 1'-0"

Keynote Legend

Key Value	*Keynote Text*
07-71-00.C1	Gutters

Owner
Storm King Art Center
1 Museum Road
New Windsor, NY 12553
+1 (845) 534-3115

Design Architect
heneghan peng architects
14-16 Lord Edward Street
Dublin, D02 YC63
+353 1 633 9000

Executive Architect
WXY Architecture + Urban Design
224 Centre Street, 5th Floor
New York, NY 10013
+1 (212) 219-1953

Landscape Architect
Gustafson Porter + Bowman
1 Cobham Mews
London, MW1 9SB
+44 020 7284 8950

Reed Hilderbrand LLC
33 Whitney Avenue, 3rd Floor
New Haven, CT 06510
+1 (617) 923-2422

Structural & Lighting
ARUP
77 Water Street
New York, NY 10005
+1 (212) 896-3000

MEPF & IT
BuroHappold
100 Broadway #23
New York, NY 10005
+1 (212) 616-0228

Civil
VHB
100 Great Oaks Blvd., Suite 118
Albany, NY 12203
+1 (518) 389-3606

AV & Acoustics
LSTN Consultants
76 Beaver Street, 2nd Floor
New York, NY 10005
+1 (347) 788-0810

Facade
Front Inc.
100 E. Broadway Street, #501
New York, NY 10002
+1 (212) 242-2220

Key Plan

N

Description	Date
Filing Set	06/17/22

Project

Storm King Art Center
Welcome Pavilions

Seal

NOT FOR CONSTRUCTION

Drawing Title

Ticketing - Ground Floor & Attic Plan - Enlarged

Date	06/17/22
Scale	1/2" = 1'-0"
Drawing Number	A-W-134
Sheet Size	ARCH D

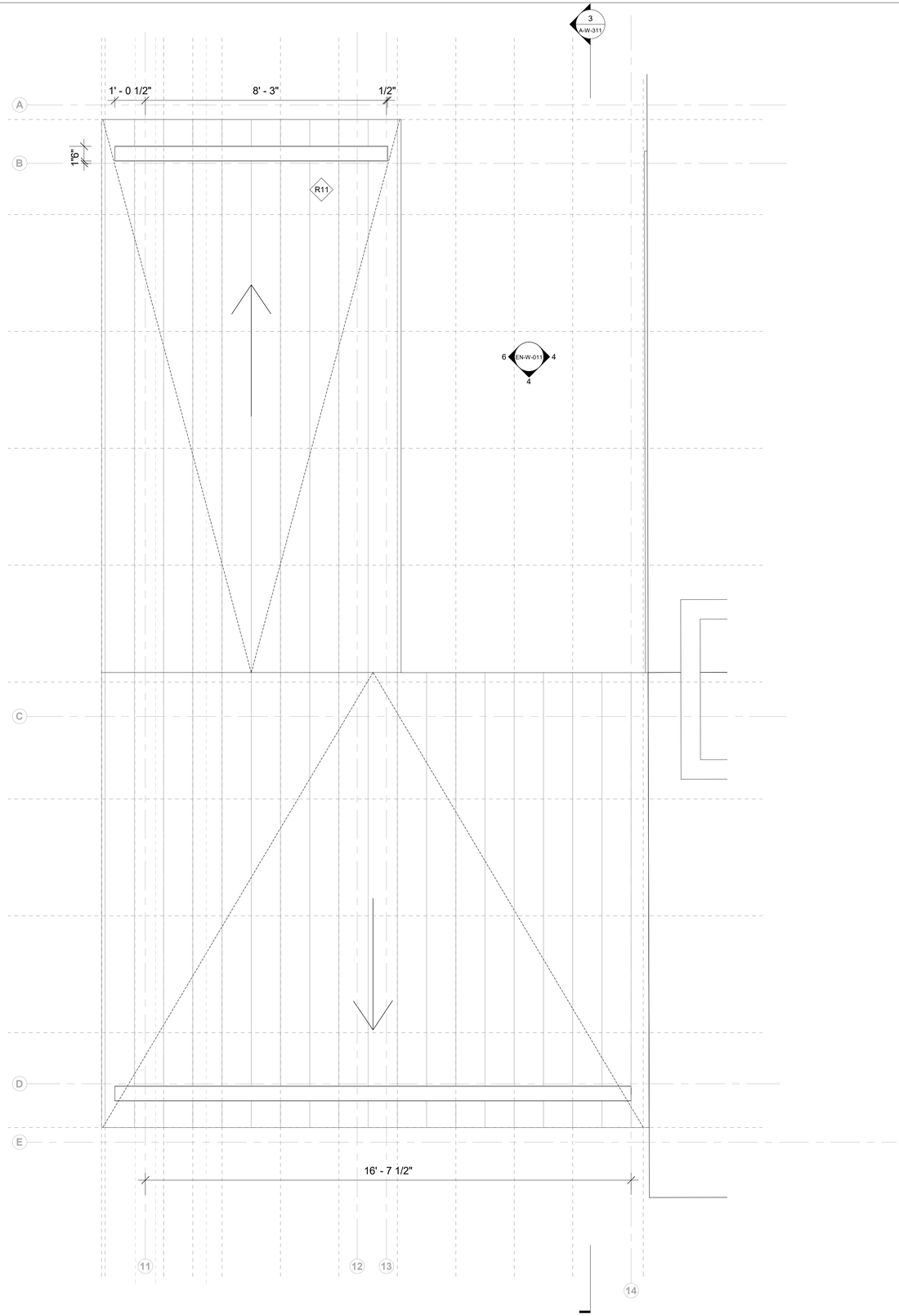

Keynote Legend

Key Value	Keynote Text

Owner
Storm King Art Center
1 Museum Road
New Windsor, NY 12553
+1 (845) 534-3115

Design Architect
heneghan peng architects
14-16 Lord Edward Street
Dublin, D02 YC63
+353 1 633 9000

Executive Architect
WXY Architecture + Urban Design
224 Centre Street, 5th Floor
New York, NY 10013
+1 (212) 219-1953

Landscape Architect
Gustafson Porter + Bowman
1 Cobham Mews
London, MW1 9SB
+44 020 7284 8950

Reed Hilderbrand LLC
33 Whitney Avenue, 3rd Floor
New Haven, CT 06510
+1 (617) 923-2422

Structural & Lighting
ARUP
77 Water Street
New York, NY 10005
+1 (212) 896-3000

MEPF & IT
BuroHappold
100 Broadway #23
New York, NY 10005
+1 (212) 616-0228

Civil
VHB
100 Great Oaks Blvd., Suite 118
Albany, NY 12203
+1 (518) 389-3606

AV & Acoustics
LSTN Consultants
76 Beaver Street, 2nd Floor
New York, NY 10005
+1 (347) 788-0810

Facade
Front Inc.
100 E. Broadway Street, #501
New York, NY 10002
+1 (212) 242-2220

Key Plan

N

Description	Date
Filing Set	06/17/22

Project

Storm King Art Center

Welcome Pavilions

Seal

NOT FOR CONSTRUCTION

Drawing Title

Ticketing - Roof Level Plan - Enlarged

Date	06/17/22
Scale	1/2" = 1'-0"
Drawing Number	A-W-135
Sheet Size	ARCH D

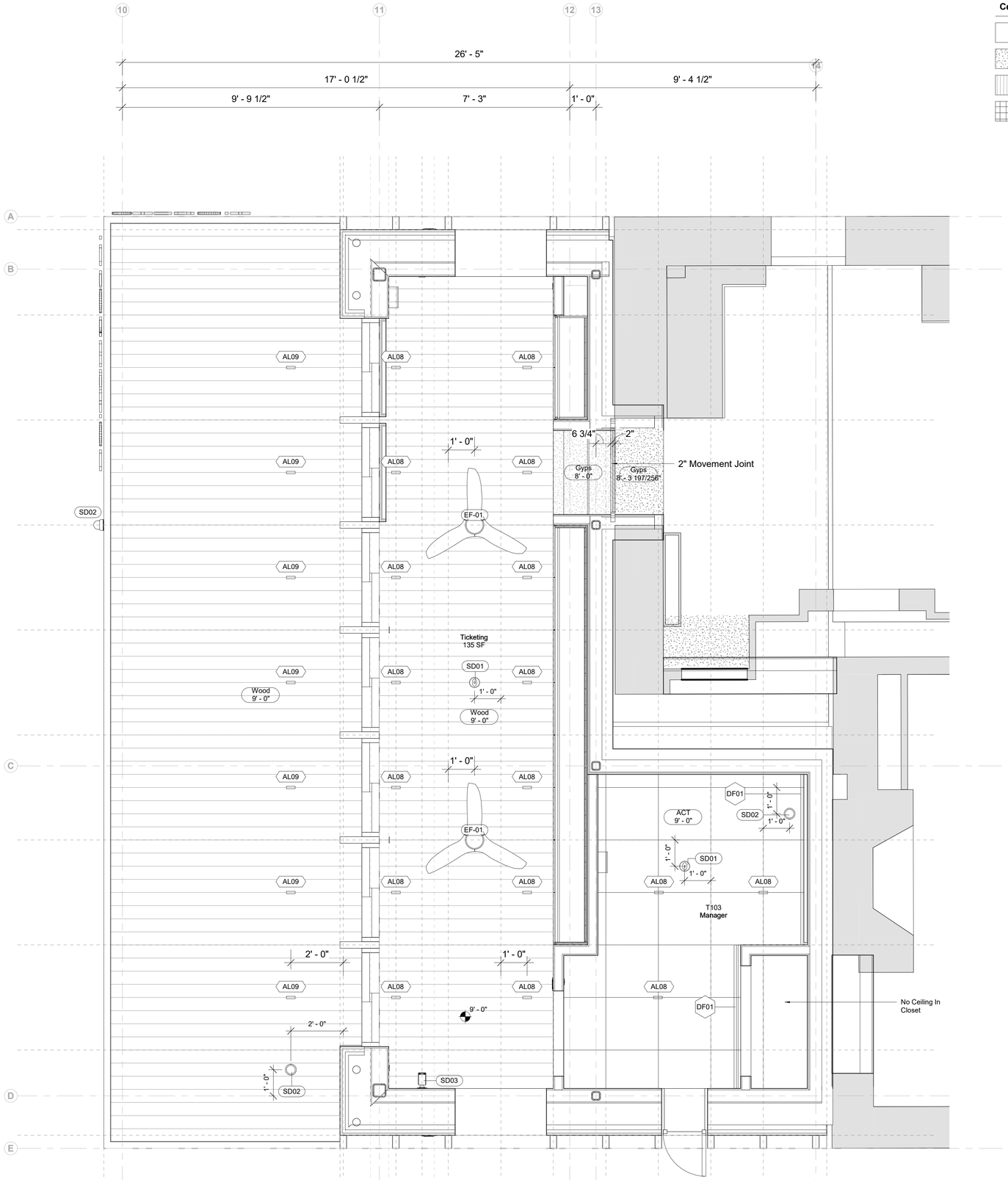

1 Ground Level RCP - Ticketing
1/2" = 1'-0"

Ceiling Type Legend

- Exposed to Structure
- Gyps - Gypsum Ceiling
- Wood - Compound Wood Ceiling
- ACT- Acoustic Ceiling Tile

Keynote Legend

Key Value	*Keynote Text*

Owner
Storm King Art Center
1 Museum Road
New Windsor, NY 12553
+1 (845) 534-3115

Design Architect
heneghan peng architects
14-16 Lord Edward Street
Dublin, D02 YC63
+353 1 633 9000

Executive Architect
WXY Architecture + Urban Design
224 Centre Street, 5th Floor
New York, NY 10013
+1 (212) 219-1953

Landscape Architect
Gustafson Porter + Bowman
1 Cobham Mews
London, MW1 9SB
+44 020 7284 8950

Reed Hilderbrand LLC
33 Whitney Avenue, 3rd Floor
New Haven, CT 06510
+1 (617) 923-2422

Structural & Lighting
ARUP
77 Water Street
New York, NY 10005
+1 (212) 896-3000

MEPF & IT
BuroHappold
100 Broadway #23
New York, NY 10005
+1 (212) 616-0228

Civil
VHB
100 Great Oaks Blvd., Suite 118
Albany, NY 12203
+1 (518) 389-3606

AV & Acoustics
LSTN Consultants
76 Beaver Street, 2nd Floor
New York, NY 10005
+1 (347) 788-0810

Facade
Front Inc.
100 E. Broadway Street, #501
New York, NY 10002
+1 (212) 242-2220

Key Plan

N

Description	Date
Filing Set	06/17/22

Project

Storm King Art Center

Welcome Pavilions

Seal

NOT FOR CONSTRUCTION

Drawing Title

Ticketing - Ground Floor RCP

Date	06/17/22
Scale	As indicated
Drawing Number	A-W-141
Sheet Size	ARCH D

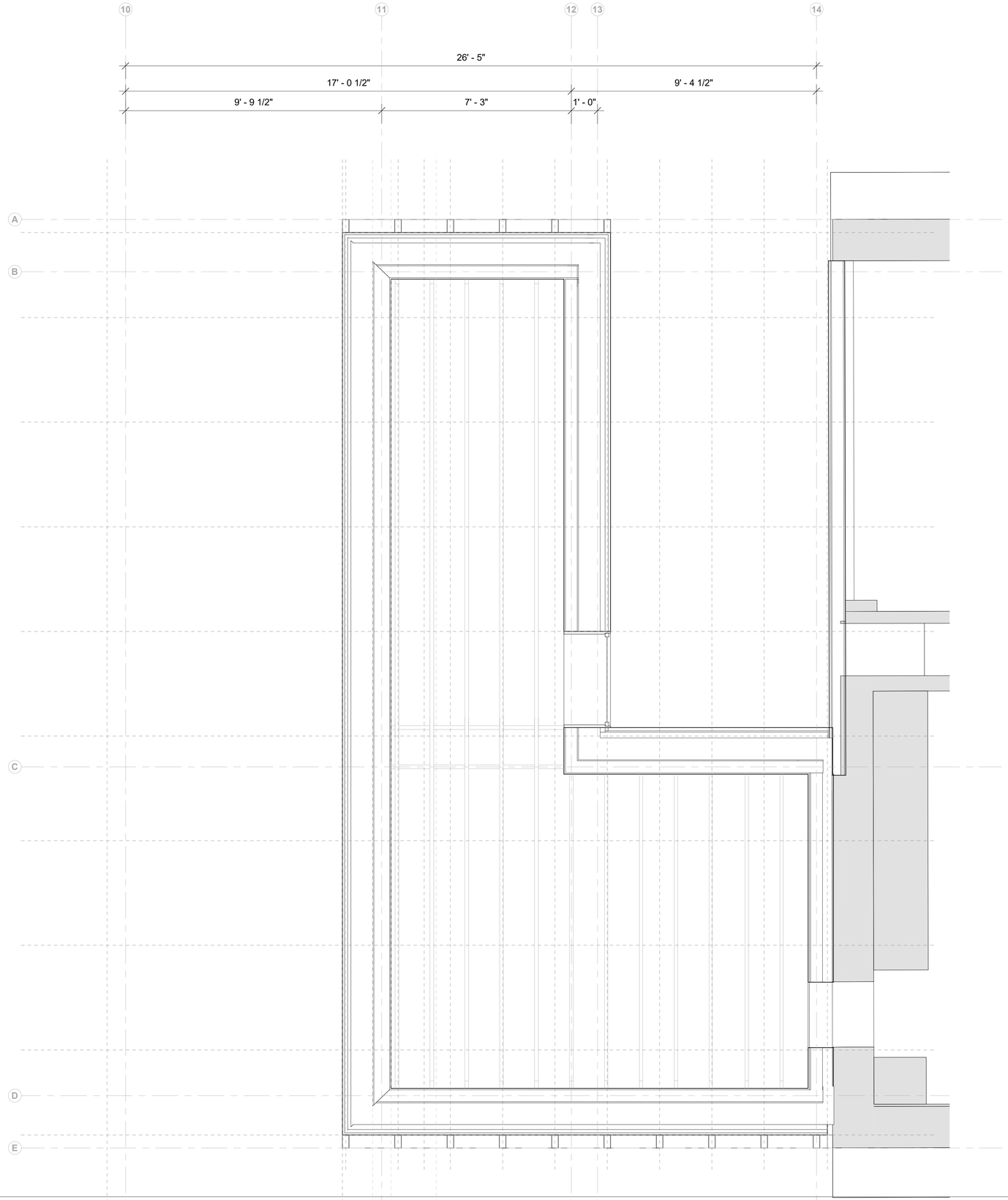

1 Attic RCP - Ticketing
1/2" = 1'-0"

Ceiling Type Legend

- Exposed to Structure
- Gyps - Gypsum Ceiling
- Wood - Compound Wood Ceiling
- ACT- Acoustic Ceiling Tile

Keynote Legend

Key Value	*Keynote Text*

Owner
Storm King Art Center
1 Museum Road
New Windsor, NY 12553
+1 (845) 534-3115

Design Architect
heneghan peng architects
14-16 Lord Edward Street
Dublin, D02 YC63
+353 1 633 9000

Executive Architect
WXY Architecture + Urban Design
224 Centre Street, 5th Floor
New York, NY 10013
+1 (212) 219-1953

Landscape Architect
Gustafson Porter + Bowman
1 Cobham Mews
London, MW1 9SB
+44 020 7284 8950

Reed Hilderbrand LLC
33 Whitney Avenue, 3rd Floor
New Haven, CT 06510
+1 (617) 923-2422

Structural & Lighting
ARUP
77 Water Street
New York, NY 10005
+1 (212) 896-3000

MEPF & IT
BuroHappold
100 Broadway #23
New York, NY 10005
+1 (212) 616-0228

Civil
VHB
100 Great Oaks Blvd., Suite 118
Albany, NY 12203
+1 (518) 389-3606

AV & Acoustics
LSTN Consultants
76 Beaver Street, 2nd Floor
New York, NY 10005
+1 (347) 788-0810

Facade
Front Inc.
100 E. Broadway Street, #501
New York, NY 10002
+1 (212) 242-2220

Key Plan

N

Description	Date
Filing Set	06/17/22

Project

Storm King Art Center

Welcome Pavilions

Seal

NOT FOR CONSTRUCTION

Drawing Title

Ticketing - Attic RCP

Date	06/17/22
Scale	As indicated
Drawing Number	A-W-142
Sheet Size	ARCH D

ELECTRICAL DEVICE LEGEND

ED01	Duplex receptacle Low Height	ED11	Light Switch Single Gang
ED02	Duplex Receptacle Counter Height	ED12	Light Switch Double Gang
ED03	Quadruplex Receptacle Low Height	ED21	Occupany Sensor Standard Height
ED04	Quadruplex Receptacle Counter Height	ED23	Daylight Sensor Standard Height

FLOOR TYPE LEGEND

	Polished Concrete Floor
	Plywood Sheathing

Keynote Legend

Key Value	Keynote Text

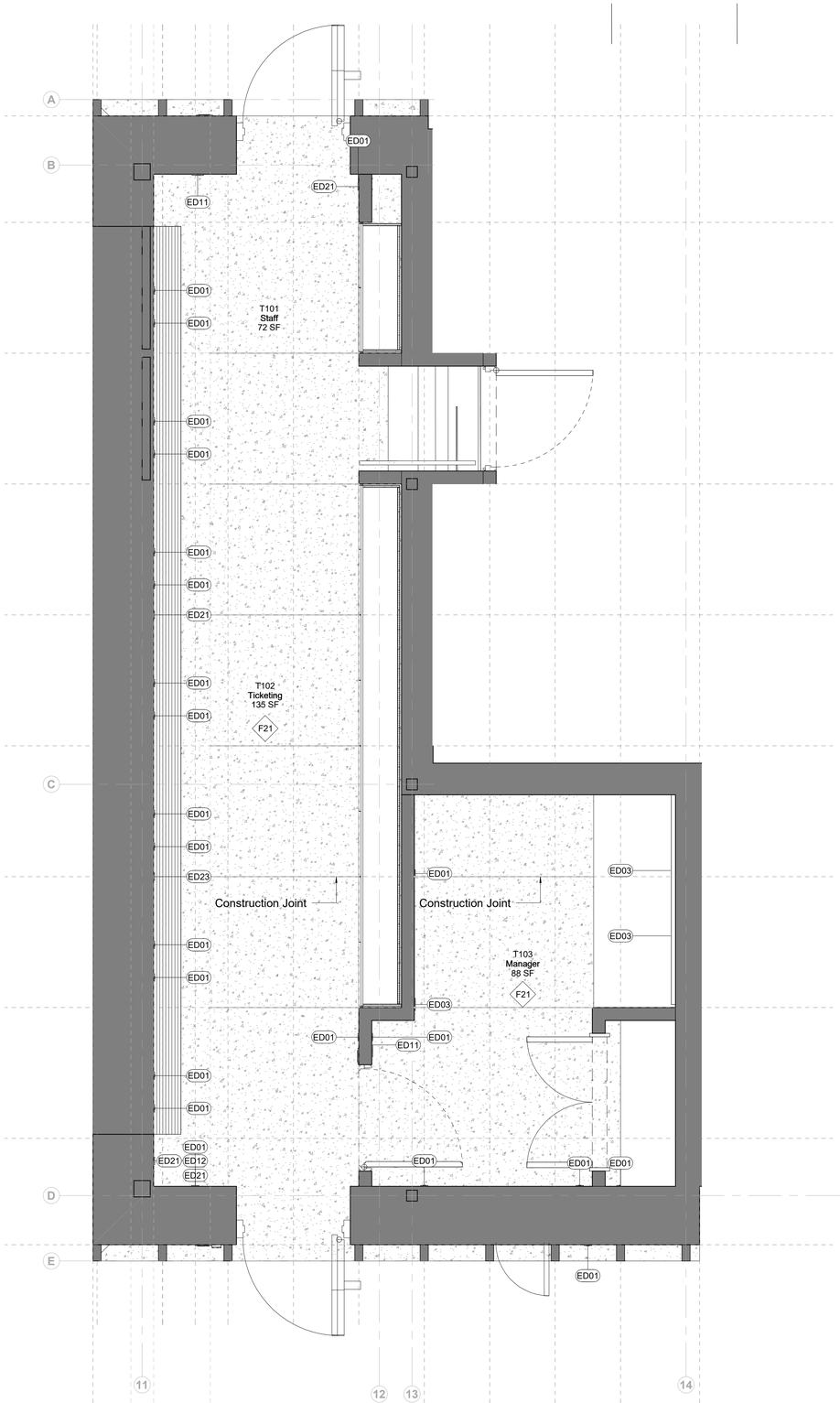

1 Floor Type Plan - Ticketing - Ground Floor
1/2" = 1'-0"



2 Floor Type Plan - Ticketing - Attic Floor
1/2" = 1'-0"

Owner
Storm King Art Center
1 Museum Road
New Windsor, NY 12553
+1 (845) 534-3115

Design Architect
heneghan peng architects
14-16 Lord Edward Street
Dublin, D02 YC63
+353 1 633 9000

Executive Architect
WXY Architecture + Urban Design
224 Centre Street, 5th Floor
New York, NY 10013
+1 (212) 219-1953

Landscape Architect
Gustafson Porter + Bowman
1 Cobham Mews
London, MW1 9SB
+44 020 7284 8950

Reed Hilderbrand LLC
33 Whitney Avenue, 3rd Floor
New Haven, CT 06510
+1 (617) 923-2422

Structural & Lighting
ARUP
77 Water Street
New York, NY 10005
+1 (212) 896-3000

MEPF & IT
BuroHappold
100 Broadway #23
New York, NY 10005
+1 (212) 616-0228

Civil
VHB
100 Great Oaks Blvd., Suite 118
Albany, NY 12203
+1 (518) 389-3606

AV & Acoustics
LSTN Consultants
76 Beaver Street, 2nd Floor
New York, NY 10005
+1 (347) 788-0810

Facade
Front Inc.
100 E. Broadway Street, #501
New York, NY 10002
+1 (212) 242-2220

Key Plan

N

Description	Date
Filing Set	06/17/22

Project

Storm King Art Center

Welcome Pavilions

Seal

NOT FOR CONSTRUCTION

Drawing Title

Ticketing - Finish Floor & Device Plan - Ground & Attic Level

Date	06/17/22
Scale	1/2" = 1'-0"
Drawing Number	A-W-151
Sheet Size	ARCH D

Keynote Legend

Key Value	*Keynote Text*
06-40-23	Architectural Woodwork
07-71-00.B	Snow Guard
07-71-00.C1	Gutters

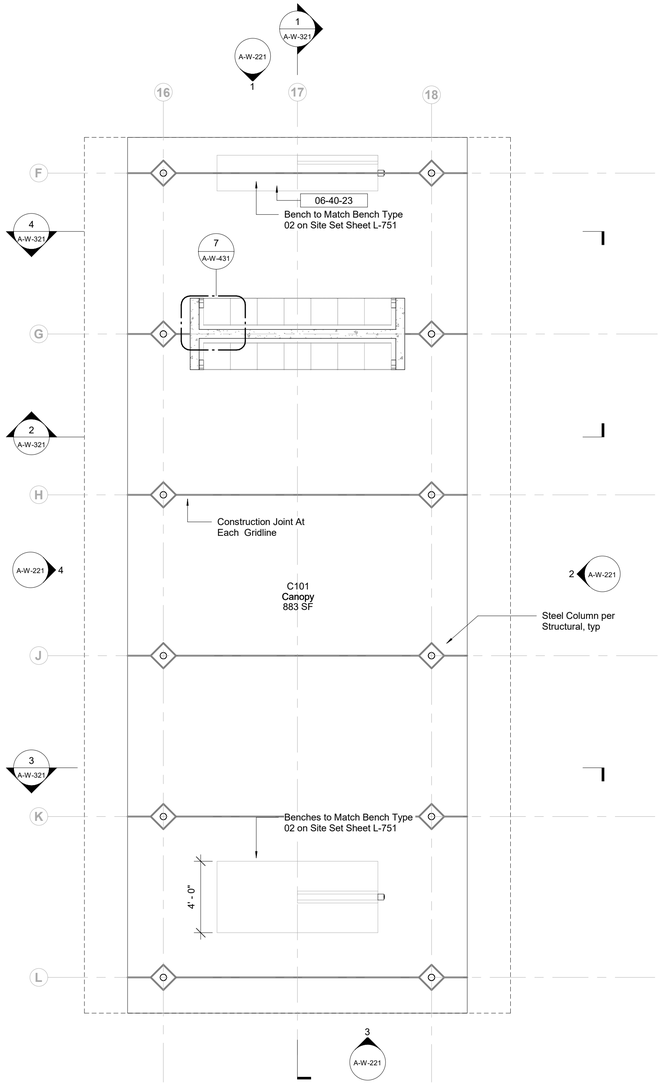

1 Ground Level - Canopy
1/4" = 1'-0"



2 Roof Level - Canopy
1/4" = 1'-0"

Owner
Storm King Art Center
1 Museum Road
New Windsor, NY 12553
+1 (845) 534-3115

Design Architect
heneghan peng architects
14-16 Lord Edward Street
Dublin, D02 YC63
+353 1 633 9000

Executive Architect
WXY Architecture + Urban Design
224 Centre Street, 5th Floor
New York, NY 10013
+1 (212) 219-1953

Landscape Architect
Gustafson Porter + Bowman
1 Cobham Mews
London, MW1 9SB
+44 020 7284 8950

Reed Hilderbrand LLC
33 Whitney Avenue, 3rd Floor
New Haven, CT 06510
+1 (617) 923-2422

Structural & Lighting
ARUP
77 Water Street
New York, NY 10005
+1 (212) 896-3000

MEPF & IT
BuroHappold
100 Broadway #23
New York, NY 10005
+1 (212) 616-0228

Civil
VHB
100 Great Oaks Blvd., Suite 118
Albany, NY 12203
+1 (518) 389-3606

AV & Acoustics
LSTN Consultants
76 Beaver Street, 2nd Floor
New York, NY 10005
+1 (347) 788-0810

Facade
Front Inc.
100 E. Broadway Street, #501
New York, NY 10002
+1 (212) 242-2220

Key Plan

N

Description	Date
Filing Set	06/17/22

Project

Storm King Art Center

Welcome Pavilions

Seal

NOT FOR CONSTRUCTION

Drawing Title

Canopy - Floor Plan - Ground Level

Date	06/17/22
Scale	1/4" = 1'-0"
Drawing Number	A-W-161
Sheet Size	ARCH D

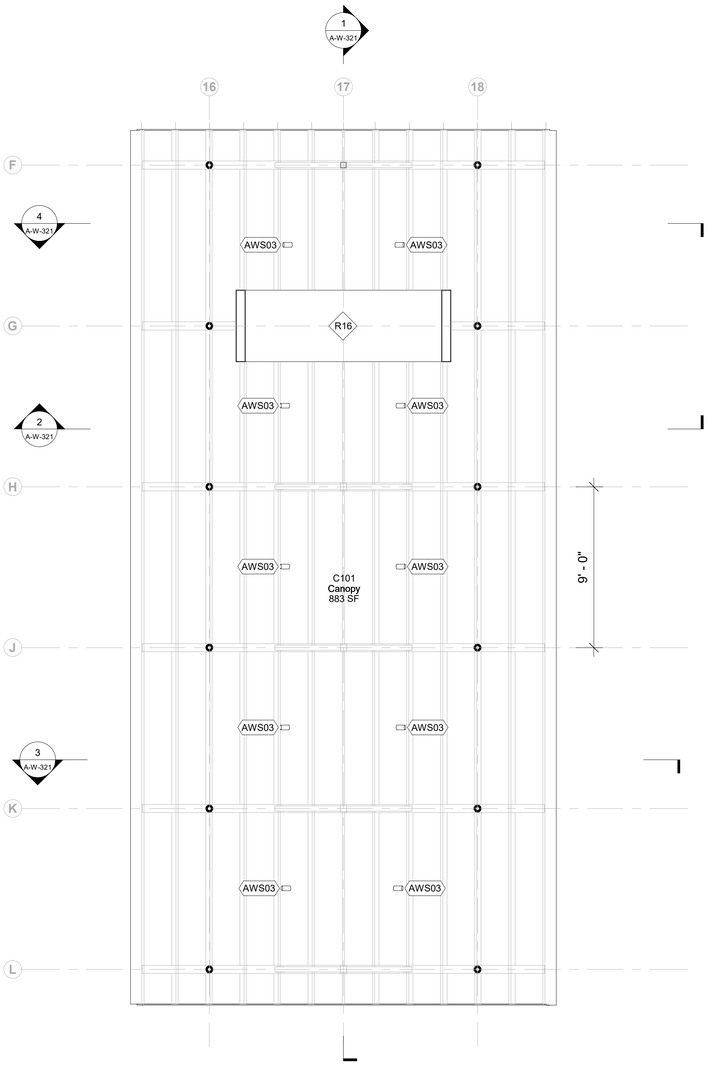

1 Ground Level - Canopy
1/4" = 1'-0"

Ceiling Type Legend

- Exposed to Structure
- Gyps - Gypsum Ceiling
- Wood - Compound Wood Ceiling
- ACT- Acoustic Ceiling Tile

Keynote Legend

Key Value	*Keynote Text*

Owner
Storm King Art Center
1 Museum Road
New Windsor, NY 12553
+1 (845) 534-3115

Design Architect
heneghan peng architects
14-16 Lord Edward Street
Dublin, D02 YC63
+353 1 633 9000

Executive Architect
WXY Architecture + Urban Design
224 Centre Street, 5th Floor
New York, NY 10013
+1 (212) 219-1953

Landscape Architect
Gustafson Porter + Bowman
1 Cobham Mews
London, MW1 9SB
+44 020 7284 8950

Reed Hilderbrand LLC
33 Whitney Avenue, 3rd Floor
New Haven, CT 06510
+1 (617) 923-2422

Structural & Lighting
ARUP
77 Water Street
New York, NY 10005
+1 (212) 896-3000

MEPF & IT
BuroHappold
100 Broadway #23
New York, NY 10005
+1 (212) 616-0228

Civil
VHB
100 Great Oaks Blvd., Suite 118
Albany, NY 12203
+1 (518) 389-3606

AV & Acoustics
LSTN Consultants
76 Beaver Street, 2nd Floor
New York, NY 10005
+1 (347) 788-0810

Facade
Front Inc.
100 E. Broadway Street, #501
New York, NY 10002
+1 (212) 242-2220

Key Plan

N

Description	Date
Filing Set	06/17/22

Project

Storm King Art Center

Welcome Pavilions

Seal

NOT FOR CONSTRUCTION

Drawing Title

Canopy - RCP - Ground Level

Date	06/17/22
Scale	1/4" = 1'-0"
Drawing Number	A-W-171
Sheet Size	ARCH D

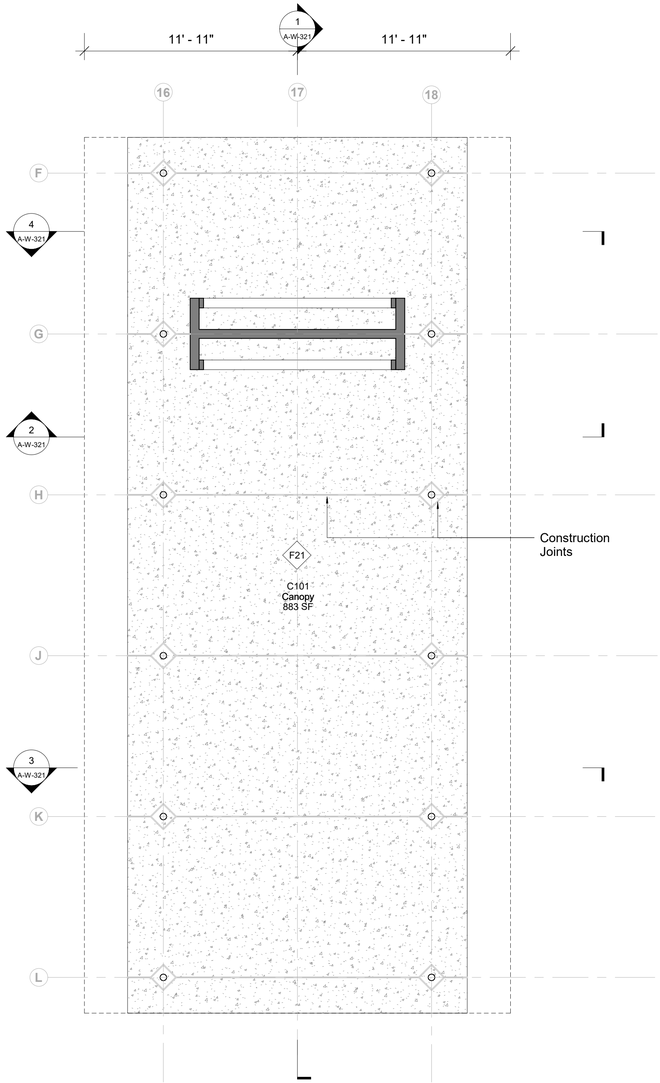

1 Ground Level - Canopy - Finish Floor & Device
1/4" = 1'-0"

Keynote Legend

Key Value	Keynote Text

Owner
Storm King Art Center
1 Museum Road
New Windsor, NY 12553
+1 (845) 534-3115

Design Architect
heneghan peng architects
14-16 Lord Edward Street
Dublin, D02 YC63
+353 1 633 9000

Executive Architect
WXY Architecture + Urban Design
224 Centre Street, 5th Floor
New York, NY 10013
+1 (212) 219-1953

Landscape Architect
Gustafson Porter + Bowman
1 Cobham Mews
London, MW1 9SB
+44 020 7284 8950

Reed Hilderbrand LLC
33 Whitney Avenue, 3rd Floor
New Haven, CT 06510
+1 (617) 923-2422

Structural & Lighting
ARUP
77 Water Street
New York, NY 10005
+1 (212) 896-3000

MEPF & IT
BuroHappold
100 Broadway #23
New York, NY 10005
+1 (212) 616-0228

Civil
VHB
100 Great Oaks Blvd., Suite 118
Albany, NY 12203
+1 (518) 389-3606

AV & Acoustics
LSTN Consultants
76 Beaver Street, 2nd Floor
New York, NY 10005
+1 (347) 788-0810

Facade
Front Inc.
100 E. Broadway Street, #501
New York, NY 10002
+1 (212) 242-2220

Key Plan

N

Description	Date
Filing Set	06/17/22

Project

Storm King Art Center

Welcome Pavilions

Seal

NOT FOR CONSTRUCTION

Drawing Title

Canopy - Finish Floor & Device Plan

Date	06/17/22
Scale	1/4" = 1'-0"
Drawing Number	A-W-181
Sheet Size	ARCH D

Keynote Legend

Key Value	*Keynote Text*
07-62-00.S	Through-wall Scupper
22-42-00.L2	Restroom Faucet, Exterior Touchless

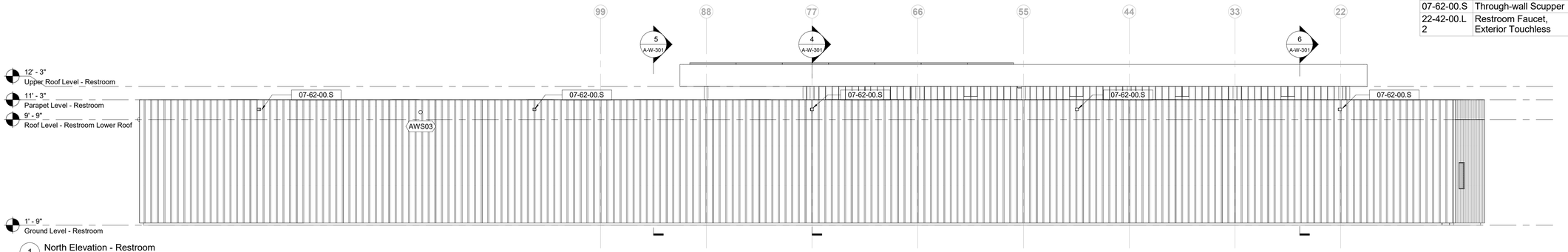

1 North Elevation - Restroom
1/4" = 1'-0"

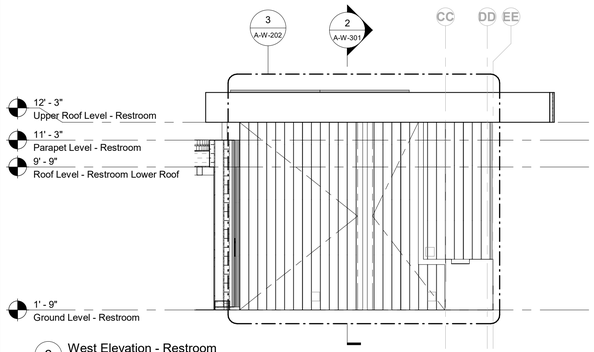

2 West Elevation - Restroom
1/4" = 1'-0"

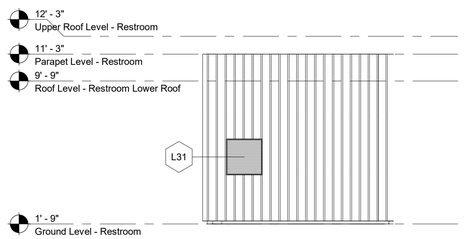

5 West Elevation - Restroom Wall
1/4" = 1'-0"

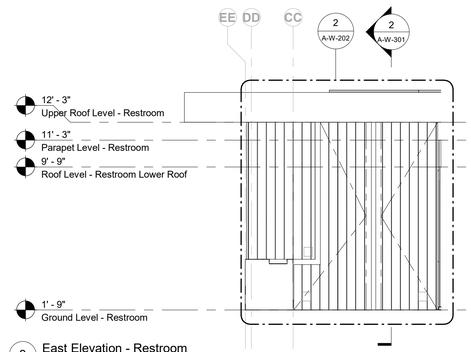

3 East Elevation - Restroom
1/4" = 1'-0"

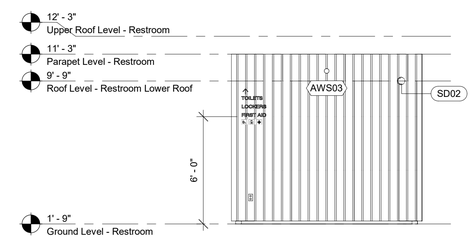

4 East Elevation - Restroom Wall
1/4" = 1'-0"

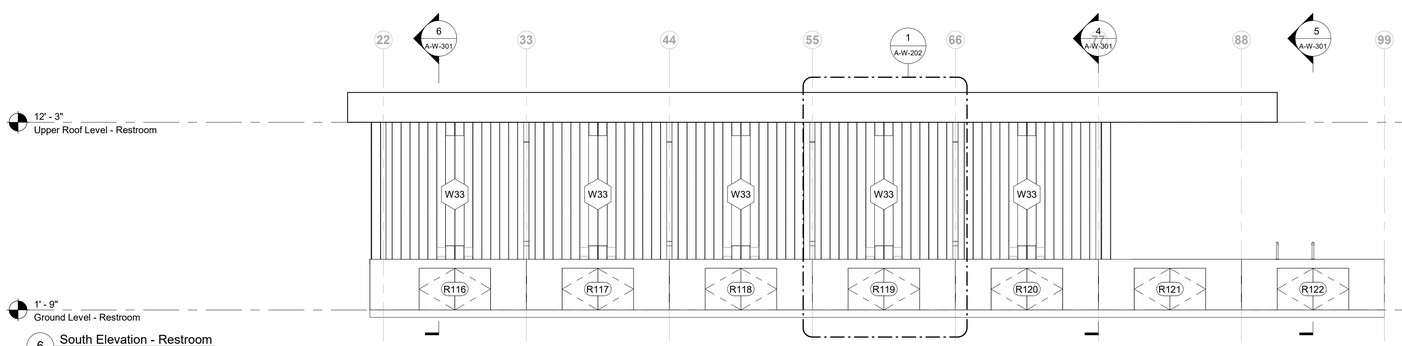

6 South Elevation - Restroom
1/4" = 1'-0"

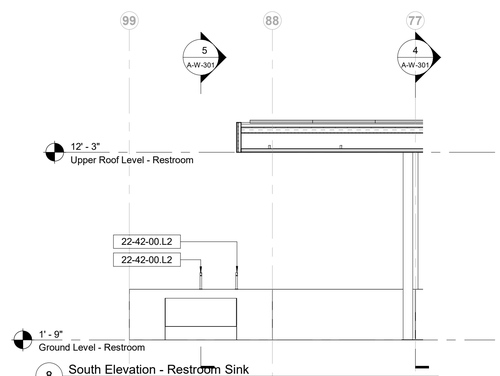

8 South Elevation - Restroom Sink
1/4" = 1'-0"

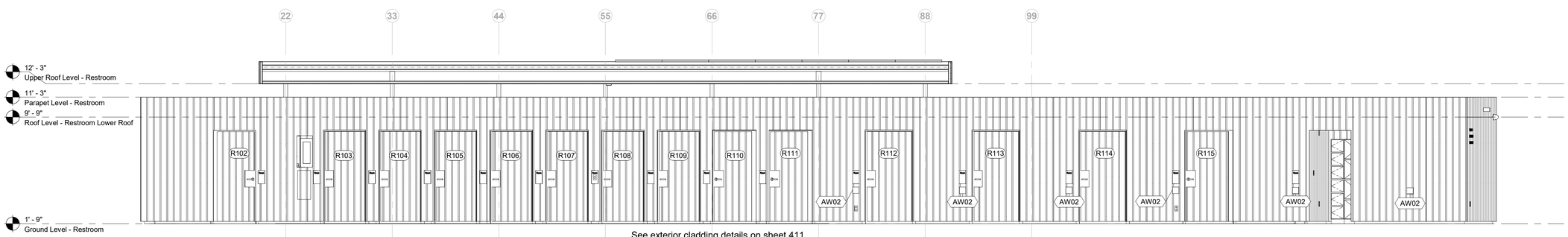

7 South Elevation - Restroom Building
1/4" = 1'-0"

See exterior cladding details on sheet 411

Owner
Storm King Art Center
1 Museum Road
New Windsor, NY 12553
+1 (845) 534-3115

Design Architect
heneghan peng architects
14-16 Lord Edward Street
Dublin, D02 YC63
+353 1 633 9000

Executive Architect
WXY Architecture + Urban Design
224 Centre Street, 5th Floor
New York, NY 10013
+1 (212) 219-1953

Landscape Architect
Gustafson Porter + Bowman
1 Cobham Mews
London, MW1 9SB
+44 020 7284 8950

Reed Hilderbrand LLC
33 Whitney Avenue, 3rd Floor
New Haven, CT 06510
+1 (617) 923-2422

Structural & Lighting
ARUP
77 Water Street
New York, NY 10005
+1 (212) 896-3000

MEPF & IT
BuroHappold
100 Broadway #23
New York, NY 10005
+1 (212) 616-0228

Civil
VHB
100 Great Oaks Blvd., Suite 118
Albany, NY 12203
+1 (518) 389-3606

AV & Acoustics
LSTN Consultants
76 Beaver Street, 2nd Floor
New York, NY 10005
+1 (347) 788-0810

Facade
Front Inc.
100 E. Broadway Street, #501
New York, NY 10002
+1 (212) 242-2220

Key Plan

Description	Date
Filing Set	06/17/22

Project

Storm King Art Center

Welcome Pavilions

Seal

NOT FOR CONSTRUCTION

Drawing Title

Restroom - Building Elevations - Overall

Date	06/17/22
Scale	1/4" = 1'-0"
Drawing Number	A-W-201
Sheet Size	ARCH D

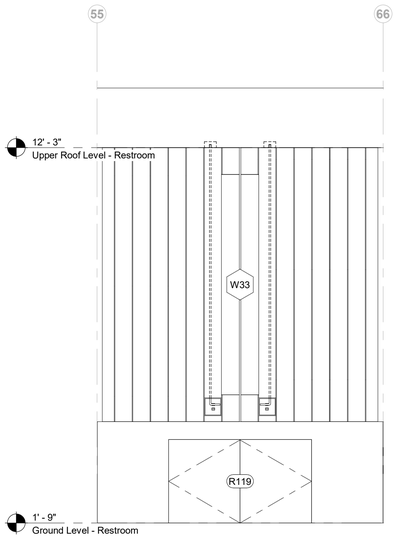

1 South Elevation - Restroom South Panel
1/2" = 1'-0"

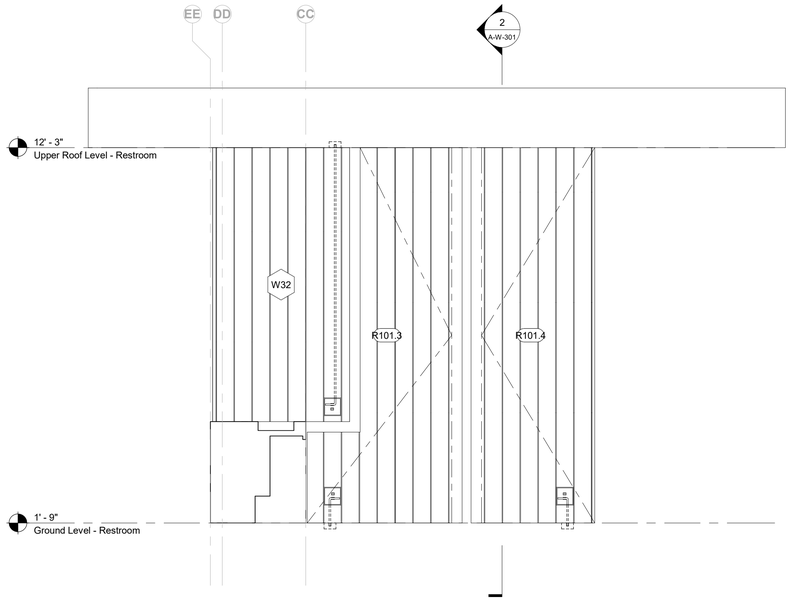

2 East Elevation - Restroom Entry
1/2" = 1'-0"

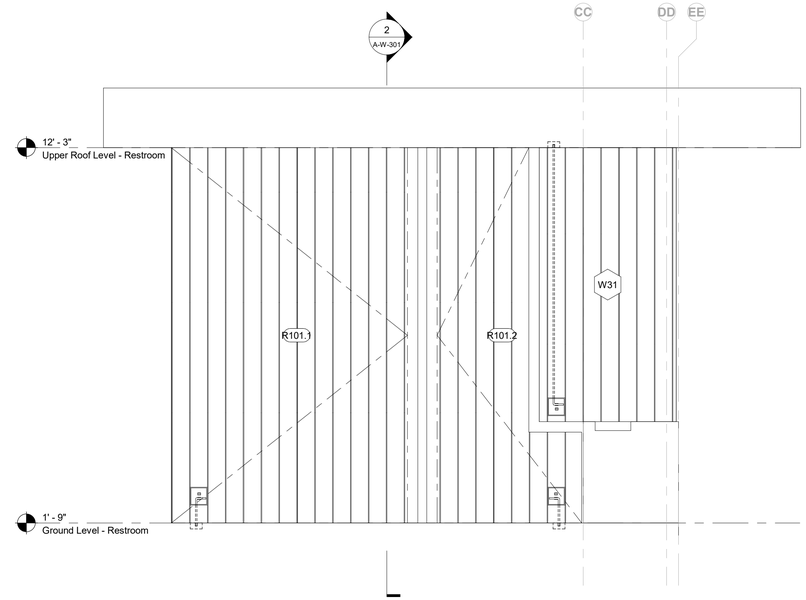

3 West Elevation - Restroom West Entry
1/2" = 1'-0"

Keynote Legend

Key Value	*Keynote Text*

Owner
Storm King Art Center
1 Museum Road
New Windsor, NY 12553
+1 (845) 534-3115

Design Architect
heneghan peng architects
14-16 Lord Edward Street
Dublin, D02 YC63
+353 1 633 9000

Executive Architect
WXY Architecture + Urban Design
224 Centre Street, 5th Floor
New York, NY 10013
+1 (212) 219-1953

Landscape Architect
Gustafson Porter + Bowman
1 Cobham Mews
London, MW1 9SB
+44 020 7284 8950

Reed Hilderbrand LLC
33 Whitney Avenue, 3rd Floor
New Haven, CT 06510
+1 (617) 923-2422

Structural & Lighting
ARUP
77 Water Street
New York, NY 10005
+1 (212) 896-3000

MEPF & IT
BuroHappold
100 Broadway #23
New York, NY 10005
+1 (212) 616-0228

Civil
VHB
100 Great Oaks Blvd., Suite 118
Albany, NY 12203
+1 (518) 389-3606

AV & Acoustics
LSTN Consultants
76 Beaver Street, 2nd Floor
New York, NY 10005
+1 (347) 788-0810

Facade
Front Inc.
100 E. Broadway Street, #501
New York, NY 10002
+1 (212) 242-2220

Key Plan

Description	Date
Filing Set	06/17/22

Project

Storm King Art Center

Welcome Pavilions

Seal

NOT FOR CONSTRUCTION

Drawing Title

Restroom - Building Elevations - Enlarged

Date	06/17/22
Scale	1/2" = 1'-0"
Drawing Number	A-W-202
Sheet Size	ARCH D

1 North Elevation - Ticketing
1/4" = 1'-0"

2 South Elevation - Ticketing
1/4" = 1'-0"

Keynote Legend

Key Value	*Keynote Text*
07-71-00.B	Snow Guard
07-71-00.C1	Gutters

Owner
Storm King Art Center
1 Museum Road
New Windsor, NY 12553
+1 (845) 534-3115

Design Architect
heneghan peng architects
14-16 Lord Edward Street
Dublin, D02 YC63
+353 1 633 9000

Executive Architect
WXY Architecture + Urban Design
224 Centre Street, 5th Floor
New York, NY 10013
+1 (212) 219-1953

Landscape Architect
Gustafson Porter + Bowman
1 Cobham Mews
London, MW1 9SB
+44 020 7284 8950

Reed Hilderbrand LLC
33 Whitney Avenue, 3rd Floor
New Haven, CT 06510
+1 (617) 923-2422

Structural & Lighting
ARUP
77 Water Street
New York, NY 10005
+1 (212) 896-3000

MEPF & IT
BuroHappold
100 Broadway #23
New York, NY 10005
+1 (212) 616-0228

Civil
VHB
100 Great Oaks Blvd., Suite 118
Albany, NY 12203
+1 (518) 389-3606

AV & Acoustics
LSTN Consultants
76 Beaver Street, 2nd Floor
New York, NY 10005
+1 (347) 788-0810

Facade
Front Inc.
100 E. Broadway Street, #501
New York, NY 10002
+1 (212) 242-2220

Key Plan

Description	Date
Filing Set	06/17/22

Project

Storm King Art Center

Welcome Pavilions

Seal

NOT FOR CONSTRUCTION

Drawing Title

Ticketing - Building Elevations - Overall

Date	06/17/22
Scale	1/4" = 1'-0"
Drawing Number	A-W-211
Sheet Size	ARCH D

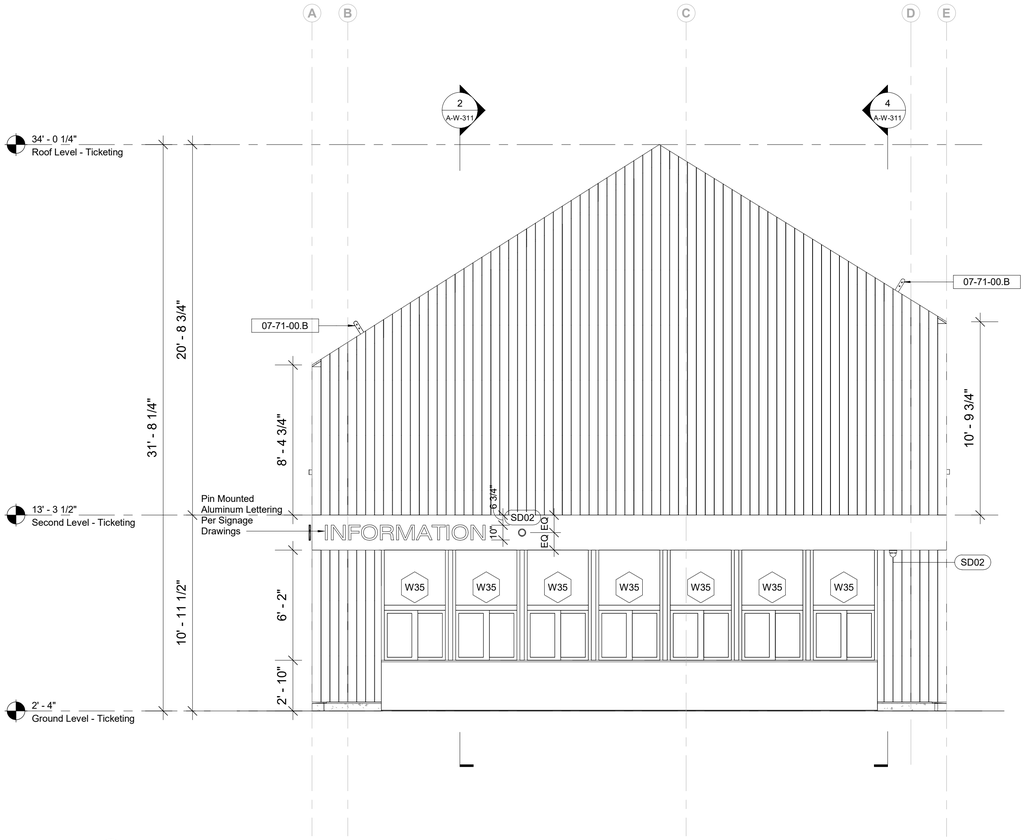

1 West Elevation - Ticketing
1/4" = 1'-0"

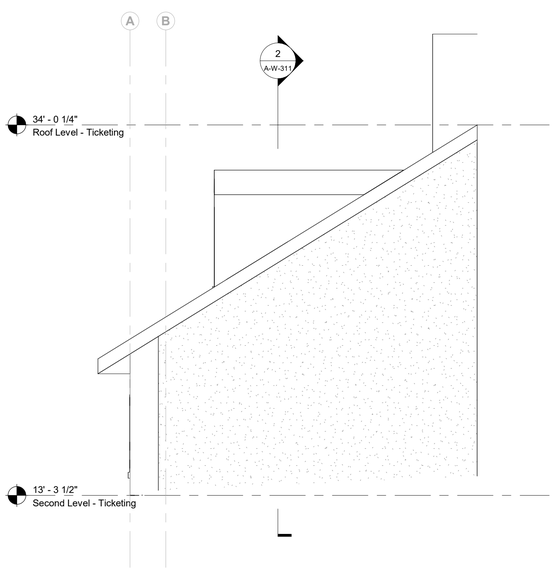

3 East Elevation - Lower Roof Alcove
1/4" = 1'-0"

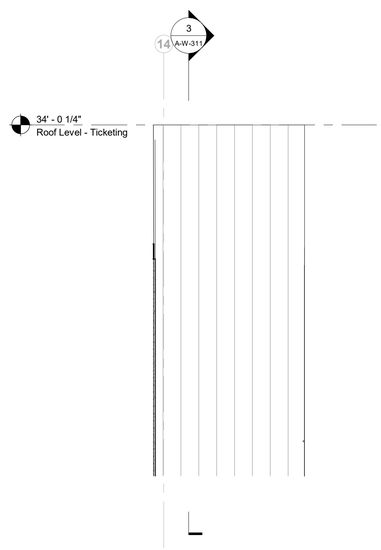

4 North Elevation - Lower Roof Alcove
1/4" = 1'-0"

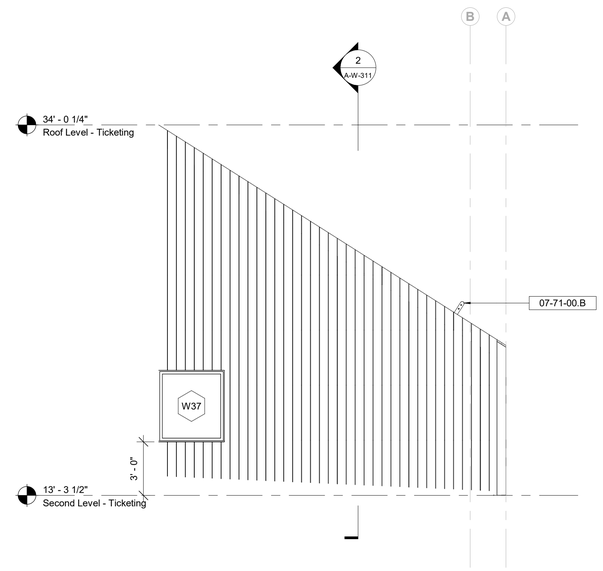

5 West Elevation - Lower Roof Alcove
1/4" = 1'-0"

Keynote Legend

Key Value	*Keynote Text*
07-71-00.B	Snow Guard

Owner
Storm King Art Center
1 Museum Road
New Windsor, NY 12553
+1 (845) 534-3115

Design Architect
heneghan peng architects
14-16 Lord Edward Street
Dublin, D02 YC63
+353 1 633 9000

Executive Architect
WXY Architecture + Urban Design
224 Centre Street, 5th Floor
New York, NY 10013
+1 (212) 219-1953

Landscape Architect
Gustafson Porter + Bowman
1 Cobham Mews
London, MW1 9SB
+44 020 7284 8950

Reed Hilderbrand LLC
33 Whitney Avenue, 3rd Floor
New Haven, CT 06510
+1 (617) 923-2422

Structural & Lighting
ARUP
77 Water Street
New York, NY 10005
+1 (212) 896-3000

MEPF & IT
BuroHappold
100 Broadway #23
New York, NY 10005
+1 (212) 616-0228

Civil
VHB
100 Great Oaks Blvd., Suite 118
Albany, NY 12203
+1 (518) 389-3606

AV & Acoustics
LSTN Consultants
76 Beaver Street, 2nd Floor
New York, NY 10005
+1 (347) 788-0810

Facade
Front Inc.
100 E. Broadway Street, #501
New York, NY 10002
+1 (212) 242-2220

Key Plan

Description	Date
Filing Set	06/17/22

Project

Storm King Art Center

Welcome Pavilions

Seal

NOT FOR CONSTRUCTION

Drawing Title

Ticketing - Building Elevations - Overall

Date	06/17/22
Scale	1/4" = 1'-0"
Drawing Number	A-W-212
Sheet Size	ARCH D

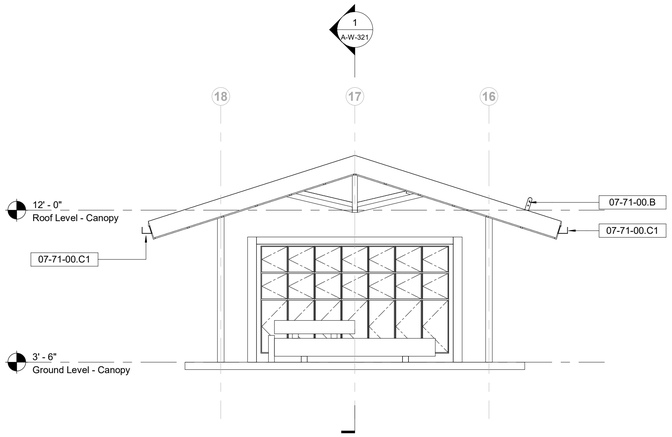

1 North Elevation - Canopy
1/4" = 1'-0"

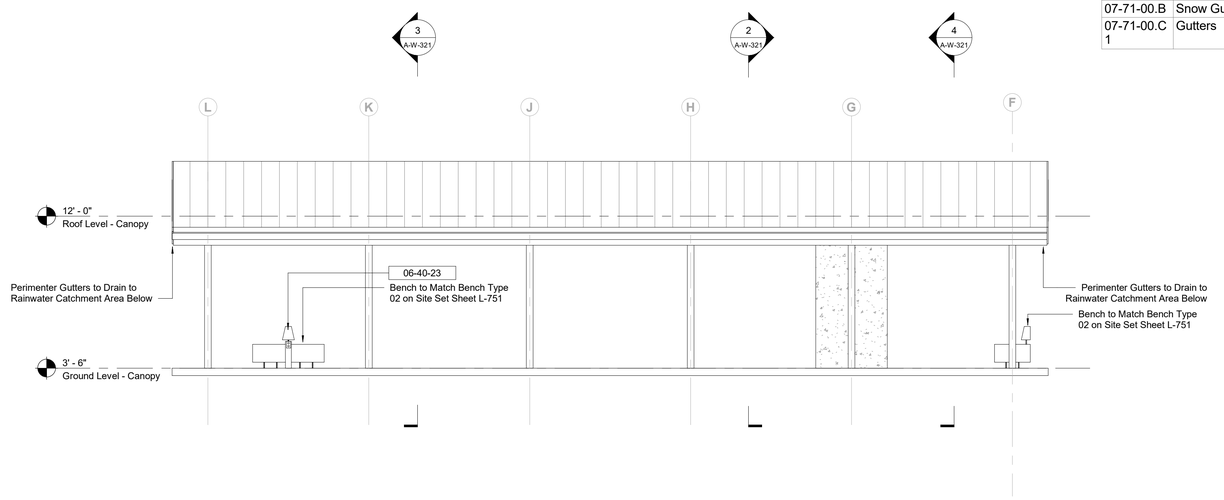

2 East Elevation - Canopy
1/4" = 1'-0"

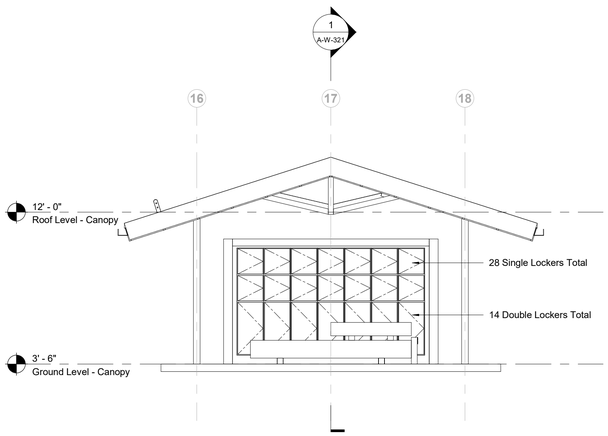

3 South Elevation - Canopy
1/4" = 1'-0"

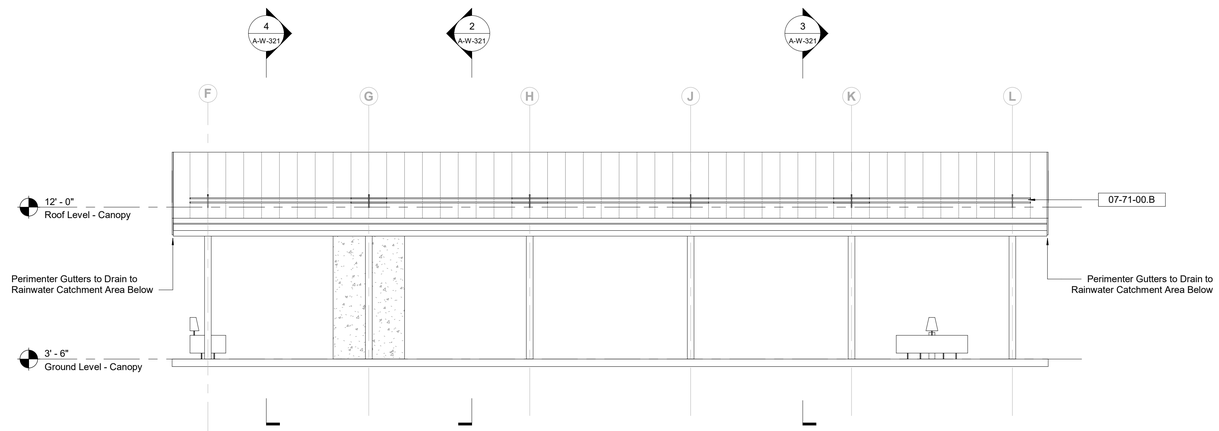

4 West Elevation - Canopy
1/4" = 1'-0"

Keynote Legend

Key Value	*Keynote Text*
06-40-23	Architectural Woodwork
07-71-00.B	Snow Guard
07-71-00.C1	Gutters

Owner
Storm King Art Center
1 Museum Road
New Windsor, NY 12553
+1 (845) 534-3115

Design Architect
heneghan peng architects
14-16 Lord Edward Street
Dublin, D02 YC63
+353 1 633 9000

Executive Architect
WXY Architecture + Urban Design
224 Centre Street, 5th Floor
New York, NY 10013
+1 (212) 219-1953

Landscape Architect
Gustafson Porter + Bowman
1 Cobham Mews
London, MW1 9SB
+44 020 7284 8950

Reed Hilderbrand LLC
33 Whitney Avenue, 3rd Floor
New Haven, CT 06510
+1 (617) 923-2422

Structural & Lighting
ARUP
77 Water Street
New York, NY 10005
+1 (212) 896-3000

MEPF & IT
BuroHappold
100 Broadway #23
New York, NY 10005
+1 (212) 616-0228

Civil
VHB
100 Great Oaks Blvd., Suite 118
Albany, NY 12203
+1 (518) 389-3606

AV & Acoustics
LSTN Consultants
76 Beaver Street, 2nd Floor
New York, NY 10005
+1 (347) 788-0810

Facade
Front Inc.
100 E. Broadway Street, #501
New York, NY 10002
+1 (212) 242-2220

Key Plan

Description	Date
Filing Set	06/17/22

Project

Storm King Art Center

Welcome Pavilions

Seal

NOT FOR CONSTRUCTION

Drawing Title

Canopy - Building Elevations - Overall

Date	06/17/22
Scale	1/4" = 1'-0"
Drawing Number	A-W-221
Sheet Size	ARCH D

Keynote Legend

Key Value	Keynote Text

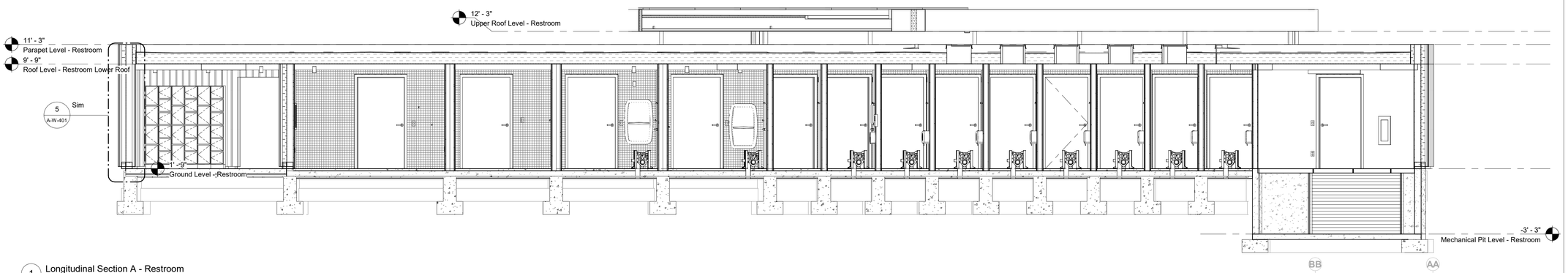

1 Longitudinal Section A - Restroom
1/4" = 1'-0"

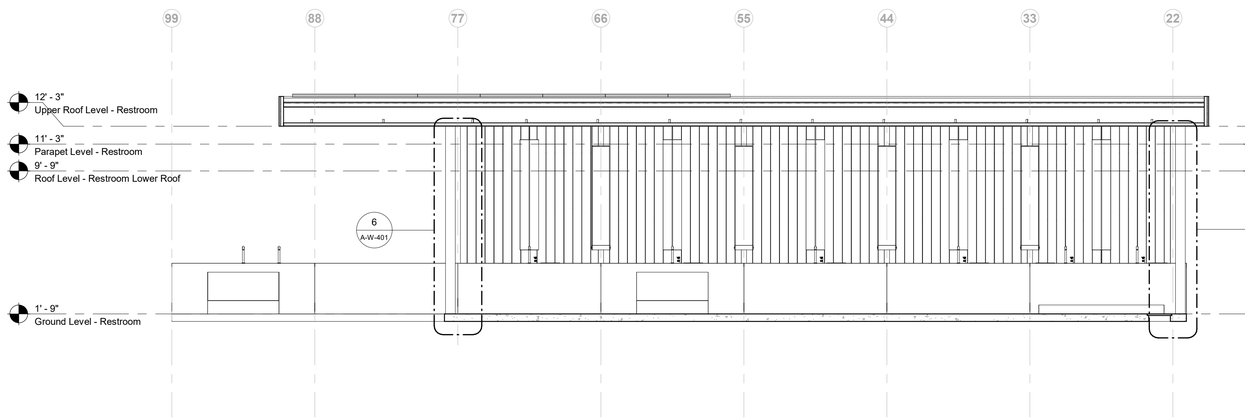

2 Longitudinal Section B - Restroom
1/4" = 1'-0"

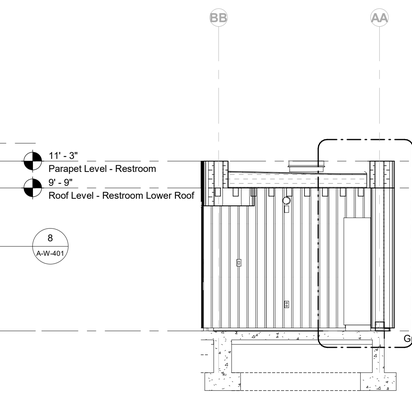

3 Transverse Section A - Restroom
1/4" = 1'-0"

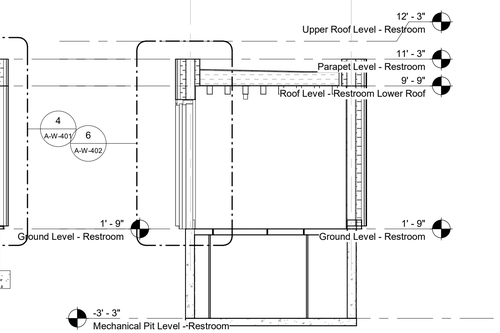

7 Transverse Section E - Restroom
1/4" = 1'-0"

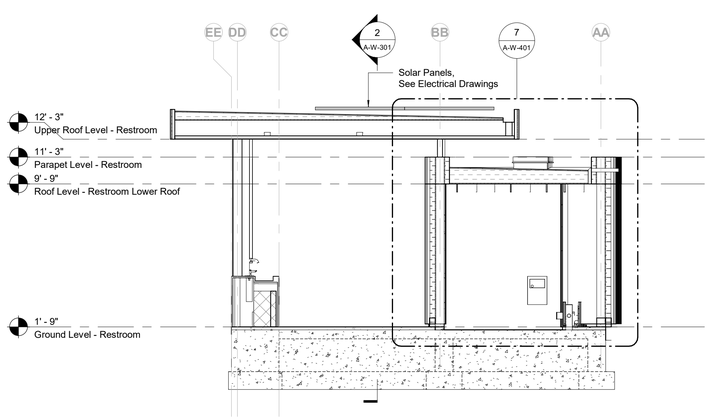

4 Transverse Section B - Restroom
1/4" = 1'-0"

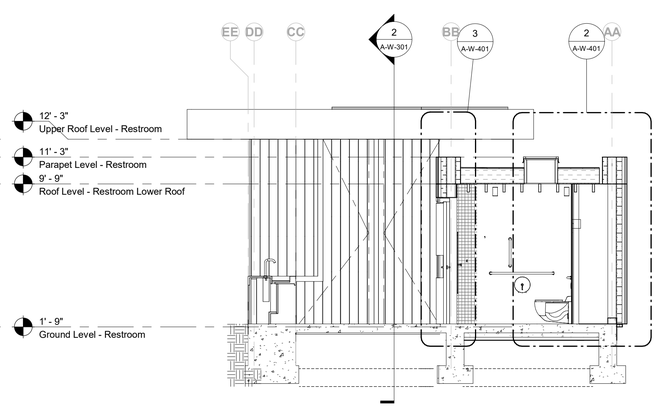

5 Transverse Section C - Restroom
1/4" = 1'-0"

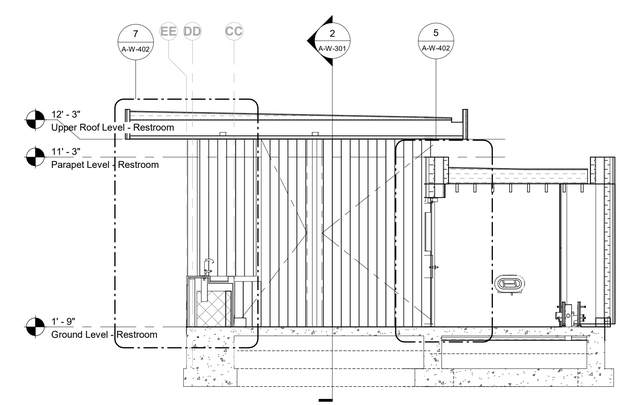

6 Transverse Section D - Restroom
1/4" = 1'-0"

Owner
Storm King Art Center
1 Museum Road
New Windsor, NY 12553
+1 (845) 534-3115

Design Architect
heneghan peng architects
14-16 Lord Edward Street
Dublin, D02 YC63
+353 1 633 9000

Executive Architect
WXY Architecture + Urban Design
224 Centre Street, 5th Floor
New York, NY 10013
+1 (212) 219-1953

Landscape Architect
Gustafson Porter + Bowman
1 Cobham Mews
London, MW1 9SB
+44 020 7284 8950

Reed Hilderbrand LLC
33 Whitney Avenue, 3rd Floor
New Haven, CT 06510
+1 (617) 923-2422

Structural & Lighting
ARUP
77 Water Street
New York, NY 10005
+1 (212) 896-3000

MEPF & IT
BuroHappold
100 Broadway #23
New York, NY 10005
+1 (212) 616-0228

Civil
VHB
100 Great Oaks Blvd., Suite 118
Albany, NY 12203
+1 (518) 389-3606

AV & Acoustics
LSTN Consultants
76 Beaver Street, 2nd Floor
New York, NY 10005
+1 (347) 788-0810

Facade
Front Inc.
100 E. Broadway Street, #501
New York, NY 10002
+1 (212) 242-2220

Key Plan

Description	Date
Filing Set	06/17/22

Project

Storm King Art Center

Welcome Pavilions

Seal

NOT FOR CONSTRUCTION

Drawing Title

Restroom - Building Sections

Date	06/17/22
Scale	1/4" = 1'-0"
Drawing Number	A-W-301
Sheet Size	ARCH D

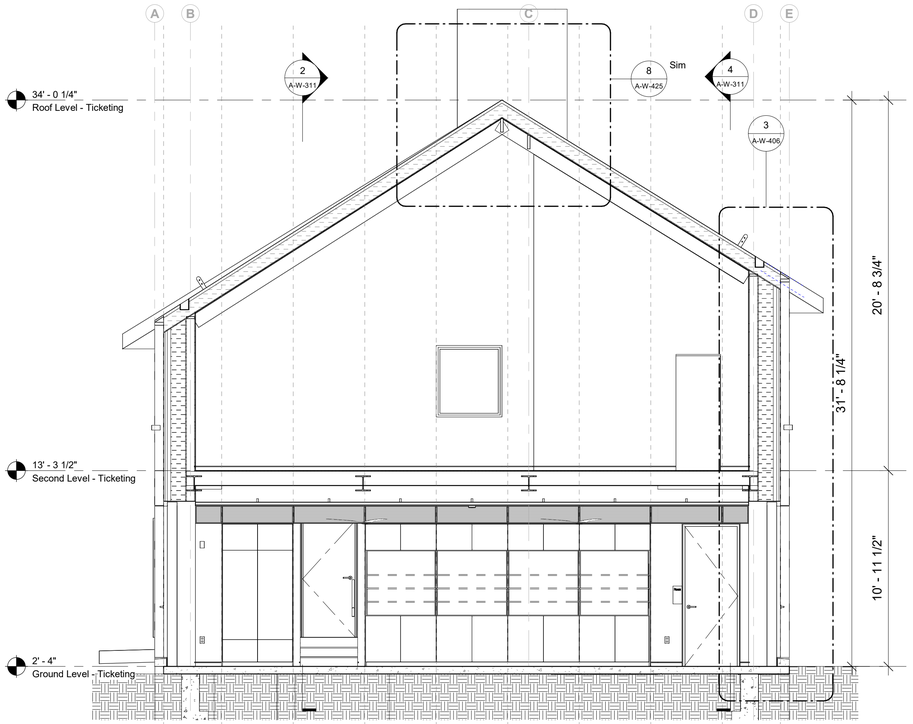

1 Longitudinal Section A - Ticketing
1/4" = 1'-0"

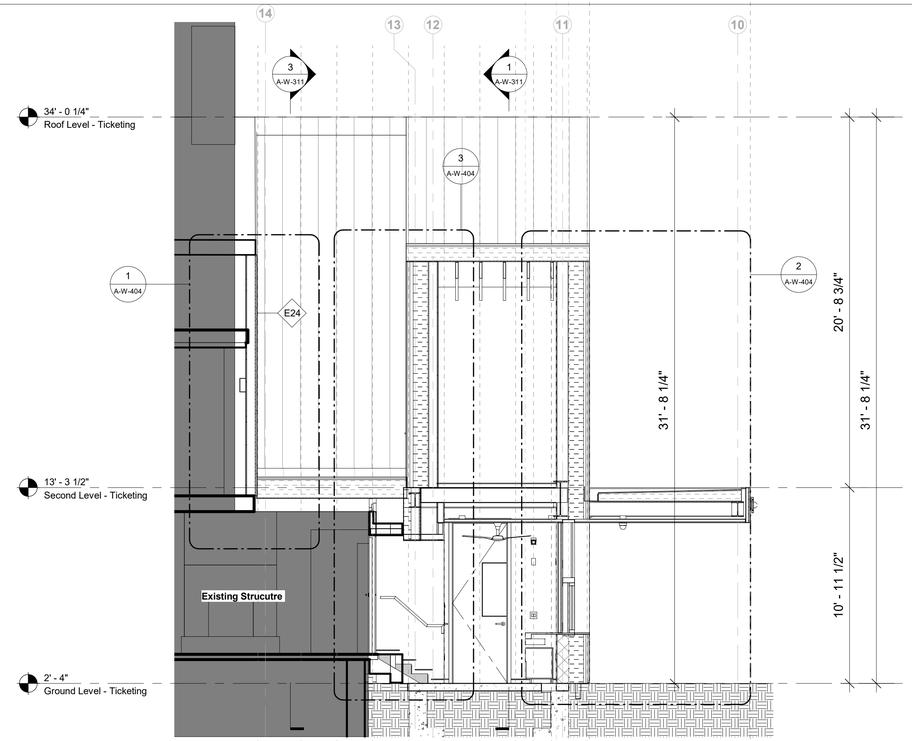

2 Transverse Section A - Ticketing
1/4" = 1'-0"

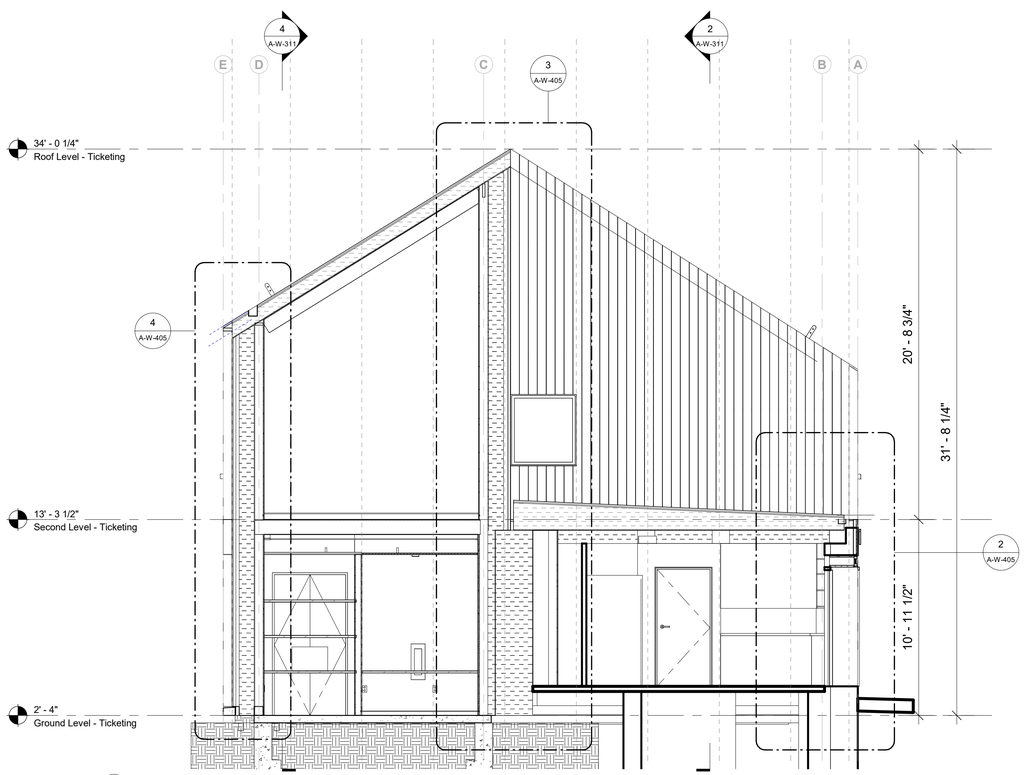

3 Longitudinal Section B - Ticketing
1/4" = 1'-0"

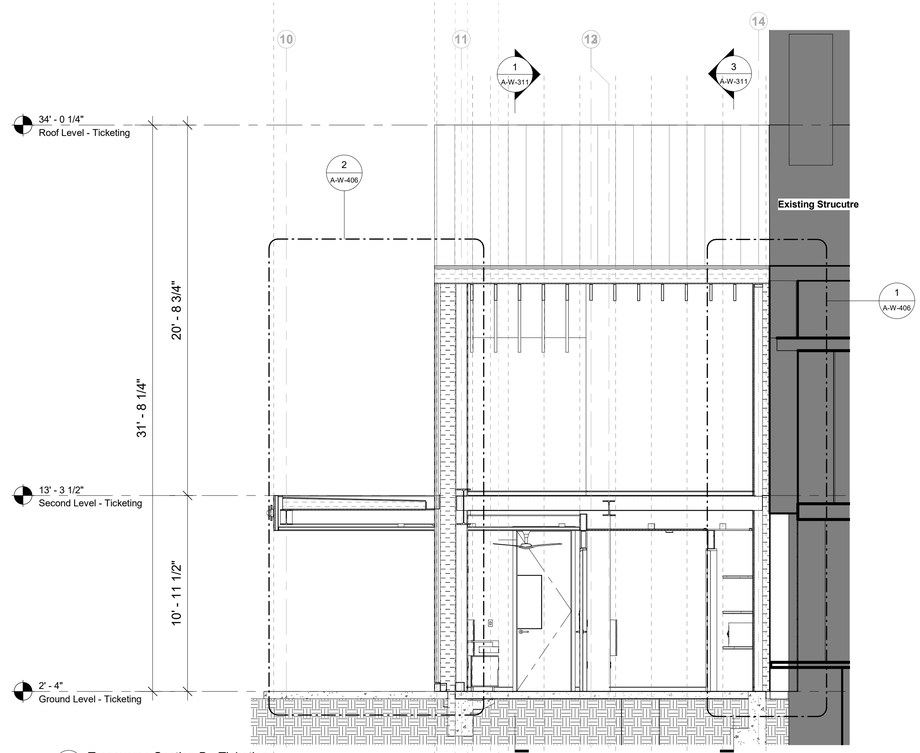

4 Transverse Section B - Ticketing
1/4" = 1'-0"

Keynote Legend

Key Value	Keynote Text

Owner
Storm King Art Center
1 Museum Road
New Windsor, NY 12553
+1 (845) 534-3115

Design Architect
heneghan peng architects
14-16 Lord Edward Street
Dublin, D02 YC63
+353 1 633 9000

Executive Architect
WXY Architecture + Urban Design
224 Centre Street, 5th Floor
New York, NY 10013
+1 (212) 219-1953

Landscape Architect
Gustafson Porter + Bowman
1 Cobham Mews
London, MW1 9SB
+44 020 7284 8950

Reed Hilderbrand LLC
33 Whitney Avenue, 3rd Floor
New Haven, CT 06510
+1 (617) 923-2422

Structural & Lighting
ARUP
77 Water Street
New York, NY 10005
+1 (212) 896-3000

MEPF & IT
BuroHappold
100 Broadway #23
New York, NY 10005
+1 (212) 616-0228

Civil
VHB
100 Great Oaks Blvd., Suite 118
Albany, NY 12203
+1 (518) 389-3606

AV & Acoustics
LSTN Consultants
76 Beaver Street, 2nd Floor
New York, NY 10005
+1 (347) 788-0810

Facade
Front Inc.
100 E. Broadway Street, #501
New York, NY 10002
+1 (212) 242-2220

Key Plan

Description	Date
Filing Set	06/17/22

Project

Storm King Art Center
Welcome Pavilions

Seal

NOT FOR CONSTRUCTION

Drawing Title

Ticketing - Building Sections

Date	06/17/22
Scale	1/4" = 1'-0"
Drawing Number	A-W-311
Sheet Size	ARCH D

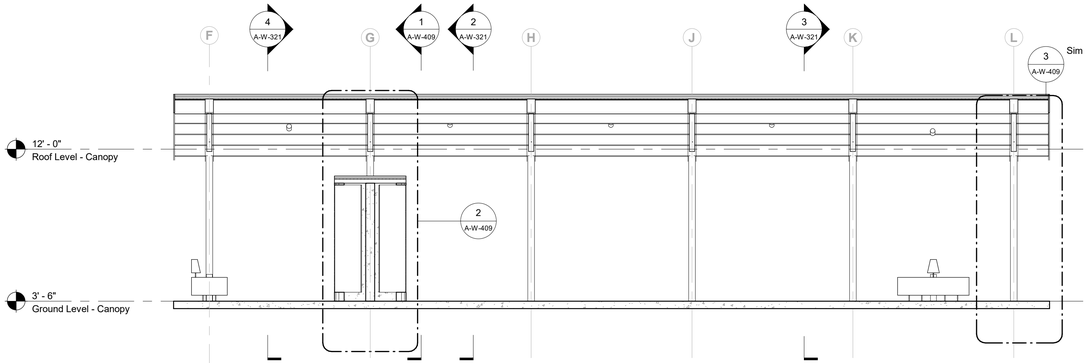

1 Longitudinal Section A - Canopy
1/4" = 1'-0"

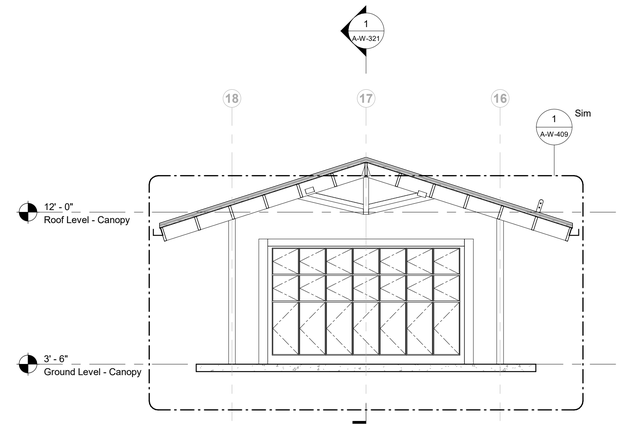

4 Transverse Section C - Canopy
1/4" = 1'-0"

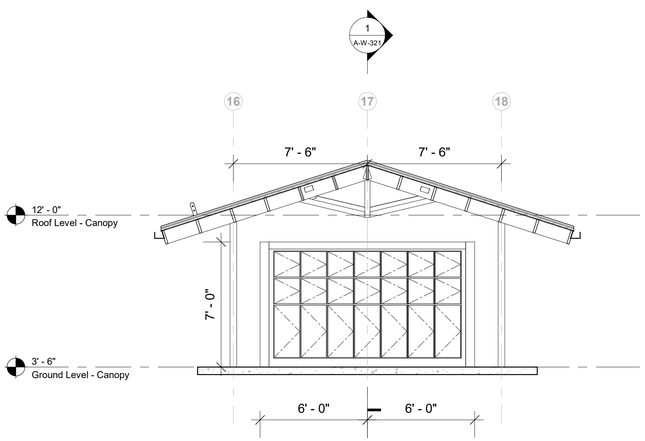

2 Transverse Section A - Canopy
1/4" = 1'-0"

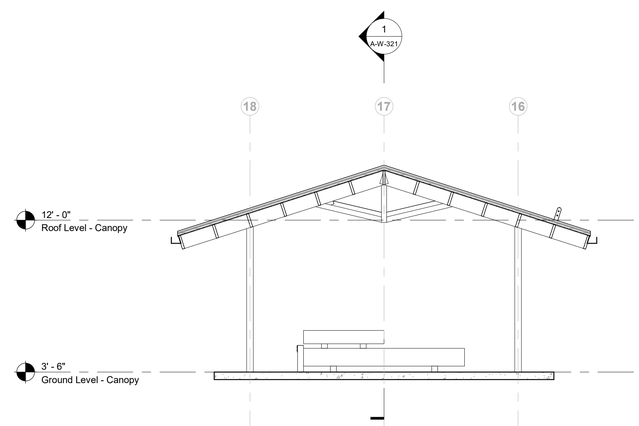

3 Transverse Section B - Canopy
1/4" = 1'-0"

Keynote Legend

Key Value	Keynote Text

Owner
Storm King Art Center
1 Museum Road
New Windsor, NY 12553
+1 (845) 534-3115

Design Architect
heneghan peng architects
14-16 Lord Edward Street
Dublin, D02 YC63
+353 1 633 9000

Executive Architect
WXY Architecture + Urban Design
224 Centre Street, 5th Floor
New York, NY 10013
+1 (212) 219-1953

Landscape Architect
Gustafson Porter + Bowman
1 Cobham Mews
London, MW1 9SB
+44 020 7284 8950

Reed Hilderbrand LLC
33 Whitney Avenue, 3rd Floor
New Haven, CT 06510
+1 (617) 923-2422

Structural & Lighting
ARUP
77 Water Street
New York, NY 10005
+1 (212) 896-3000

MEPF & IT
BuroHappold
100 Broadway #23
New York, NY 10005
+1 (212) 616-0228

Civil
VHB
100 Great Oaks Blvd., Suite 118
Albany, NY 12203
+1 (518) 389-3606

AV & Acoustics
LSTN Consultants
76 Beaver Street, 2nd Floor
New York, NY 10005
+1 (347) 788-0810

Facade
Front Inc.
100 E. Broadway Street, #501
New York, NY 10002
+1 (212) 242-2220

Key Plan

Description	Date
Filing Set	06/17/22

Project

Storm King Art Center

Welcome Pavilions

Seal

NOT FOR CONSTRUCTION

Drawing Title

Canopy - Building Sections

Date	06/17/22
Scale	1/4" = 1'-0"
Drawing Number	A-W-321
Sheet Size	ARCH D

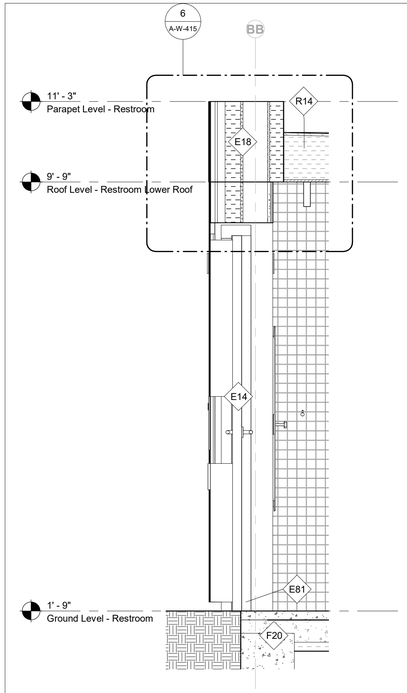

3 Transverse Section B - Restroom - Callout 2
3/4" = 1'-0"

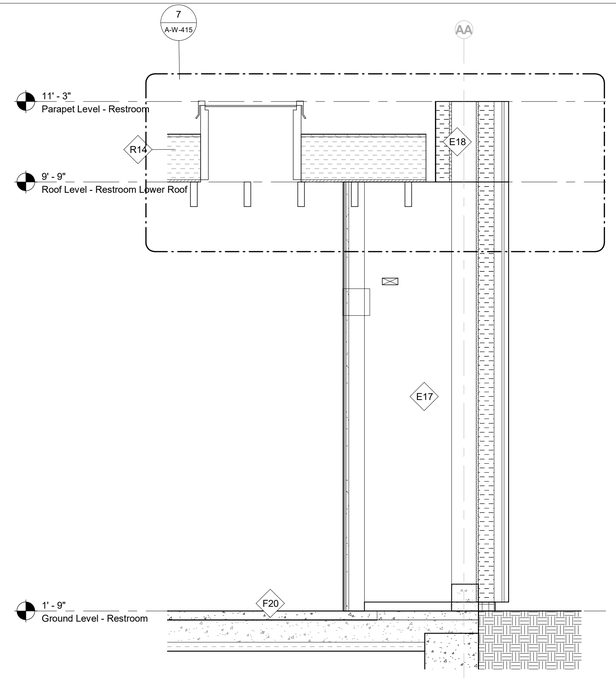

2 Transverse Section B - Restroom - Callout 1
3/4" = 1'-0"

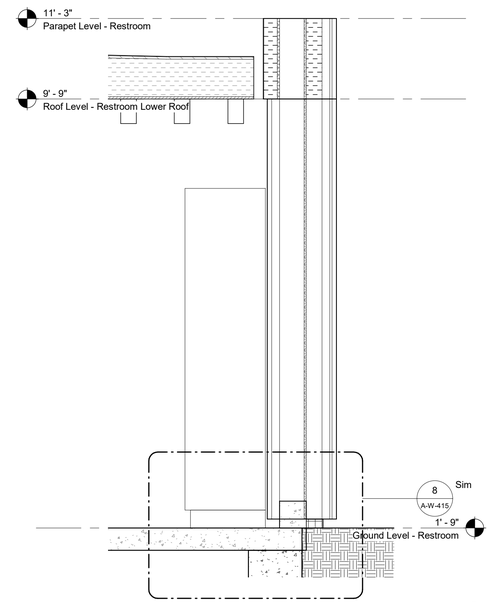

4 Transverse Section C - Restroom - Callout 1
3/4" = 1'-0"

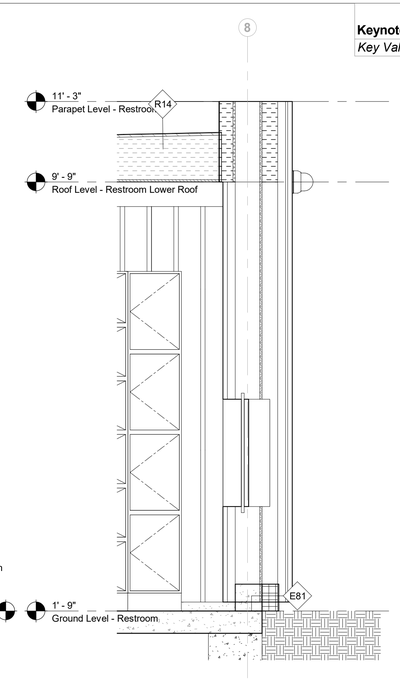

5 Longitudinal Section A - Restroom - Locker Screen
3/4" = 1'-0"

Keynote Legend

Key Value	Keynote Text

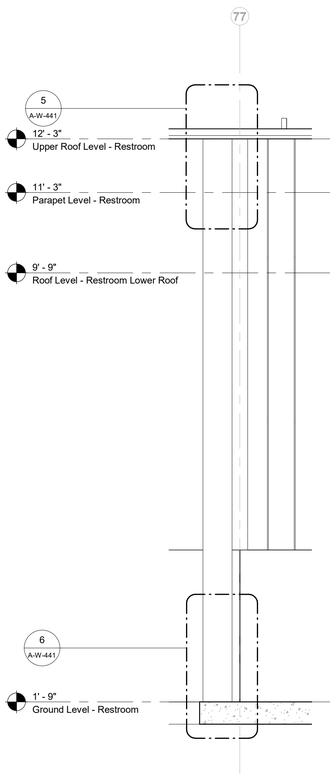

6 Longitudinal Section B - Restroom - Callout 1
3/4" = 1'-0"

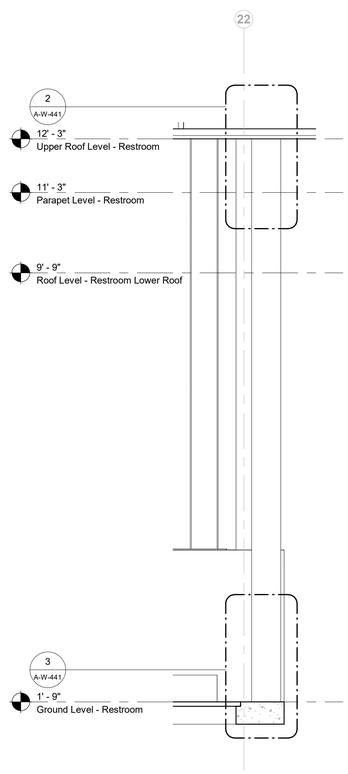

8 Longitudinal Section B - Restroom - Callout 2
3/4" = 1'-0"

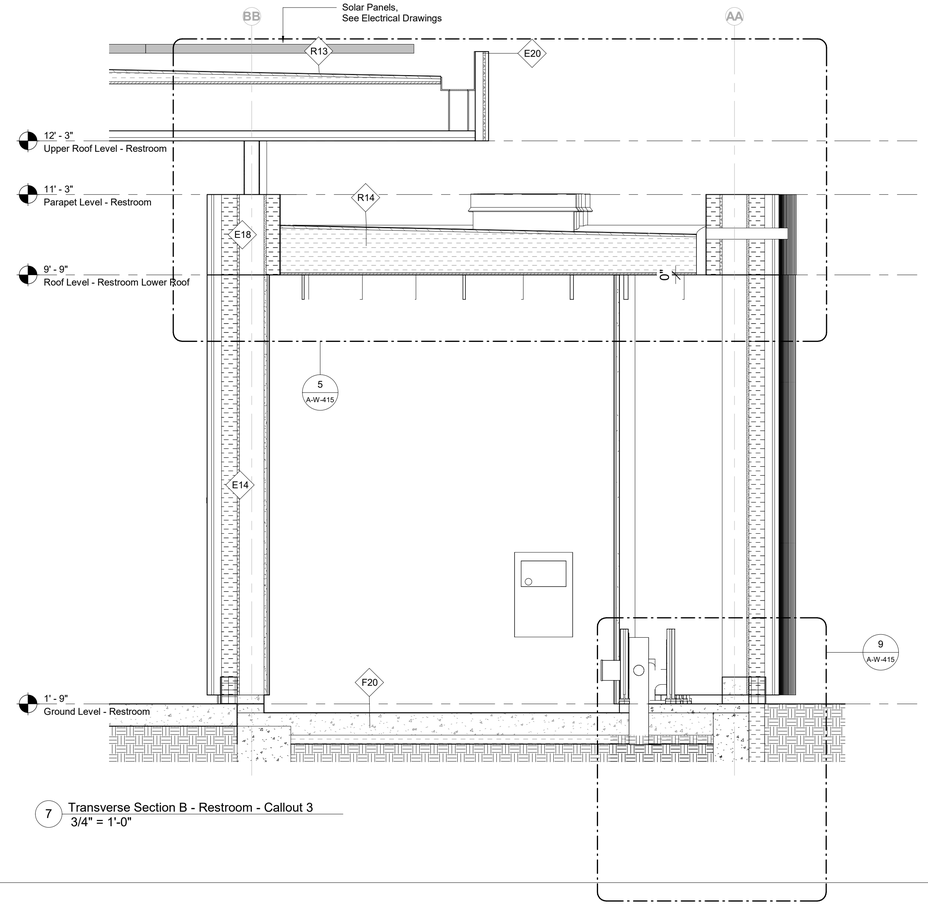

7 Transverse Section B - Restroom - Callout 3
3/4" = 1'-0"

Owner
Storm King Art Center
1 Museum Road
New Windsor, NY 12553
+1 (845) 534-3115

Design Architect
heneghan peng architects
14-16 Lord Edward Street
Dublin, D02 YC63
+353 1 633 9000

Executive Architect
WXY Architecture + Urban Design
224 Centre Street, 5th Floor
New York, NY 10013
+1 (212) 219-1953

Landscape Architect
Gustafson Porter + Bowman
1 Cobham Mews
London, MW1 9SB
+44 020 7284 8950

Reed Hilderbrand LLC
33 Whitney Avenue, 3rd Floor
New Haven, CT 06510
+1 (617) 923-2422

Structural & Lighting
ARUP
77 Water Street
New York, NY 10005
+1 (212) 896-3000

MEPF & IT
BuroHappold
100 Broadway #23
New York, NY 10005
+1 (212) 616-0228

Civil
VHB
100 Great Oaks Blvd., Suite 118
Albany, NY 12203
+1 (518) 389-3606

AV & Acoustics
LSTN Consultants
76 Beaver Street, 2nd Floor
New York, NY 10005
+1 (347) 788-0810

Facade
Front Inc.
100 E. Broadway Street, #501
New York, NY 10002
+1 (212) 242-2220

Key Plan

Description	Date
Filing Set	06/17/22

Project

Storm King Art Center

Welcome Pavilions

Seal

NOT FOR CONSTRUCTION

Drawing Title

Restroom - Wall Sections

Date	06/17/22
Scale	3/4" = 1'-0"
Drawing Number	A-W-401
Sheet Size	ARCH D

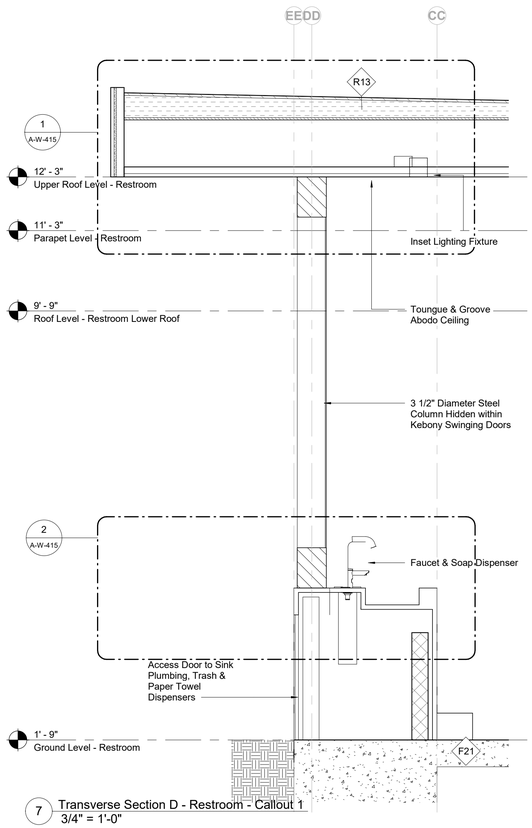

7 Transverse Section D - Restroom - Callout 1
3/4" = 1'-0"

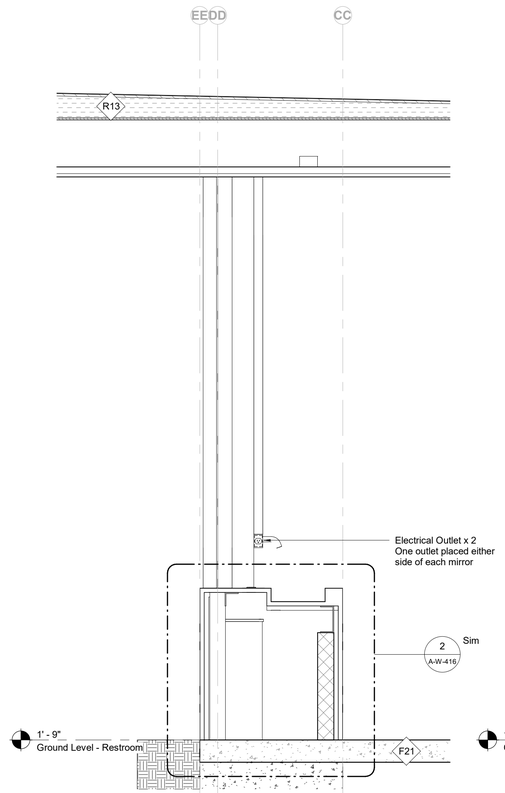

1 Transverse Section A - Sink Drain
3/4" = 1'-0"

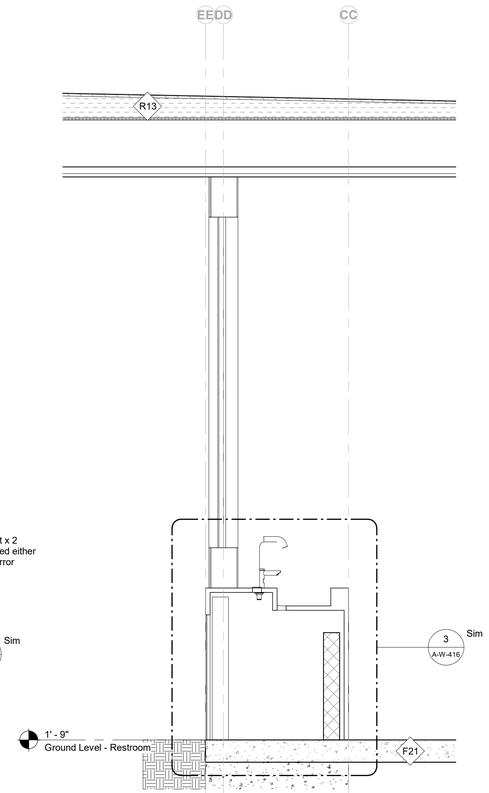

2 Transverse Section B - Sink Service Access
3/4" = 1'-0"

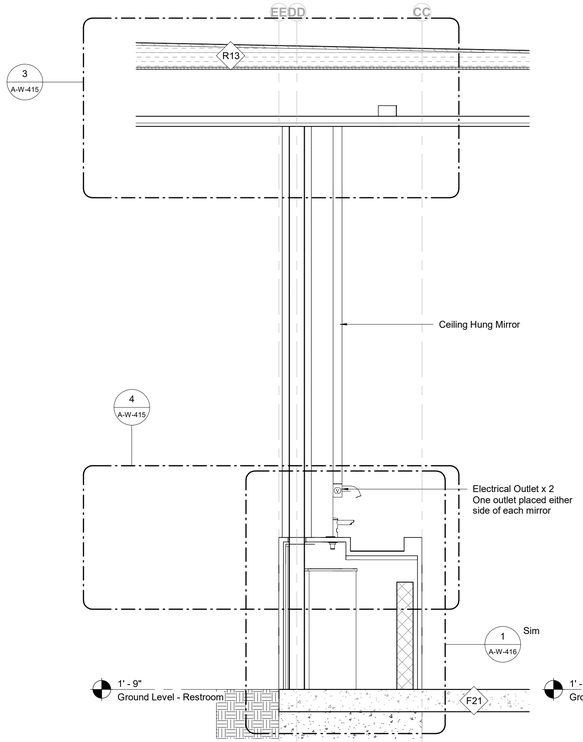

3 Transverse Section C - Sink Basin
3/4" = 1'-0"

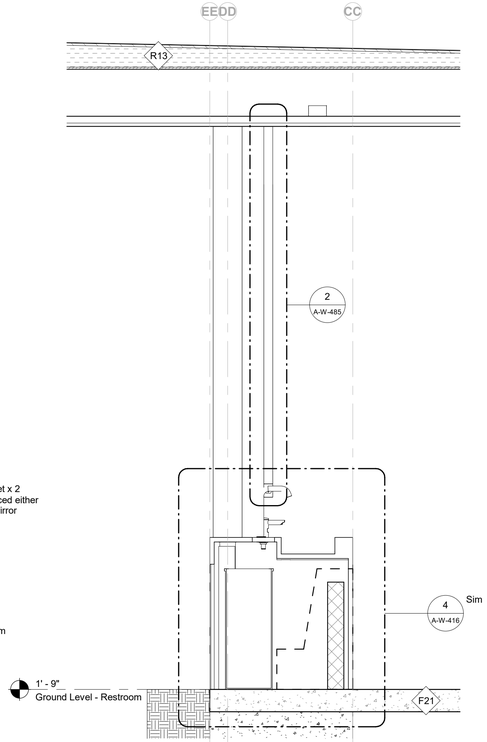

4 Transverse Section D - Sink ADA Access
3/4" = 1'-0"

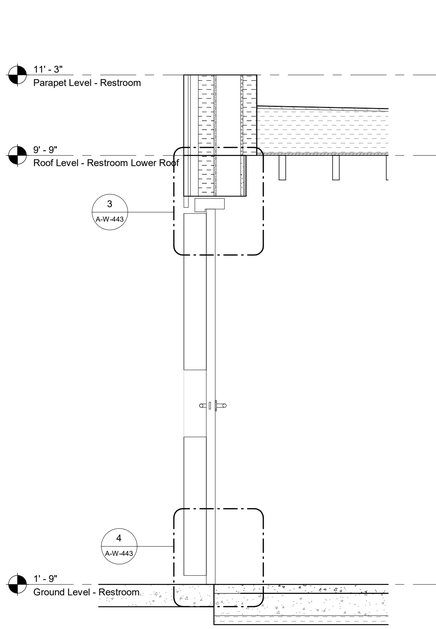

5 Transverse Section D - Restroom - Inward Opening Door
3/4" = 1'-0"

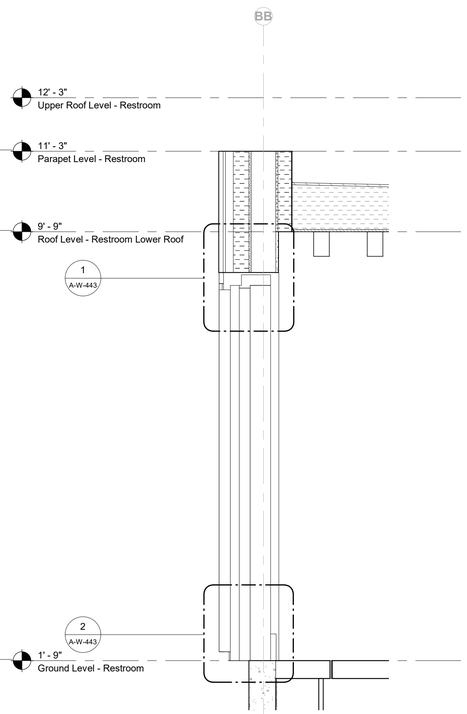

6 Transverse Section E - Restroom - Outward Opening Door
3/4" = 1'-0"

Keynote Legend

Key Value	Keynote Text

Owner
Storm King Art Center
1 Museum Road
New Windsor, NY 12553
+1 (845) 534-3115

Design Architect
heneghan peng architects
14-16 Lord Edward Street
Dublin, D02 YC63
+353 1 633 9000

Executive Architect
WXY Architecture + Urban Design
224 Centre Street, 5th Floor
New York, NY 10013
+1 (212) 219-1953

Landscape Architect
Gustafson Porter + Bowman
1 Cobham Mews
London, MW1 9SB
+44 020 7284 8950

Reed Hilderbrand LLC
33 Whitney Avenue, 3rd Floor
New Haven, CT 06510
+1 (617) 923-2422

Structural & Lighting
ARUP
77 Water Street
New York, NY 10005
+1 (212) 896-3000

MEPF & IT
BuroHappold
100 Broadway #23
New York, NY 10005
+1 (212) 616-0228

Civil
VHB
100 Great Oaks Blvd., Suite 118
Albany, NY 12203
+1 (518) 389-3606

AV & Acoustics
LSTN Consultants
76 Beaver Street, 2nd Floor
New York, NY 10005
+1 (347) 788-0810

Facade
Front Inc.
100 E. Broadway Street, #501
New York, NY 10002
+1 (212) 242-2220

Key Plan

Description	Date
Filing Set	06/17/22

Project

Storm King Art Center
Welcome Pavilions

Seal

NOT FOR CONSTRUCTION

Drawing Title

Restroom - Wall Sections

Date	06/17/22
Scale	3/4" = 1'-0"
Drawing Number	A-W-402
Sheet Size	ARCH D

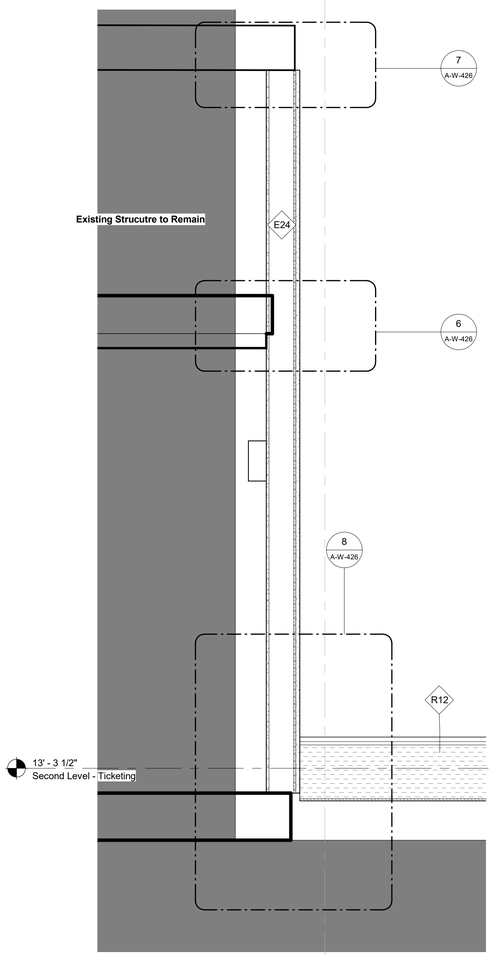

1 Transverse Section A - Ticketing - Callout 4
3/4" = 1'-0"

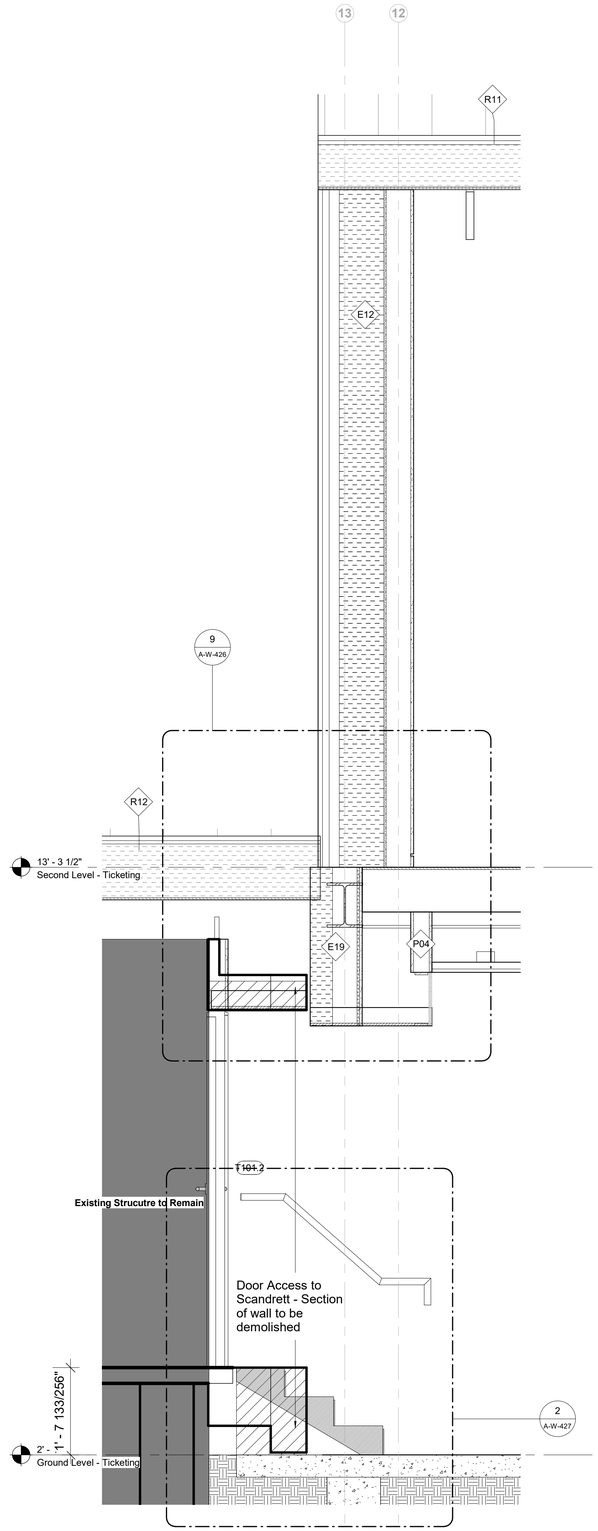

3 Transverse Section A - Ticketing - Callout 3
3/4" = 1'-0"

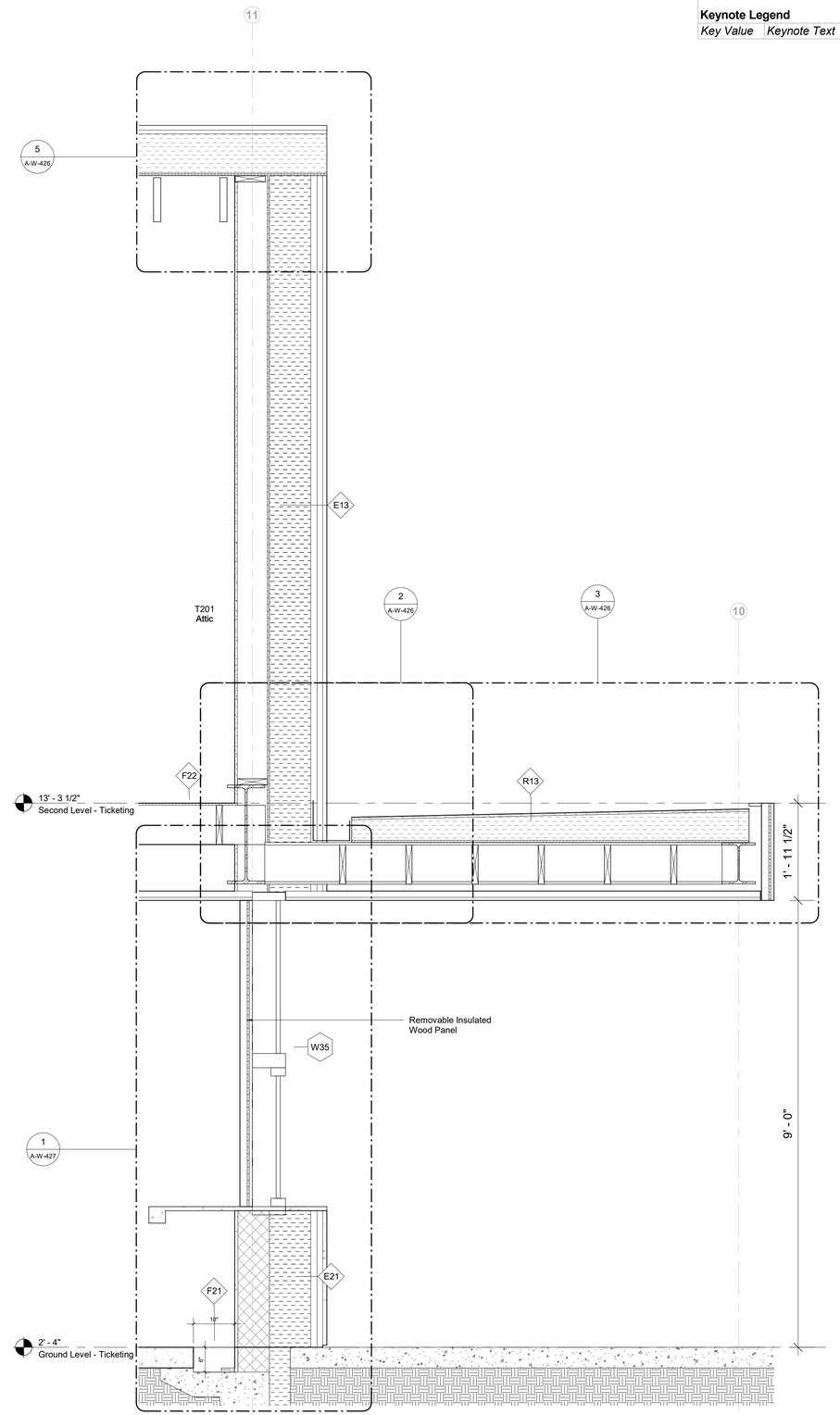

2 Transverse Section A - Ticketing - Callout 2
3/4" = 1'-0"

Keynote Legend

Key Value	Keynote Text

Owner
Storm King Art Center
1 Museum Road
New Windsor, NY 12553
+1 (845) 534-3115

Design Architect
heneghan peng architects
14-16 Lord Edward Street
Dublin, D02 YC63
+353 1 633 9000

Executive Architect
WXY Architecture + Urban Design
224 Centre Street, 5th Floor
New York, NY 10013
+1 (212) 219-1953

Landscape Architect
Gustafson Porter + Bowman
1 Cobham Mews
London, MW1 9SB
+44 020 7284 8950

Reed Hilderbrand LLC
33 Whitney Avenue, 3rd Floor
New Haven, CT 06510
+1 (617) 923-2422

Structural & Lighting
ARUP
77 Water Street
New York, NY 10005
+1 (212) 896-3000

MEPF & IT
BuroHappold
100 Broadway #23
New York, NY 10005
+1 (212) 616-0228

Civil
VHB
100 Great Oaks Blvd., Suite 118
Albany, NY 12203
+1 (518) 389-3606

AV & Acoustics
LSTN Consultants
76 Beaver Street, 2nd Floor
New York, NY 10005
+1 (347) 788-0810

Facade
Front Inc.
100 E. Broadway Street, #501
New York, NY 10002
+1 (212) 242-2220

Key Plan

Description	Date
Filing Set	06/17/22

Project

Storm King Art Center
Welcome Pavilions

Seal

NOT FOR CONSTRUCTION

Drawing Title

Ticketing - Wall Sections

Date	06/17/22
Scale	3/4" = 1'-0"
Drawing Number	A-W-404
Sheet Size	ARCH D

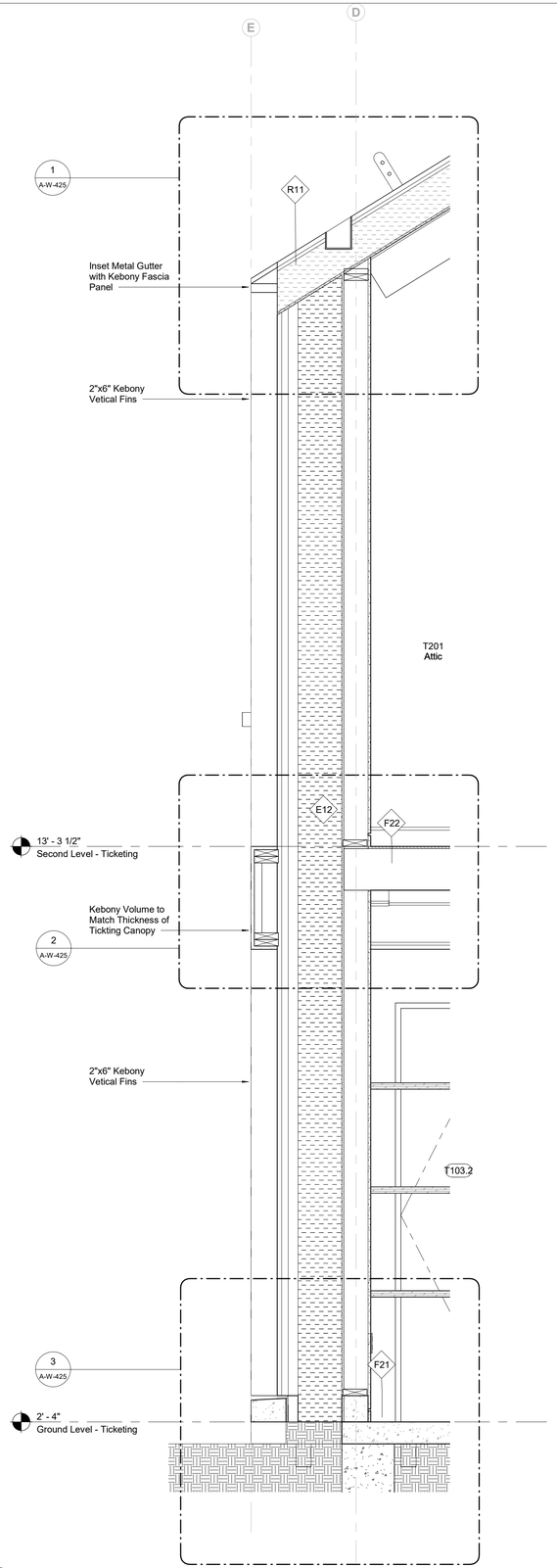

4 Longitudinal Section B - Ticketing - Callout 3
3/4" = 1'-0"

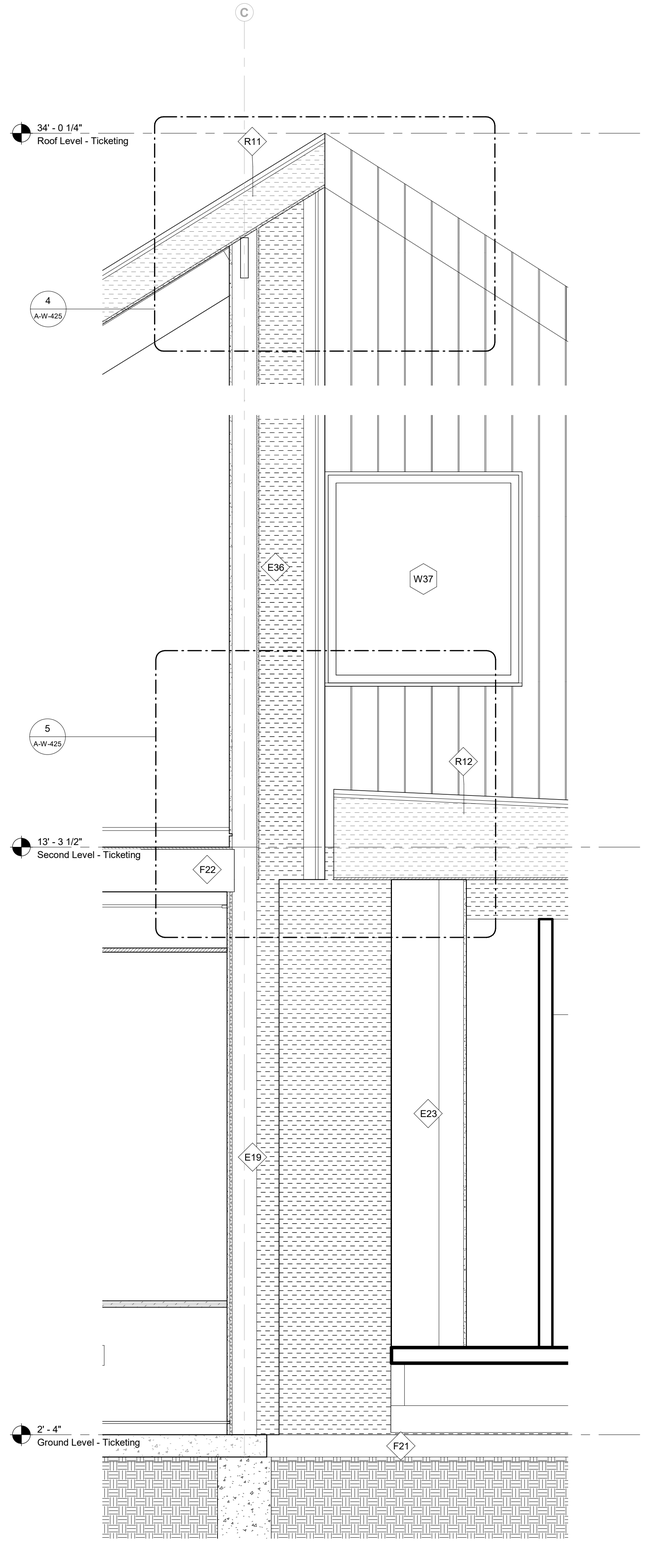

3 Longitudinal Section B - Ticketing - Callout X
3/4" = 1'-0"

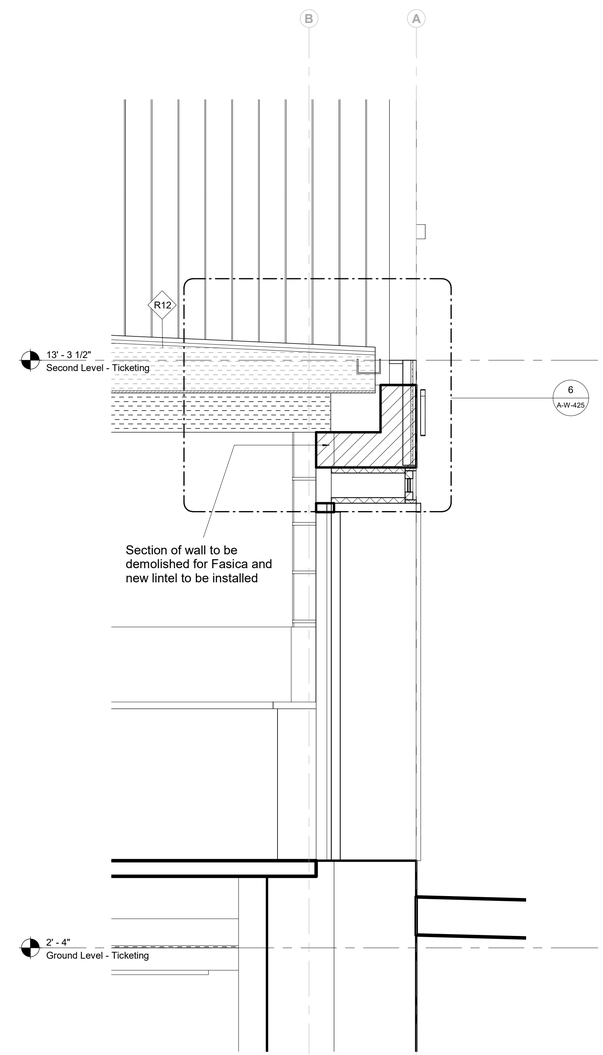

2 Longitudinal Section B - Ticketing - Callout 10
3/4" = 1'-0"

Keynote Legend

Key Value	Keynote Text

Owner
Storm King Art Center
1 Museum Road
New Windsor, NY 12553
+1 (845) 534-3115

Design Architect
heneghan peng architects
14-16 Lord Edward Street
Dublin, D02 YC63
+353 1 633 9000

Executive Architect
WXY Architecture + Urban Design
224 Centre Street, 5th Floor
New York, NY 10013
+1 (212) 219-1953

Landscape Architect
Gustafson Porter + Bowman
1 Cobham Mews
London, MW1 9SB
+44 020 7284 8950

Reed Hilderbrand LLC
33 Whitney Avenue, 3rd Floor
New Haven, CT 06510
+1 (617) 923-2422

Structural & Lighting
ARUP
77 Water Street
New York, NY 10005
+1 (212) 896-3000

MEPF & IT
BuroHappold
100 Broadway #23
New York, NY 10005
+1 (212) 616-0228

Civil
VHB
100 Great Oaks Blvd., Suite 118
Albany, NY 12203
+1 (518) 389-3606

AV & Acoustics
LSTN Consultants
76 Beaver Street, 2nd Floor
New York, NY 10005
+1 (347) 788-0810

Facade
Front Inc.
100 E. Broadway Street, #501
New York, NY 10002
+1 (212) 242-2220

Key Plan

Description	Date
Filing Set	06/17/22

Project

Storm King Art Center

Welcome Pavilions

Seal

NOT FOR CONSTRUCTION

Drawing Title

Ticketing - Wall Sections

Date	06/17/22
Scale	3/4" = 1'-0"
Drawing Number	A-W-405
Sheet Size	ARCH D

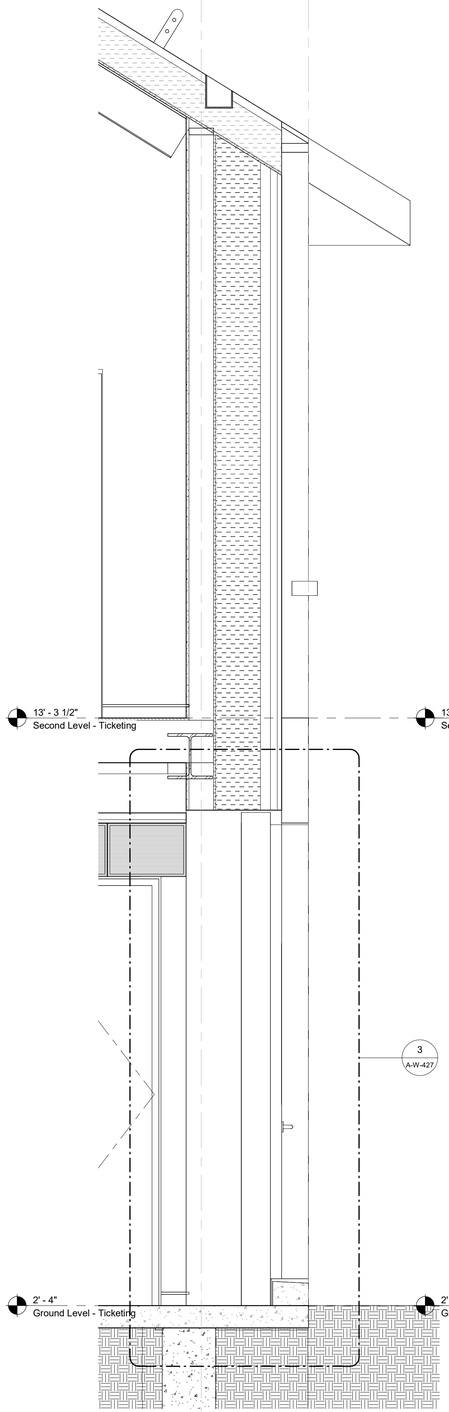

3 Longitudinal Section A - Ticketing_Callout 01
3/4" = 1'-0"

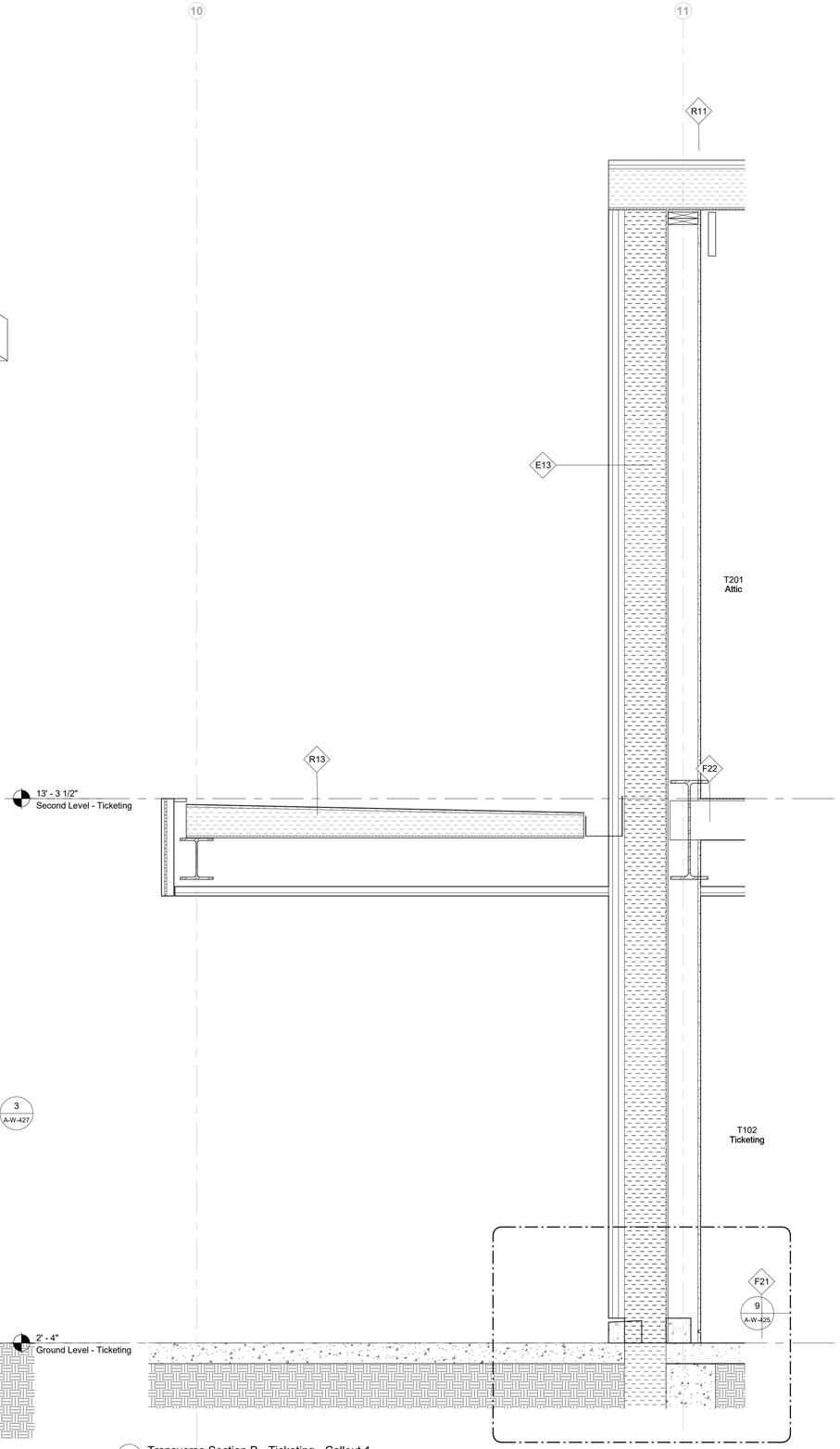

2 Transverse Section B - Ticketing - Callout 1
3/4" = 1'-0"

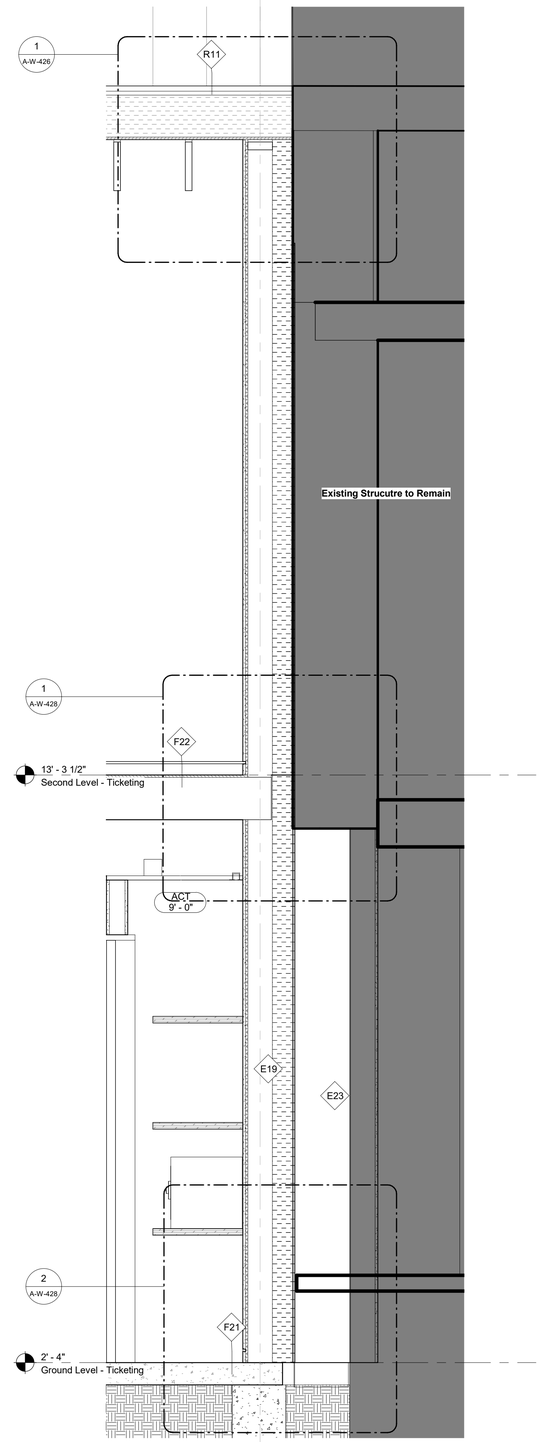

1 Transverse Section B - Ticketing - Callout 4
3/4" = 1'-0"

Keynote Legend

Key Value	Keynote Text

Owner
Storm King Art Center
1 Museum Road
New Windsor, NY 12553
+1 (845) 534-3115

Design Architect
heneghan peng architects
14-16 Lord Edward Street
Dublin, D02 YC63
+353 1 633 9000

Executive Architect
WXY Architecture + Urban Design
224 Centre Street, 5th Floor
New York, NY 10013
+1 (212) 219-1953

Landscape Architect
Gustafson Porter + Bowman
1 Cobham Mews
London, MW1 9SB
+44 020 7284 8950

Reed Hilderbrand LLC
33 Whitney Avenue, 3rd Floor
New Haven, CT 06510
+1 (617) 923-2422

Structural & Lighting
ARUP
77 Water Street
New York, NY 10005
+1 (212) 896-3000

MEPF & IT
BuroHappold
100 Broadway #23
New York, NY 10005
+1 (212) 616-0228

Civil
VHB
100 Great Oaks Blvd., Suite 118
Albany, NY 12203
+1 (518) 389-3606

AV & Acoustics
LSTN Consultants
76 Beaver Street, 2nd Floor
New York, NY 10005
+1 (347) 788-0810

Facade
Front Inc.
100 E. Broadway Street, #501
New York, NY 10002
+1 (212) 242-2220

Key Plan

Description	Date
Filing Set	06/17/22

Project

Storm King Art Center

Welcome Pavilions

Seal

NOT FOR CONSTRUCTION

Drawing Title

Ticketing - Wall Sections

Date	06/17/22
Scale	3/4" = 1'-0"
Drawing Number	A-W-406
Sheet Size	ARCH D

Keynote Legend

Key Value	*Keynote Text*
07-71-00.C1	Gutters
10-51-13.B	Stainless Steel Lockers, Exterior

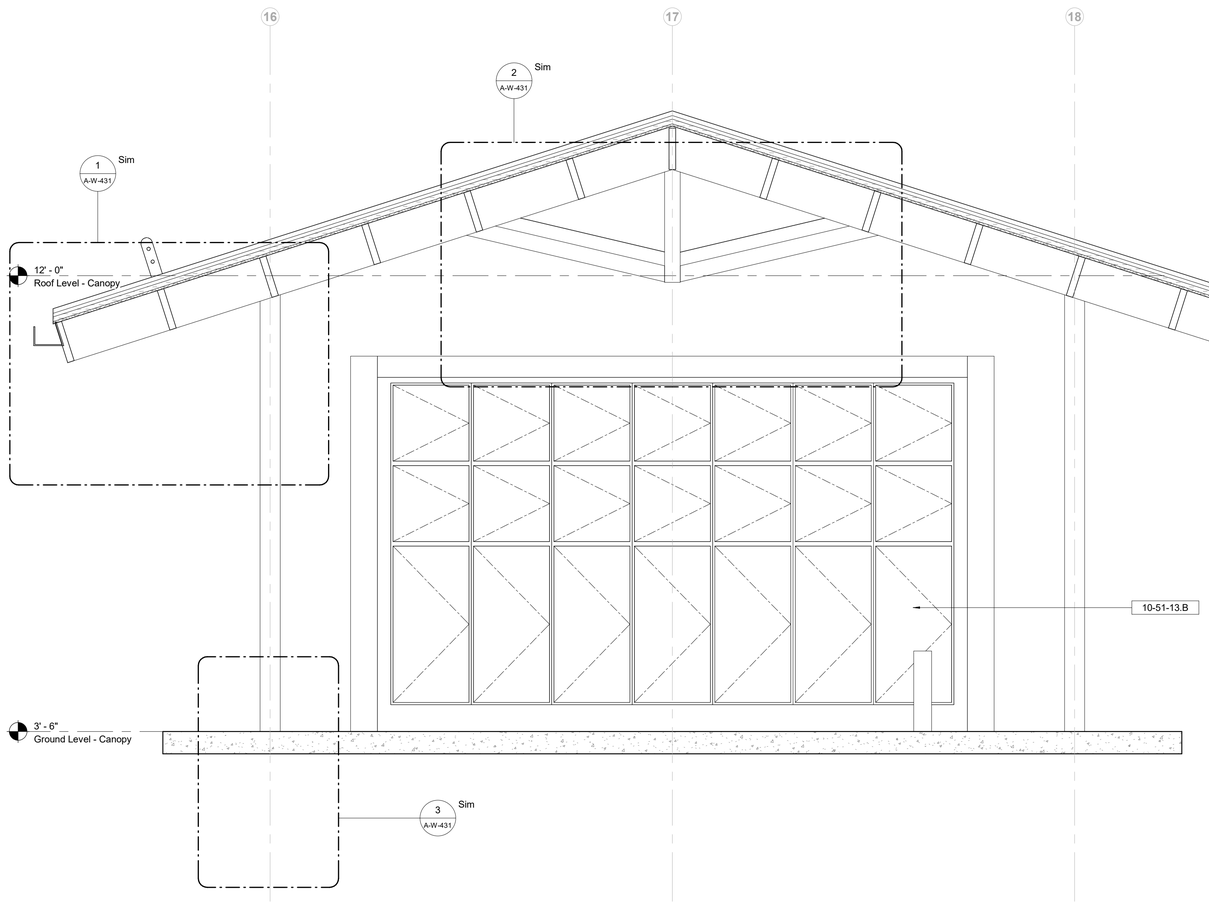

1 Transverse Section A - Canopy1
3/4" = 1'-0"

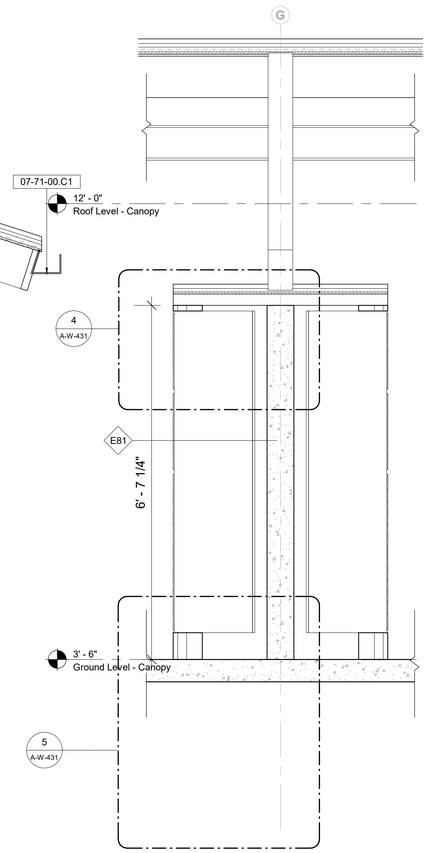

2 Longitudinal Section A - Canopy Locker
3/4" = 1'-0"

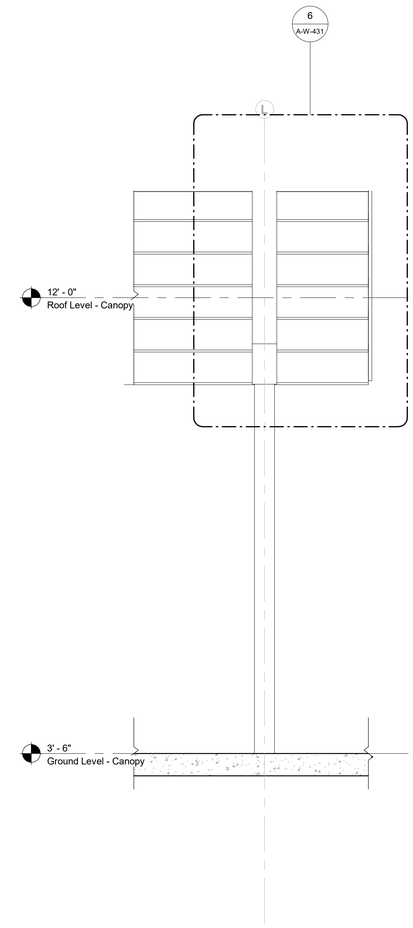

3 Longitudinal Section B - Canopy End
3/4" = 1'-0"

Owner
Storm King Art Center
1 Museum Road
New Windsor, NY 12553
+1 (845) 534-3115

Design Architect
heneghan peng architects
14-16 Lord Edward Street
Dublin, D02 YC63
+353 1 633 9000

Executive Architect
WXY Architecture + Urban Design
224 Centre Street, 5th Floor
New York, NY 10013
+1 (212) 219-1953

Landscape Architect
Gustafson Porter + Bowman
1 Cobham Mews
London, MW1 9SB
+44 020 7284 8950

Reed Hilderbrand LLC
33 Whitney Avenue, 3rd Floor
New Haven, CT 06510
+1 (617) 923-2422

Structural & Lighting
ARUP
77 Water Street
New York, NY 10005
+1 (212) 896-3000

MEPF & IT
BuroHappold
100 Broadway #23
New York, NY 10005
+1 (212) 616-0228

Civil
VHB
100 Great Oaks Blvd., Suite 118
Albany, NY 12203
+1 (518) 389-3606

AV & Acoustics
LSTN Consultants
76 Beaver Street, 2nd Floor
New York, NY 10005
+1 (347) 788-0810

Facade
Front Inc.
100 E. Broadway Street, #501
New York, NY 10002
+1 (212) 242-2220

Key Plan

Description	Date
Filing Set	06/17/22

Project

Storm King Art Center

Welcome Pavilions

Seal

NOT FOR CONSTRUCTION

Drawing Title

Canopy - Wall Sections

Date	06/17/22
Scale	3/4" = 1'-0"
Drawing Number	A-W-409
Sheet Size	ARCH D

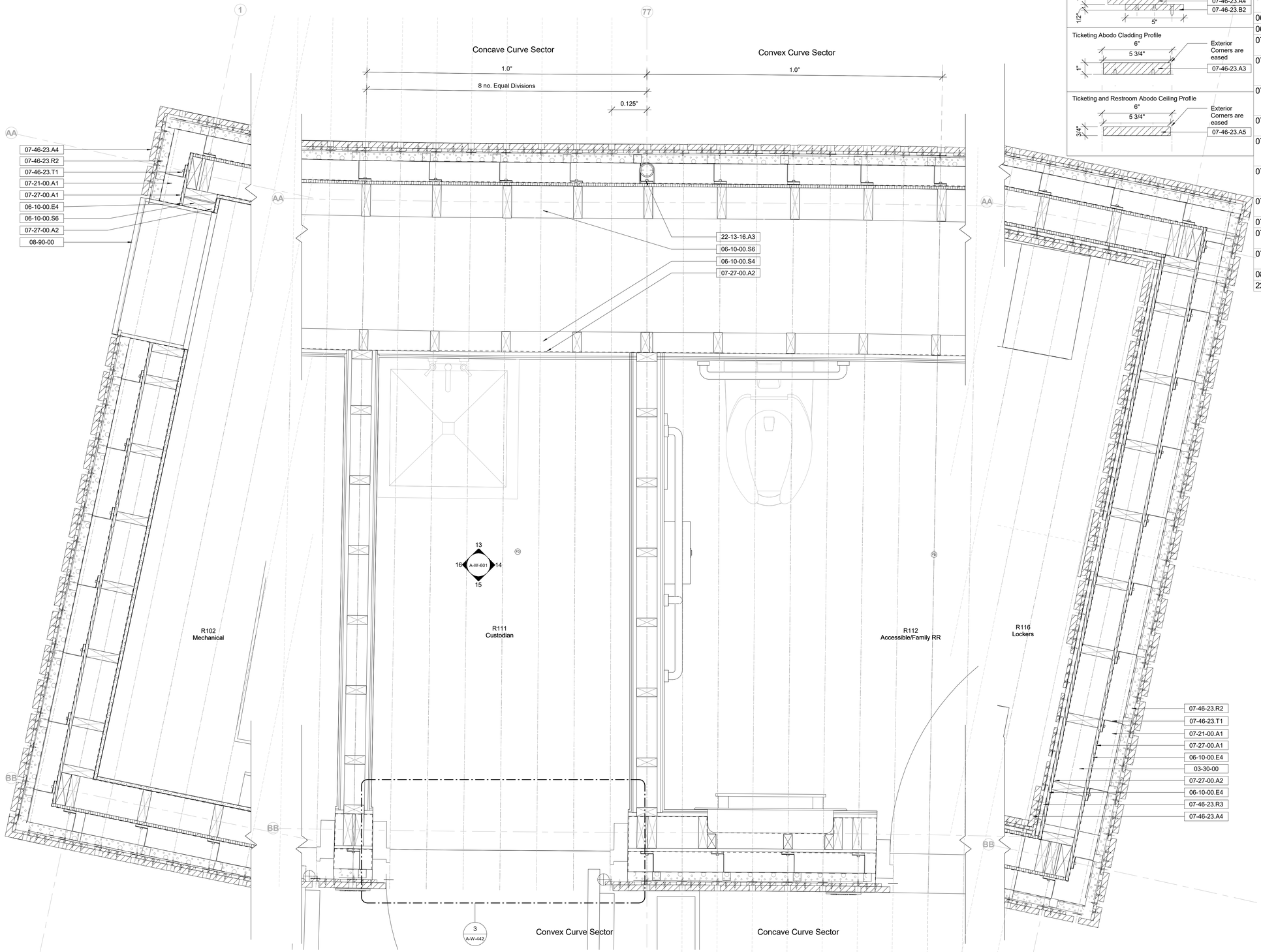

1 Restroom - Plan Detail - Cladding Setout - West Gable
1 1/2" = 1'-0"

2 Restroom - Plan Detail - Cladding Setout - at Grid 77
1 1/2" = 1'-0"

3 Restroom - Plan Detail - Cladding Setout - East Gable
1 1/2" = 1'-0"

Cladding Legend

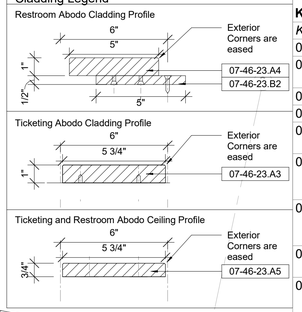

Keynote Legend

Key Value	*Keynote Text*
03-30-00	Cast-In-Place Concrete
06-10-00.E4	1/2" Exterior Grade Plywood
06-10-00.S4	Stud - 2x4" Nominal
06-10-00.S6	Stud - 2x6" Nominal
07-21-00.A1	Mineral Wool Insulation, Exterior
07-27-00.A1	Self-Adhering Vapor-Permeable Air Barrier
07-27-00.A2	Self-Adhering Vapor-Impermeable Air Barrier
07-46-23.A3	Abodo vertical timber cladding (Ticketing)
07-46-23.A4	Abodo vertical timber cladding (Pond/Restroom)
07-46-23.A5	Abodo timber clad paneling (Ticketing/Restroom)
07-46-23.B2	Abodo vertical furring strip (Pond/Restroom)
07-46-23.R2	Horizontal Rail
07-46-23.R3	Interlocking Support Brackets
07-46-23.T1	Adjustable Thermal Bracket
08-90-00	Exterior Louvers
22-13-16.A3	Roof Drain

Owner
Storm King Art Center
1 Museum Road
New Windsor, NY 12553
+1 (845) 534-3115

Design Architect
heneghan peng architects
14-16 Lord Edward Street
Dublin, D02 YC63
+353 1 633 9000

Executive Architect
WXY Architecture + Urban Design
224 Centre Street, 5th Floor
New York, NY 10013
+1 (212) 219-1953

Landscape Architect
Gustafson Porter + Bowman
1 Cobham Mews
London, MW1 9SB
+44 020 7284 8950

Reed Hilderbrand LLC
33 Whitney Avenue, 3rd Floor
New Haven, CT 06510
+1 (617) 923-2422

Structural & Lighting
ARUP
77 Water Street
New York, NY 10005
+1 (212) 896-3000

MEPF & IT
BuroHappold
100 Broadway #23
New York, NY 10005
+1 (212) 616-0228

Civil
VHB
100 Great Oaks Blvd., Suite 118
Albany, NY 12203
+1 (518) 389-3606

AV & Acoustics
LSTN Consultants
76 Beaver Street, 2nd Floor
New York, NY 10005
+1 (347) 788-0810

Facade
Front Inc.
100 E. Broadway Street, #501
New York, NY 10002
+1 (212) 242-2220

Key Plan

Description	Date
Filing Set	06/17/22

Project

Storm King Art Center

Welcome Pavilions

Seal

NOT FOR CONSTRUCTION

Drawing Title

Restroom - Plan Details - Envelope

Date	06/17/22
Scale	As indicated
Drawing Number	A-W-411
Sheet Size	ARCH D

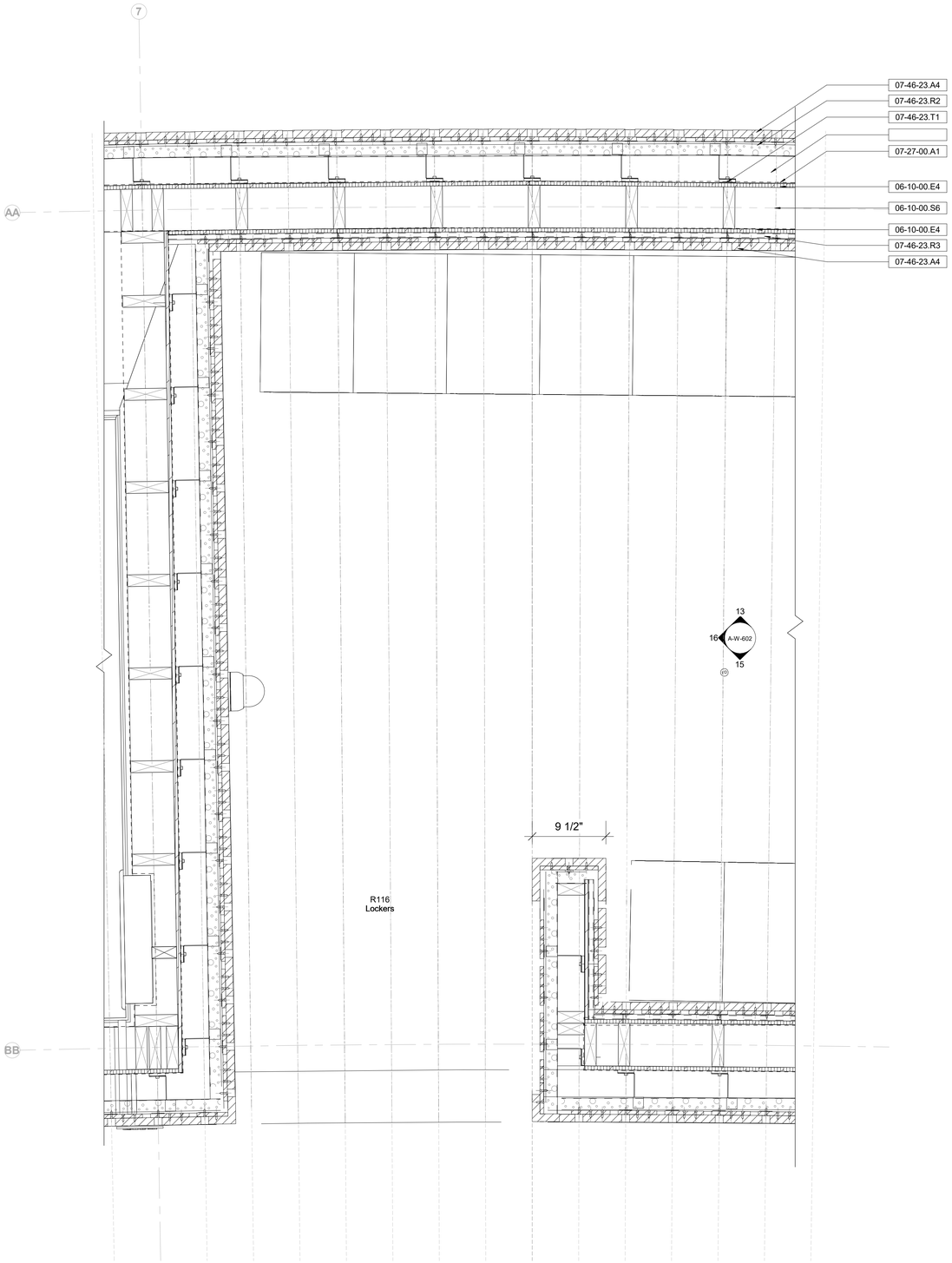

1 Restroom - Plan Detail - Cladding Setset - Locker Entrance
1 1/2" = 1'-0"

Keynote Legend

Key Value	*Keynote Text*
06-10-00.E4	1/2" Exterior Grade Plywood
06-10-00.S6	Stud - 2x6" Nominal
07-27-00.A1	Self-Adhering Vapor-Permeable Air Barrier
07-46-23.A4	Abodo vertical timber cladding (Pond/Restroom)
07-46-23.R2	Horizontal Rail
07-46-23.R3	Interlocking Support Brackets
07-46-23.T1	Adjustable Thermal Bracket

Owner
Storm King Art Center
1 Museum Road
New Windsor, NY 12553
+1 (845) 534-3115

Design Architect
heneghan peng architects
14-16 Lord Edward Street
Dublin, D02 YC63
+353 1 633 9000

Executive Architect
WXY Architecture + Urban Design
224 Centre Street, 5th Floor
New York, NY 10013
+1 (212) 219-1953

Landscape Architect
Gustafson Porter + Bowman
1 Cobham Mews
London, MW1 9SB
+44 020 7284 8950

Reed Hilderbrand LLC
33 Whitney Avenue, 3rd Floor
New Haven, CT 06510
+1 (617) 923-2422

Structural & Lighting
ARUP
77 Water Street
New York, NY 10005
+1 (212) 896-3000

MEPF & IT
BuroHappold
100 Broadway #23
New York, NY 10005
+1 (212) 616-0228

Civil
VHB
100 Great Oaks Blvd., Suite 118
Albany, NY 12203
+1 (518) 389-3606

AV & Acoustics
LSTN Consultants
76 Beaver Street, 2nd Floor
New York, NY 10005
+1 (347) 788-0810

Facade
Front Inc.
100 E. Broadway Street, #501
New York, NY 10002
+1 (212) 242-2220

Key Plan

Description	Date
Filing Set	06/17/22

Project

Storm King Art Center

Welcome Pavilions

Seal

NOT FOR CONSTRUCTION

Drawing Title

Restroom - Plan Details - Envelope

Date	06/17/22
Scale	1 1/2" = 1'-0"
Drawing Number	A-W-412
Sheet Size	ARCH D

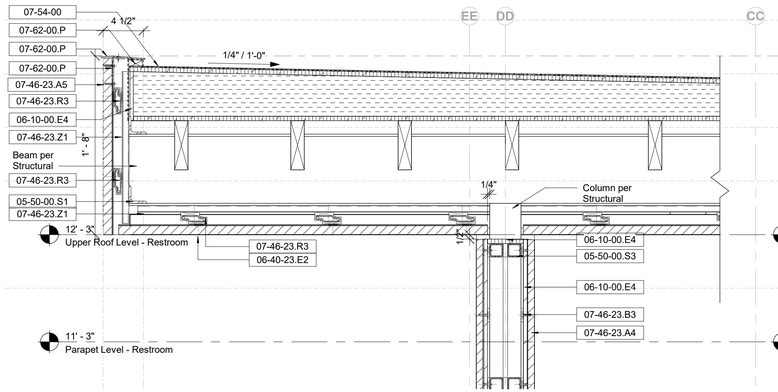

1 Restroom - Detail Section - Upper Roof - South Parapet
1 1/2" = 1'-0"

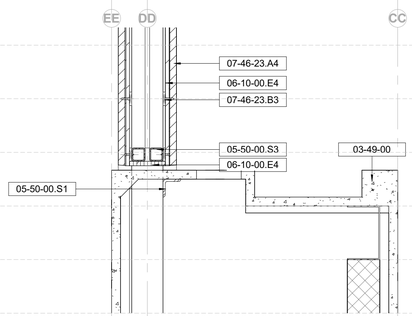

2 Restroom - Detail Section - Swinging Panel Sill Detail
1 1/2" = 1'-0"

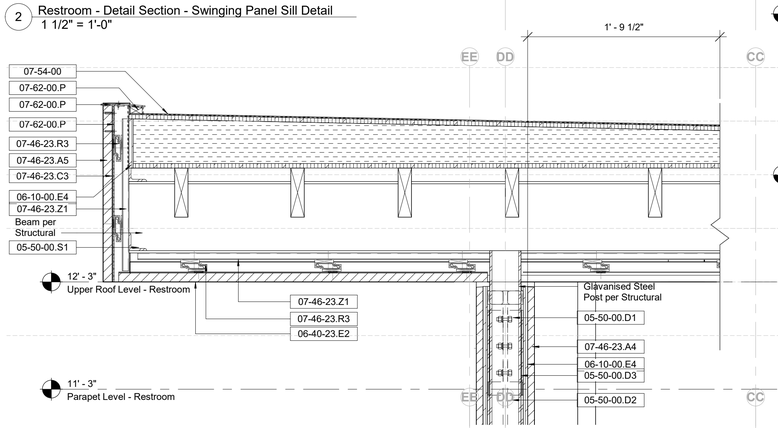

3 Restroom - Detail Section - Upper Roof - South Parapet at Column
1 1/2" = 1'-0"

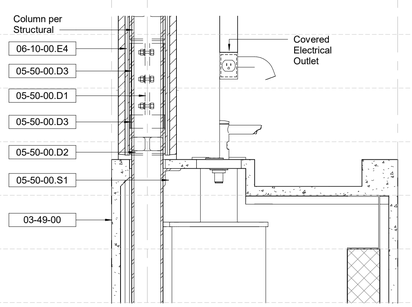

4 Restroom - Detail Section - Swinging Panel Sill Detail at Column
1 1/2" = 1'-0"

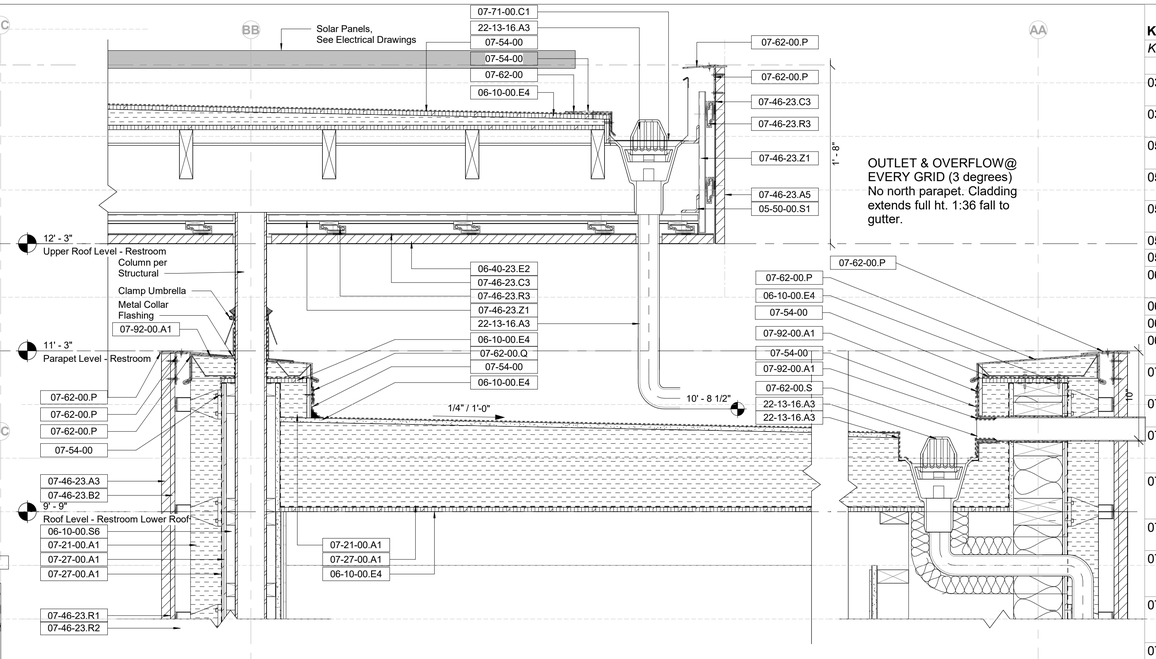

5 Restroom - Detail Section - Roof Overlap_00
1 1/2" = 1'-0"

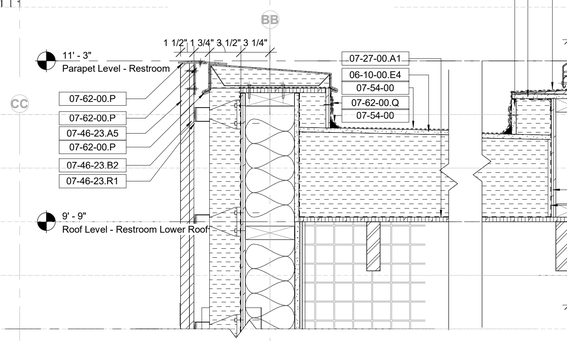

6 Restroom - Lower Roof - South Parapet_Typical
1 1/2" = 1'-0"

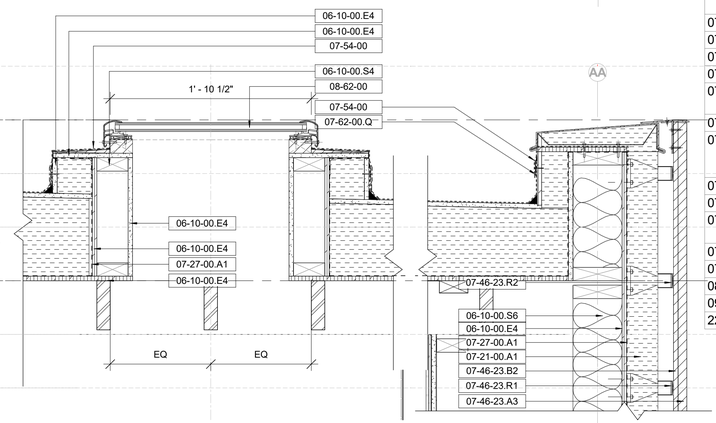

7 Restroom - Lower Roof - North Parapet_Typical
1 1/2" = 1'-0"

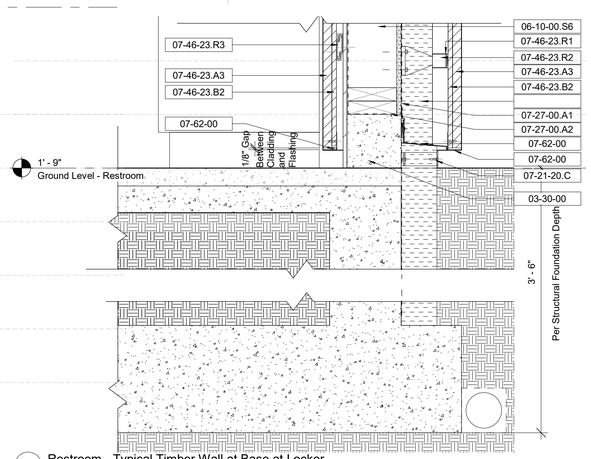

8 Restroom - Typical Timber Wall at Base at Locker
1 1/2" = 1'-0"

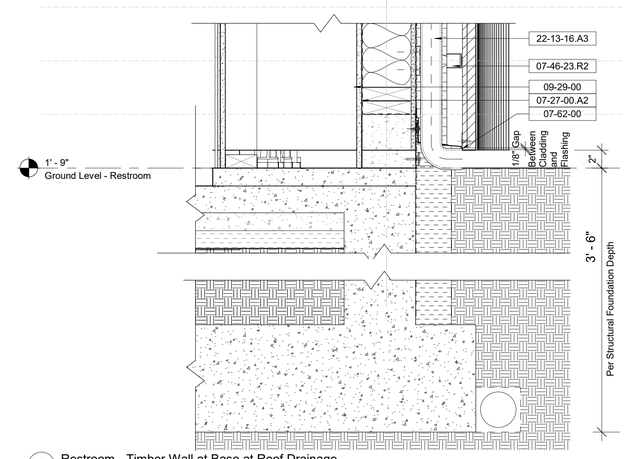

9 Restroom - Timber Wall at Base at Roof Drainage
1 1/2" = 1'-0"

Keynote Legend

Key Value	Keynote Text
03-30-00	Cast-In-Place Concrete
03-49-00	Glass-Fiber-Reinforced Concrete
05-50-00.D1	Column Sleeve, Detachable
05-50-00.D2	Column Sleeve, Welded to Post
05-50-00.D3	Column Sleeve, Solid Bearing
05-50-00.S1	Steel Support Angle
05-50-00.S3	Steel Support Tube
06-10-00.E4	1/2" Exterior Grade Plywood
06-10-00.S4	Stud - 2x4" Nominal
06-10-00.S6	Stud - 2x6" Nominal
06-40-23.E2	Abodo Wood Ceiling, Tongue & Groove
07-21-00.A1	Mineral Wool Insulation, Exterior
07-21-20.C	Stainless Steel Cover Plate
07-27-00.A1	Self-Adhering Vapor-Permeable Air Barrier
07-27-00.A2	Self-Adhering Vapor-Impermeable Air Barrier
07-46-23.A3	Abodo vertical timber cladding (Ticketing)
07-46-23.A4	Abodo vertical timber cladding (Pond/Restroom)
07-46-23.A5	Abodo timber clad paneling (Ticketing/Restroom)
07-46-23.B2	Abodo vertical furring strip (Pond/Restroom)
07-46-23.B3	Furring Strip
07-46-23.C3	SS Closer Strip
07-46-23.R1	Vertical Rail
07-46-23.R2	Horizontal Rail
07-46-23.R3	Interlocking Support Brackets
07-46-23.Z1	Z-Girt, Stainless Steel
07-54-00	Thermoplastic Membrane Roofing (TPO)
07-62-00	Sheet Metal Flashing
07-62-00.P	Parapet Coping
07-62-00.Q	Parapet & Roofing Curb Termination Bar
07-62-00.S	Through-wall Scupper
07-92-00.A1	Joint Sealers
08-62-00	Unit Skylights
09-29-00	Gypsum Drywall
22-13-16.A3	Roof Drain

Owner
Storm King Art Center
1 Museum Road
New Windsor, NY 12553
+1 (845) 534-3115

Design Architect
heneghan peng architects
14-16 Lord Edward Street
Dublin, D02 YC63
+353 1 633 9000

Executive Architect
WXY Architecture + Urban Design
224 Centre Street, 5th Floor
New York, NY 10013
+1 (212) 219-1953

Landscape Architect
Gustafson Porter + Bowman
1 Cobham Mews
London, MW1 9SB
+44 020 7284 8950

Reed Hilderbrand LLC
33 Whitney Avenue, 3rd Floor
New Haven, CT 06510
+1 (617) 923-2422

Structural & Lighting
ARUP
77 Water Street
New York, NY 10005
+1 (212) 896-3000

MEPF & IT
BuroHappold
100 Broadway #23
New York, NY 10005
+1 (212) 616-0228

Civil
VHB
100 Great Oaks Blvd., Suite 118
Albany, NY 12203
+1 (518) 389-3606

AV & Acoustics
LSTN Consultants
76 Beaver Street, 2nd Floor
New York, NY 10005
+1 (347) 788-0810

Facade
Front Inc.
100 E. Broadway Street, #501
New York, NY 10002
+1 (212) 242-2220

Key Plan

Description	Date
Filing Set	06/17/22

Project

Storm King Art Center
Welcome Pavilions

Seal

NOT FOR CONSTRUCTION

Drawing Title

Restroom - Section Details - Envelope

Date	06/17/22
Scale	1 1/2" = 1'-0"
Drawing Number	A-W-415
Sheet Size	ARCH D

Keynote Legend

Key Value	*Keynote Text*
03-49-00	Glass-Fiber-Reinforced Concrete
22-42-00.L2	Restroom Faucet, Exterior Touchless

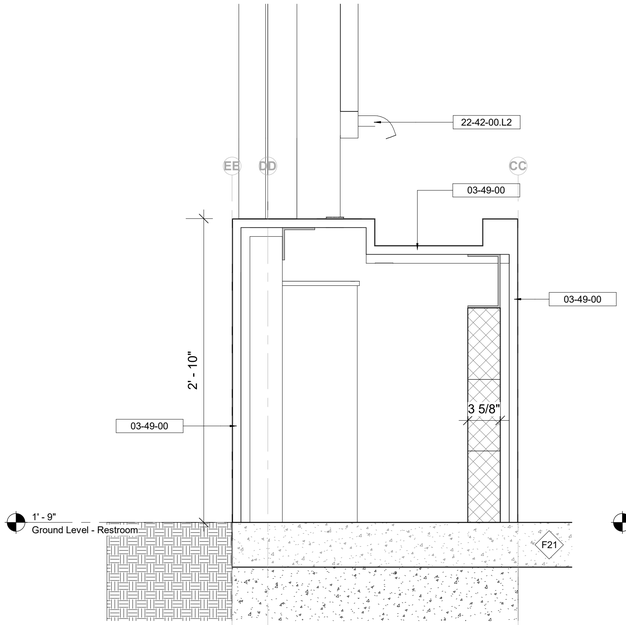

2 Transverse Section A - Sink Drain DETAIL
1 1/2" = 1'-0"

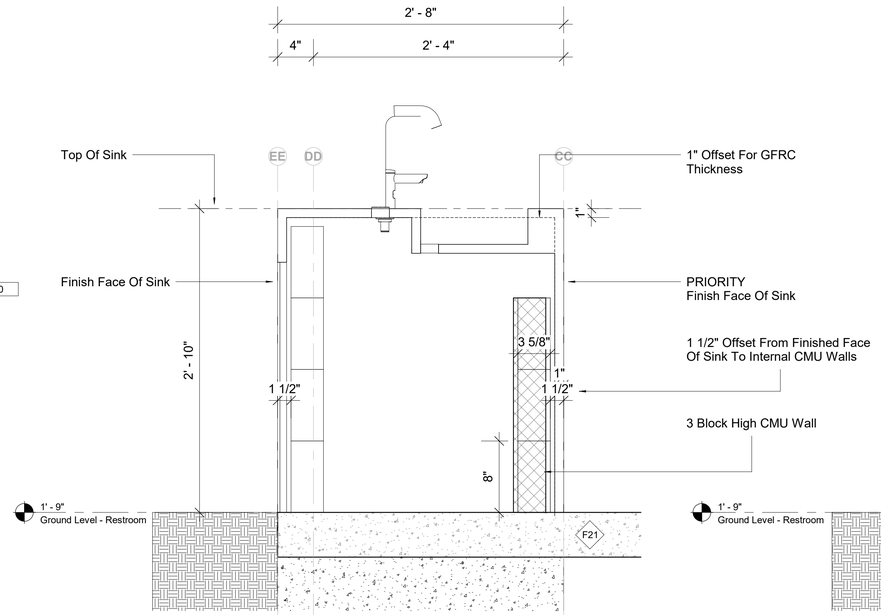

3 Transverse Section B - Sink Service Access DETAIL
1 1/2" = 1'-0"

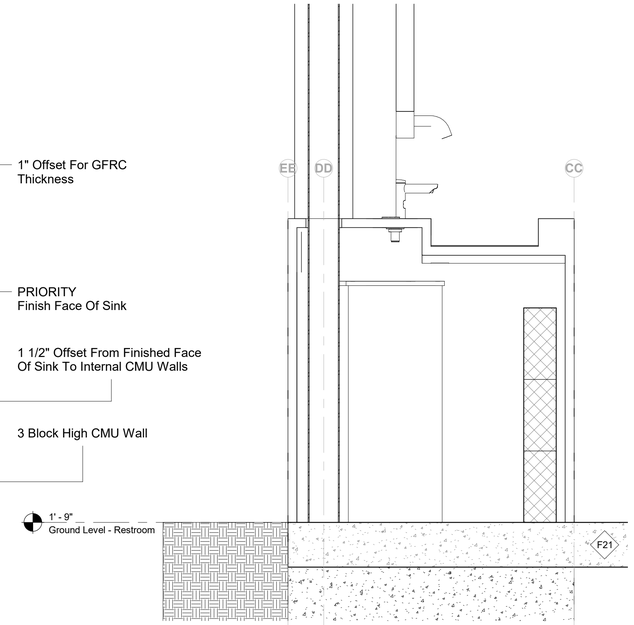

1 Transverse Section C - Sink Basin DETAIL
1 1/2" = 1'-0"

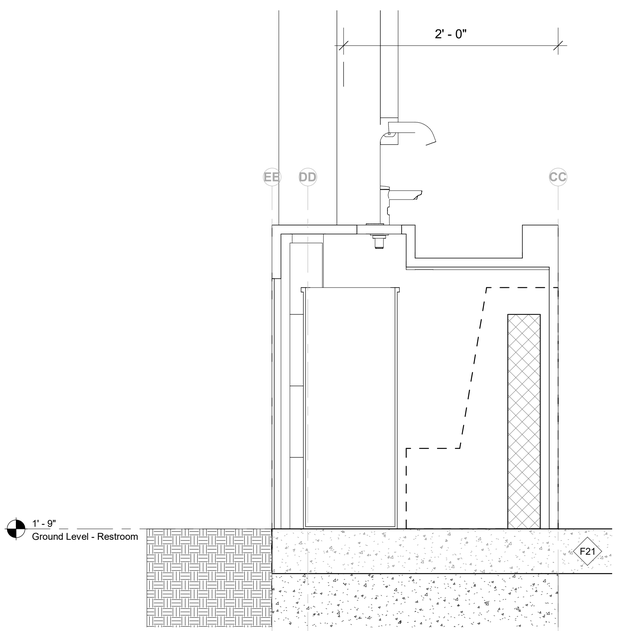

4 Transverse Section D - Sink ADA Access DETAIL
1 1/2" = 1'-0"

Owner
Storm King Art Center
1 Museum Road
New Windsor, NY 12553
+1 (845) 534-3115

Design Architect
heneghan peng architects
14-16 Lord Edward Street
Dublin, D02 YC63
+353 1 633 9000

Executive Architect
WXY Architecture + Urban Design
224 Centre Street, 5th Floor
New York, NY 10013
+1 (212) 219-1953

Landscape Architect
Gustafson Porter + Bowman
1 Cobham Mews
London, MW1 9SB
+44 020 7284 8950

Reed Hilderbrand LLC
33 Whitney Avenue, 3rd Floor
New Haven, CT 06510
+1 (617) 923-2422

Structural & Lighting
ARUP
77 Water Street
New York, NY 10005
+1 (212) 896-3000

MEPF & IT
BuroHappold
100 Broadway #23
New York, NY 10005
+1 (212) 616-0228

Civil
VHB
100 Great Oaks Blvd., Suite 118
Albany, NY 12203
+1 (518) 389-3606

AV & Acoustics
LSTN Consultants
76 Beaver Street, 2nd Floor
New York, NY 10005
+1 (347) 788-0810

Facade
Front Inc.
100 E. Broadway Street, #501
New York, NY 10002
+1 (212) 242-2220

Key Plan

Description	Date
Filing Set	06/17/22

Project

Storm King Art Center

Welcome Pavilions

Seal

NOT FOR CONSTRUCTION

Drawing Title

Restroom - Section Details - Sink

Date	06/17/22
Scale	1 1/2" = 1'-0"
Drawing Number	A-W-416
Sheet Size	ARCH D

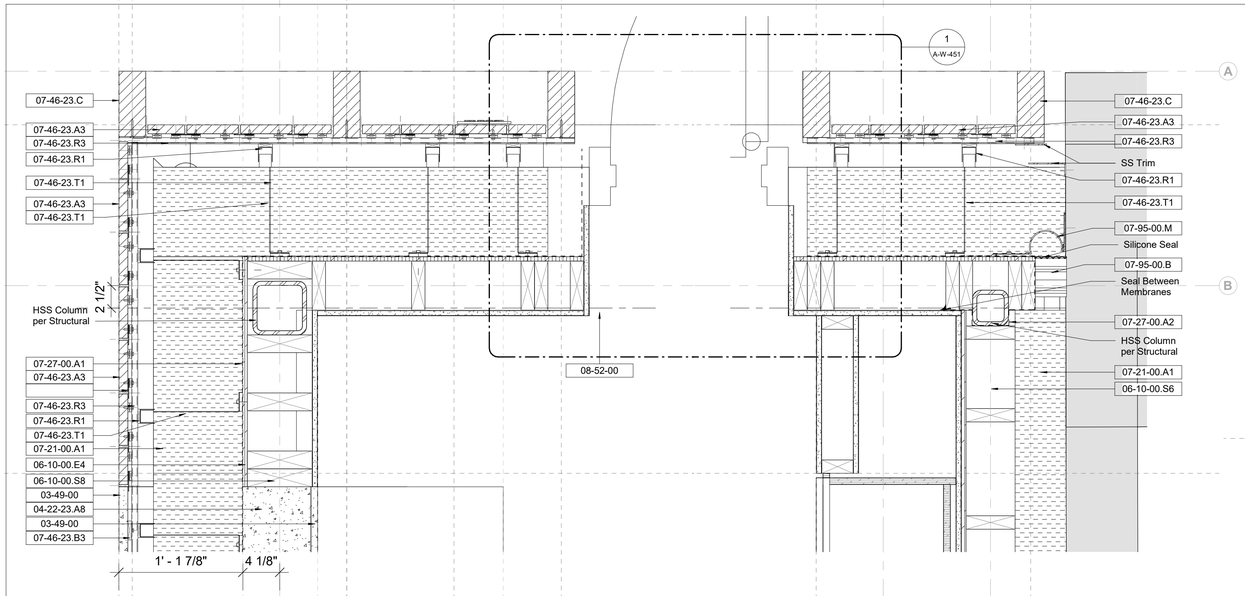

5 Ticketing - Plan Detail - Interface - NE Corner
1 1/2" = 1'-0"

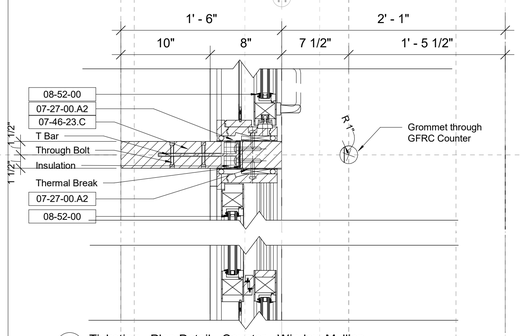

1 Ticketing - Plan Detail - Counter - Window Mullion
1 1/2" = 1'-0"

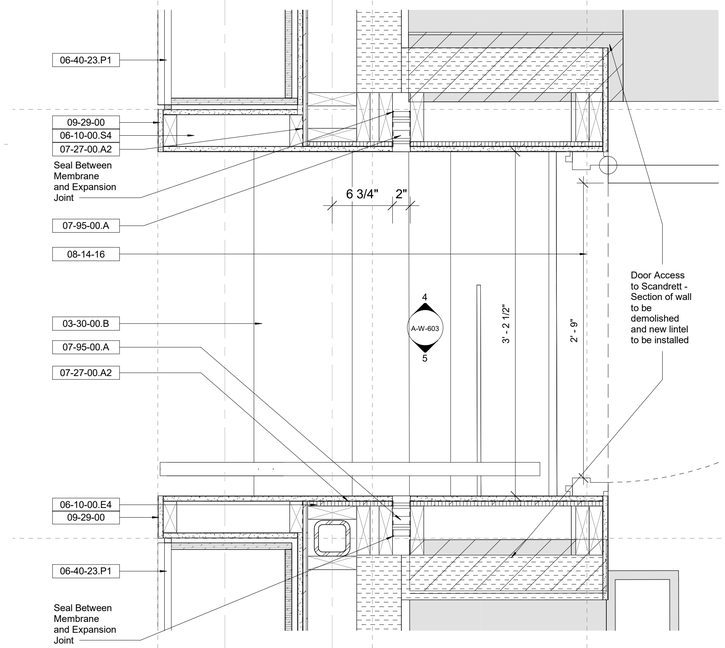

3 Ticketing - Plan Detail - Door to Scandrett
1 1/2" = 1'-0"

4 Ticketing - Plan Detail - Front SW Corner
1 1/2" = 1'-0"

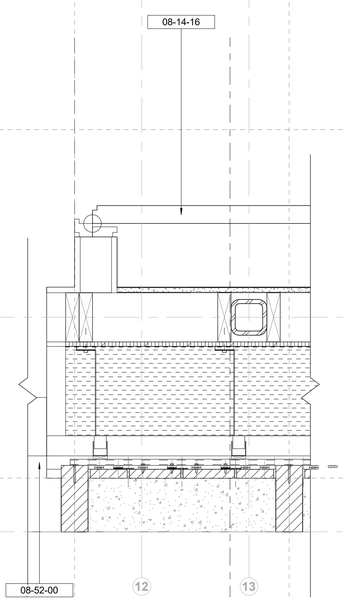

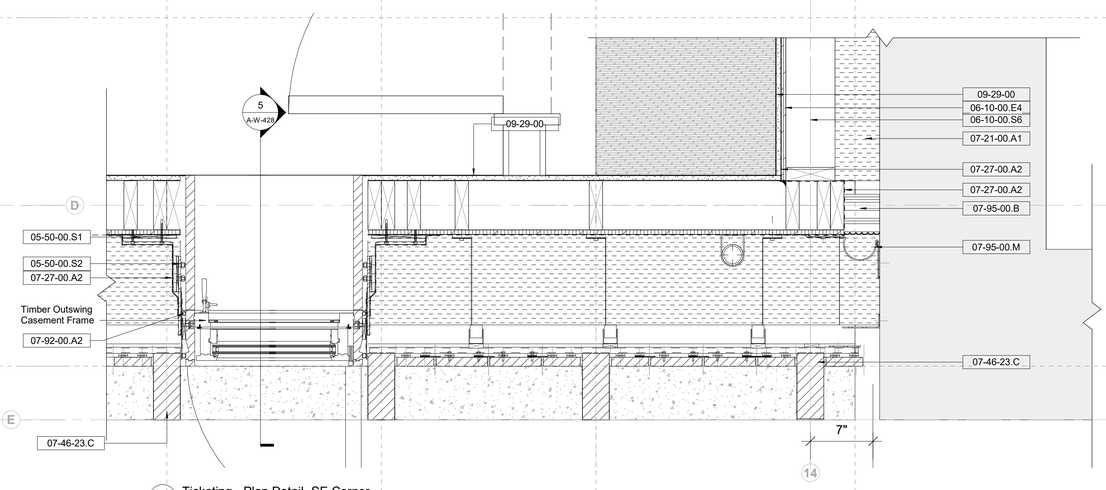

2 Ticketing - Plan Detail -SE Corner
1 1/2" = 1'-0"

Cladding Legend

Restroom Abodo Cladding Profile

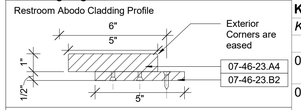

Ticketing Abodo Cladding Profile

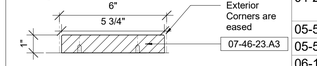

Ticketing and Restroom Abodo Ceiling Profile

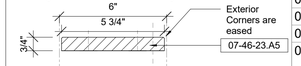

Keynote Legend

Key Value	Keynote Text
03-30-00.B	Polished Concrete Finish
03-49-00	Glass-Fiber-Reinforced Concrete
04-22-23.A8	Architectural Concrete Unit Masonry - 8" nom.
05-50-00.S1	Steel Support Angle
05-50-00.S2	Steel Support Plate
06-10-00.E4	1/2" Exterior Grade Plywood
06-10-00.S4	Stud - 2x4" Nominal
06-10-00.S6	Stud - 2x6" Nominal
06-10-00.S8	Stud - 2x8" Nominal
06-40-23.P1	Painted Plywood Casework
07-21-00.A1	Mineral Wool Insulation, Exterior
07-27-00.A1	Self-Adhering Vapor-Permeable Air Barrier
07-27-00.A2	Self-Adhering Vapor-Impermeable Air Barrier
07-46-23.A3	Abodo vertical timber cladding (Ticketing)
07-46-23.A4	Abodo vertical timber cladding (Pond/Restroom)
07-46-23.A5	Abodo timber clad paneling (Ticketing/Restroom)
07-46-23.B2	Abodo vertical furring strip (Pond/Restroom)
07-46-23.B3	Furring Strip
07-46-23.C	Abodo timber fin
07-46-23.R1	Vertical Rail
07-46-23.R3	Interlocking Support Brackets
07-46-23.T1	Adjustable Thermal Bracket
07-92-00.A2	Joint Sealant w/ Backer Rod
07-95-00.A	Expansion Controls, Interior
07-95-00.B	Expansion Controls, Exterior
07-95-00.M	Primary Movement Joint
08-14-16	Interior Wood Doors
08-52-00	Exterior Wood-Framed Windows & Doors
09-29-00	Gypsum Drywall
22-13-16.A3	Roof Drain

Owner
Storm King Art Center
1 Museum Road
New Windsor, NY 12553
+1 (845) 534-3115

Design Architect
heneghan peng architects
14-16 Lord Edward Street
Dublin, D02 YC63
+353 1 633 9000

Executive Architect
WXY Architecture + Urban Design
224 Centre Street, 5th Floor
New York, NY 10013
+1 (212) 219-1953

Landscape Architect
Gustafson Porter + Bowman
1 Cobham Mews
London, MW1 9SB
+44 020 7284 8950

Reed Hilderbrand LLC
33 Whitney Avenue, 3rd Floor
New Haven, CT 06510
+1 (617) 923-2422

Structural & Lighting
ARUP
77 Water Street
New York, NY 10005
+1 (212) 896-3000

MEPF & IT
BuroHappold
100 Broadway #23
New York, NY 10005
+1 (212) 616-0228

Civil
VHB
100 Great Oaks Blvd., Suite 118
Albany, NY 12203
+1 (518) 389-3606

AV & Acoustics
LSTN Consultants
76 Beaver Street, 2nd Floor
New York, NY 10005
+1 (347) 788-0810

Facade
Front Inc.
100 E. Broadway Street, #501
New York, NY 10002
+1 (212) 242-2220

Key Plan

Description	Date
Filing Set	06/17/22

Project

Storm King Art Center

Welcome Pavilions

Seal

NOT FOR CONSTRUCTION

Drawing Title

Ticketing - Plan Details - Envelope

Date	06/17/22
Scale	As indicated
Drawing Number	A-W-421
Sheet Size	ARCH D

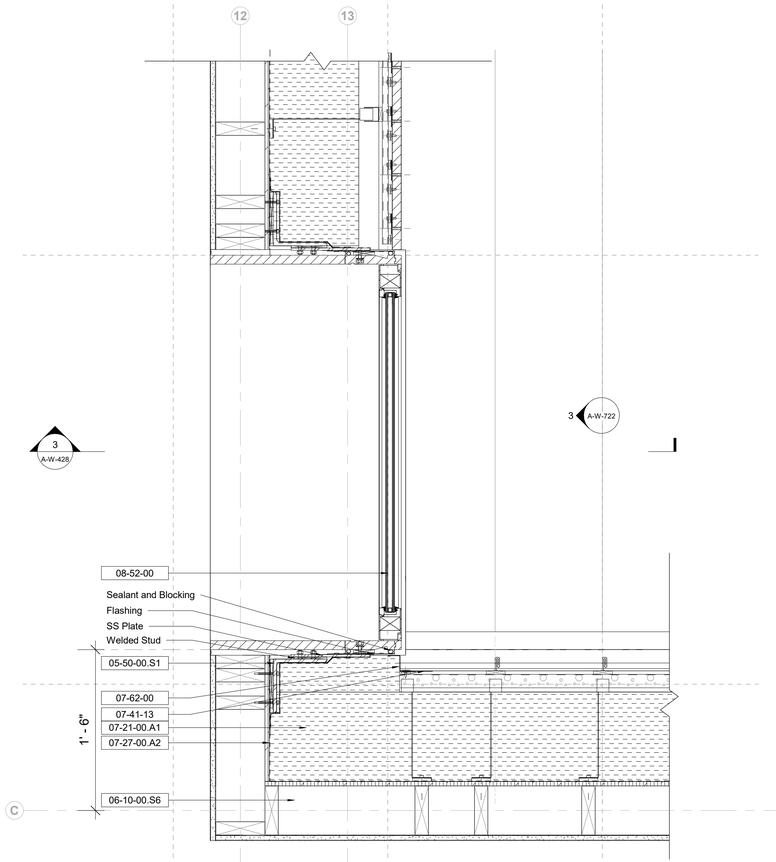

1 Ticketing - Plan Detail - Attic Window
1 1/2" = 1'-0"

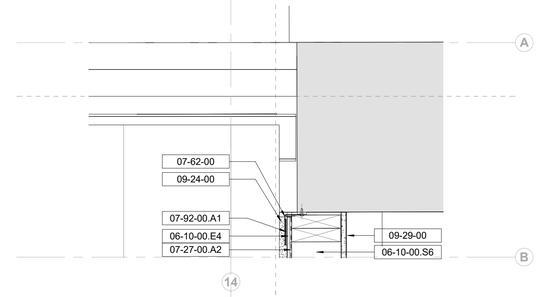

2 Ticketing - Plan Detail - Scandrett and Cement Wall Interface
1 1/2" = 1'-0"

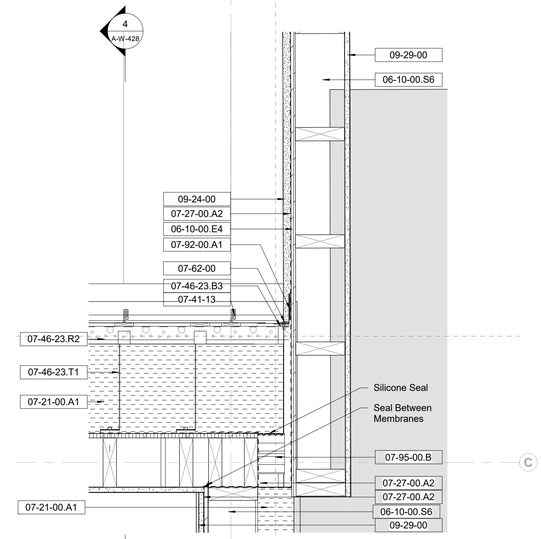

4 Ticketing - Plan Detail - Standing Seam Roof and Cement Wall Interface
1 1/2" = 1'-0"

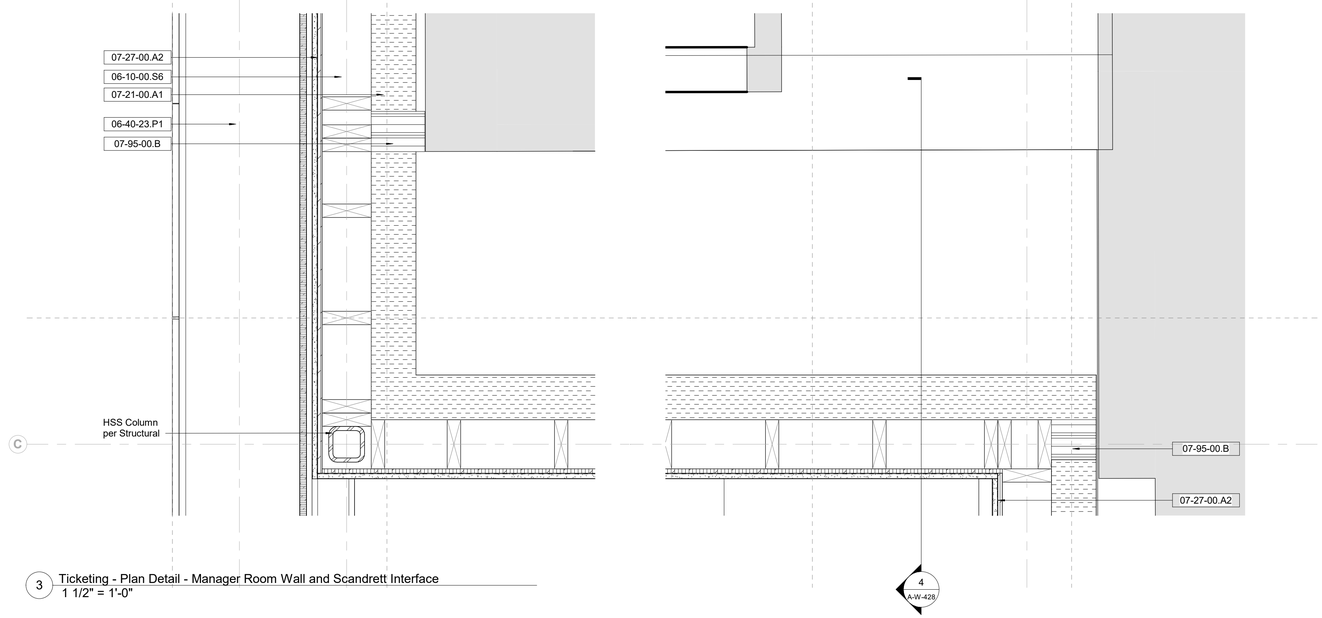

3 Ticketing - Plan Detail - Manager Room Wall and Scandrett Interface
1 1/2" = 1'-0"

Keynote Legend

Key Value	*Keynote Text*
05-50-00.S1	Steel Support Angle
06-10-00.E4	1/2" Exterior Grade Plywood
06-10-00.S6	Stud - 2x6" Nominal
06-40-23.P1	Painted Plywood Casework
07-21-00.A1	Mineral Wool Insulation, Exterior
07-27-00.A2	Self-Adhering Vapor-Impermeable Air Barrier
07-41-13	Metal Roof Panels
07-46-23.B3	Furring Strip
07-46-23.R2	Horizontal Rail
07-46-23.T1	Adjustable Thermal Bracket
07-62-00	Sheet Metal Flashing
07-92-00.A1	Joint Sealers
07-95-00.B	Expansion Controls, Exterior
08-52-00	Exterior Wood-Framed Windows & Doors
09-24-00	Cement Plastering
09-29-00	Gypsum Drywall

Owner
Storm King Art Center
1 Museum Road
New Windsor, NY 12553
+1 (845) 534-3115

Design Architect
heneghan peng architects
14-16 Lord Edward Street
Dublin, D02 YC63
+353 1 633 9000

Executive Architect
WXY Architecture + Urban Design
224 Centre Street, 5th Floor
New York, NY 10013
+1 (212) 219-1953

Landscape Architect
Gustafson Porter + Bowman
1 Cobham Mews
London, MW1 9SB
+44 020 7284 8950

Reed Hilderbrand LLC
33 Whitney Avenue, 3rd Floor
New Haven, CT 06510
+1 (617) 923-2422

Structural & Lighting
ARUP
77 Water Street
New York, NY 10005
+1 (212) 896-3000

MEPF & IT
BuroHappold
100 Broadway #23
New York, NY 10005
+1 (212) 616-0228

Civil
VHB
100 Great Oaks Blvd., Suite 118
Albany, NY 12203
+1 (518) 389-3606

AV & Acoustics
LSTN Consultants
76 Beaver Street, 2nd Floor
New York, NY 10005
+1 (347) 788-0810

Facade
Front Inc.
100 E. Broadway Street, #501
New York, NY 10002
+1 (212) 242-2220

Key Plan

Description	Date
Filing Set	06/17/22

Project

Storm King Art Center

Welcome Pavilions

Seal

NOT FOR CONSTRUCTION

Drawing Title

Ticketing - Plan Details - Envelope

Date	06/17/22
Scale	1 1/2" = 1'-0"
Drawing Number	A-W-422
Sheet Size	ARCH D

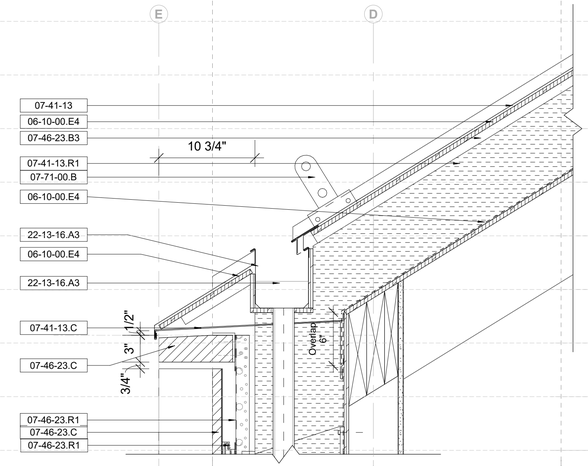

1 Ticketing - Roof - Eaves Detail_001
1 1/2" = 1'-0"

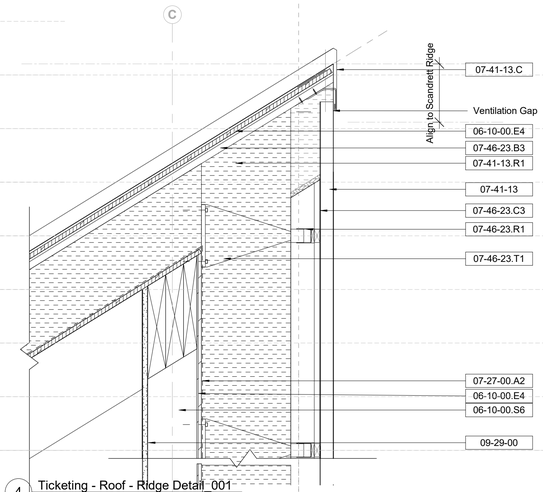

4 Ticketing - Roof - Ridge Detail_001
1 1/2" = 1'-0"

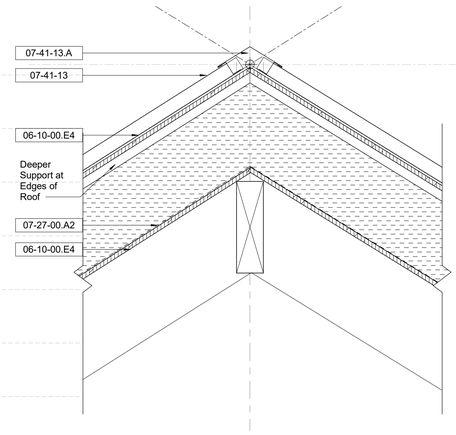

8 TCKT_DETL_SECT_Ridge_002_Front Ridge
1 1/2" = 1'-0"

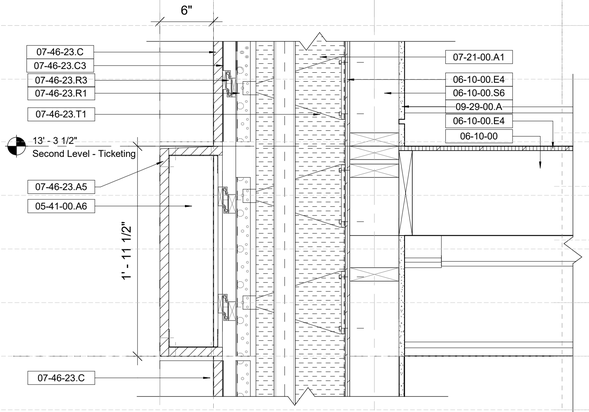

2 Ticketing - Facade Spandrel Detail
1 1/2" = 1'-0"

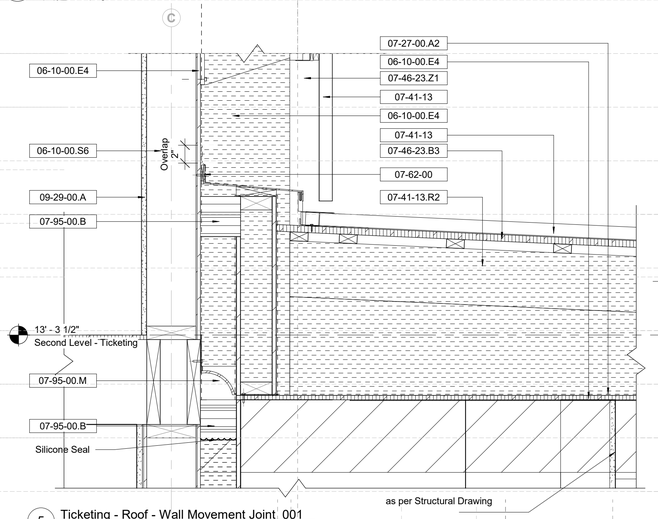

5 Ticketing - Roof - Wall Movement Joint_001
1 1/2" = 1'-0"

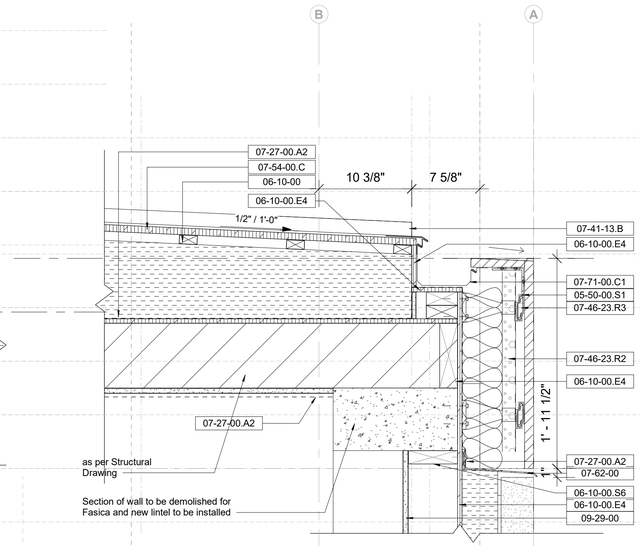

6 Ticketing - Roof - Spandrel Movement Joint at Infill Door
1 1/2" = 1'-0"

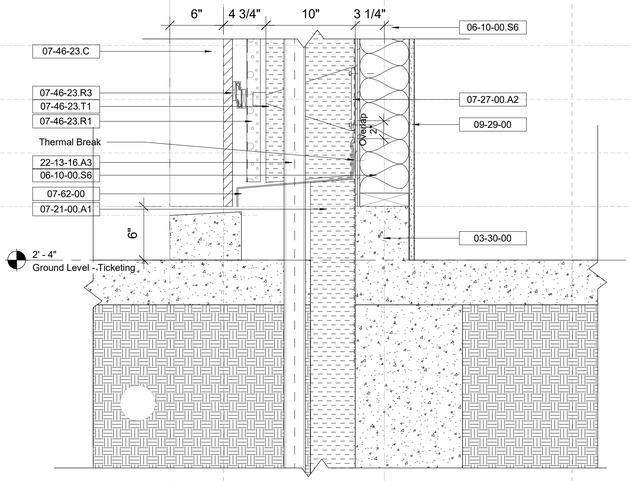

3 Ticketing - Wall Base_001
1 1/2" = 1'-0"

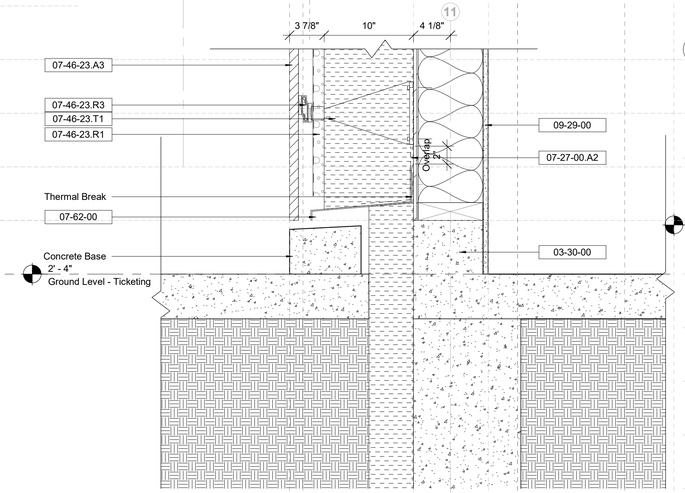

9 Ticketing - Wall Base_002
1 1/2" = 1'-0"

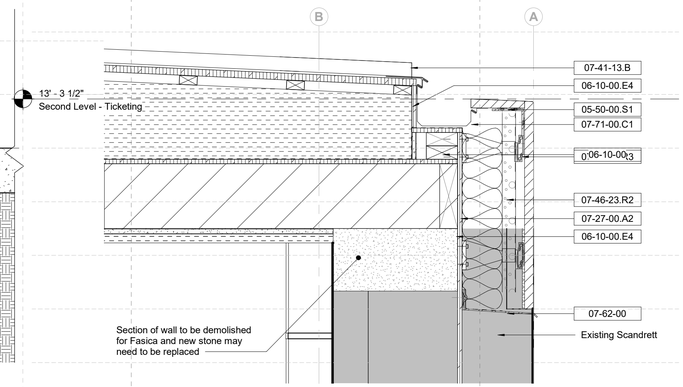

7 Ticketing - Roof - Spandrel Movement Joint
1 1/2" = 1'-0"

Keynote Legend

Key Value	*Keynote Text*
03-30-00	Cast-In-Place Concrete
05-41-00.A6	6" Metal Stud
05-50-00.S1	Steel Support Angle
06-10-00	Rough Carpentry
06-10-00.E4	1/2" Exterior Grade Plywood
06-10-00.S6	Stud - 2x6" Nominal
07-21-00.A1	Mineral Wool Insulation, Exterior
07-27-00.A2	Self-Adhering Vapor-Impermeable Air Barrier
07-41-13	Metal Roof Panels
07-41-13.A	Ridge Cap
07-41-13.B	Edge Flashing
07-41-13.C	Downturned Edge Flashing
07-41-13.R1	Polyiso Insulation
07-41-13.R2	Polyiso Insulation, Tapered to Drain
07-46-23.A3	Abodo vertical timber cladding (Ticketing)
07-46-23.A5	Abodo timber clad paneling (Ticketing/Restroom)
07-46-23.B3	Furring Strip
07-46-23.C	Abodo timber fin
07-46-23.C3	SS Closer Strip
07-46-23.R1	Vertical Rail
07-46-23.R2	Horizontal Rail
07-46-23.R3	Interlocking Support Brackets
07-46-23.T1	Adjustable Thermal Bracket
07-46-23.Z1	Z-Girt, Stainless Steel
07-54-00.C	Cover Board
07-62-00	Sheet Metal Flashing
07-71-00.B	Snow Guard
07-71-00.C1	Gutters
07-95-00.B	Expansion Controls, Exterior
07-95-00.M	Primary Movement Joint
09-29-00	Gypsum Drywall
09-29-00.A	5/8" Gypsum Wall Board
22-13-16.A3	Roof Drain

Owner
Storm King Art Center
1 Museum Road
New Windsor, NY 12553
+1 (845) 534-3115

Design Architect
heneghan peng architects
14-16 Lord Edward Street
Dublin, D02 YC63
+353 1 633 9000

Executive Architect
WXY Architecture + Urban Design
224 Centre Street, 5th Floor
New York, NY 10013
+1 (212) 219-1953

Landscape Architect
Gustafson Porter + Bowman
1 Cobham Mews
London, MW1 9SB
+44 020 7284 8950

Reed Hilderbrand LLC
33 Whitney Avenue, 3rd Floor
New Haven, CT 06510
+1 (617) 923-2422

Structural & Lighting
ARUP
77 Water Street
New York, NY 10005
+1 (212) 896-3000

MEPF & IT
BuroHappold
100 Broadway #23
New York, NY 10005
+1 (212) 616-0228

Civil
VHB
100 Great Oaks Blvd., Suite 118
Albany, NY 12203
+1 (518) 389-3606

AV & Acoustics
LSTN Consultants
76 Beaver Street, 2nd Floor
New York, NY 10005
+1 (347) 788-0810

Facade
Front Inc.
100 E. Broadway Street, #501
New York, NY 10002
+1 (212) 242-2220

Key Plan

Description	Date
Filing Set	06/17/22

Project

Storm King Art Center

Welcome Pavilions

Seal

NOT FOR CONSTRUCTION

Drawing Title

Ticketing - Section Details - Envelope

Date	06/17/22
Scale	1 1/2" = 1'-0"
Drawing Number	A-W-425
Sheet Size	ARCH D

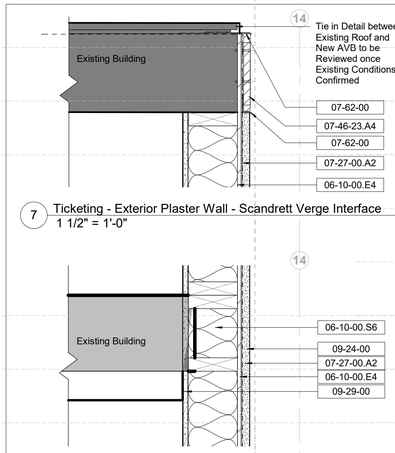

7 Ticketing - Exterior Plaster Wall - Scandrett Verge Interface
1 1/2" = 1'-0"

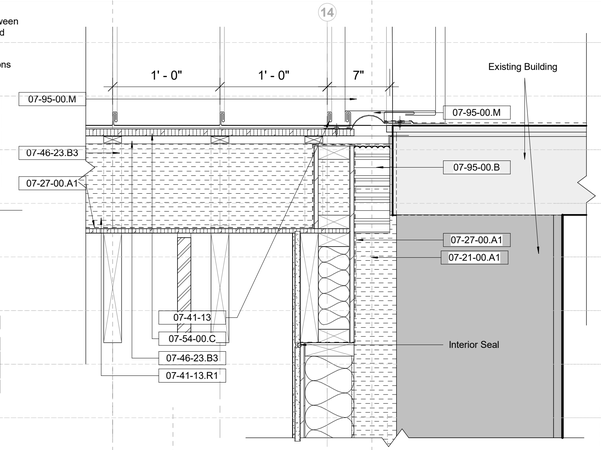

1 Ticketing - Roof - Wall Movement Joint_003
1 1/2" = 1'-0"

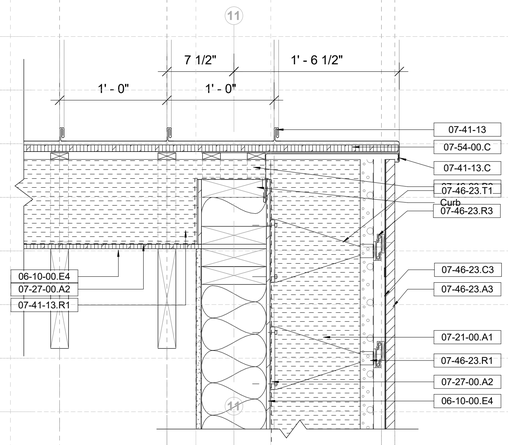

5 Ticketing - Detail Section - Gable Eaves
1 1/2" = 1'-0"

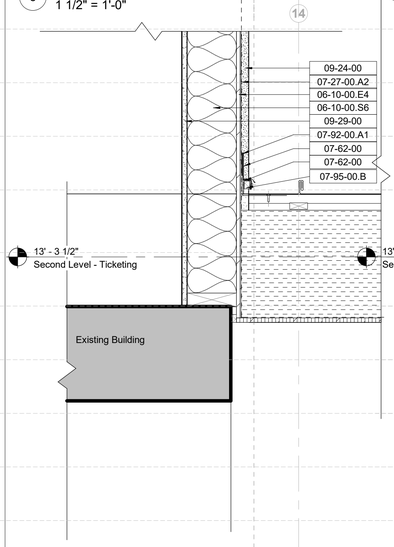

6 Ticketing - Exterior Plaster Wall - Scandrett Floor Interface
1 1/2" = 1'-0"

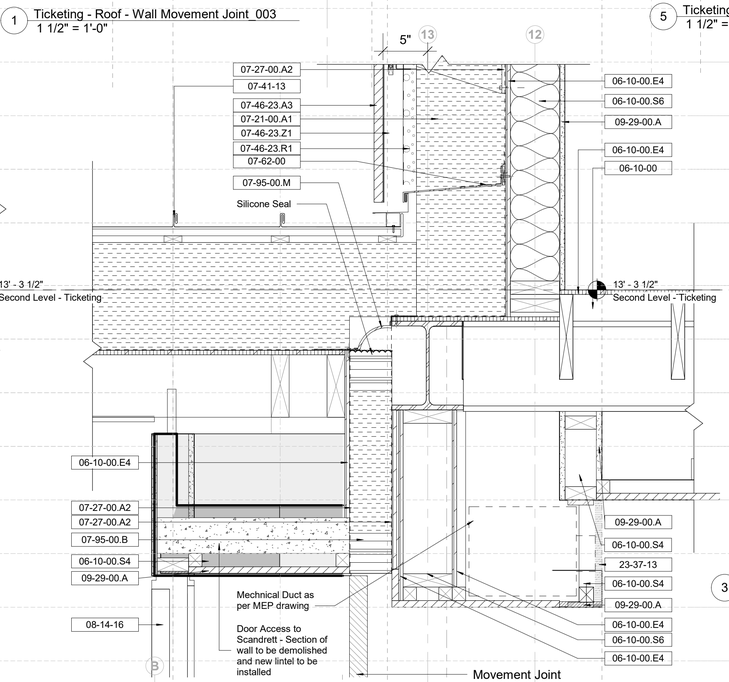

9 Ticketing - Roof - Wall Movement Joint & Door B13 Head Detail
1 1/2" = 1'-0"

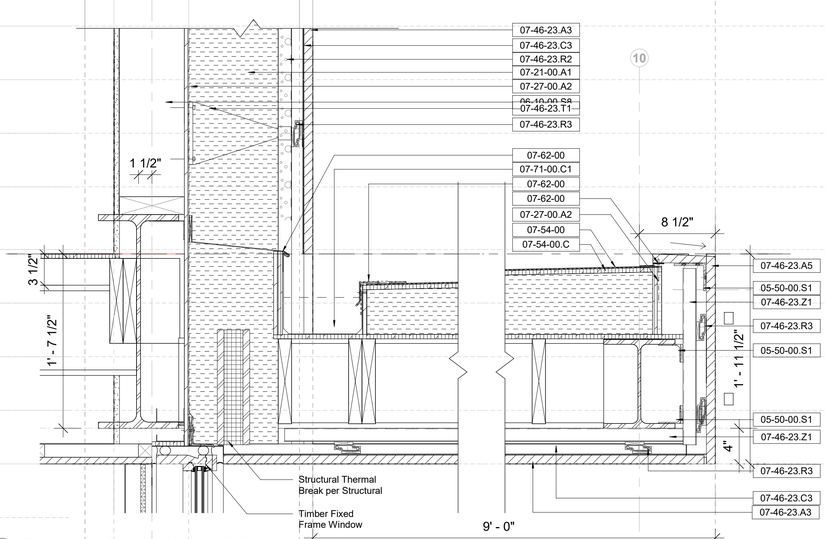

3 Ticketing - Detail Section - Awning at Window
1 1/2" = 1'-0"

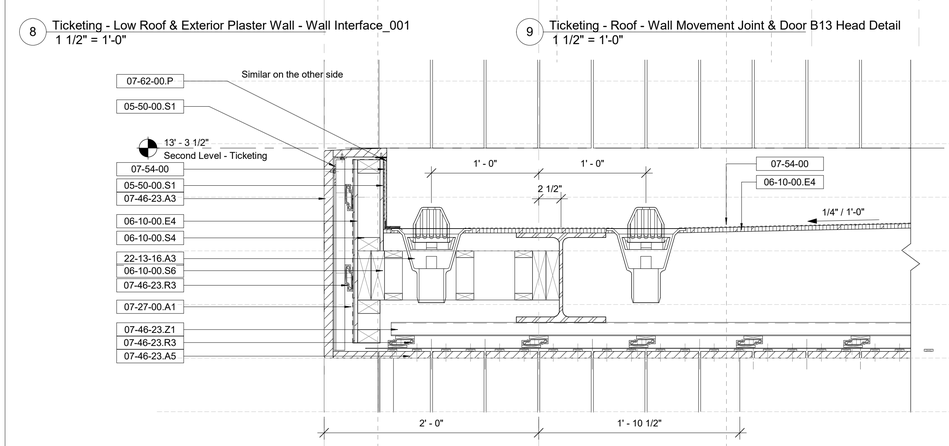

4 Ticketing - Detail Section_Awning Gutter
1 1/2" = 1'-0"

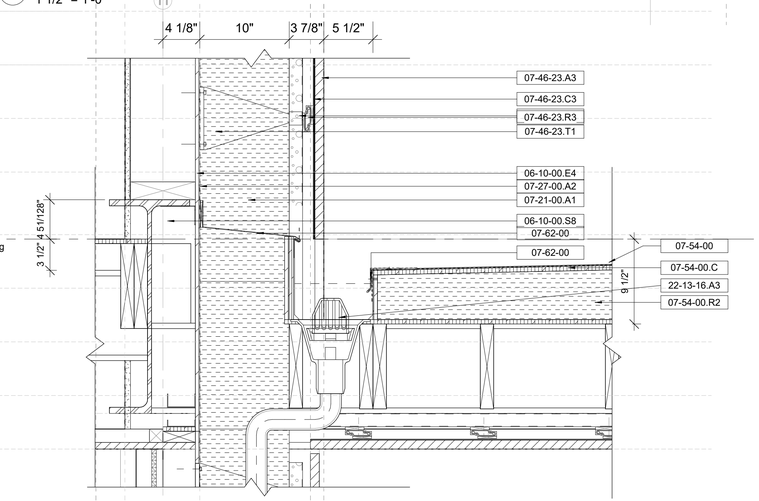

2 Ticketing - Detail Section - Awning at Wall
1 1/2" = 1'-0"

Keynote Legend

Key Value	*Keynote Text*
05-50-00.S1	Steel Support Angle
06-10-00	Rough Carpentry
06-10-00.E4	1/2" Exterior Grade Plywood
06-10-00.S4	Stud - 2x4" Nominal
06-10-00.S6	Stud - 2x6" Nominal
06-10-00.S8	Stud - 2x8" Nominal
07-21-00.A1	Mineral Wool Insulation, Exterior
07-27-00.A1	Self-Adhering Vapor-Permeable Air Barrier
07-27-00.A2	Self-Adhering Vapor-Impermeable Air Barrier
07-41-13	Metal Roof Panels
07-41-13.C	Downturned Edge Flashing
07-41-13.R1	Polyiso Insulation
07-46-23.A3	Abodo vertical timber cladding (Ticketing)
07-46-23.A4	Abodo vertical timber cladding (Pond/Restroom)
07-46-23.A5	Abodo timber clad paneling (Ticketing/Restroom)
07-46-23.B3	Furring Strip
07-46-23.C3	SS Closer Strip
07-46-23.R1	Vertical Rail
07-46-23.R2	Horizontal Rail
07-46-23.R3	Interlocking Support Brackets
07-46-23.T1	Adjustable Thermal Bracket
07-46-23.Z1	Z-Girt, Stainless Steel
07-54-00	Thermoplastic Membrane Roofing (TPO)
07-54-00.C	Cover Board
07-54-00.R2	Polyiso Insulation, Tapered to Drain
07-62-00	Sheet Metal Flashing
07-62-00.P	Parapet Coping
07-71-00.C1	Gutters
07-92-00.A1	Joint Sealers
07-95-00.B	Expansion Controls, Exterior
07-95-00.M	Primary Movement Joint
08-14-16	Interior Wood Doors
09-24-00	Cement Plastering
09-29-00	Gypsum Drywall
09-29-00.A	5/8" Gypsum Wall Board
22-13-16.A3	Roof Drain
23-37-13	Interior Air Diffusers, Grilles, & Vents

Owner
Storm King Art Center
1 Museum Road
New Windsor, NY 12553
+1 (845) 534-3115

Design Architect
heneghan peng architects
14-16 Lord Edward Street
Dublin, D02 YC63
+353 1 633 9000

Executive Architect
WXY Architecture + Urban Design
224 Centre Street, 5th Floor
New York, NY 10013
+1 (212) 219-1953

Landscape Architect
Gustafson Porter + Bowman
1 Cobham Mews
London, MW1 9SB
+44 020 7284 8950

Reed Hilderbrand LLC
33 Whitney Avenue, 3rd Floor
New Haven, CT 06510
+1 (617) 923-2422

Structural & Lighting
ARUP
77 Water Street
New York, NY 10005
+1 (212) 896-3000

MEPF & IT
BuroHappold
100 Broadway #23
New York, NY 10005
+1 (212) 616-0228

Civil
VHB
100 Great Oaks Blvd., Suite 118
Albany, NY 12203
+1 (518) 389-3606

AV & Acoustics
LSTN Consultants
76 Beaver Street, 2nd Floor
New York, NY 10005
+1 (347) 788-0810

Facade
Front Inc.
100 E. Broadway Street, #501
New York, NY 10002
+1 (212) 242-2220

Key Plan

Description	Date
Filing Set	06/17/22

Project

Storm King Art Center

Welcome Pavilions

Seal

NOT FOR CONSTRUCTION

Drawing Title

Ticketing - Section Details - Envelope

Date	06/17/22
Scale	1 1/2" = 1'-0"
Drawing Number	A-W-426
Sheet Size	ARCH D

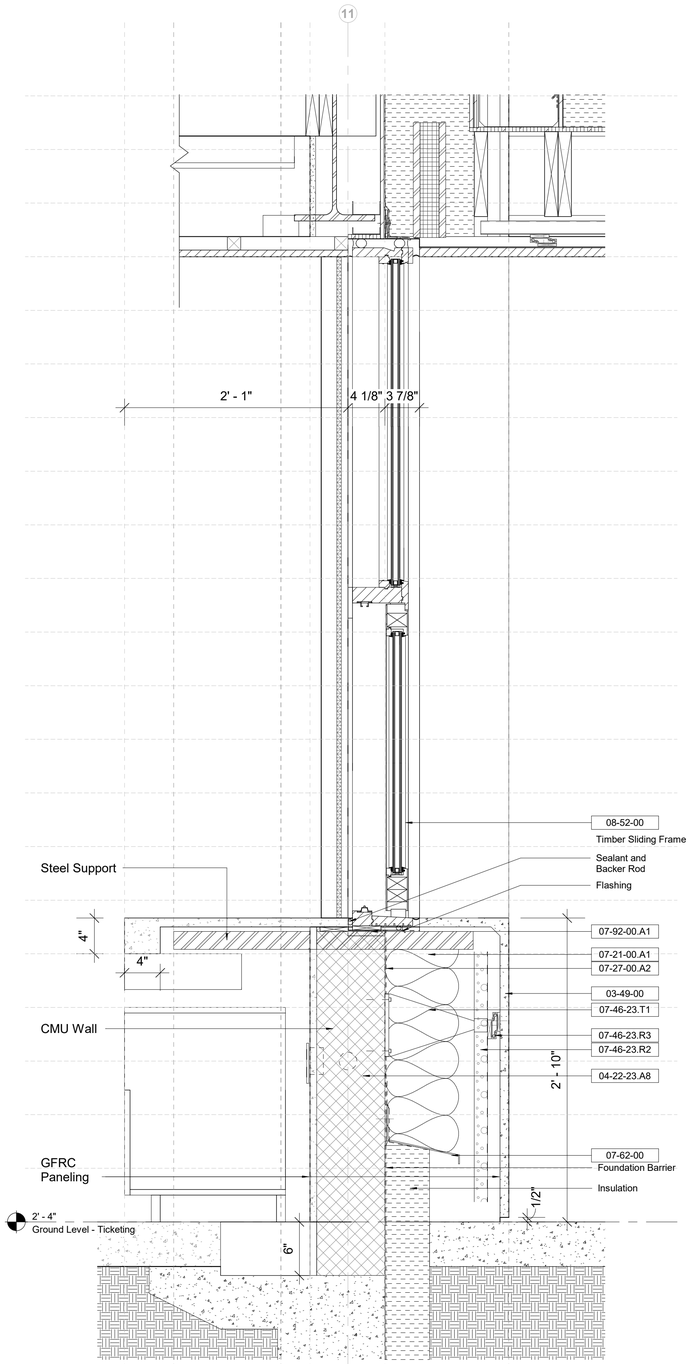

1 Ticketing - Detail Section - Counter_00
1 1/2" = 1'-0"

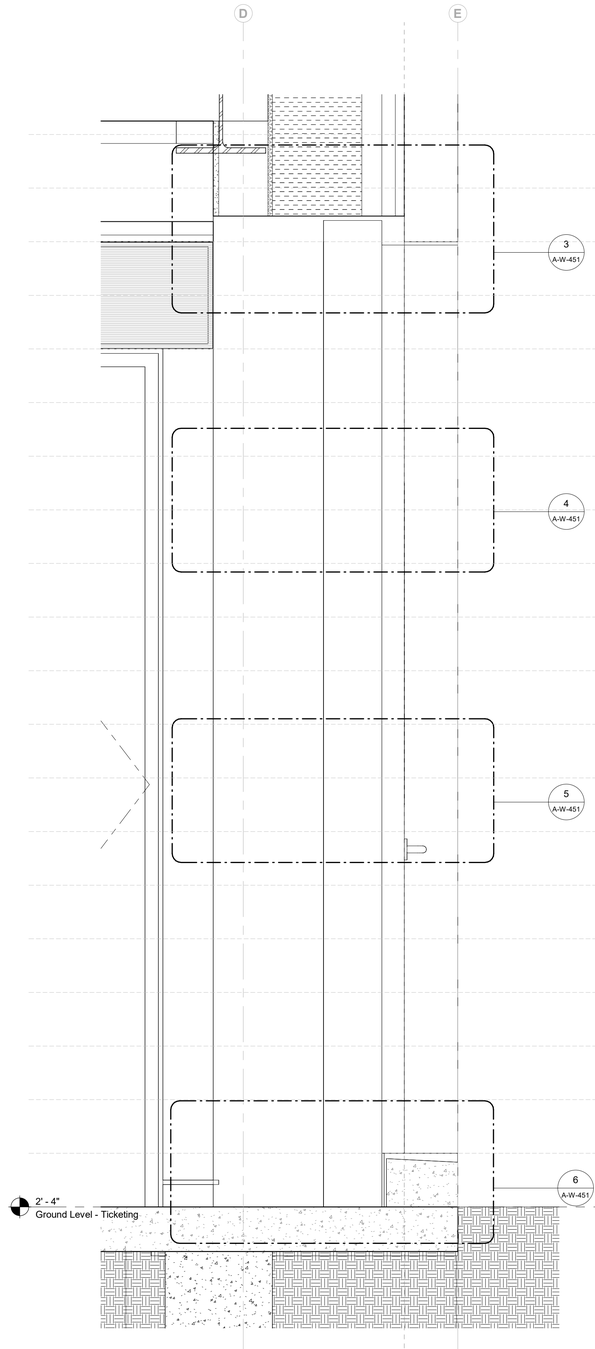

3 Ticketing - Detail Section - Door Threshold & Head
1 1/2" = 1'-0"

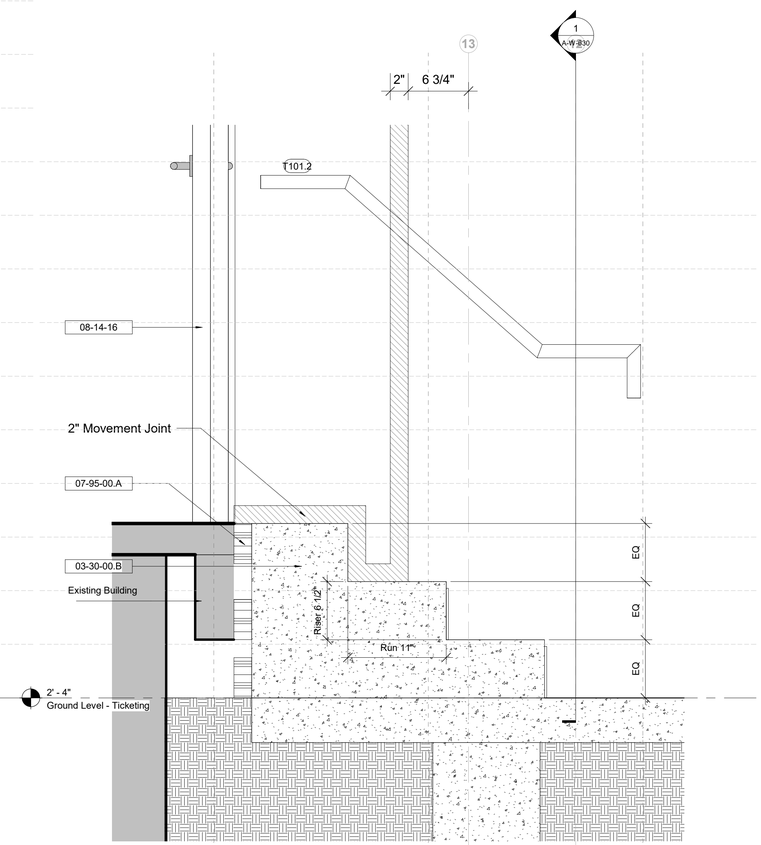

2 Ticketing - Ground - Wall Movement Joint & B13 Threshold Detail
1 1/2" = 1'-0"

Keynote Legend

Key Value	*Keynote Text*
03-30-00.B	Polished Concrete Finish
03-49-00	Glass-Fiber-Reinforced Concrete
04-22-23.A8	Architectural Concrete Unit Masonry - 8" nom.
07-21-00.A1	Mineral Wool Insulation, Exterior
07-27-00.A2	Self-Adhering Vapor-Impermeable Air Barrier
07-46-23.R2	Horizontal Rail
07-46-23.R3	Interlocking Support Brackets
07-46-23.T1	Adjustable Thermal Bracket
07-62-00	Sheet Metal Flashing
07-92-00.A1	Joint Sealers
07-95-00.A	Expansion Controls, Interior
08-14-16	Interior Wood Doors
08-52-00	Exterior Wood-Framed Windows & Doors

Owner
Storm King Art Center
1 Museum Road
New Windsor, NY 12553
+1 (845) 534-3115

Design Architect
heneghan peng architects
14-16 Lord Edward Street
Dublin, D02 YC63
+353 1 633 9000

Executive Architect
WXY Architecture + Urban Design
224 Centre Street, 5th Floor
New York, NY 10013
+1 (212) 219-1953

Landscape Architect
Gustafson Porter + Bowman
1 Cobham Mews
London, MW1 9SB
+44 020 7284 8950

Reed Hilderbrand LLC
33 Whitney Avenue, 3rd Floor
New Haven, CT 06510
+1 (617) 923-2422

Structural & Lighting
ARUP
77 Water Street
New York, NY 10005
+1 (212) 896-3000

MEPF & IT
BuroHappold
100 Broadway #23
New York, NY 10005
+1 (212) 616-0228

Civil
VHB
100 Great Oaks Blvd., Suite 118
Albany, NY 12203
+1 (518) 389-3606

AV & Acoustics
LSTN Consultants
76 Beaver Street, 2nd Floor
New York, NY 10005
+1 (347) 788-0810

Facade
Front Inc.
100 E. Broadway Street, #501
New York, NY 10002
+1 (212) 242-2220

Key Plan

N

Description	Date
Filing Set	06/17/22

Project

Storm King Art Center
Welcome Pavilions

Seal

NOT FOR CONSTRUCTION

Drawing Title

Ticketing - Section Details - Envelope

Date	06/17/22
Scale	1 1/2" = 1'-0"
Drawing Number	A-W-427
Sheet Size	ARCH D

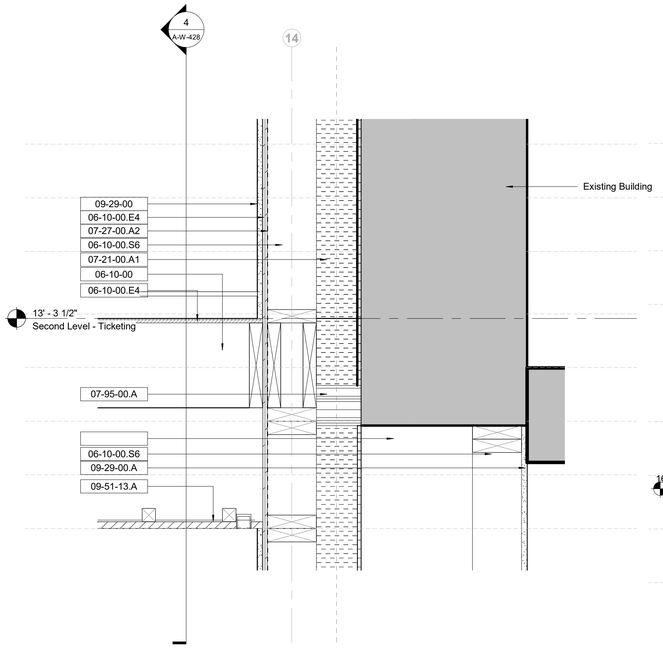

1 Ticketing - Roof - Wall Movement Joint_2
1 1/2" = 1'-0"

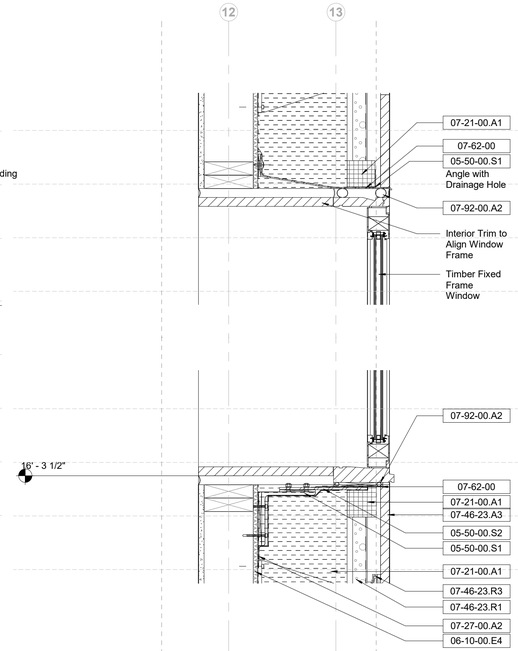

3 Ticketing - Section Detail - Attic Window
1 1/2" = 1'-0"

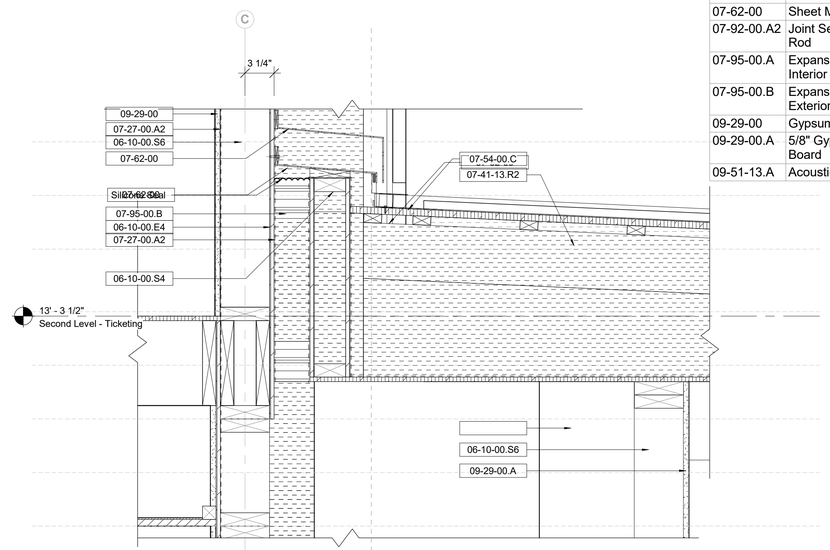

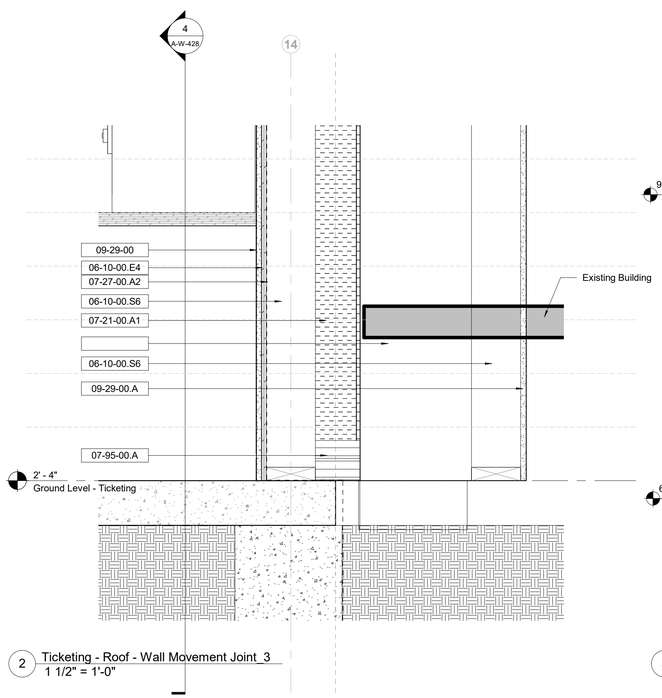

2 Ticketing - Roof - Wall Movement Joint_3
1 1/2" = 1'-0"

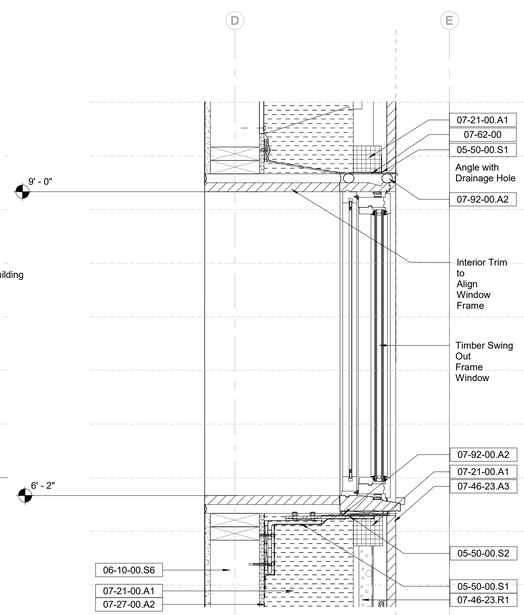

5 Ticketing - Window Head and Sill Detail - Manager Room
1 1/2" = 1'-0"

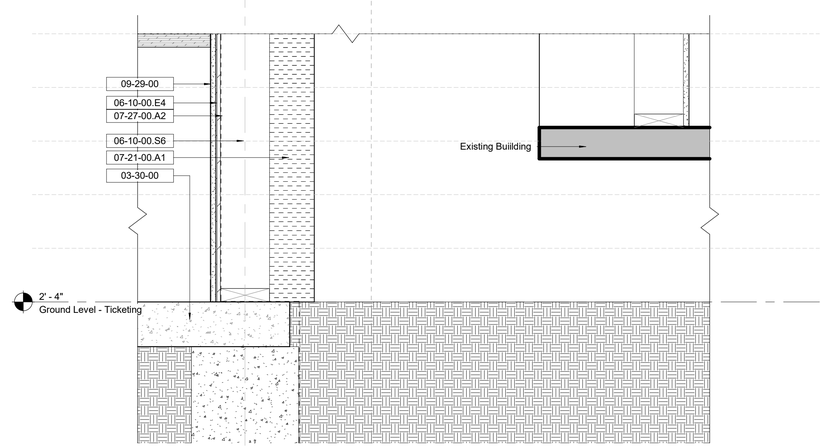

4 Ticketing - Detail Section - Manager Room
1 1/2" = 1'-0"

Keynote Legend

Key Value	*Keynote Text*
03-30-00	Cast-In-Place Concrete
05-50-00.S1	Steel Support Angle
05-50-00.S2	Steel Support Plate
06-10-00	Rough Carpentry
06-10-00.E4	1/2" Exterior Grade Plywood
06-10-00.S4	Stud - 2x4" Nominal
06-10-00.S6	Stud - 2x6" Nominal
07-21-00.A1	Mineral Wool Insulation, Exterior
07-27-00.A2	Self-Adhering Vapor-Impermeable Air Barrier
07-41-13.R2	Polyiso Insulation, Tapered to Drain
07-46-23.A3	Abodo vertical timber cladding (Ticketing)
07-46-23.R1	Vertical Rail
07-46-23.R3	Interlocking Support Brackets
07-54-00.C	Cover Board
07-62-00	Sheet Metal Flashing
07-92-00.A2	Joint Sealant w/ Backer Rod
07-95-00.A	Expansion Controls, Interior
07-95-00.B	Expansion Controls, Exterior
09-29-00	Gypsum Drywall
09-29-00.A	5/8" Gypsum Wall Board
09-51-13.A	Acoustic Ceiling Tile

Owner
Storm King Art Center
1 Museum Road
New Windsor, NY 12553
+1 (845) 534-3115

Design Architect
heneghan peng architects
14-16 Lord Edward Street
Dublin, D02 YC63
+353 1 633 9000

Executive Architect
WXY Architecture + Urban Design
224 Centre Street, 5th Floor
New York, NY 10013
+1 (212) 219-1953

Landscape Architect
Gustafson Porter + Bowman
1 Cobham Mews
London, MW1 9SB
+44 020 7284 8950

Reed Hilderbrand LLC
33 Whitney Avenue, 3rd Floor
New Haven, CT 06510
+1 (617) 923-2422

Structural & Lighting
ARUP
77 Water Street
New York, NY 10005
+1 (212) 896-3000

MEPF & IT
BuroHappold
100 Broadway #23
New York, NY 10005
+1 (212) 616-0228

Civil
VHB
100 Great Oaks Blvd., Suite 118
Albany, NY 12203
+1 (518) 389-3606

AV & Acoustics
LSTN Consultants
76 Beaver Street, 2nd Floor
New York, NY 10005
+1 (347) 788-0810

Facade
Front Inc.
100 E. Broadway Street, #501
New York, NY 10002
+1 (212) 242-2220

Key Plan

Description	Date
Filing Set	06/17/22

Project

Storm King Art Center

Welcome Pavilions

Seal

NOT FOR CONSTRUCTION

Drawing Title

Ticketing - Section Details - Envelope

Date	06/17/22
Scale	1 1/2" = 1'-0"
Drawing Number	A-W-428
Sheet Size	ARCH D

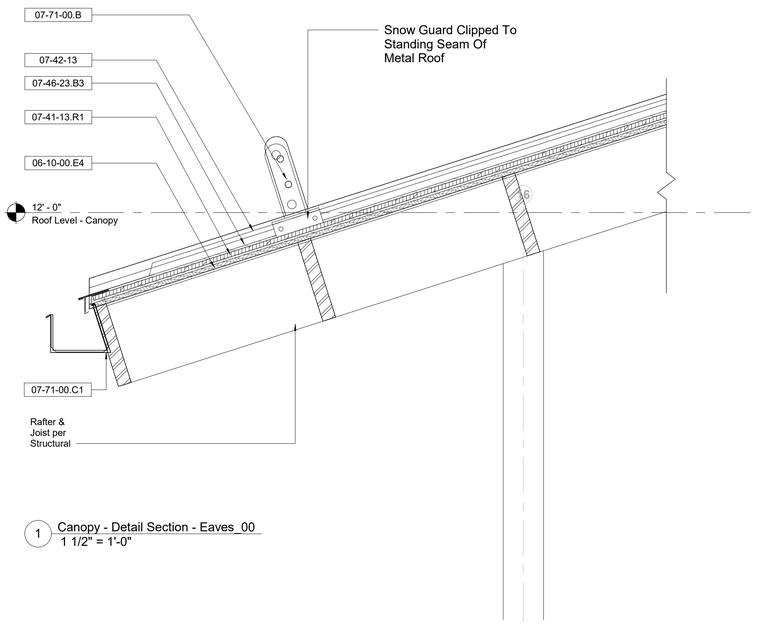

1 Canopy - Detail Section - Eaves_00
1 1/2" = 1'-0"

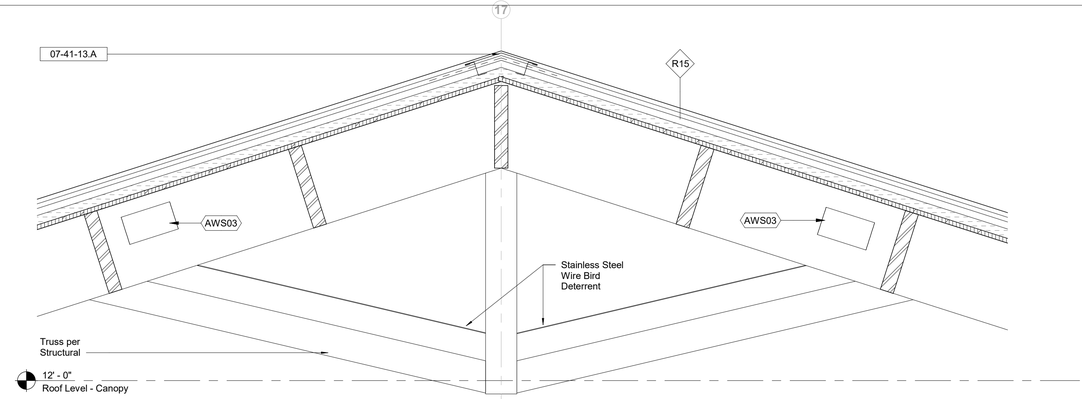

2 Canopy - Detail Section - Ridge_00
1 1/2" = 1'-0"

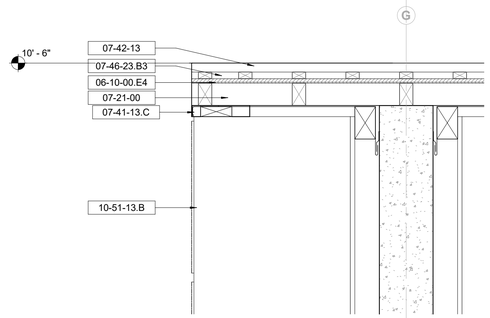

4 Canopy - Detail Section - Locker Cover Detail
1 1/2" = 1'-0"

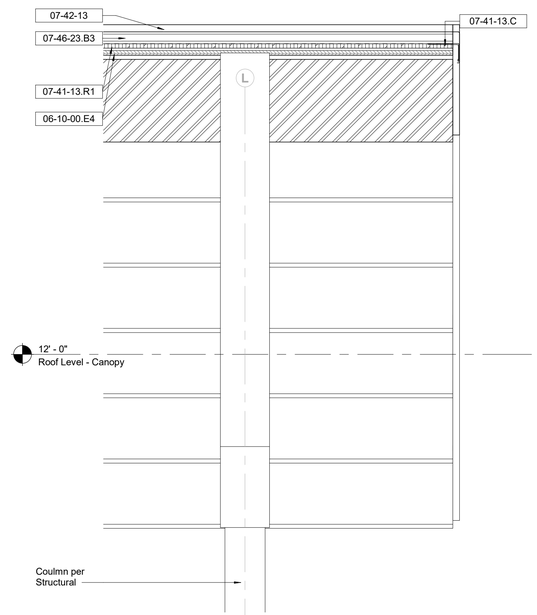

6 Canopy - Detail Section - End Verge Detail
1 1/2" = 1'-0"

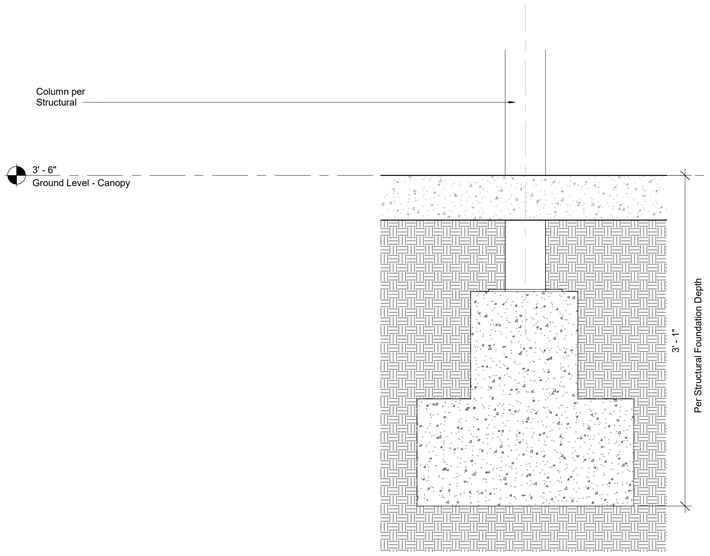

3 Canopy - Detail Section - Column Foundation
1 1/2" = 1'-0"

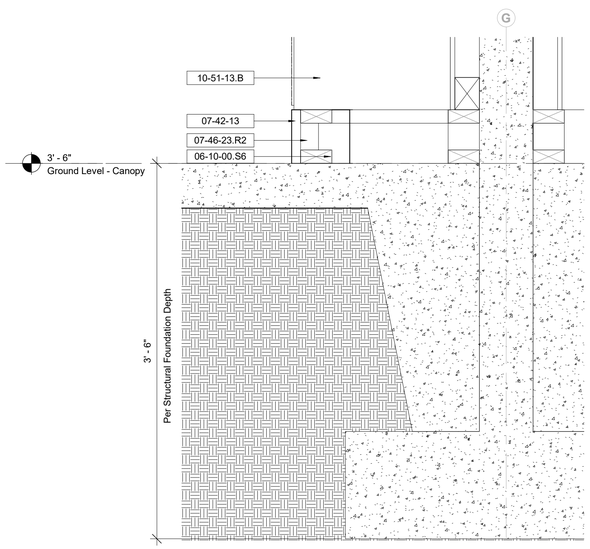

5 Canopy - Detail Section - Locker Foot Detail
1 1/2" = 1'-0"

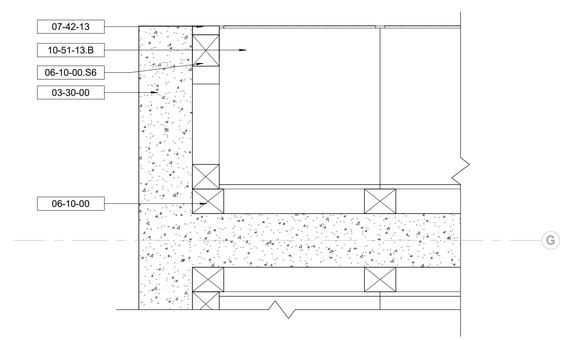

7 Canopy - Plan Detail - Locker
1 1/2" = 1'-0"

Keynote Legend

Key Value	*Keynote Text*
03-30-00	Cast-In-Place Concrete
06-10-00	Rough Carpentry
06-10-00.E4	1/2" Exterior Grade Plywood
06-10-00.S6	Stud - 2x6" Nominal
07-21-00	Thermal Insulation
07-41-13.A	Ridge Cap
07-41-13.C	Downturned Edge Flashing
07-41-13.R1	Polyiso Insulation
07-42-13	Metal Wall Panels
07-46-23.B3	Furring Strip
07-46-23.R2	Horizontal Rail
07-71-00.B	Snow Guard
07-71-00.C1	Gutters
10-51-13.B	Stainless Steel Lockers, Exterior

Owner
Storm King Art Center
1 Museum Road
New Windsor, NY 12553
+1 (845) 534-3115

Design Architect
heneghan peng architects
14-16 Lord Edward Street
Dublin, D02 YC63
+353 1 633 9000

Executive Architect
WXY Architecture + Urban Design
224 Centre Street, 5th Floor
New York, NY 10013
+1 (212) 219-1953

Landscape Architect
Gustafson Porter + Bowman
1 Cobham Mews
London, MW1 9SB
+44 020 7284 8950

Reed Hilderbrand LLC
33 Whitney Avenue, 3rd Floor
New Haven, CT 06510
+1 (617) 923-2422

Structural & Lighting
ARUP
77 Water Street
New York, NY 10005
+1 (212) 896-3000

MEPF & IT
BuroHappold
100 Broadway #23
New York, NY 10005
+1 (212) 616-0228

Civil
VHB
100 Great Oaks Blvd., Suite 118
Albany, NY 12203
+1 (518) 389-3606

AV & Acoustics
LSTN Consultants
76 Beaver Street, 2nd Floor
New York, NY 10005
+1 (347) 788-0810

Facade
Front Inc.
100 E. Broadway Street, #501
New York, NY 10002
+1 (212) 242-2220

Key Plan

Description	Date
Filing Set	06/17/22

Project

Storm King Art Center

Welcome Pavilions

Seal

NOT FOR CONSTRUCTION

Drawing Title

Canopy - Plan & Section Details

Date	06/17/22
Scale	1 1/2" = 1'-0"
Drawing Number	A-W-431
Sheet Size	ARCH D

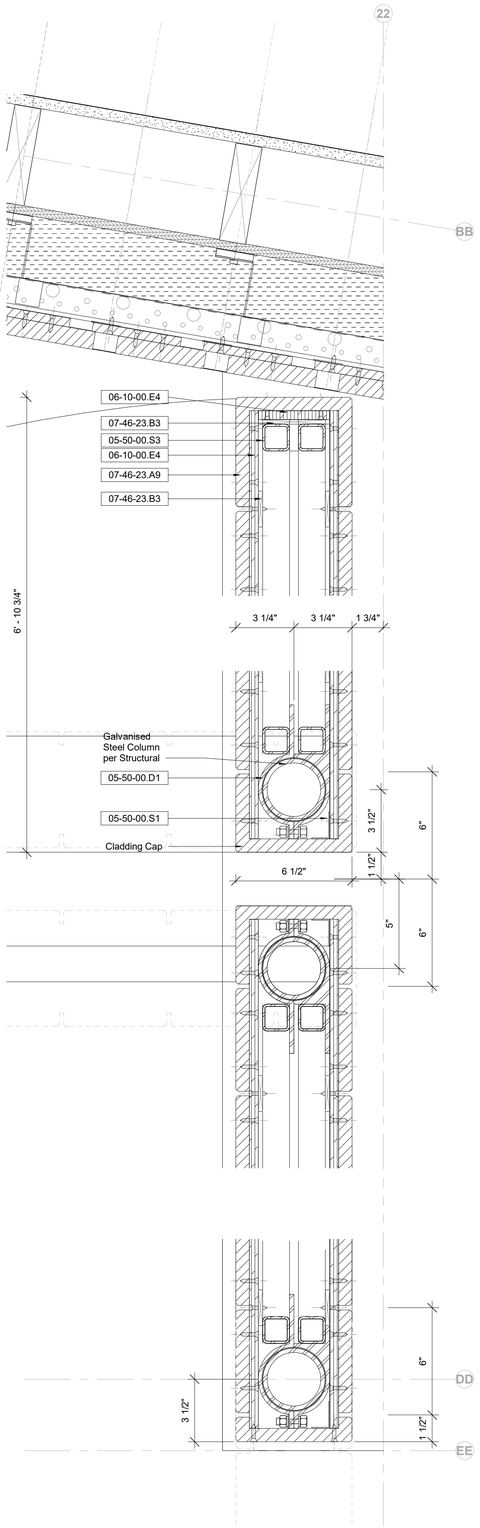

1 Restroom - Door E11 - Jamb Detail
3" = 1'-0"

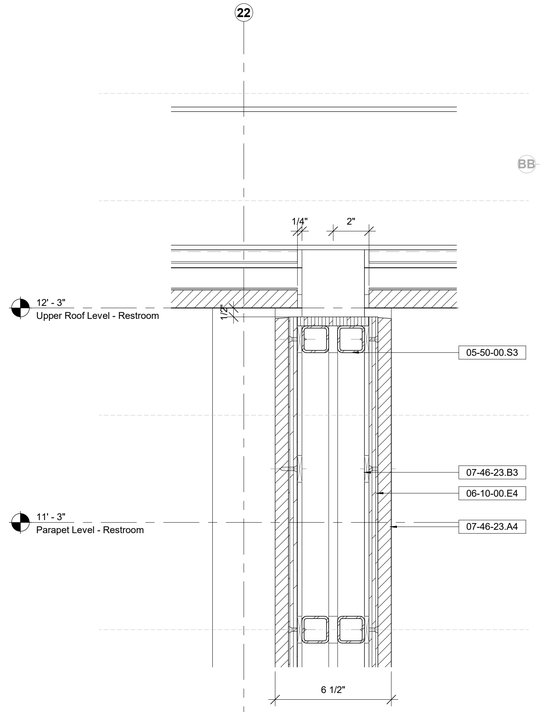

2 Restroom - Door E11 - Head Detail
3" = 1'-0"

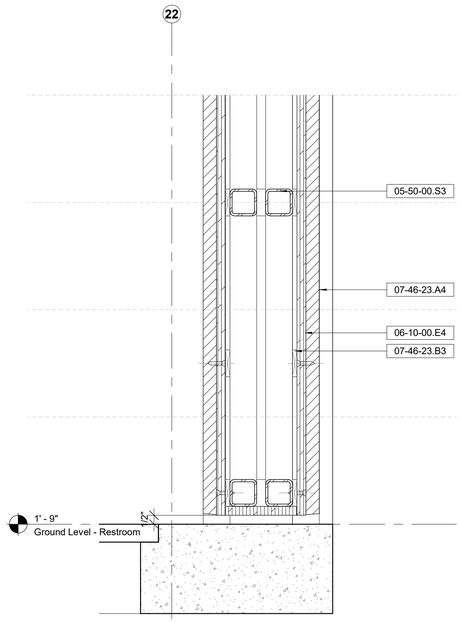

3 Restroom - Door E11 - Threshold Detail
3" = 1'-0"

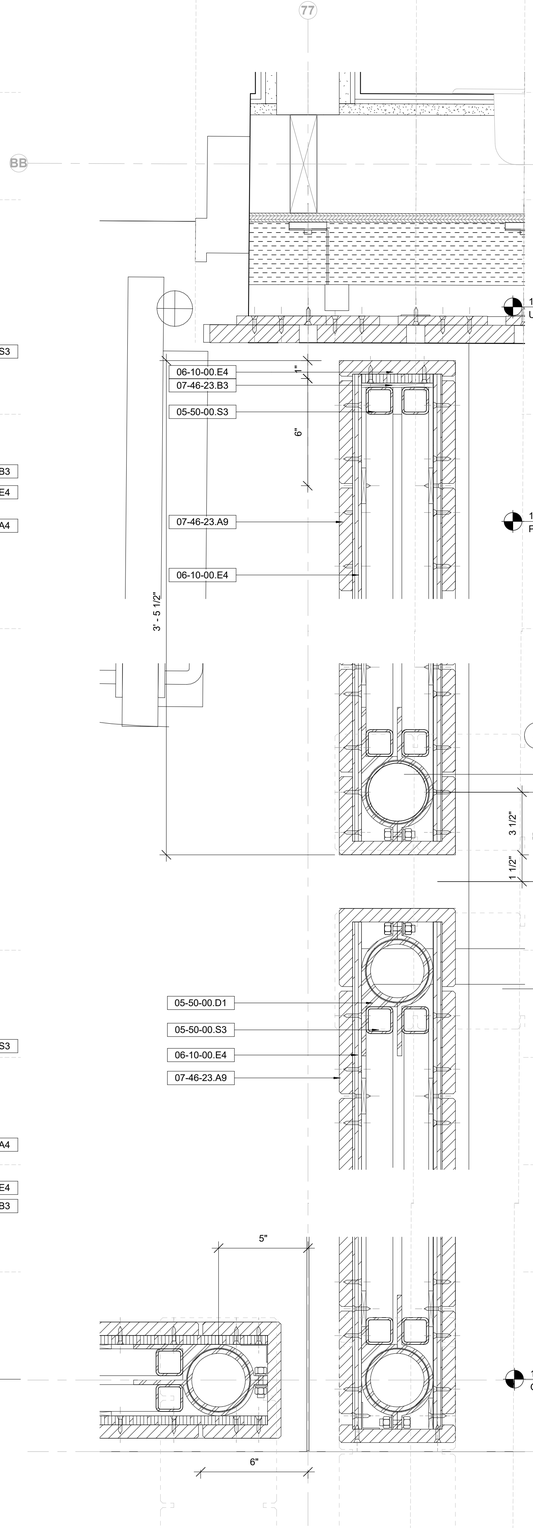

4 Restroom - Door E12 - Jamb Detail
3" = 1'-0"

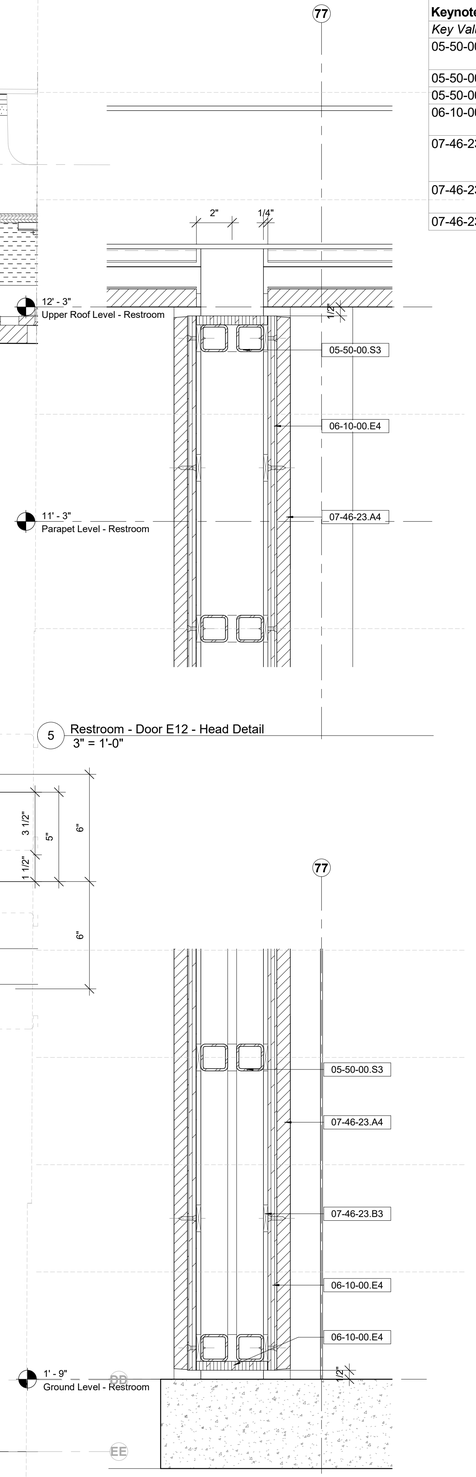

5 Restroom - Door E12 - Head Detail
3" = 1'-0"

6 Restroom - Door E12 - Threshold Detail
3" = 1'-0"

Keynote Legend

Key Value	*Keynote Text*
05-50-00.D1	Column Sleeve, Detachable
05-50-00.S1	Steel Support Angle
05-50-00.S3	Steel Support Tube
06-10-00.E4	1/2" Exterior Grade Plywood
07-46-23.A4	Abodo vertical timber cladding (Pond/Restroom)
07-46-23.A9	Abodo vertical timber cladding (Pivot Doors)
07-46-23.B3	Furring Strip

Owner
Storm King Art Center
1 Museum Road
New Windsor, NY 12553
+1 (845) 534-3115

Design Architect
heneghan peng architects
14-16 Lord Edward Street
Dublin, D02 YC63
+353 1 633 9000

Executive Architect
WXY Architecture + Urban Design
224 Centre Street, 5th Floor
New York, NY 10013
+1 (212) 219-1953

Landscape Architect
Gustafson Porter + Bowman
1 Cobham Mews
London, MW1 9SB
+44 020 7284 8950

Reed Hilderbrand LLC
33 Whitney Avenue, 3rd Floor
New Haven, CT 06510
+1 (617) 923-2422

Structural & Lighting
ARUP
77 Water Street
New York, NY 10005
+1 (212) 896-3000

MEPF & IT
BuroHappold
100 Broadway #23
New York, NY 10005
+1 (212) 616-0228

Civil
VHB
100 Great Oaks Blvd., Suite 118
Albany, NY 12203
+1 (518) 389-3606

AV & Acoustics
LSTN Consultants
76 Beaver Street, 2nd Floor
New York, NY 10005
+1 (347) 788-0810

Facade
Front Inc.
100 E. Broadway Street, #501
New York, NY 10002
+1 (212) 242-2220

Key Plan

Description	Date
Filing Set	06/17/22

Project

Storm King Art Center

Welcome Pavilions

Seal

NOT FOR CONSTRUCTION

Drawing Title

Restroom - Door Details - Exterior

Date	06/17/22
Scale	3" = 1'-0"
Drawing Number	A-W-441
Sheet Size	ARCH D

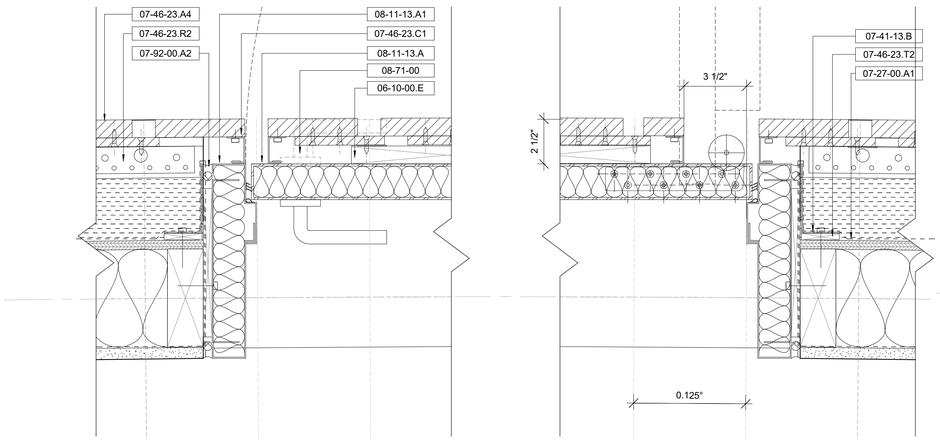

1 Restroom - Door A11 - Jamb Detail
3" = 1'-0"

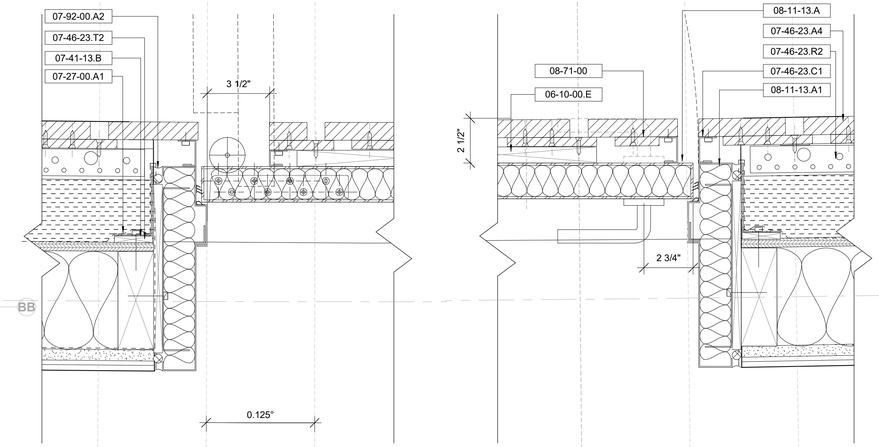

2 Restroom - Door A14 - Jamb Detail
3" = 1'-0"

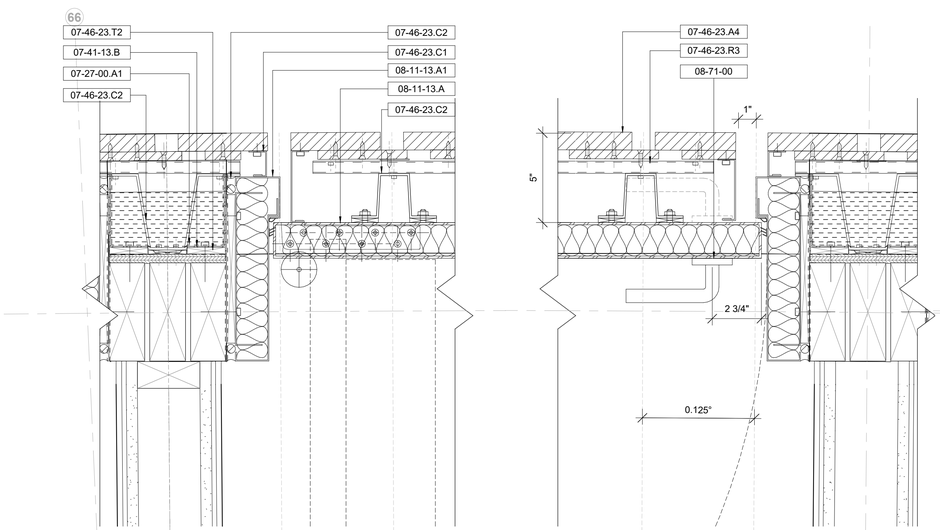

3 Restroom - Door A12 - Jamb Detail
3" = 1'-0"

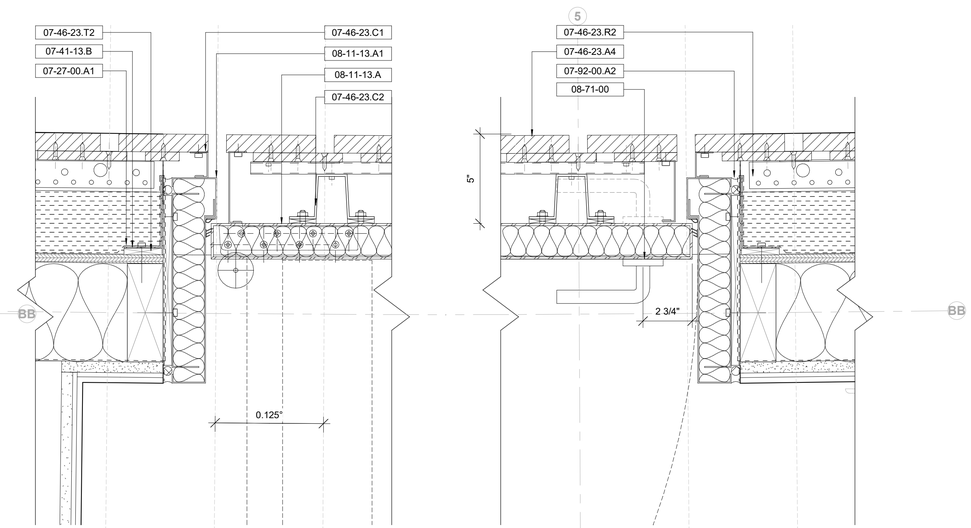

4 Restroom - Door A13 - Jamb Detail
3" = 1'-0"

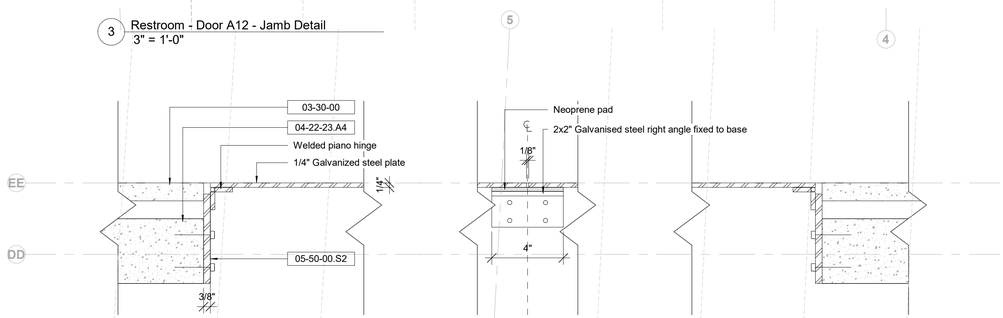

5 Restroom - Door E14 - Jamb Detail
3" = 1'-0"

Keynote Legend

Key Value	*Keynote Text*
03-30-00	Cast-In-Place Concrete
04-22-23.A4	Architectural Concrete Unit Masonry - 4" nom.
05-50-00.S2	Steel Support Plate
06-10-00.E	Wood Blocking
07-27-00.A1	Self-Adhering Vapor-Permeable Air Barrier
07-41-13.B	Edge Flashing
07-46-23.A4	Abodo vertical timber cladding (Pond/Restroom)
07-46-23.C1	Trim, Steel, Painted to Match Door
07-46-23.C2	Hat Channel
07-46-23.R2	Horizontal Rail
07-46-23.R3	Interlocking Support Brackets
07-46-23.T2	Thermal Bracket Base
07-92-00.A2	Joint Sealant w/ Backer Rod
08-11-13.A	Exterior Hollow Metal Door, Insulated
08-11-13.A1	Exterior Metal Door Frame, Insulated, Thermally-broken
08-71-00	Door Hardware

Owner
Storm King Art Center
1 Museum Road
New Windsor, NY 12553
+1 (845) 534-3115

Design Architect
heneghan peng architects
14-16 Lord Edward Street
Dublin, D02 YC63
+353 1 633 9000

Executive Architect
WXY Architecture + Urban Design
224 Centre Street, 5th Floor
New York, NY 10013
+1 (212) 219-1953

Landscape Architect
Gustafson Porter + Bowman
1 Cobham Mews
London, MW1 9SB
+44 020 7284 8950

Reed Hilderbrand LLC
33 Whitney Avenue, 3rd Floor
New Haven, CT 06510
+1 (617) 923-2422

Structural & Lighting
ARUP
77 Water Street
New York, NY 10005
+1 (212) 896-3000

MEPF & IT
BuroHappold
100 Broadway #23
New York, NY 10005
+1 (212) 616-0228

Civil
VHB
100 Great Oaks Blvd., Suite 118
Albany, NY 12203
+1 (518) 389-3606

AV & Acoustics
LSTN Consultants
76 Beaver Street, 2nd Floor
New York, NY 10005
+1 (347) 788-0810

Facade
Front Inc.
100 E. Broadway Street, #501
New York, NY 10002
+1 (212) 242-2220

Key Plan

Description	Date
Filing Set	06/17/22

Project

Storm King Art Center

Welcome Pavilions

Seal

NOT FOR CONSTRUCTION

Drawing Title

Restroom - Door Details - Exterior

Date	06/17/22
Scale	3" = 1'-0"
Drawing Number	A-W-442
Sheet Size	ARCH D

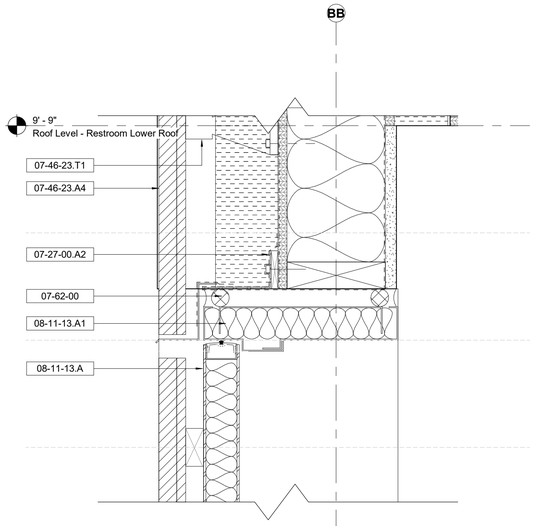

1 Restroom - Door A11 & A14 - Head Detail
3" = 1'-0"

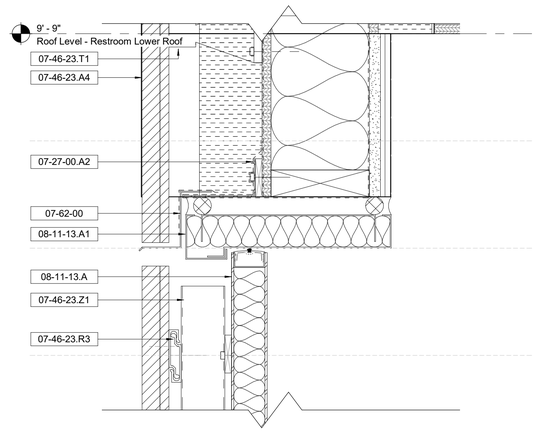

3 Restroom - Door A12 & A13 - Head Detail
3" = 1'-0"

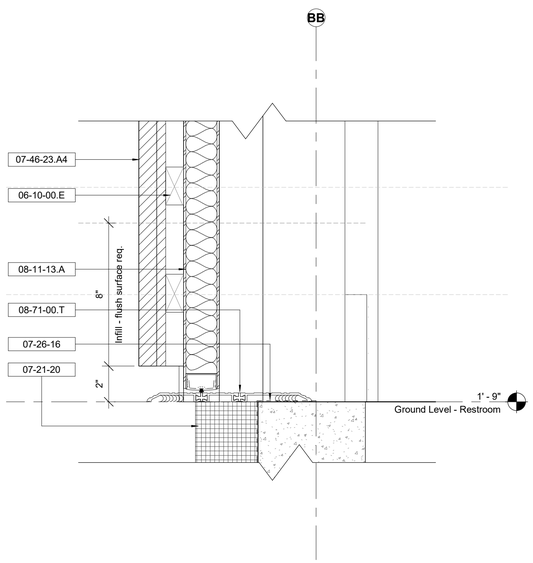

2 Restroom - Door A11 & A14 - Threshold Detail
3" = 1'-0"

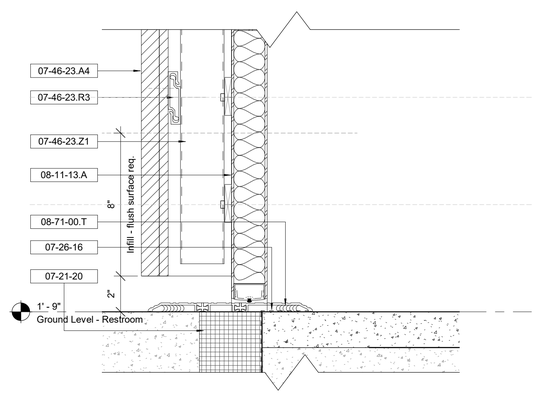

4 Restroom - Door A12 & A13 - Threshold Detail
3" = 1'-0"

Keynote Legend

Key Value	*Keynote Text*
06-10-00.E	Wood Blocking
07-21-20	XPS Insulation
07-26-16	Below-grade Vapor Retarder
07-27-00.A2	Self-Adhering Vapor-Impermeable Air Barrier
07-46-23.A4	Abodo vertical timber cladding (Pond/Restroom)
07-46-23.R3	Interlocking Support Brackets
07-46-23.T1	Adjustable Thermal Bracket
07-46-23.Z1	Z-Girt, Stainless Steel
07-62-00	Sheet Metal Flashing
08-11-13.A	Exterior Hollow Metal Door, Insulated
08-11-13.A1	Exterior Metal Door Frame, Insulated, Thermally-broken
08-71-00.T	Door Threshold, Thermally-broken

Owner
Storm King Art Center
1 Museum Road
New Windsor, NY 12553
+1 (845) 534-3115

Design Architect
heneghan peng architects
14-16 Lord Edward Street
Dublin, D02 YC63
+353 1 633 9000

Executive Architect
WXY Architecture + Urban Design
224 Centre Street, 5th Floor
New York, NY 10013
+1 (212) 219-1953

Landscape Architect
Gustafson Porter + Bowman
1 Cobham Mews
London, MW1 9SB
+44 020 7284 8950

Reed Hilderbrand LLC
33 Whitney Avenue, 3rd Floor
New Haven, CT 06510
+1 (617) 923-2422

Structural & Lighting
ARUP
77 Water Street
New York, NY 10005
+1 (212) 896-3000

MEPF & IT
BuroHappold
100 Broadway #23
New York, NY 10005
+1 (212) 616-0228

Civil
VHB
100 Great Oaks Blvd., Suite 118
Albany, NY 12203
+1 (518) 389-3606

AV & Acoustics
LSTN Consultants
76 Beaver Street, 2nd Floor
New York, NY 10005
+1 (347) 788-0810

Facade
Front Inc.
100 E. Broadway Street, #501
New York, NY 10002
+1 (212) 242-2220

Key Plan

Description	Date
Filing Set	06/17/22

Project

Storm King Art Center

Welcome Pavilions

Seal

NOT FOR CONSTRUCTION

Drawing Title

Restroom - Door Details - Exterior

Date	06/17/22
Scale	3" = 1'-0"
Drawing Number	A-W-443
Sheet Size	ARCH D

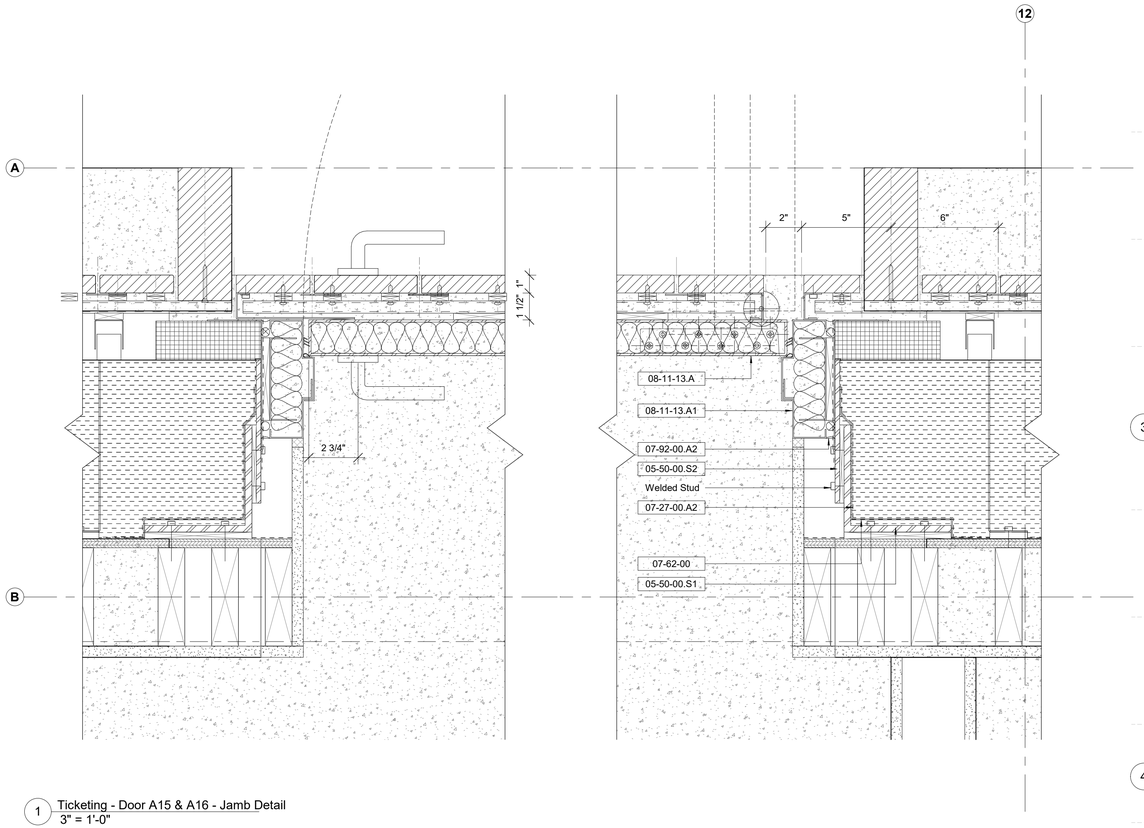

1 Ticketing - Door A15 & A16 - Jamb Detail
3" = 1'-0"

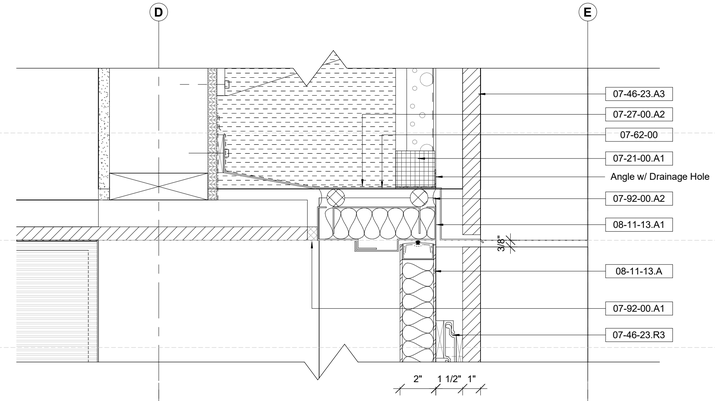

3 Ticketing - Door A15 & A16 - Head Detail
3" = 1'-0"

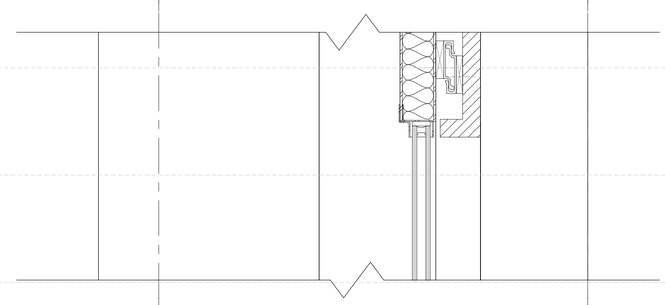

4 Ticketing - Door A15 & A16 - Glazing Head Detail
3" = 1'-0"

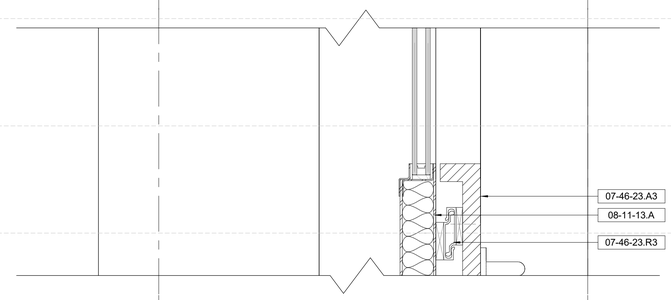

5 Ticketing - Door A15 & A16 - Glazing Sill Detail
3" = 1'-0"

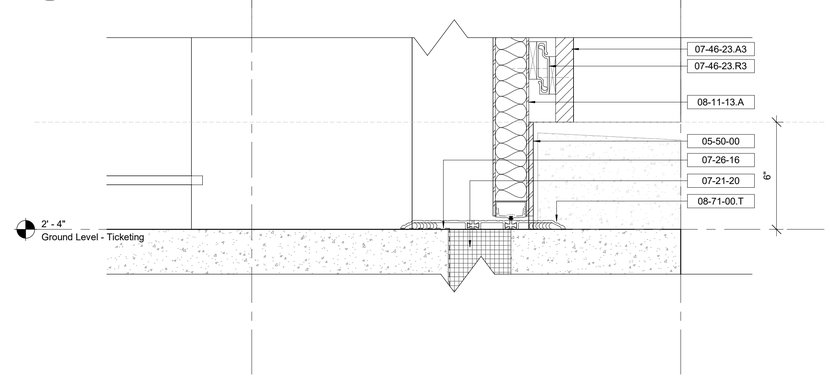

6 Ticketing - Door A15 & A16 - Threshold Detail
3" = 1'-0"

Keynote Legend

Key Value	*Keynote Text*
05-50-00	Miscellaneous Metals
05-50-00.S 1	Steel Support Angle
05-50-00.S 2	Steel Support Plate
07-21-00.A 1	Mineral Wool Insulation, Exterior
07-21-20	XPS Insulation
07-26-16	Below-grade Vapor Retarder
07-27-00.A 2	Self-Adhering Vapor-Impermeable Air Barrier
07-46-23.A 3	Abodo vertical timber cladding (Ticketing)
07-46-23.R 3	Interlocking Support Brackets
07-62-00	Sheet Metal Flashing
07-92-00.A 1	Joint Sealers
07-92-00.A 2	Joint Sealant w/ Backer Rod
08-11-13.A	Exterior Hollow Metal Door, Insulated
08-11-13.A 1	Exterior Metal Door Frame, Insulated, Thermally-broken
08-71-00.T	Door Threshold, Thermally-broken

Owner
Storm King Art Center
1 Museum Road
New Windsor, NY 12553
+1 (845) 534-3115

Design Architect
heneghan peng architects
14-16 Lord Edward Street
Dublin, D02 YC63
+353 1 633 9000

Executive Architect
WXY Architecture + Urban Design
224 Centre Street, 5th Floor
New York, NY 10013
+1 (212) 219-1953

Landscape Architect
Gustafson Porter + Bowman
1 Cobham Mews
London, MW1 9SB
+44 020 7284 8950

Reed Hilderbrand LLC
33 Whitney Avenue, 3rd Floor
New Haven, CT 06510
+1 (617) 923-2422

Structural & Lighting
ARUP
77 Water Street
New York, NY 10005
+1 (212) 896-3000

MEPF & IT
BuroHappold
100 Broadway #23
New York, NY 10005
+1 (212) 616-0228

Civil
VHB
100 Great Oaks Blvd., Suite 118
Albany, NY 12203
+1 (518) 389-3606

AV & Acoustics
LSTN Consultants
76 Beaver Street, 2nd Floor
New York, NY 10005
+1 (347) 788-0810

Facade
Front Inc.
100 E. Broadway Street, #501
New York, NY 10002
+1 (212) 242-2220

Key Plan

Description	Date
Filing Set	06/17/22

Project

Storm King Art Center

Welcome Pavilions

Seal

NOT FOR CONSTRUCTION

Drawing Title

Ticketing - Door Details - Exterior

Date	06/17/22
Scale	3" = 1'-0"
Drawing Number	A-W-451
Sheet Size	ARCH D

Keynote Legend

Key Value	*Keynote Text*
05-50-00.G	Gratings
10-28-13.C4	Paper Towel Dispenser, Countertop Recessed
10-28-13.E2	Soap Dispenser, Exterior Touchless
10-28-13.F3	Suspended Mirror w/ Integrated Power Receptacle
22-42-00.L2	Restroom Faucet, Exterior Touchless

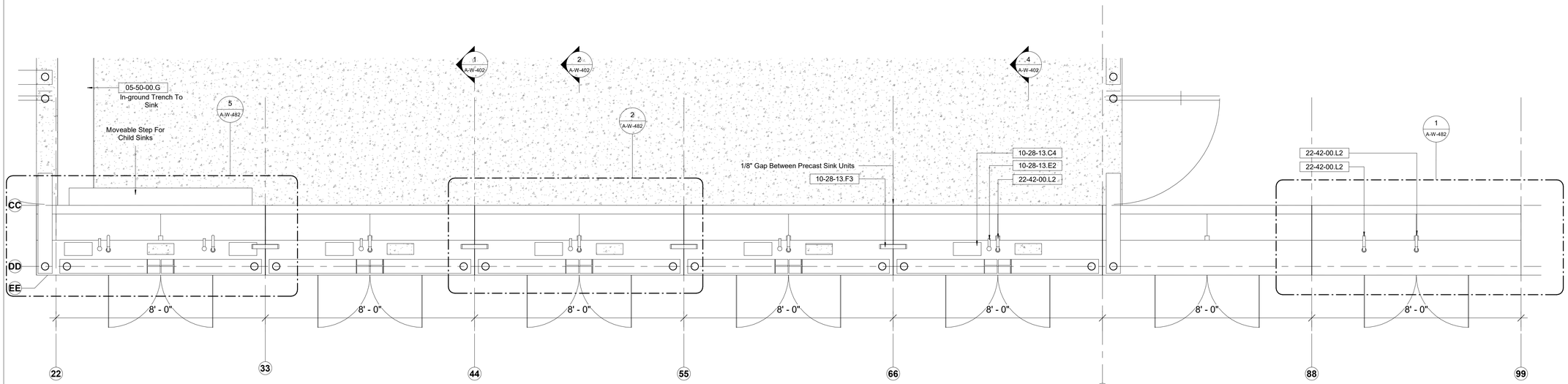

1 Enlarged Plan - Sink
1/2" = 1'-0"

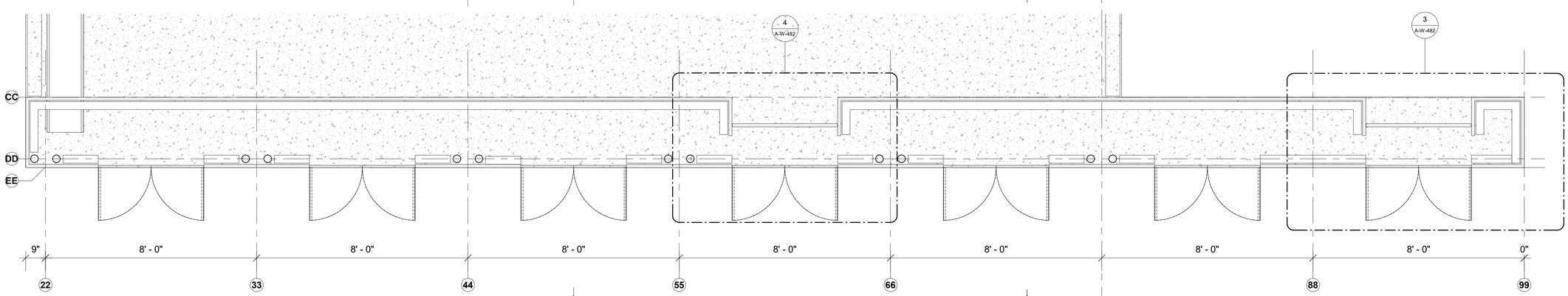

2 Enlarged Plan - Sink Service
1/2" = 1'-0"

Owner
Storm King Art Center
1 Museum Road
New Windsor, NY 12553
+1 (845) 534-3115

Design Architect
heneghan peng architects
14-16 Lord Edward Street
Dublin, D02 YC63
+353 1 633 9000

Executive Architect
WXY Architecture + Urban Design
224 Centre Street, 5th Floor
New York, NY 10013
+1 (212) 219-1953

Landscape Architect
Gustafson Porter + Bowman
1 Cobham Mews
London, MW1 9SB
+44 020 7284 8950

Reed Hilderbrand LLC
33 Whitney Avenue, 3rd Floor
New Haven, CT 06510
+1 (617) 923-2422

Structural & Lighting
ARUP
77 Water Street
New York, NY 10005
+1 (212) 896-3000

MEPF & IT
BuroHappold
100 Broadway #23
New York, NY 10005
+1 (212) 616-0228

Civil
VHB
100 Great Oaks Blvd., Suite 118
Albany, NY 12203
+1 (518) 389-3606

AV & Acoustics
LSTN Consultants
76 Beaver Street, 2nd Floor
New York, NY 10005
+1 (347) 788-0810

Facade
Front Inc.
100 E. Broadway Street, #501
New York, NY 10002
+1 (212) 242-2220

Key Plan

Description	Date
Filing Set	06/17/22

Project

Storm King Art Center

Welcome Pavilions

Seal

NOT FOR CONSTRUCTION

Drawing Title

Sink Plans

Date	06/17/22
Scale	1/2" = 1'-0"
Drawing Number	A-W-481
Sheet Size	ARCH D

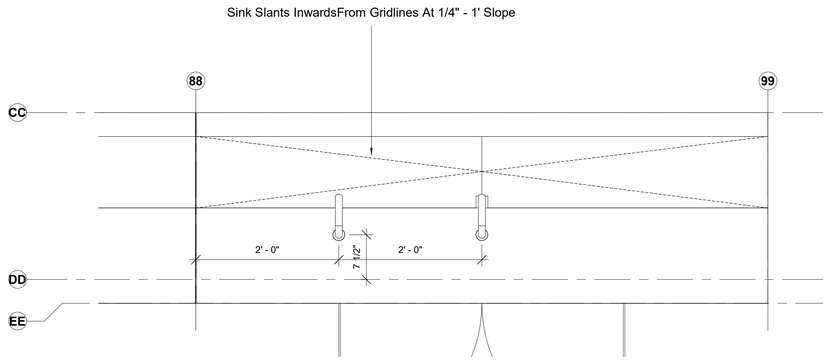

1 Enlarged Plan - Sink Bottle Filling
1" = 1'-0"

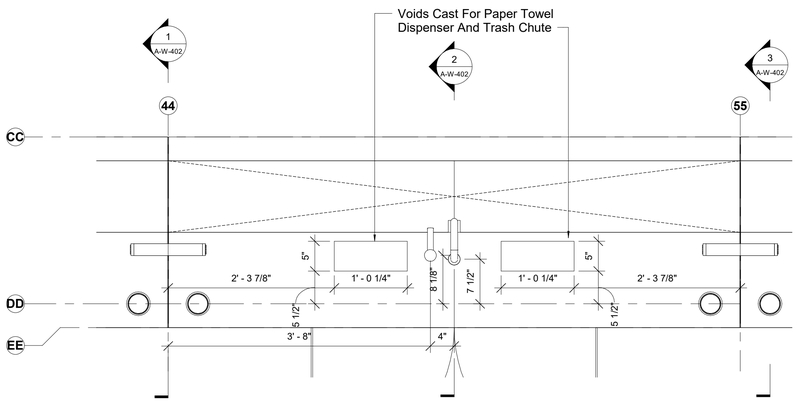

2 Enlarged Plan - Standard Sink Top
1" = 1'-0"

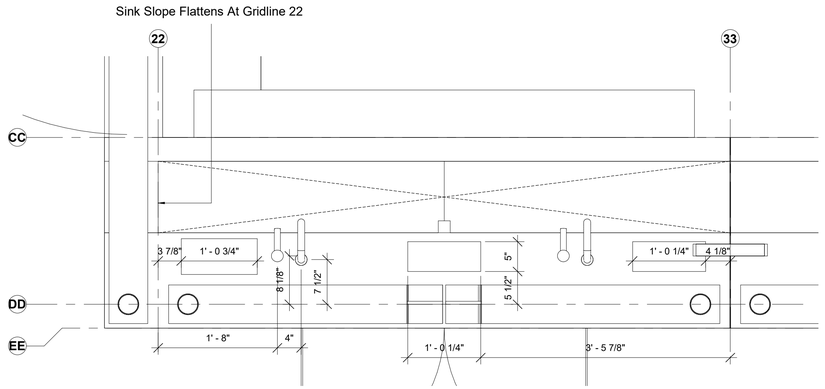

5 Enlarged Plan - Child Sink
1" = 1'-0"

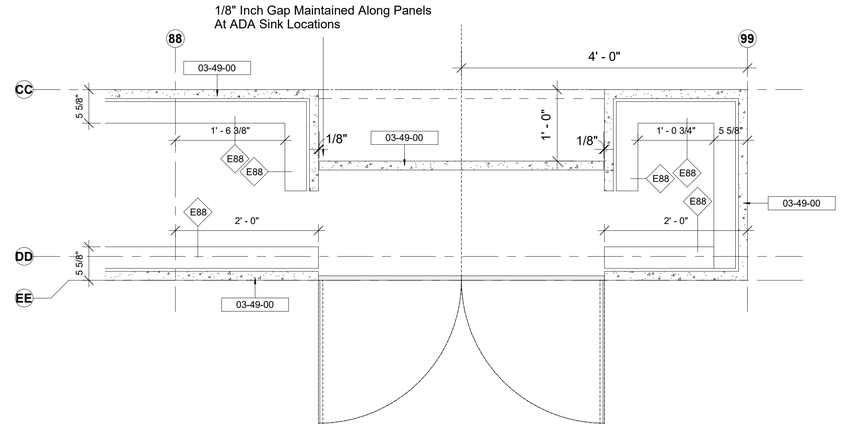

3 Enlarged Plan - Bottle Filling Service
1" = 1'-0"

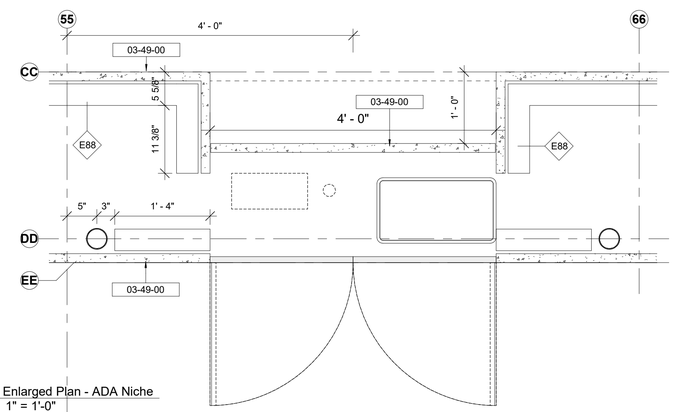

4 Enlarged Plan - ADA Niche
1" = 1'-0"

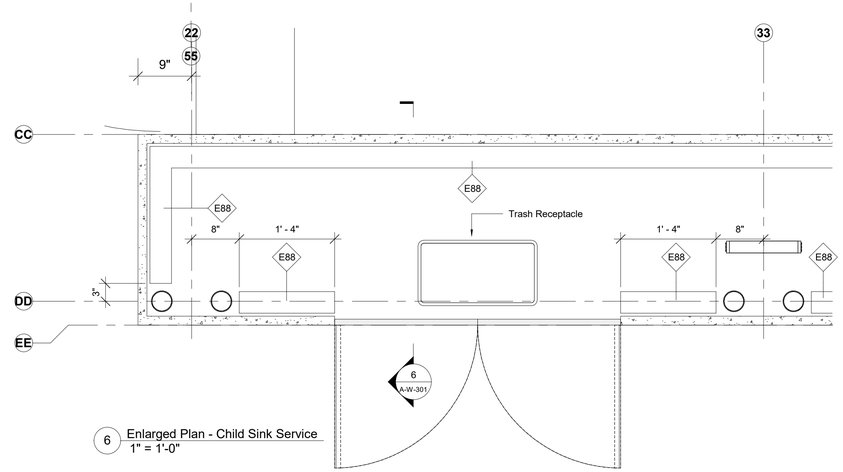

6 Enlarged Plan - Child Sink Service
1" = 1'-0"

Keynote Legend

Key Value	*Keynote Text*
03-49-00	Glass-Fiber-Reinforced Concrete

Owner
Storm King Art Center
1 Museum Road
New Windsor, NY 12553
+1 (845) 534-3115

Design Architect
heneghan peng architects
14-16 Lord Edward Street
Dublin, D02 YC63
+353 1 633 9000

Executive Architect
WXY Architecture + Urban Design
224 Centre Street, 5th Floor
New York, NY 10013
+1 (212) 219-1953

Landscape Architect
Gustafson Porter + Bowman
1 Cobham Mews
London, MW1 9SB
+44 020 7284 8950

Reed Hilderbrand LLC
33 Whitney Avenue, 3rd Floor
New Haven, CT 06510
+1 (617) 923-2422

Structural & Lighting
ARUP
77 Water Street
New York, NY 10005
+1 (212) 896-3000

MEPF & IT
BuroHappold
100 Broadway #23
New York, NY 10005
+1 (212) 616-0228

Civil
VHB
100 Great Oaks Blvd., Suite 118
Albany, NY 12203
+1 (518) 389-3606

AV & Acoustics
LSTN Consultants
76 Beaver Street, 2nd Floor
New York, NY 10005
+1 (347) 788-0810

Facade
Front Inc.
100 E. Broadway Street, #501
New York, NY 10002
+1 (212) 242-2220

Key Plan

Description	Date
Filing Set	06/17/22

Project

Storm King Art Center
Welcome Pavilions

Seal

NOT FOR CONSTRUCTION

Drawing Title

Sink Plan Details

Date	06/17/22
Scale	1" = 1'-0"
Drawing Number	A-W-482
Sheet Size	ARCH D

Keynote Legend

Key Value	Keynote Text

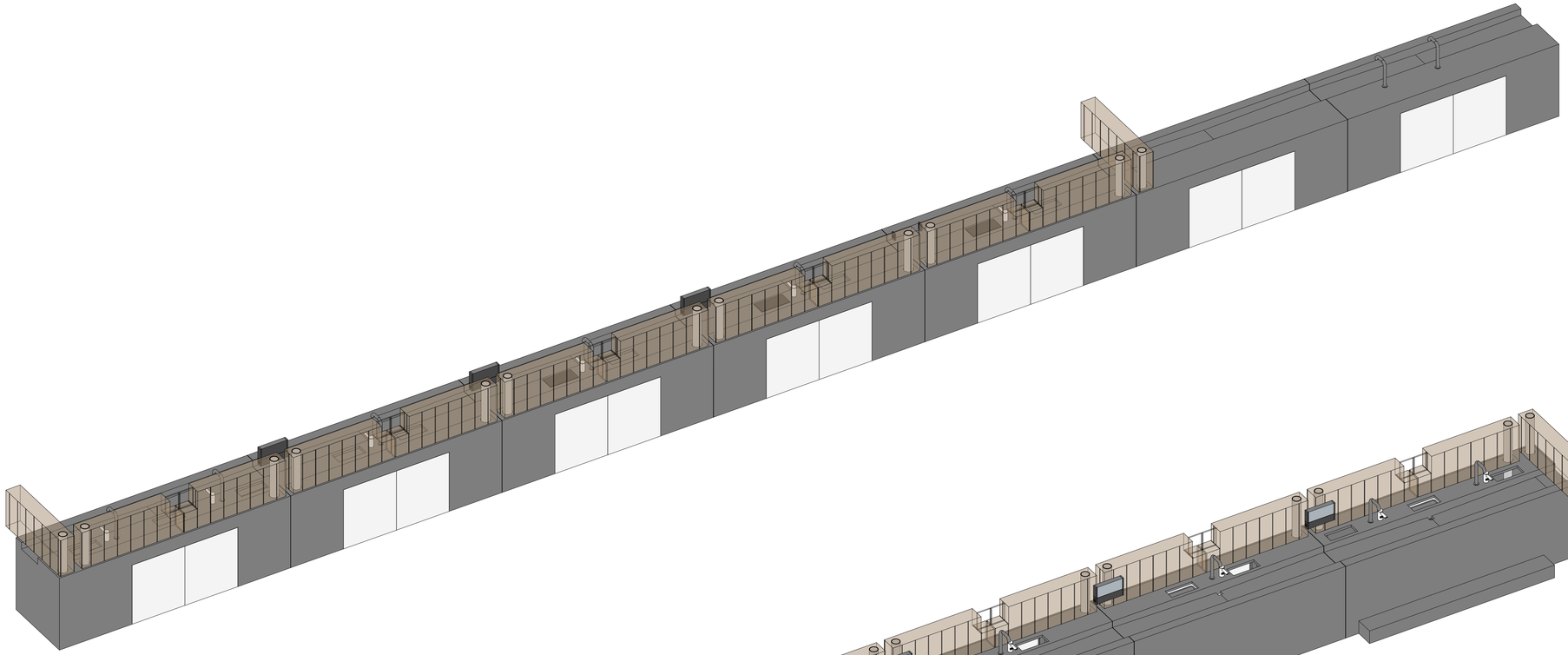

1 Concrete Sink Axonometric 01

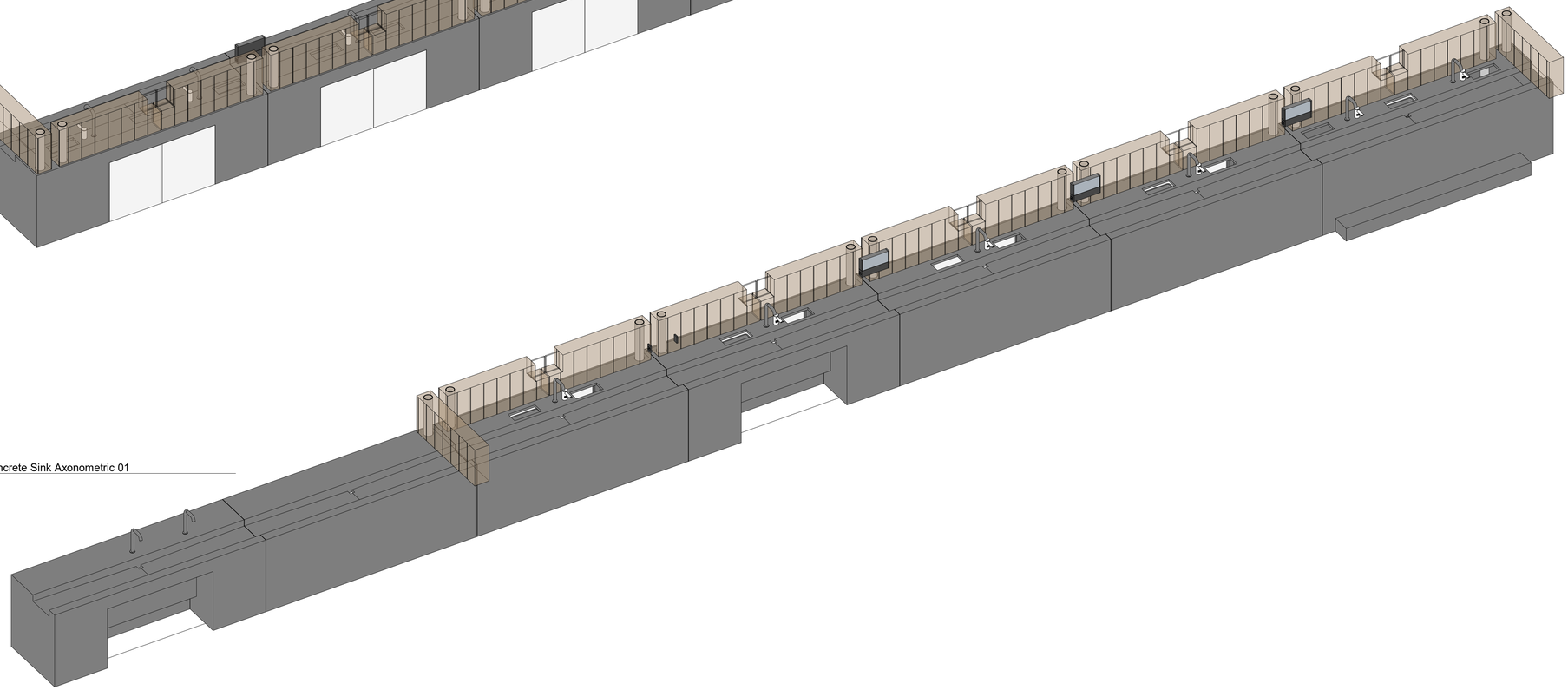

2 Concrete Sink Axonometric 02

Owner
Storm King Art Center
1 Museum Road
New Windsor, NY 12553
+1 (845) 534-3115

Design Architect
heneghan peng architects
14-16 Lord Edward Street
Dublin, D02 YC63
+353 1 633 9000

Executive Architect
WXY Architecture + Urban Design
224 Centre Street, 5th Floor
New York, NY 10013
+1 (212) 219-1953

Landscape Architect
Gustafson Porter + Bowman
1 Cobham Mews
London, MW1 9SB
+44 020 7284 8950

Reed Hilderbrand LLC
33 Whitney Avenue, 3rd Floor
New Haven, CT 06510
+1 (617) 923-2422

Structural & Lighting
ARUP
77 Water Street
New York, NY 10005
+1 (212) 896-3000

MEPF & IT
BuroHappold
100 Broadway #23
New York, NY 10005
+1 (212) 616-0228

Civil
VHB
100 Great Oaks Blvd., Suite 118
Albany, NY 12203
+1 (518) 389-3606

AV & Acoustics
LSTN Consultants
76 Beaver Street, 2nd Floor
New York, NY 10005
+1 (347) 788-0810

Facade
Front Inc.
100 E. Broadway Street, #501
New York, NY 10002
+1 (212) 242-2220

Key Plan

Description	Date
Filing Set	06/17/22

Project

Storm King Art Center

Welcome Pavilions

Seal

NOT FOR CONSTRUCTION

Drawing Title

Sink Axonometrics

Date	06/17/22
Scale	
Drawing Number	A-W-484
Sheet Size	ARCH D



1 Concrete Sink Mirror 01

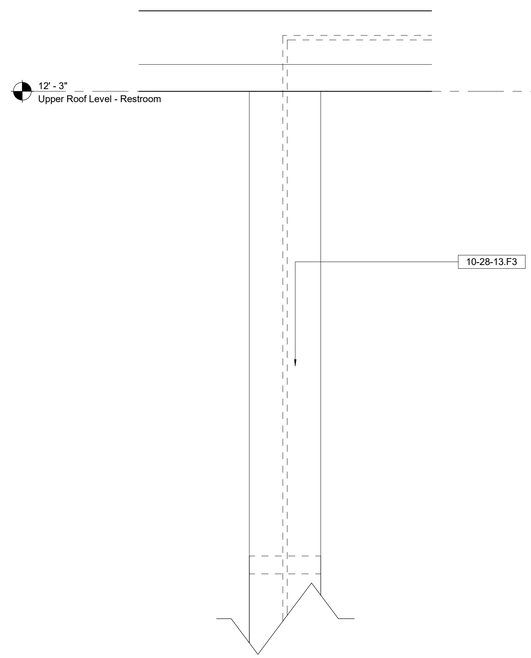

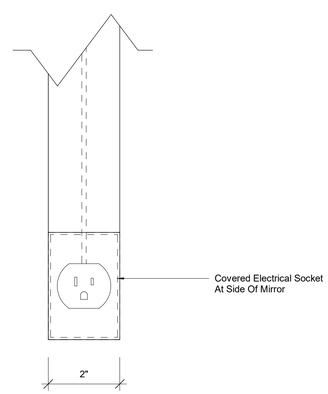

2 Transverse Section D - Sink ADA Access Copy 1
6" = 1'-0"

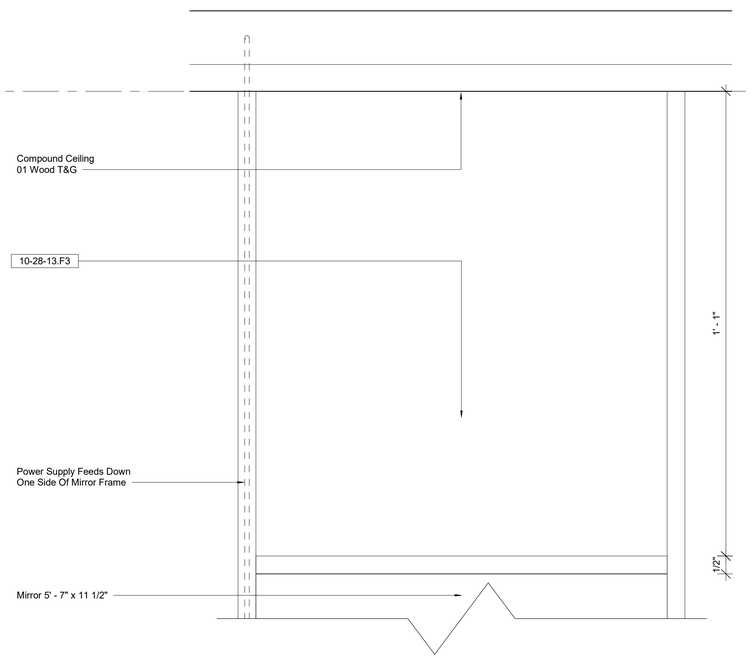

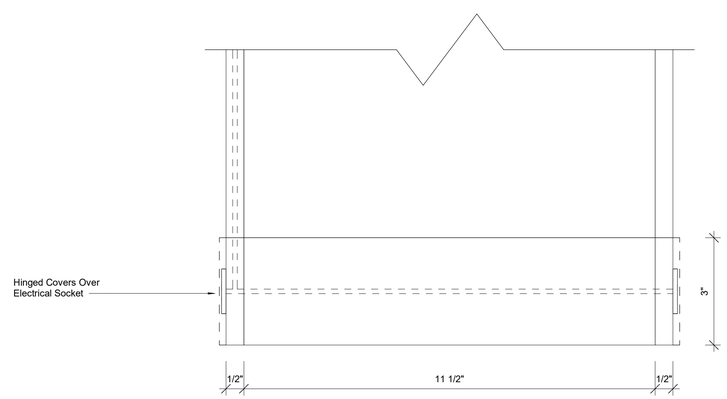

3 South Elevation - Restroom Mirror Enlarged
6" = 1'-0"

Owner
Storm King Art Center
1 Museum Road
New Windsor, NY 12553
+1 (845) 534-3115

Design Architect
heneghan peng architects
14-16 Lord Edward Street
Dublin, D02 YC63
+353 1 633 9000

Executive Architect
WXY Architecture + Urban Design
224 Centre Street, 5th Floor
New York, NY 10013
+1 (212) 219-1953

Landscape Architect
Gustafson Porter + Bowman
1 Cobham Mews
London, MW1 9SB
+44 020 7284 8950

Reed Hilderbrand LLC
33 Whitney Avenue, 3rd Floor
New Haven, CT 06510
+1 (617) 923-2422

Structural & Lighting
ARUP
77 Water Street
New York, NY 10005
+1 (212) 896-3000

MEPF & IT
BuroHappold
100 Broadway #23
New York, NY 10005
+1 (212) 616-0228

Civil
VHB
100 Great Oaks Blvd., Suite 118
Albany, NY 12203
+1 (518) 389-3606

AV & Acoustics
LSTN Consultants
76 Beaver Street, 2nd Floor
New York, NY 10005
+1 (347) 788-0810

Facade
Front Inc.
100 E. Broadway Street, #501
New York, NY 10002
+1 (212) 242-2220

Key Plan

N

Description	Date
Filing Set	06/17/22

Project

Storm King Art Center

Welcome Pavilions

Seal

NOT FOR CONSTRUCTION

Drawing Title

Mirror Axonometrics

Date	06/17/22
Scale	6" = 1'-0"
Drawing Number	A-W-485
Sheet Size	ARCH D

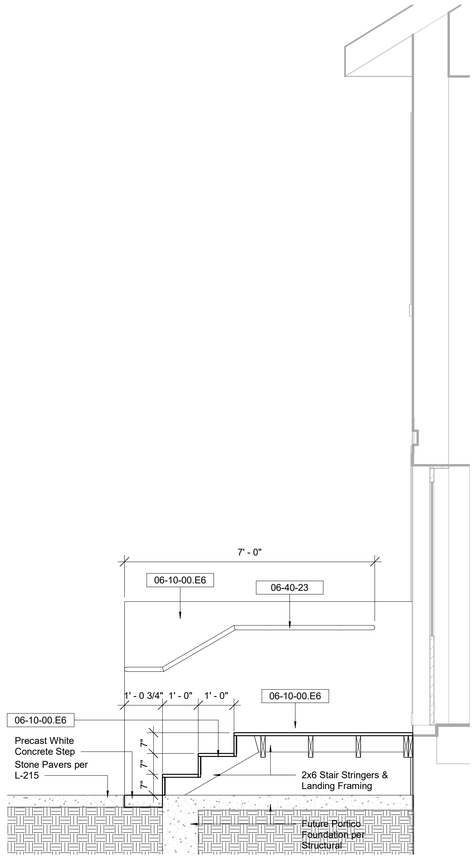

4 Transverse Section A - Scandrett Portico
1/2" = 1'-0"

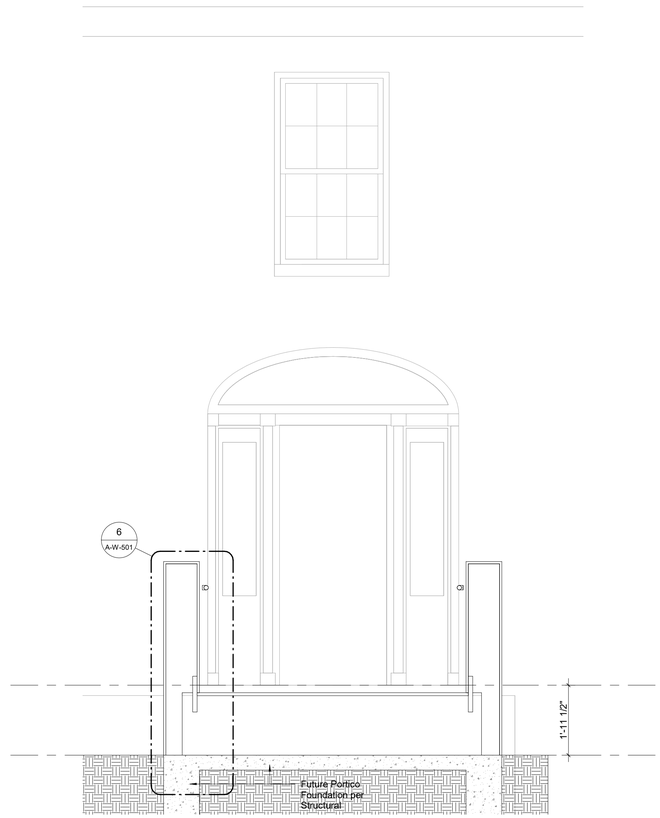

5 Longitudinal Section A - Scandrett Portico
1/2" = 1'-0"

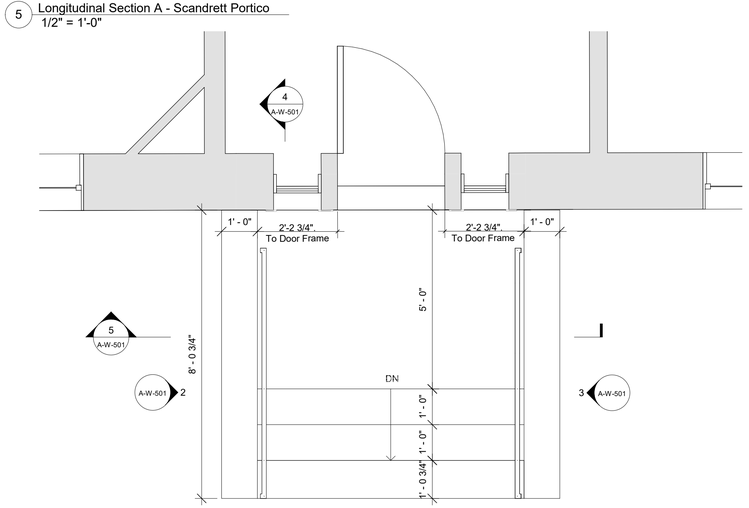

1 Ground Level - Portico
1/2" = 1'-0"

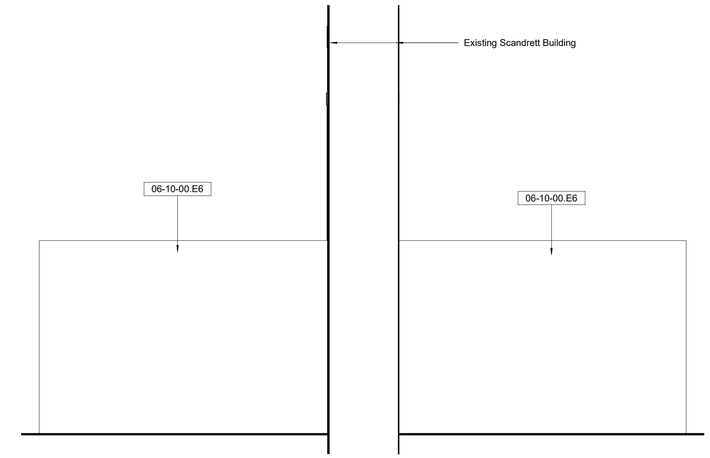

3 East Elevation - Portico
1/2" = 1'-0"

2 West Elevation - Portico
1/2" = 1'-0"

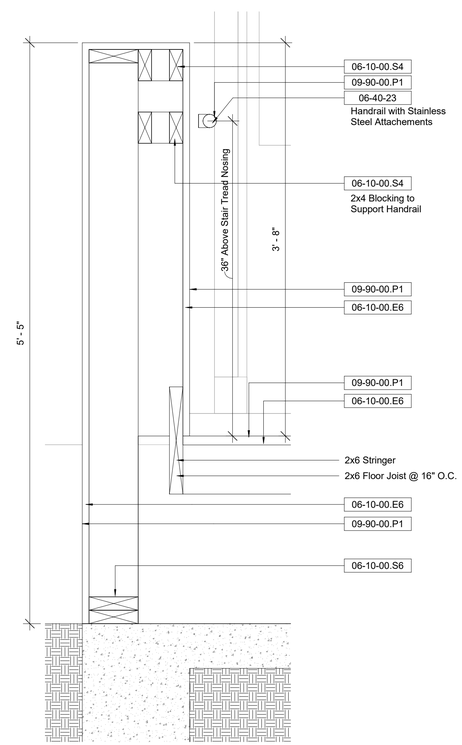

6 Longitudinal Section A - Scandrett Portico Deatil F
1 1/2" = 1'-0"

Keynote Legend

Key Value	*Keynote Text*
06-10-00.E6	3/4" Exterior Grade Plywood
06-10-00.S4	Stud - 2x4" Nominal
06-10-00.S6	Stud - 2x6" Nominal
06-40-23	Architectural Woodwork
09-90-00.P1	Paint for Exterior Wood, Semi-Gloss White to Match Existing Scandrett Portico

Owner
Storm King Art Center
1 Museum Road
New Windsor, NY 12553
+1 (845) 534-3115

Design Architect
heneghan peng architects
14-16 Lord Edward Street
Dublin, D02 YC63
+353 1 633 9000

Executive Architect
WXY Architecture + Urban Design
224 Centre Street, 5th Floor
New York, NY 10013
+1 (212) 219-1953

Landscape Architect
Gustafson Porter + Bowman
1 Cobham Mews
London, MW1 9SB
+44 020 7284 8950

Reed Hilderbrand LLC
33 Whitney Avenue, 3rd Floor
New Haven, CT 06510
+1 (617) 923-2422

Structural & Lighting
ARUP
77 Water Street
New York, NY 10005
+1 (212) 896-3000

MEPF & IT
BuroHappold
100 Broadway #23
New York, NY 10005
+1 (212) 616-0228

Civil
VHB
100 Great Oaks Blvd., Suite 118
Albany, NY 12203
+1 (518) 389-3606

AV & Acoustics
LSTN Consultants
76 Beaver Street, 2nd Floor
New York, NY 10005
+1 (347) 788-0810

Facade
Front Inc.
100 E. Broadway Street, #501
New York, NY 10002
+1 (212) 242-2220

Key Plan

N

Description	Date
Filing Set	06/17/22

Project

Storm King Art Center

Welcome Pavilions

Seal

NOT FOR CONSTRUCTION

Drawing Title

Scandrett South Stair

Date	06/17/22
Scale	As indicated
Drawing Number	A-W-501
Sheet Size	ARCH D

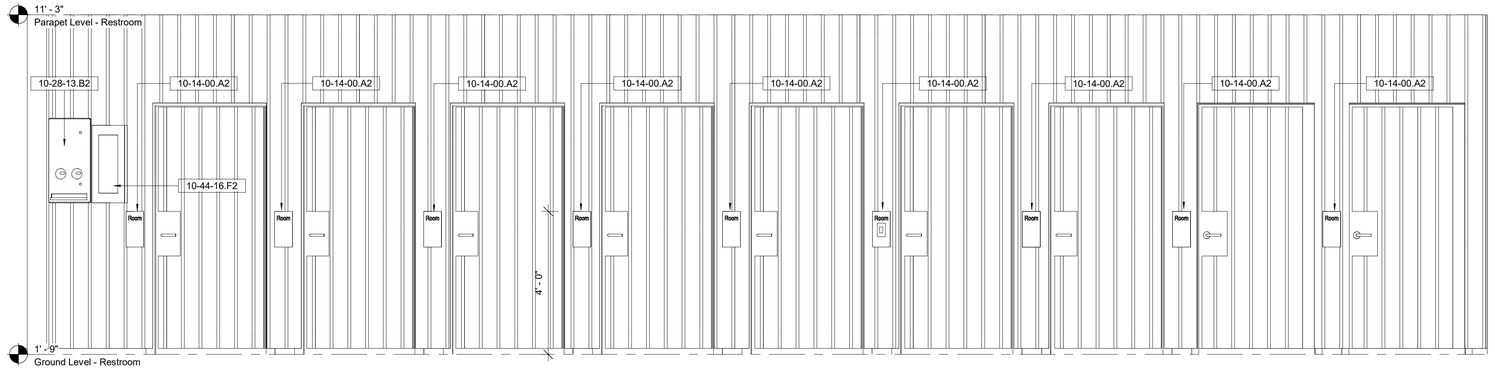

1 North Elevation - Restroom Handwashing
1/2" = 1'-0"



2 East Elevation - Restroom Handwashing
1/2" = 1'-0"

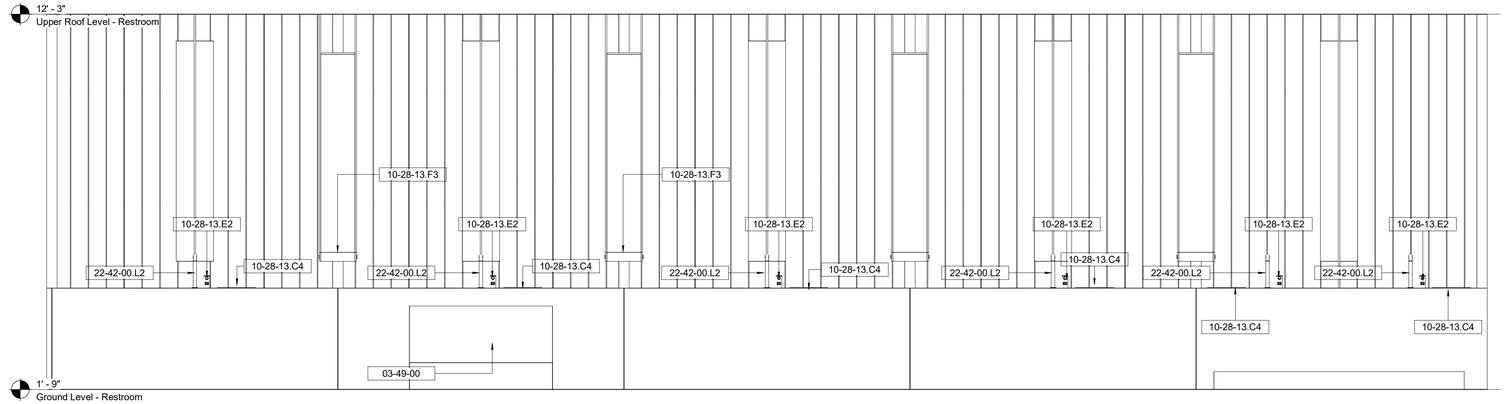

3 South Elevation - Restroom Handwashing
1/2" = 1'-0"

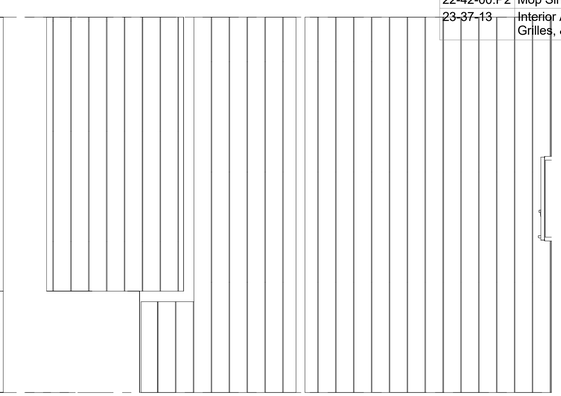

4 West Elevation - Restroom Handwashing
1/2" = 1'-0"



5 North Elevation - Restroom Mechanical
1/2" = 1'-0"



6 East Elevation - Restroom Mechanical
1/2" = 1'-0"

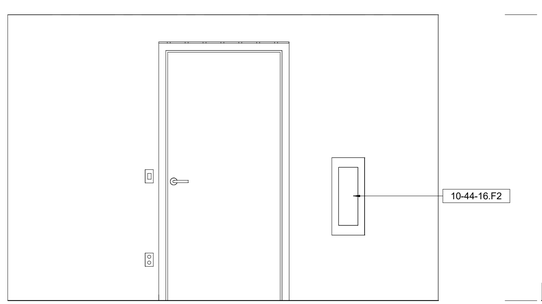

7 South Elevation - Restroom mechanical
1/2" = 1'-0"

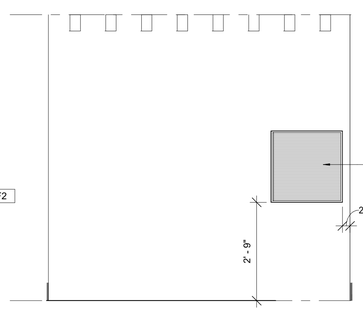

8 West Elevation - Restroom Mechanical
1/2" = 1'-0"

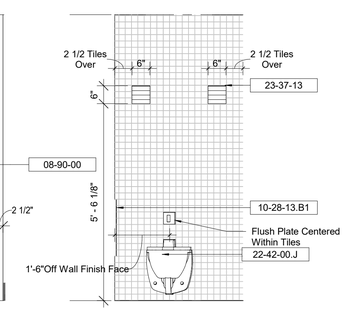

9 North Elevation - Restroom Standard
1/2" = 1'-0"

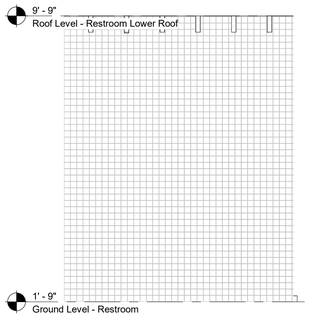

10 East Elevation - Restroom Standard
1/2" = 1'-0"

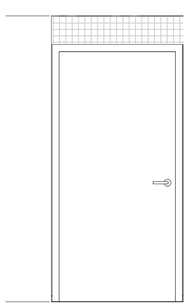

11 South Elevation - Restroom Standard
1/2" = 1'-0"

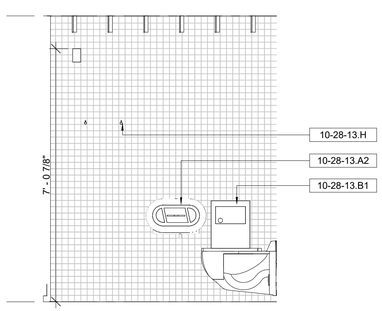

12 West Elevation - Restroom Standard
1/2" = 1'-0"

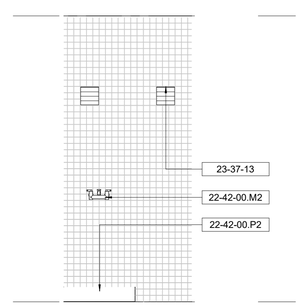

13 North Elevation - Restroom Custodian Closet
1/2" = 1'-0"

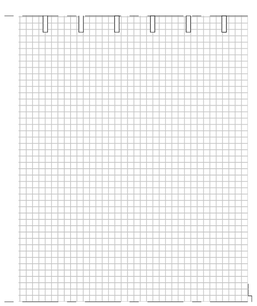

14 East Elevation - Restroom Custodial Closet
1/2" = 1'-0"

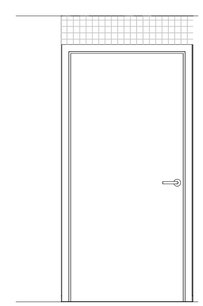

15 South Elevation - Restroom Custodial Closet
1/2" = 1'-0"

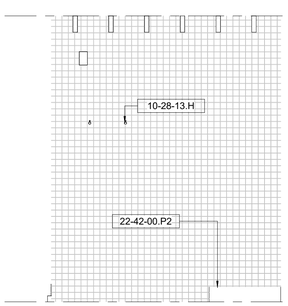

16 West Elevation - Restroom Custodial Closet
1/2" = 1'-0"

Keynote Legend

Key Value	*Keynote Text*
03-49-00	Glass-Fiber-Reinforced Concrete
08-90-00	Exterior Louvers
10-14-00.A2	Exterior Signage
10-28-13.B1	Sanitary Napkin Receptacle, Recessed
10-28-13.B2	Sanitary Napkin Dispenser, Recessed
10-28-13.C4	Paper Towel Dispenser, Countertop Recessed
10-28-13.E2	Soap Dispenser, Exterior Touchless
10-28-13.F3	Suspended Mirror w/ Integrated Power Receptacle
10-28-13.H	Coat/Towel Hook
10-44-16.F2	Fire Extinguisher and Cabinet, Surface-Mounted
22-42-00.J	Wall-Hung Commercial Toilet, w/ Carrier
22-42-00.L2	Restroom Faucet, Exterior Touchless
22-42-00.M2	Mop Sink Faucet
22-42-00.P2	Mop Sink
23-37-13	Interior Air Diffusers, Grilles, & Vents

Owner
Storm King Art Center
1 Museum Road
New Windsor, NY 12553
+1 (845) 534-3115

Design Architect
heneghan peng architects
14-16 Lord Edward Street
Dublin, D02 YC63
+353 1 633 9000

Executive Architect
WXY Architecture + Urban Design
224 Centre Street, 5th Floor
New York, NY 10013
+1 (212) 219-1953

Landscape Architect
Gustafson Porter + Bowman
1 Cobham Mews
London, MW1 9SB
+44 020 7284 8950

Reed Hilderbrand LLC
33 Whitney Avenue, 3rd Floor
New Haven, CT 06510
+1 (617) 923-2422

Structural & Lighting
ARUP
77 Water Street
New York, NY 10005
+1 (212) 896-3000

MEPF & IT
BuroHappold
100 Broadway #23
New York, NY 10005
+1 (212) 616-0228

Civil
VHB
100 Great Oaks Blvd., Suite 118
Albany, NY 12203
+1 (518) 389-3606

AV & Acoustics
LSTN Consultants
76 Beaver Street, 2nd Floor
New York, NY 10005
+1 (347) 788-0810

Facade
Front Inc.
100 E. Broadway Street, #501
New York, NY 10002
+1 (212) 242-2220

Key Plan

Description	Date
Filing Set	06/17/22

Project

Storm King Art Center
Welcome Pavilions

Seal

NOT FOR CONSTRUCTION

Drawing Title

Restroom - Interior Elevations - 101, 102, 104, & 111

Date	06/17/22
Scale	1/2" = 1'-0"
Drawing Number	A-W-601
Sheet Size	ARCH D

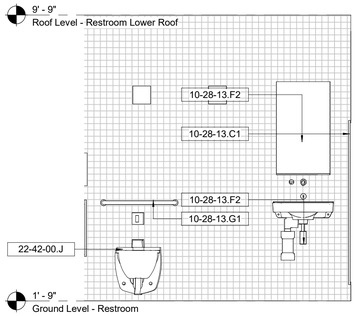

1 North Elevation - Restroom ADA & Family
1/2" = 1'-0"

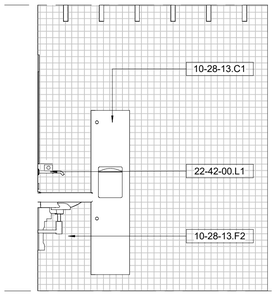

2 East Elevation - Restroom ADA & Family
1/2" = 1'-0"

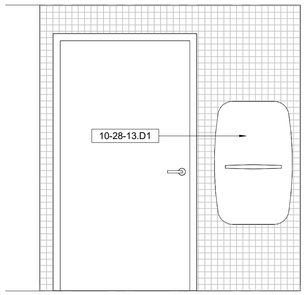

3 South Elevation - Restroom ADA & Family
1/2" = 1'-0"

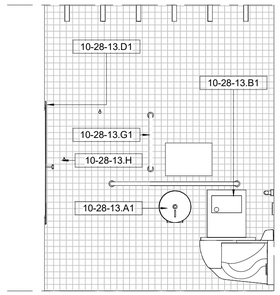

4 West Elevation - Restroom ADA & Family
1/2" = 1'-0"

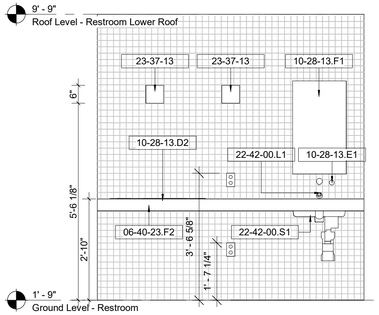

5 North Elevation - Restroom Nursing
1/2" = 1'-0"

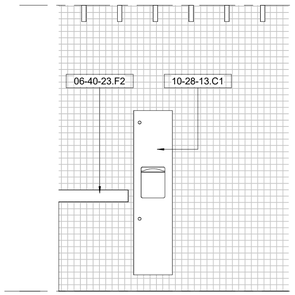

6 East Elevation - Restroom Nursing
1/2" = 1'-0"

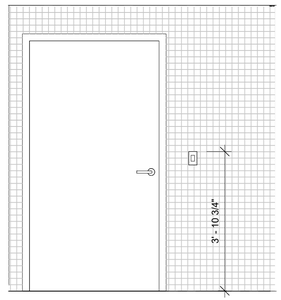

7 South Elevation - Restroom Nursing
1/2" = 1'-0"

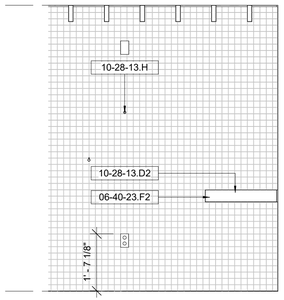

8 West Elevation - Restroom Nursing
1/2" = 1'-0"

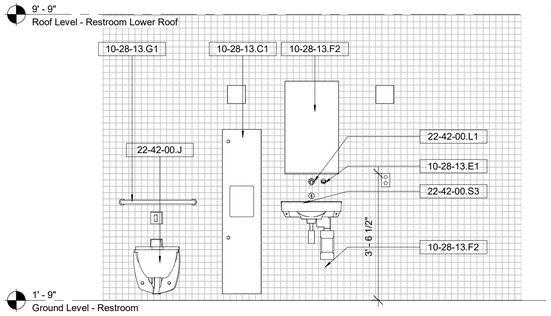

9 North Elevation - Restroom Sick Room
1/2" = 1'-0"

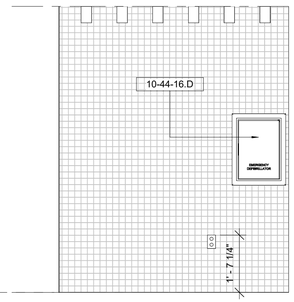

10 East Elevation - Restroom Sick Room
1/2" = 1'-0"

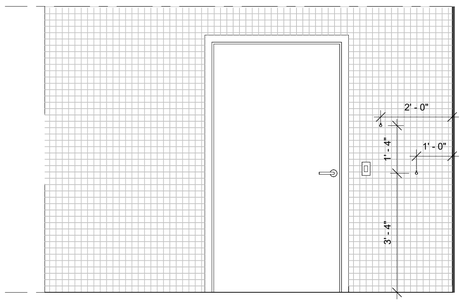

11 South Elevation - Restroom Sick Room
1/2" = 1'-0"

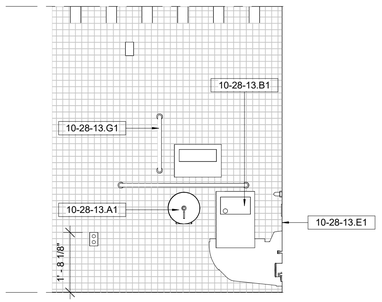

12 West Elevation - Restroom Sick Room
1/2" = 1'-0"

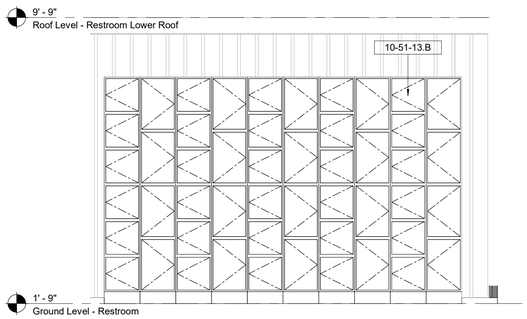

13 North Elevation - Restroom Locker
1/2" = 1'-0"

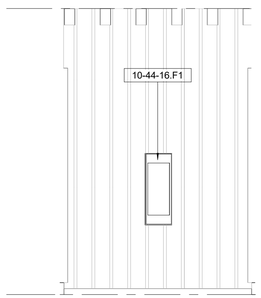

14 East Elevation - Restroom Locker
1/2" = 1'-0"

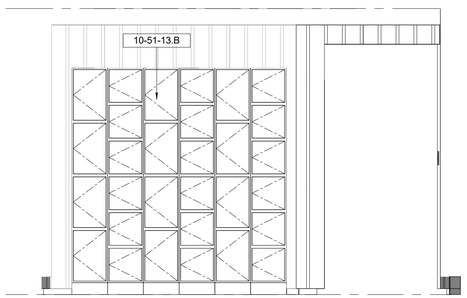

15 South Elevation - Restroom Locker
1/2" = 1'-0"

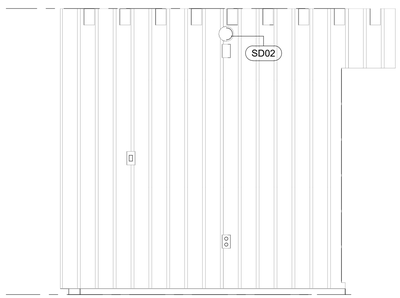

16 West Elevation - Restroom Locker
1/2" = 1'-0"

Keynote Legend

Key Value	*Keynote Text*
06-40-23.F 2	Solid Surface Countertop
10-28-13.A 1	Toilet Paper Holder, Single Jumbo Roll, Surface-Mounted
10-28-13.B 1	Sanitary Napkin Receptacle, Recessed
10-28-13.C 1	Paper Towel Dispenser w/ Receptacle, Recessed
10-28-13.D 1	Diaper-changing Station, Recessed Vertical
10-28-13.D 2	Diaper-changing Station, Countertop
10-28-13.E 1	Soap Dispenser, Interior Touchless
10-28-13.F 1	Mirror, Recessed
10-28-13.F 2	Mirror w/ Shelf, Recessed
10-28-13.G 1	Grab Rail, ADA-compliant
10-28-13.H	Coat/Towel Hook
10-44-16.D	Defibrillator Cabinet, Recessed
10-44-16.F 1	Fire Extinguisher and Cabinet, Recessed
10-51-13.B	Stainless Steel Lockers, Exterior
22-42-00.J	Wall-Hung Commercial Toilet, w/ Carrier
22-42-00.L 1	Restroom Faucet, Interior Touchless
22-42-00.S 1	Undermount Restroom Sink, ADA-compliant
22-42-00.S 3	Wall-Hung Commercial Sink, ADA-compliant
23-37-13	Interior Air Diffusers, Grilles, & Vents

Owner
Storm King Art Center
1 Museum Road
New Windsor, NY 12553
+1 (845) 534-3115

Design Architect
heneghan peng architects
14-16 Lord Edward Street
Dublin, D02 YC63
+353 1 633 9000

Executive Architect
WXY Architecture + Urban Design
224 Centre Street, 5th Floor
New York, NY 10013
+1 (212) 219-1953

Landscape Architect
Gustafson Porter + Bowman
1 Cobham Mews
London, MW1 9SB
+44 020 7284 8950

Reed Hilderbrand LLC
33 Whitney Avenue, 3rd Floor
New Haven, CT 06510
+1 (617) 923-2422

Structural & Lighting
ARUP
77 Water Street
New York, NY 10005
+1 (212) 896-3000

MEPF & IT
BuroHappold
100 Broadway #23
New York, NY 10005
+1 (212) 616-0228

Civil
VHB
100 Great Oaks Blvd., Suite 118
Albany, NY 12203
+1 (518) 389-3606

AV & Acoustics
LSTN Consultants
76 Beaver Street, 2nd Floor
New York, NY 10005
+1 (347) 788-0810

Facade
Front Inc.
100 E. Broadway Street, #501
New York, NY 10002
+1 (212) 242-2220

Key Plan

Description	Date
Filing Set	06/17/22

Project

Storm King Art Center

Welcome Pavilions

Seal

NOT FOR CONSTRUCTION

Drawing Title

Restroom - Interior Elevations - 112, 114, 115, & 116

Date	06/17/22
Scale	1/2" = 1'-0"
Drawing Number	A-W-602
Sheet Size	ARCH D

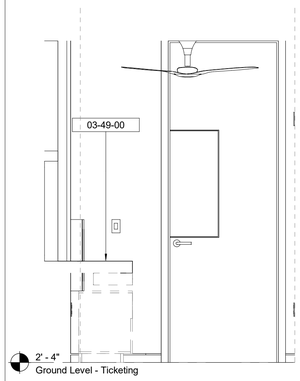

1 North Elevation - Ticketing Room
1/2" = 1'-0"

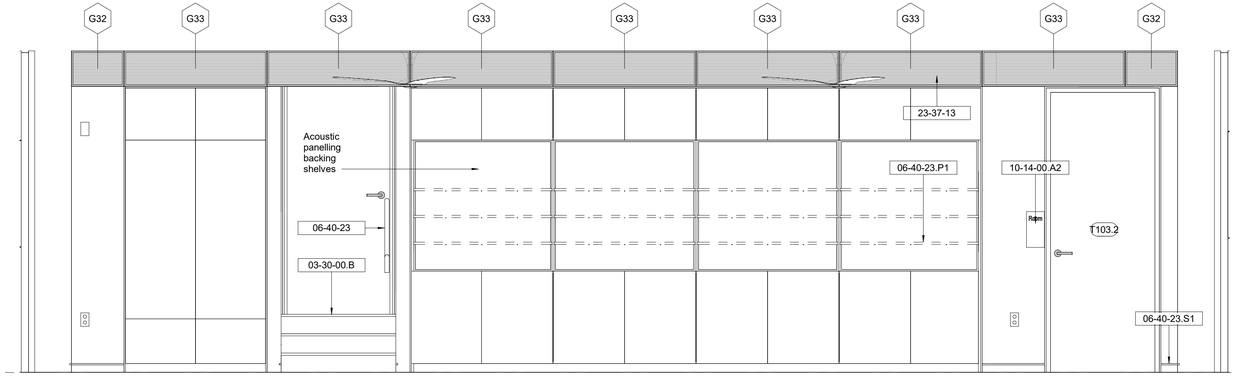

2 East Elevation - Ticketing Room Storage Wall
1/2" = 1'-0"

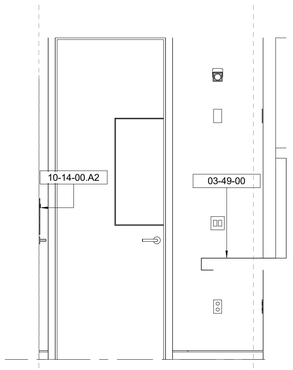

3 South Elevation - Ticketing Room
1/2" = 1'-0"

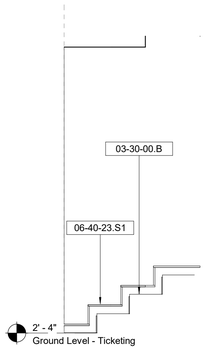

4 Internal North Elevation - Ticketing Room
1/2" = 1'-0"

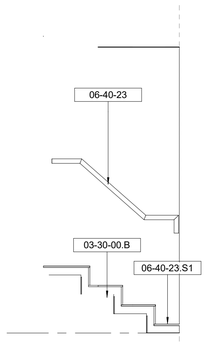

5 Internal South Elevation - Ticketing Room
1/2" = 1'-0"

6 West Elevation - Ticketing Desk Elevation
1/2" = 1'-0"

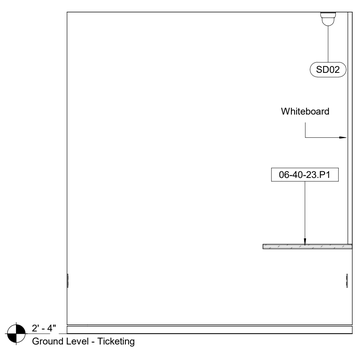

7 North Elevation - Ticketing Manager
1/2" = 1'-0"

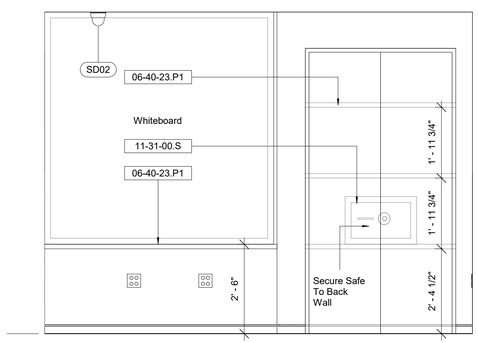

8 East Elevation - Ticketing Manager
1/2" = 1'-0"

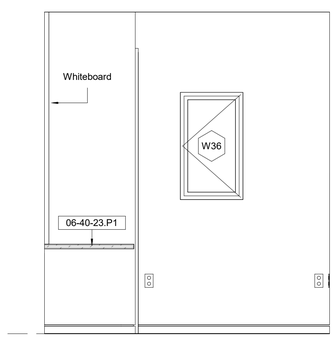

9 South Elevation - Ticketing Manager
1/2" = 1'-0"

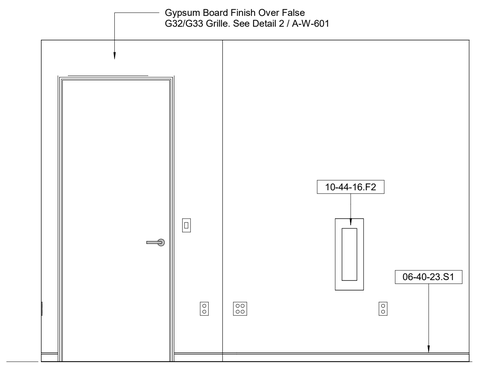

10 West Elevation -Ticketing Manager
1/2" = 1'-0"

Keynote Legend

Key Value	*Keynote Text*
03-30-00.B	Polished Concrete Finish
03-49-00	Glass-Fiber-Reinforced Concrete
06-40-23	Architectural Woodwork
06-40-23.P1	Painted Plywood Casework
06-40-23.S1	Painted Wood Baseboard with Aluminum Reveal
10-14-00.A2	Exterior Signage
10-44-16.F2	Fire Extinguisher and Cabinet, Surface-Mounted
11-31-00.S	Security Safe
23-37-13	Interior Air Diffusers, Grilles, & Vents

Owner
Storm King Art Center
1 Museum Road
New Windsor, NY 12553
+1 (845) 534-3115

Design Architect
heneghan peng architects
14-16 Lord Edward Street
Dublin, D02 YC63
+353 1 633 9000

Executive Architect
WXY Architecture + Urban Design
224 Centre Street, 5th Floor
New York, NY 10013
+1 (212) 219-1953

Landscape Architect
Gustafson Porter + Bowman
1 Cobham Mews
London, MW1 9SB
+44 020 7284 8950

Reed Hilderbrand LLC
33 Whitney Avenue, 3rd Floor
New Haven, CT 06510
+1 (617) 923-2422

Structural & Lighting
ARUP
77 Water Street
New York, NY 10005
+1 (212) 896-3000

MEPF & IT
BuroHappold
100 Broadway #23
New York, NY 10005
+1 (212) 616-0228

Civil
VHB
100 Great Oaks Blvd., Suite 118
Albany, NY 12203
+1 (518) 389-3606

AV & Acoustics
LSTN Consultants
76 Beaver Street, 2nd Floor
New York, NY 10005
+1 (347) 788-0810

Facade
Front Inc.
100 E. Broadway Street, #501
New York, NY 10002
+1 (212) 242-2220

Key Plan

Description	Date
Filing Set	06/17/22

Project

Storm King Art Center

Welcome Pavilions

Seal

NOT FOR CONSTRUCTION

Drawing Title

Ticketing - Interior Elevations - 101, 102, & 103

Date	06/17/22
Scale	1/2" = 1'-0"
Drawing Number	A-W-603
Sheet Size	ARCH D

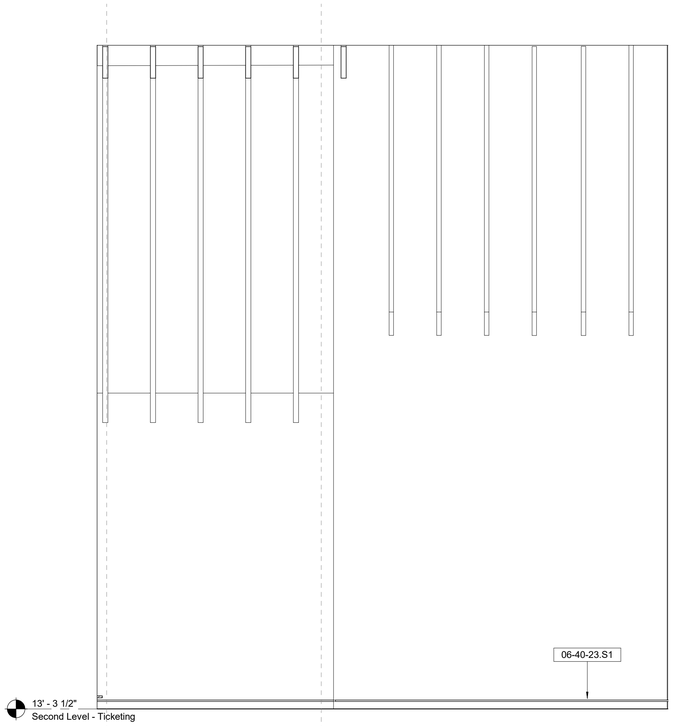

1 North Elevation - Ticketing Attic
1/2" = 1'-0"

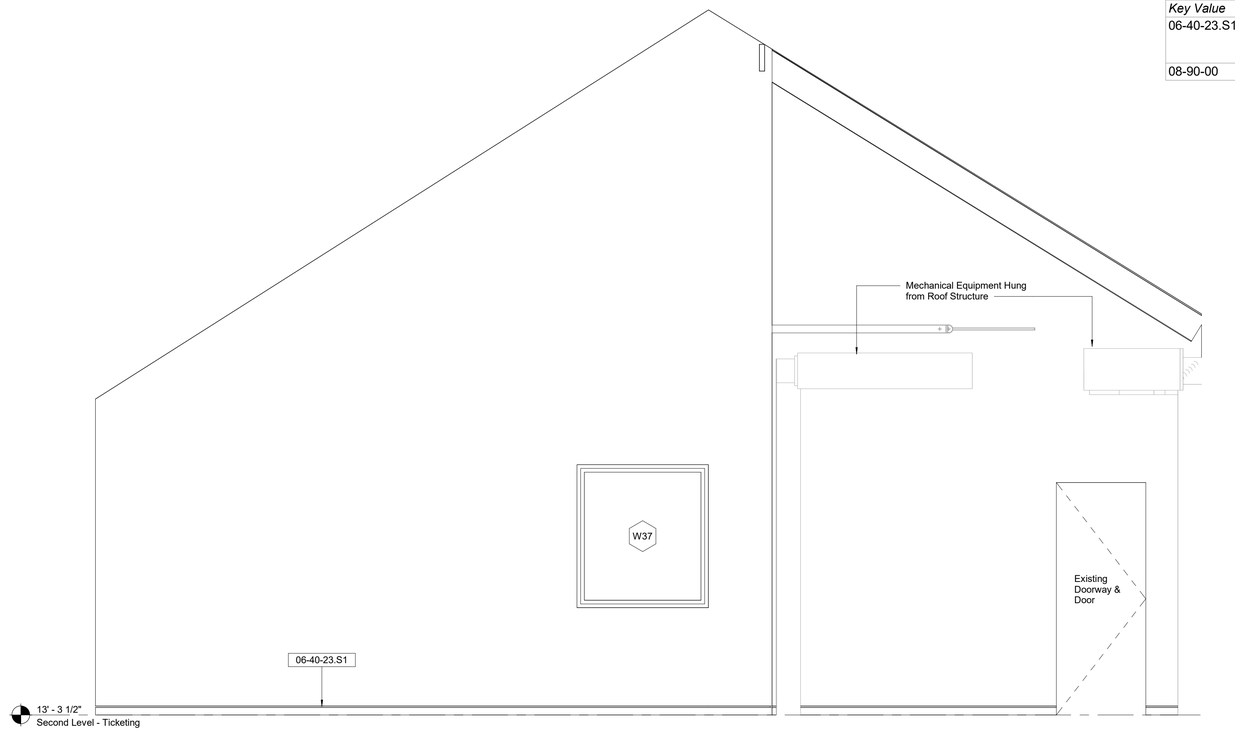

2 East Elevation - Ticket Attic
1/2" = 1'-0"

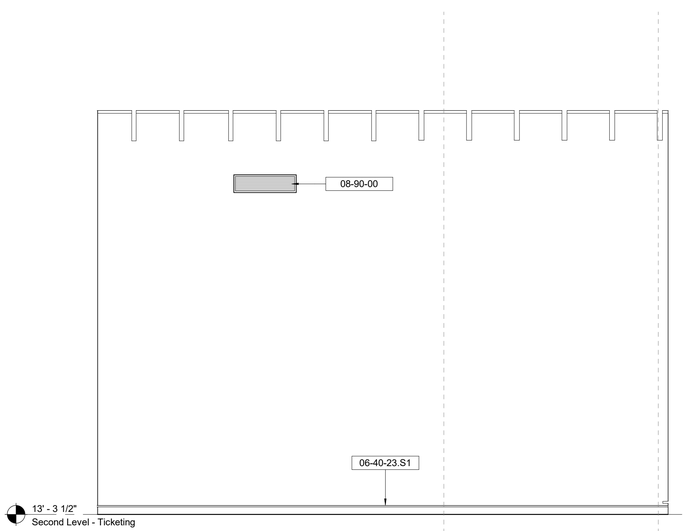

3 South Elevation - Ticketing Attic
1/2" = 1'-0"

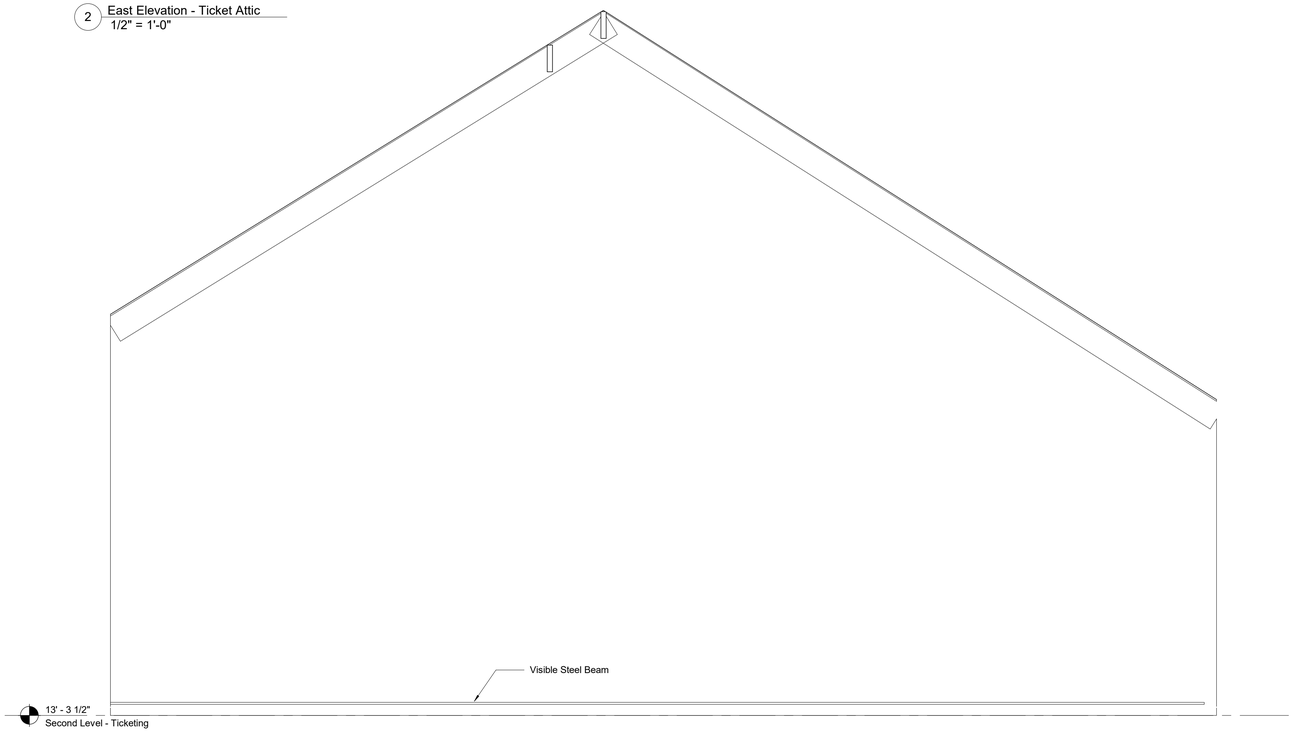

4 West Elevation - Ticketing Attic
1/2" = 1'-0"

Keynote Legend

Key Value	*Keynote Text*
06-40-23.S1	Painted Wood Baseboard with Aluminum Reveal
08-90-00	Exterior Louvers

Owner
Storm King Art Center
1 Museum Road
New Windsor, NY 12553
+1 (845) 534-3115

Design Architect
heneghan peng architects
14-16 Lord Edward Street
Dublin, D02 YC63
+353 1 633 9000

Executive Architect
WXY Architecture + Urban Design
224 Centre Street, 5th Floor
New York, NY 10013
+1 (212) 219-1953

Landscape Architect
Gustafson Porter + Bowman
1 Cobham Mews
London, MW1 9SB
+44 020 7284 8950

Reed Hilderbrand LLC
33 Whitney Avenue, 3rd Floor
New Haven, CT 06510
+1 (617) 923-2422

Structural & Lighting
ARUP
77 Water Street
New York, NY 10005
+1 (212) 896-3000

MEPF & IT
BuroHappold
100 Broadway #23
New York, NY 10005
+1 (212) 616-0228

Civil
VHB
100 Great Oaks Blvd., Suite 118
Albany, NY 12203
+1 (518) 389-3606

AV & Acoustics
LSTN Consultants
76 Beaver Street, 2nd Floor
New York, NY 10005
+1 (347) 788-0810

Facade
Front Inc.
100 E. Broadway Street, #501
New York, NY 10002
+1 (212) 242-2220

Key Plan

Description	Date
Filing Set	06/17/22

Project

Storm King Art Center

Welcome Pavilions

Seal

NOT FOR CONSTRUCTION

Drawing Title

Ticketing - Internal Elevations - 201

Date	06/17/22
Scale	1/2" = 1'-0"
Drawing Number	A-W-604
Sheet Size	ARCH D

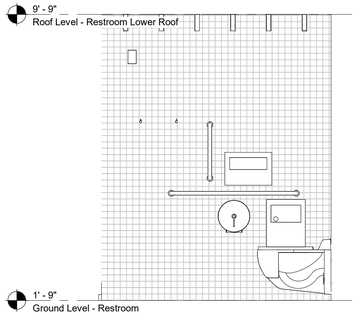

1 West Elevation - Restroom Ambulatory
1/2" = 1'-0"

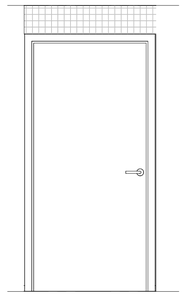

2 South Elevation - Restroom Ambulatory
1/2" = 1'-0"

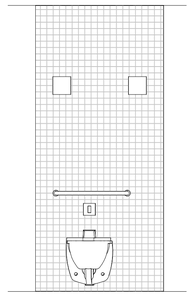

3 North Elevation - Restroom Ambulatory
1/2" = 1'-0"



4 East Elevation - Restroom Ambulatory
1/2" = 1'-0"

Owner
Storm King Art Center
1 Museum Road
New Windsor, NY 12553
+1 (845) 534-3115

Design Architect
heneghan peng architects
14-16 Lord Edward Street
Dublin, D02 YC63
+353 1 633 9000

Executive Architect
WXY Architecture + Urban Design
224 Centre Street, 5th Floor
New York, NY 10013
+1 (212) 219-1953

Landscape Architect
Gustafson Porter + Bowman
1 Cobham Mews
London, MW1 9SB
+44 020 7284 8950

Reed Hilderbrand LLC
33 Whitney Avenue, 3rd Floor
New Haven, CT 06510
+1 (617) 923-2422

Structural & Lighting
ARUP
77 Water Street
New York, NY 10005
+1 (212) 896-3000

MEPF & IT
BuroHappold
100 Broadway #23
New York, NY 10005
+1 (212) 616-0228

Civil
VHB
100 Great Oaks Blvd., Suite 118
Albany, NY 12203
+1 (518) 389-3606

AV & Acoustics
LSTN Consultants
76 Beaver Street, 2nd Floor
New York, NY 10005
+1 (347) 788-0810

Facade
Front Inc.
100 E. Broadway Street, #501
New York, NY 10002
+1 (212) 242-2220

Key Plan

N

Description	Date
Filing Set	06/17/22

Project

Storm King Art Center

Welcome Pavilions

Seal

NOT FOR CONSTRUCTION

Drawing Title

Restroom - Internal Elevations - 110

Date	06/17/22
Scale	1/2" = 1'-0"
Drawing Number	A-W-605
Sheet Size	ARCH D

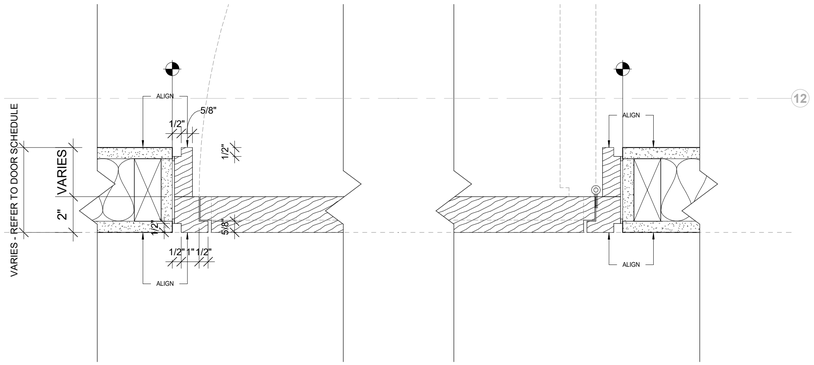

1 Ticketing - Interior Door - Jamb Detail
3" = 1'-0"

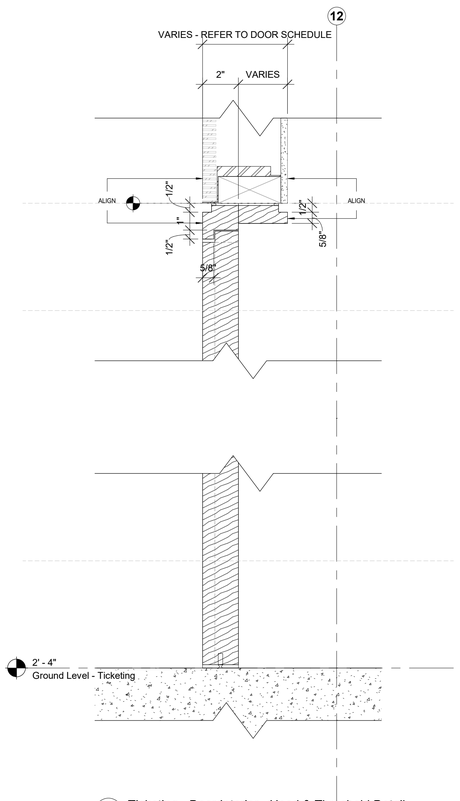

2 Ticketing - Door Interior - Head & Threshold Detail
3" = 1'-0"

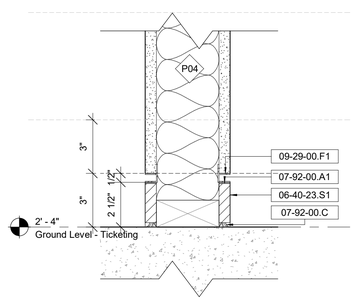

3 Typical Gypsum Baseboard Detail
3" = 1'-0"

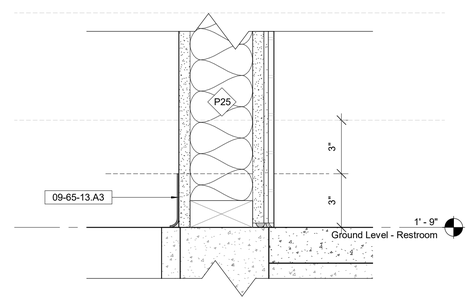

4 Typical Vinyl Baseboard Detail
3" = 1'-0"

Keynote Legend

Key Value	*Keynote Text*
06-40-23.S1	Painted Wood Baseboard with Aluminum Reveal
07-92-00.A1	Joint Sealers
07-92-00.C	Acoustic Sealant w/ Backer Rod
09-29-00.F1	Aluminum Reveal Profile
09-65-13.A3	Resilient Base, 3"-high

Owner
Storm King Art Center
1 Museum Road
New Windsor, NY 12553
+1 (845) 534-3115

Design Architect
heneghan peng architects
14-16 Lord Edward Street
Dublin, D02 YC63
+353 1 633 9000

Executive Architect
WXY Architecture + Urban Design
224 Centre Street, 5th Floor
New York, NY 10013
+1 (212) 219-1953

Landscape Architect
Gustafson Porter + Bowman
1 Cobham Mews
London, MW1 9SB
+44 020 7284 8950

Reed Hilderbrand LLC
33 Whitney Avenue, 3rd Floor
New Haven, CT 06510
+1 (617) 923-2422

Structural & Lighting
ARUP
77 Water Street
New York, NY 10005
+1 (212) 896-3000

MEPF & IT
BuroHappold
100 Broadway #23
New York, NY 10005
+1 (212) 616-0228

Civil
VHB
100 Great Oaks Blvd., Suite 118
Albany, NY 12203
+1 (518) 389-3606

AV & Acoustics
LSTN Consultants
76 Beaver Street, 2nd Floor
New York, NY 10005
+1 (347) 788-0810

Facade
Front Inc.
100 E. Broadway Street, #501
New York, NY 10002
+1 (212) 242-2220

Key Plan

Description	Date
Filing Set	06/17/22

Project

Storm King Art Center

Welcome Pavilions

Seal

NOT FOR CONSTRUCTION

Drawing Title

Ticketing - Interior Door & Wall Details

Date	06/17/22
Scale	3" = 1'-0"
Drawing Number	A-W-621
Sheet Size	ARCH D

Keynote Legend

Key Value	*Keynote Text*
06-40-23.C2	Hardwood Edge, Painted
06-40-23.P1	Painted Plywood Casework
10-11-00.B	Tackable Acoustic Fabric-Wrapped Panels
23-37-13	Interior Air Diffusers, Grilles, & Vents

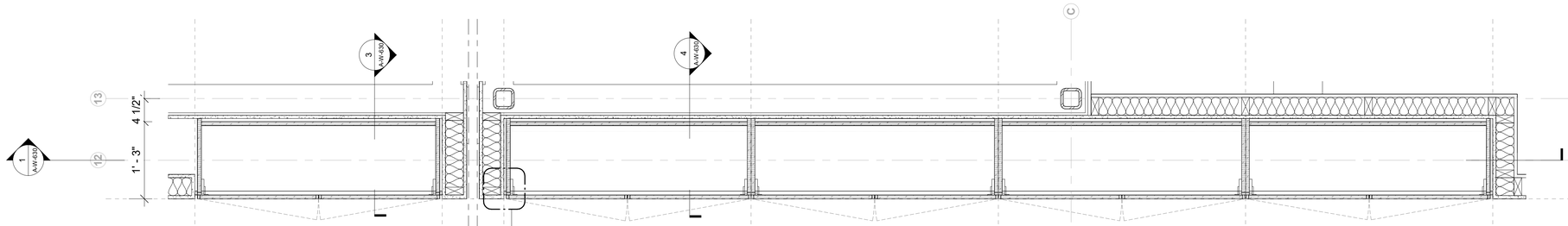

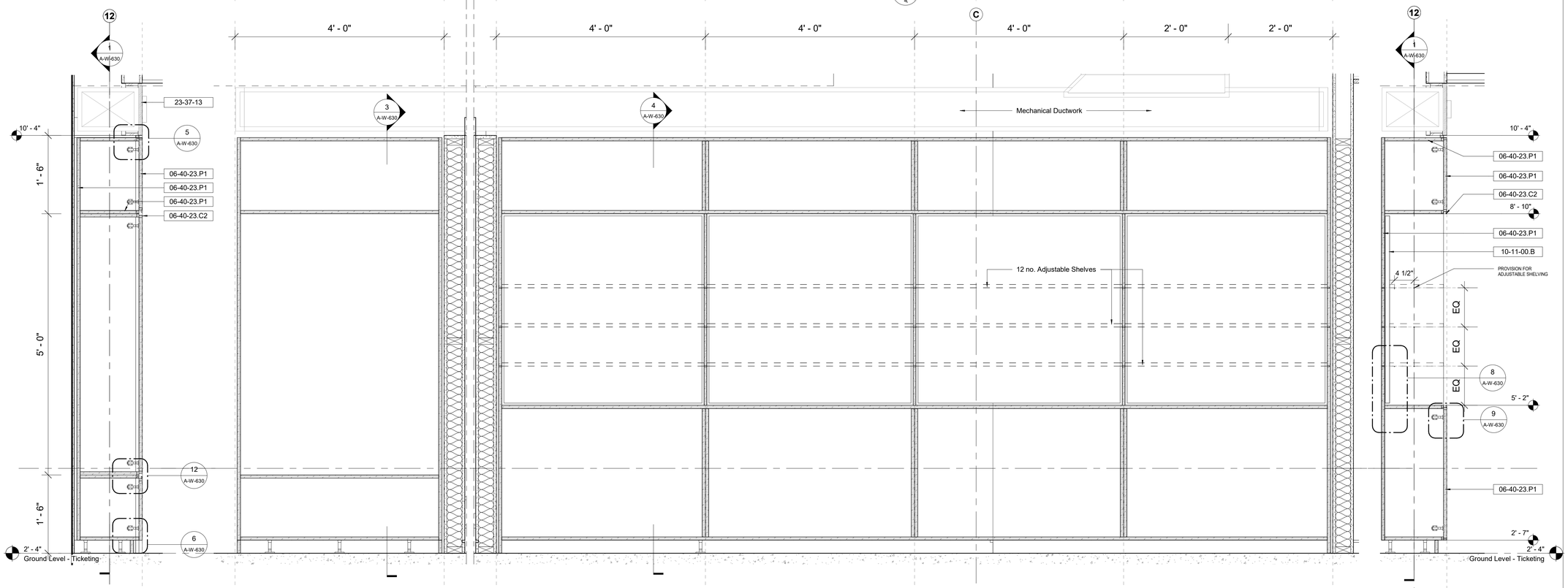

3 Millwork Section - Storage Wall L
1" = 1'-0"

1 Millwork Section - Storage Wall
1" = 1'-0"

4 Millwork Section - Storage Wall R
1" = 1'-0"



11 3D Millwork MW2

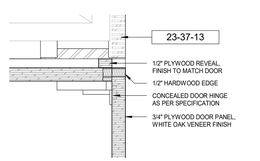

5 Millwork Detail MW1
3" = 1'-0"

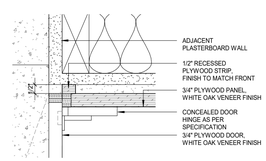

7 Millwork Detail MW3
3" = 1'-0"

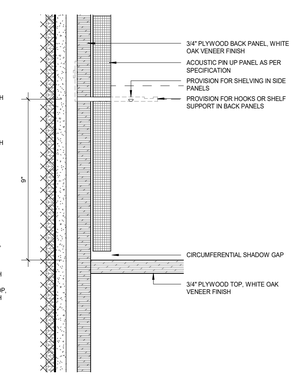

8 Millwork Detail MW4
3" = 1'-0"

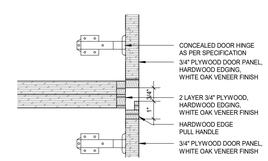

12 Millwork Detail MW6
3" = 1'-0"

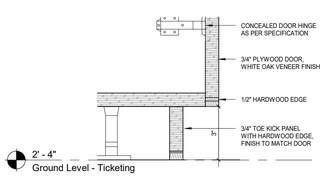

6 Millwork Detail MW2
3" = 1'-0"

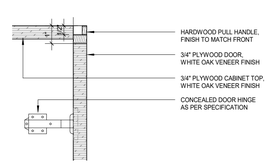

9 Millwork Detail MW5
3" = 1'-0"

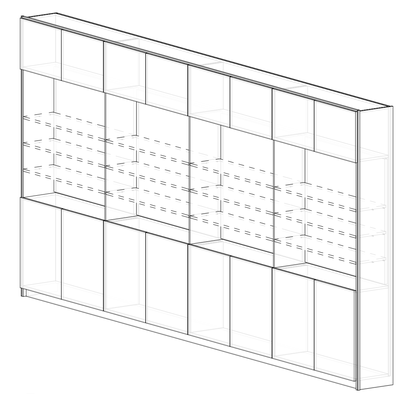

10 3D Millwork MW1

Owner
Storm King Art Center
1 Museum Road
New Windsor, NY 12553
+1 (845) 534-3115

Design Architect
heneghan peng architects
14-16 Lord Edward Street
Dublin, D02 YC63
+353 1 633 9000

Executive Architect
WXY Architecture + Urban Design
224 Centre Street, 5th Floor
New York, NY 10013
+1 (212) 219-1953

Landscape Architect
Gustafson Porter + Bowman
1 Cobham Mews
London, MW1 9SB
+44 020 7284 8950

Reed Hilderbrand LLC
33 Whitney Avenue, 3rd Floor
New Haven, CT 06510
+1 (617) 923-2422

Structural & Lighting
ARUP
77 Water Street
New York, NY 10005
+1 (212) 896-3000

MEPF & IT
BuroHappold
100 Broadway #23
New York, NY 10005
+1 (212) 616-0228

Civil
VHB
100 Great Oaks Blvd., Suite 118
Albany, NY 12203
+1 (518) 389-3606

AV & Acoustics
LSTN Consultants
76 Beaver Street, 2nd Floor
New York, NY 10005
+1 (347) 788-0810

Facade
Front Inc.
100 E. Broadway Street, #501
New York, NY 10002
+1 (212) 242-2220

Key Plan

Description	Date
Filing Set	06/17/22

Project

Storm King Art Center
Welcome Pavilions

Seal

NOT FOR CONSTRUCTION

Drawing Title

Ticketing - Millwork Details

Date	06/17/22
Scale	As indicated
Drawing Number	A-W-630
Sheet Size	ARCH D

ROOM FINISH SCHEDULE - RESTROOM

Room Number	Room Name	Finish - Floor	Finish - Base	Finish - Ceiling	Finish - North Wall	Finish - South Wall	Finish - East Wall	Finish - West Wall	Comments
Ground Level - Restroom									
R101	Handwashing	Polished Concrete	N/A	Tounge & Groove Abodo Ceiling	External Abodo Wood Cladding	Abodo Clad Panels & GFRC Sink	Abodo Wood Clad Door	Abodo Wood Clad Door	
R102	Mechanical	Metal Grate Flooring	Resilient Base	Exposed Structural Plywood & Joists	Painted Gypsum, 09-90-00.E2	Painted Gypsum, 09-90-00.E2	Painted Gypsum, 09-90-00.E2	Painted Gypsum, 09-90-00.E2	
R103	RR	Polished Concrete	Tile To Floor	Exposed Structural Plywood & Joists	2" x 2" Wall Tile	2" x 2" Wall Tile	2" x 2" Wall Tile	2" x 2" Wall Tile	
R104	RR	Polished Concrete	Tile To Floor	Exposed Structural Plywood & Joists	2" x 2" Wall Tile	2" x 2" Wall Tile	2" x 2" Wall Tile	2" x 2" Wall Tile	
R105	RR	Polished Concrete	Tile To Floor	Exposed Structural Plywood & Joists	2" x 2" Wall Tile	2" x 2" Wall Tile	2" x 2" Wall Tile	2" x 2" Wall Tile	
R106	RR	Polished Concrete	Tile To Floor	Exposed Structural Plywood & Joists	2" x 2" Wall Tile	2" x 2" Wall Tile	2" x 2" Wall Tile	2" x 2" Wall Tile	
R107	RR	Polished Concrete	Tile To Floor	Exposed Structural Plywood & Joists	2" x 2" Wall Tile	2" x 2" Wall Tile	2" x 2" Wall Tile	2" x 2" Wall Tile	
R108	RR	Polished Concrete	Tile To Floor	Exposed Structural Plywood & Joists	2" x 2" Wall Tile	2" x 2" Wall Tile	2" x 2" Wall Tile	2" x 2" Wall Tile	
R109	RR	Polished Concrete	Tile To Floor	Exposed Structural Plywood & Joists	2" x 2" Wall Tile	2" x 2" Wall Tile	2" x 2" Wall Tile	2" x 2" Wall Tile	
R110	RR	Polished Concrete	Tile To Floor	Exposed Structural Plywood & Joists	2" x 2" Wall Tile	2" x 2" Wall Tile	2" x 2" Wall Tile	2" x 2" Wall Tile	
R111	Custodian	Polished Concrete	Tile To Floor	Exposed Structural Plywood & Joists	2" x 2" Wall Tile	2" x 2" Wall Tile	2" x 2" Wall Tile	2" x 2" Wall Tile	
R112	Accessible/Family RR	Polished Concrete	Tile To Floor	Exposed Structural Plywood & Joists	2" x 2" Wall Tile	2" x 2" Wall Tile	2" x 2" Wall Tile	2" x 2" Wall Tile	
R113	Accessible/Family RR	Polished Concrete	Tile To Floor	Exposed Structural Plywood & Joists	2" x 2" Wall Tile	2" x 2" Wall Tile	2" x 2" Wall Tile	2" x 2" Wall Tile	
R114	Nursing	Polished Concrete	Tile To Floor	Exposed Structural Plywood & Joists	2" x 2" Wall Tile	2" x 2" Wall Tile	2" x 2" Wall Tile	2" x 2" Wall Tile	
R115	Sick Room	Polished Concrete	Tile To Floor	Exposed Structural Plywood & Joists	2" x 2" Wall Tile	2" x 2" Wall Tile	2" x 2" Wall Tile	2" x 2" Wall Tile	
R116	Lockers	Concrete, Finish to Match Landscape Adjacent	N/A	Exposed Structural Plywood & Joists	External Abodo Wood Cladding	External Abodo Wood Cladding	External Abodo Wood Cladding	External Abodo Wood Cladding	

Owner
Storm King Art Center
1 Museum Road
New Windsor, NY 12553
+1 (845) 534-3115

Design Architect
heneghan peng architects
14-16 Lord Edward Street
Dublin, D02 YC63
+353 1 633 9000

Executive Architect
WXY Architecture + Urban Design
224 Centre Street, 5th Floor
New York, NY 10013
+1 (212) 219-1953

Landscape Architect
Gustafson Porter + Bowman
1 Cobham Mews
London, MW1 9SB
+44 020 7284 8950

Reed Hilderbrand LLC
33 Whitney Avenue, 3rd Floor
New Haven, CT 06510
+1 (617) 923-2422

Structural & Lighting
ARUP
77 Water Street
New York, NY 10005
+1 (212) 896-3000

MEPF & IT
BuroHappold
100 Broadway #23
New York, NY 10005
+1 (212) 616-0228

Civil
VHB
100 Great Oaks Blvd., Suite 118
Albany, NY 12203
+1 (518) 389-3606

AV & Acoustics
LSTN Consultants
76 Beaver Street, 2nd Floor
New York, NY 10005
+1 (347) 788-0810

Facade
Front Inc.
100 E. Broadway Street, #501
New York, NY 10002
+1 (212) 242-2220

Key Plan

Description	Date
Filing Set	06/17/22

Project

Storm King Art Center

Welcome Pavilions

Seal

NOT FOR CONSTRUCTION

Drawing Title

Restroom - Room Finish Schedule

Date	06/17/22
Scale	Not to Scale
Drawing Number	A-W-701
Sheet Size	ARCH D

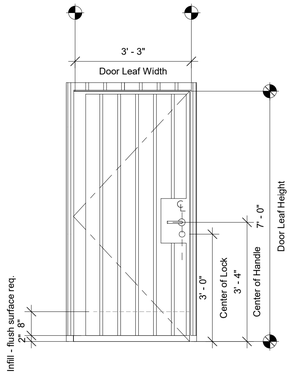

Door Type A11

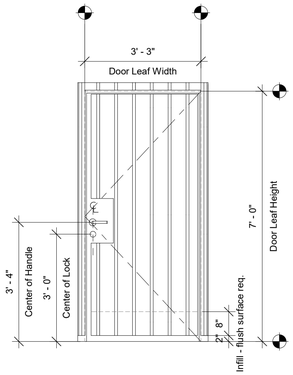

Door Type A12

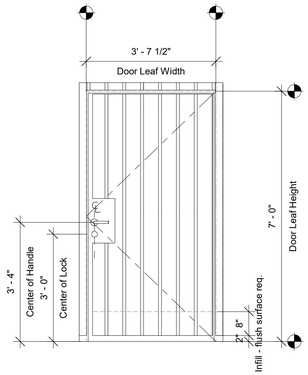

Door Type A13

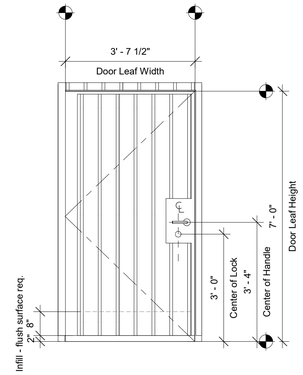

Door Type A14

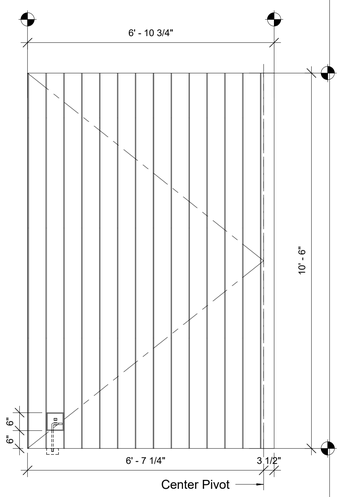

Door Type E11

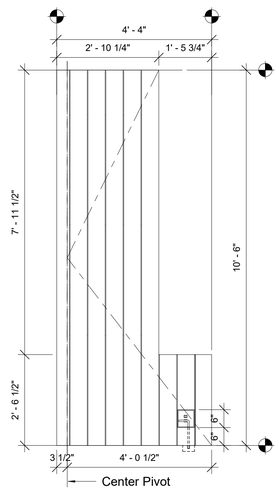

Door Type E12

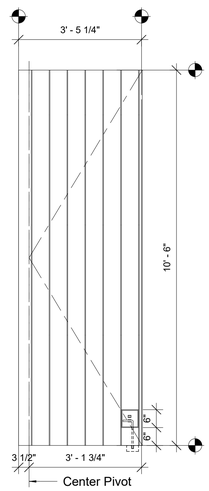

Door Type E13

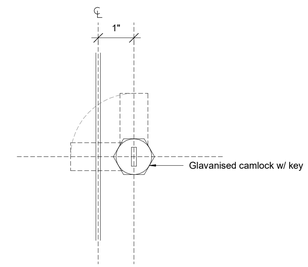

E14 Locking Mechanism

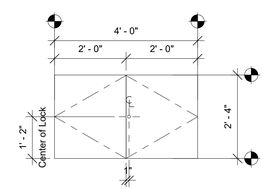

Door Type E14

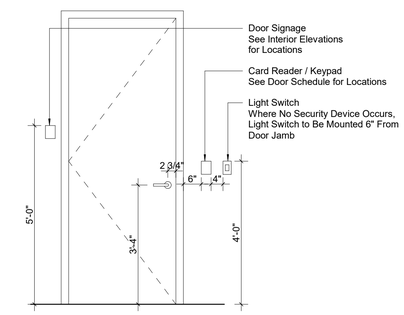

All Door Hardware to be Located as Shown UON

Door Schedule - Restroom

Number	Room Name	Door Type	Style	Door: Material	Door: Door Leaf Width	Door: Door Leaf Height	Door: Thickness	Door: Interior Finish	Door: Exterior Finish	Door: Clear Egress Width	Frame: Frame Type	Frame: Frame Finish - Interior	Frame: Frame Finish - Exterior	Detailing: Head	Detailing: Jamb	Detailing: Sill	Fire Rating	STC	Hardware: Hardware Set	Hardware: Card Reader	Hardware: Keypad	Hardware: Magnetic Contact	Comments
Exterior																							
R101.1	Handwashing	E11	Single Door	MTL	6' - 10 1/2"	10' - 6"	2"	07-46-23.A3	07-46-23.A3	74 1/2"	MTL	N/A	N/A	2/A-W-441	1/A-W-441	3/A-W-441			08-71-10 #8	No	No	No	Open Hold Device TBD, Bolt Lock
R101.2	Handwashing	E12	Single Door	MTL	4' - 3 3/4"	10' - 6"	2"	07-46-23.A3	07-46-23.A3	43 3/4"	MTL	N/A	N/A	5/A-W-441	4/A-W-441	6/A-W-441			08-71-10 #8	No	No	No	Open Hold Device TBD, Bolt Lock
R101.3	Handwashing	E12	Single Door	MTL	4' - 3 3/4"	10' - 6"	2"	07-46-23.A3	07-46-23.A3	43 3/4"	MTL	N/A	N/A	5/A-W-441	4/A-W-441	6/A-W-441			08-71-10 #8	No	No	No	Open Hold Device TBD, Bolt Lock
R101.4	Handwashing	E13	Single Door	MTL	6' - 10 3/4"	10' - 6"	2"	07-46-23.A3	07-46-23.A3	33 1/4"	MTL	N/A	N/A	5/A-W-441	4/A-W-441	6/A-W-441			08-71-10 #8	No	No	No	Open Hold Device TBD, Bolt Lock
R102	Mechanical	A11	Single Door	HM - Insul.	3' - 3"	7' - 0"	2"	09-90-00.E2	07-46-23.A4	36 1/2"	HM - Insul.	09-90-00.E2	09-90-00.S2	1/A-W-443	1/A-W-442	2/A-W-443			08-71-10 #2	Yes	No	Yes	
R103	RR	A12	Single Door	HM - Insul.	3' - 3"	7' - 0"	2"	09-90-00.E2	07-46-23.A4	29 1/8"	HM - Insul.	09-90-00.E2	09-90-00.S2	3/A-W-443	3/A-W-442	4/A-W-443			08-71-10 #6	No	No	No	
R104	RR	A12	Single Door	HM - Insul.	3' - 3"	7' - 0"	2"	09-90-00.E2	07-46-23.A4	29 1/8"	HM - Insul.	09-90-00.E2	09-90-00.S2	3/A-W-443	3/A-W-442	4/A-W-443			08-71-10 #6	No	No	No	
R105	RR	A12	Single Door	HM - Insul.	3' - 3"	7' - 0"	2"	09-90-00.E2	07-46-23.A4	29 1/8"	HM - Insul.	09-90-00.E2	09-90-00.S2	3/A-W-443	3/A-W-442	4/A-W-443			08-71-10 #6	No	No	No	
R106	RR	A12	Single Door	HM - Insul.	3' - 3"	7' - 0"	2"	09-90-00.E2	07-46-23.A4	29 1/8"	HM - Insul.	09-90-00.E2	09-90-00.S2	3/A-W-443	3/A-W-442	4/A-W-443			08-71-10 #6	No	No	No	
R107	RR	A12	Single Door	HM - Insul.	3' - 3"	7' - 0"	2"	09-90-00.E2	07-46-23.A4	29 1/8"	HM - Insul.	09-90-00.E2	09-90-00.S2	3/A-W-443	3/A-W-442	4/A-W-443			08-71-10 #6	No	No	No	
R108	RR	A12	Single Door	HM - Insul.	3' - 3"	7' - 0"	2"	09-90-00.E2	07-46-23.A4	29 1/8"	HM - Insul.	09-90-00.E2	09-90-00.S2	3/A-W-443	3/A-W-442	4/A-W-443			08-71-10 #6	No	No	No	
R109	RR	A12	Single Door	HM - Insul.	3' - 3"	7' - 0"	2"	09-90-00.E2	07-46-23.A4	29 1/8"	HM - Insul.	09-90-00.E2	09-90-00.S2	3/A-W-443	3/A-W-442	4/A-W-443			08-71-10 #6	No	No	No	
R110	RR	A11	Single Door	HM - Insul.	3' - 3"	7' - 0"	2"	09-90-00.E2	07-46-23.A4	36 1/2"	HM - Insul.	09-90-00.E2	09-90-00.S2	1/A-W-443	1/A-W-442	2/A-W-443			08-71-10 #2	No	No	No	
R111	Custodian	A12	Single Door	HM - Insul.	3' - 3"	7' - 0"	2"	09-90-00.E2	07-46-23.A4	36 1/2"	HM - Insul.	09-90-00.E2	09-90-00.S2	1/A-W-443	1/A-W-442	2/A-W-443			08-71-10 #2	No	No	No	
R112	Accessible/Family RR	A13	Single Door	HM - Insul.	3' - 7 1/2"	7' - 0"	2"	09-90-00.E2	07-46-23.A4	33 5/8"	HM - Insul.	09-90-00.E2	09-90-00.S2	3/A-W-443	4/A-W-442	4/A-W-443			08-71-10 #7	No	No	No	
R113	Accessible/Family RR	A13	Single Door	HM - Insul.	3' - 7 1/2"	7' - 0"	2"	09-90-00.E2	07-46-23.A4	33 5/8"	HM - Insul.	09-90-00.E2	09-90-00.S2	3/A-W-443	4/A-W-442	4/A-W-443			08-71-10 #7	No	No	No	
R114	Nursing	A13	Single Door	HM - Insul.	3' - 7 1/2"	7' - 0"	2"	09-90-00.E2	07-46-23.A4	33 5/8"	HM - Insul.	09-90-00.E2	09-90-00.S2	3/A-W-443	4/A-W-442	4/A-W-443			08-71-10 #7	No	No	No	
R115	Sick Room	A14	Single Door	HM - Insul.	3' - 7 1/2"	7' - 0"	2"	09-90-00.E2	07-46-23.A4	41"	HM - Insul.	09-90-00.E2	09-90-00.S2	1/A-W-443	2/A-W-442	2/A-W-443			08-71-10 #2	Yes	No	Yes	
R116	Sink Maintenance Zone	E14	Double Door	MTL	2' - 0"	2' - 4"	1/4"	09-90-00.S1	09-90-00.S1	47 1/2"	MTL	N/A	N/A	N/A	5/A-W-442	N/A				No	No	No	
R117	Sink Maintenance Zone	E14	Double Door	MTL	2' - 0"	2' - 4"	1/4"	09-90-00.S1	09-90-00.S1	47 1/2"	MTL	N/A	N/A	N/A	5/A-W-442	N/A				No	No	No	
R118	Sink Maintenance Zone	E14	Double Door	MTL	2' - 0"	2' - 4"	1/4"	09-90-00.S1	09-90-00.S1	47 1/2"	MTL	N/A	N/A	N/A	5/A-W-442	N/A				No	No	No	
R119	Sink Maintenance Zone	E14	Double Door	MTL	2' - 0"	2' - 4"	1/4"	09-90-00.S1	09-90-00.S1	47 1/2"	MTL	N/A	N/A	N/A	5/A-W-442	N/A				No	No	No	
R120	Sink Maintenance Zone	E14	Double Door	MTL	2' - 0"	2' - 4"	1/4"	09-90-00.S1	09-90-00.S1	47 1/2"	MTL	N/A	N/A	N/A	5/A-W-442	N/A				No	No	No	
R121	Sink Maintenance Zone	E14	Double Door	MTL	2' - 0"	2' - 4"	1/4"	09-90-00.S1	09-90-00.S1	47 1/2"	MTL	N/A	N/A	N/A	5/A-W-442	N/A				No	No	No	
R122	Sink Maintenance Zone	E14	Double Door	MTL	2' - 0"	2' - 4"	1/4"	09-90-00.S1	09-90-00.S1	47 1/2"	MTL	N/A	N/A	N/A	5/A-W-442	N/A				No	No	No	

Owner
Storm King Art Center
1 Museum Road
New Windsor, NY 12553
+1 (845) 534-3115

Design Architect
heneghan peng architects
14-16 Lord Edward Street
Dublin, D02 YC63
+353 1 633 9000

Executive Architect
WXY Architecture + Urban Design
224 Centre Street, 5th Floor
New York, NY 10013
+1 (212) 219-1953

Landscape Architect
Gustafson Porter + Bowman
1 Cobham Mews
London, MW1 9SB
+44 020 7284 8950

Reed Hilderbrand LLC
33 Whitney Avenue, 3rd Floor
New Haven, CT 06510
+1 (617) 923-2422

Structural & Lighting
ARUP
77 Water Street
New York, NY 10005
+1 (212) 896-3000

MEPF & IT
BuroHappold
100 Broadway #23
New York, NY 10005
+1 (212) 616-0228

Civil
VHB
100 Great Oaks Blvd., Suite 118
Albany, NY 12203
+1 (518) 389-3606

AV & Acoustics
LSTN Consultants
76 Beaver Street, 2nd Floor
New York, NY 10005
+1 (347) 788-0810

Facade
Front Inc.
100 E. Broadway Street, #501
New York, NY 10002
+1 (212) 242-2220

Key Plan

Description	Date
Filing Set	06/17/22

Project

Storm King Art Center

Welcome Pavilions

Seal

NOT FOR CONSTRUCTION

Drawing Title

Restroom - Door Schedule

Date	06/17/22
Scale	As indicated
Drawing Number	A-W-702
Sheet Size	ARCH D

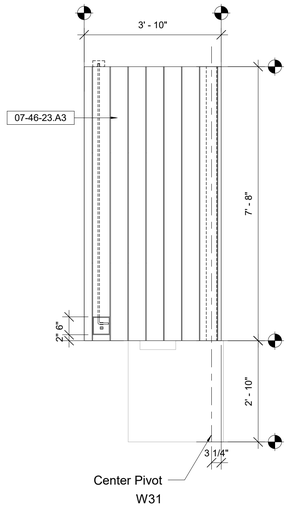

W31

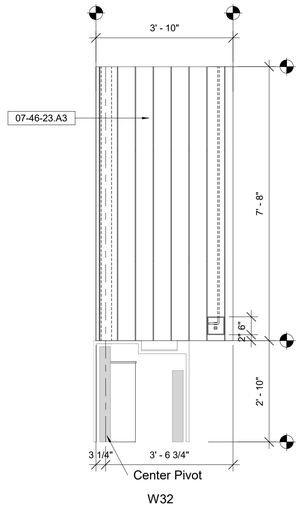

W32

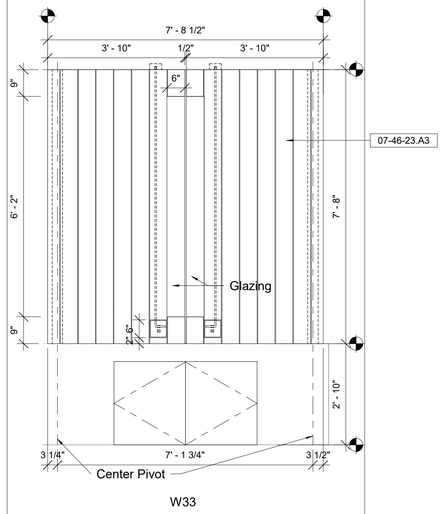

W33

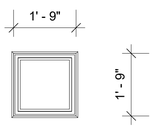

W31

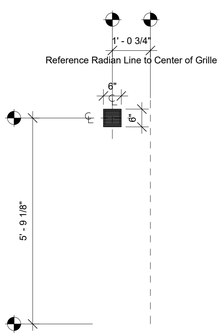

G31

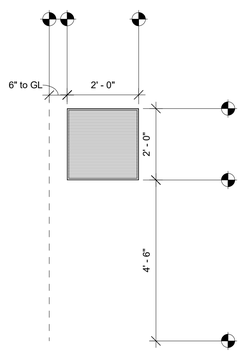

L31

WINDOW SCHEDULE RESTROOM

WINDOW TAG	DESCRIPTION	WIDTH	HEIGHT	Glazing Type	Frame Material	Frame Finish
L31	Louvre	2' - 0"	2' - 0"	N/A	Aluminium	Anodized
W31	Sink Pivot Panel, West			G-1	Wood	
W32	Sink Pivot Panel, East			G-1	Wood	
W33	Sink Pivot Panel, South			G-1	Wood	
W34	Unit Skylight, Double Glazed on Curb	1' - 10 1/2"	1' - 10 1/2"	G-5	Aluminium	Anodized

Owner
Storm King Art Center
1 Museum Road
New Windsor, NY 12553
+1 (845) 534-3115

Design Architect
heneghan peng architects
14-16 Lord Edward Street
Dublin, D02 YC63
+353 1 633 9000

Executive Architect
WXY Architecture + Urban Design
224 Centre Street, 5th Floor
New York, NY 10013
+1 (212) 219-1953

Landscape Architect
Gustafson Porter + Bowman
1 Cobham Mews
London, MW1 9SB
+44 020 7284 8950

Reed Hilderbrand LLC
33 Whitney Avenue, 3rd Floor
New Haven, CT 06510
+1 (617) 923-2422

Structural & Lighting
ARUP
77 Water Street
New York, NY 10005
+1 (212) 896-3000

MEPF & IT
BuroHappold
100 Broadway #23
New York, NY 10005
+1 (212) 616-0228

Civil
VHB
100 Great Oaks Blvd., Suite 118
Albany, NY 12203
+1 (518) 389-3606

AV & Acoustics
LSTN Consultants
76 Beaver Street, 2nd Floor
New York, NY 10005
+1 (347) 788-0810

Facade
Front Inc.
100 E. Broadway Street, #501
New York, NY 10002
+1 (212) 242-2220

Key Plan

Description	Date
Filing Set	06/17/22

Project

Storm King Art Center

Welcome Pavilions

Seal

NOT FOR CONSTRUCTION

Drawing Title

Restroom - Window & Louver Schedule

Date	06/17/22
Scale	1/2" = 1'-0"
Drawing Number	A-W-703
Sheet Size	ARCH D

Lighting Fixture Schedule

Type Mark	Model	Fixture Finish	Comments
AL08	Laser Blade Recessed Linear	Standard Silver	
AL09	Laser Blade 5 Remote Recessed Linear - Outdoor	Standard Grey	
AW02	BEGA Recessed Wall Light - 22248	Custom RAL - Grey to match AWS03	
AWS03	Palco In Out - Q719	Standard Grey	
AWS03a	Palco In Out - Q719	Standard Silver	
BL01	ZL1N	Anodized Aluminum	

Electrical Devices Setting Out

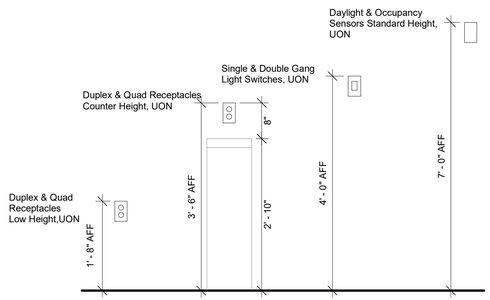

Accessories Schedule

Keynote	Description	Manufacturer	Product	Finish	Comments
10-28-13.A1	Toilet Paper Holder, Single Jumbo Roll, Surface-Mounted	Bobrick	B-2890	Satin-Finish Stainless Steel	
10-28-13.A2	Toilet Paper Holder, Double Jumbo Roll, Surface-Mounted	Bobrick	B-2892 Classic Series	Satin-Finish Stainless Steel	
10-28-13.A4	Seat Cover Dispenser, Recessed	Bobrick	B-3013 TrimLine Series	Satin-Finish Stainless Steel	
10-28-13.B1	Sanitary Napkin Receptacle, Recessed	Bobrick	B-353	Satin-Finish Stainless Steel	
10-28-13.B2	Sanitary Napkin Dispenser, Recessed	Bobrick	B-4706C Contura Series	Satin-Finish Stainless Steel	
10-28-13.C1	Paper Towel Dispenser w/ Receptacle, Recessed	Bobrick	B-39003 TrimLine Series	Satin-Finish Stainless Steel	
10-28-13.C4	Paper Towel Dispenser, Countertop Recessed	Bobrick	B-526 TrimLine Series	Satin-Finish Stainless Steel	
10-28-13.D1	Diaper-changing Station, Recessed Vertical	Koala Kare	KB311-SSRE	Stainless Steel	
10-28-13.D2	Diaper-changing Station, Countertop	Koala Kare	KB112-01RE	Polyethene	
10-28-13.E1	Soap Dispenser, Interior Touchless	Kohler	K-22847-CP	Vibrant Brushed Nickel	
10-28-13.E2	Soap Dispenser, Exterior Touchless	SLOAN	ESD-2000-SF	Brushed Stainless Steel	
10-28-13.F1	Mirror, Recessed	Bobrick	B-165 1830	Polished Stainless Steel	
10-28-13.F2	Mirror, Recessed w/Shelf	Bobrick	B-166	Stainless Steel	
10-28-13.H	Coat/Towel Hook	Assa Abloy	Rockwood RM823	Stainless Steel	

Plumbing Fixture Schedule

Keynote	Description	Manufacturer	Product	Finish	Comments
22-42-00.J	Wall-Hung Commercial Toilet, w/ Carrier	TOTO USA, Inc.	CT708UVG Toilet, TET3UA 1.0 GPF Valve, SC534 Seat	Vitreous China	
22-42-00.L1	Restroom Faucet, Interior Touchless	Kohler	Purist Wall Mounted Bathroom Faucet with Touchless Technology Trim	Vibrant Stainless	
22-42-00.L2	Restroom Faucet, Exterior Touchless	GESSI	Art 54080	Brushed Stainless Steel	
22-42-00.M2	Mop Sink Faucet	Plumbing Supply.com	Heavy Duty Mop Sink Faucet	Stainless Steel	
22-42-00.P2	Mop Sink	Plumbing Supply.com	UM-244	Stainless Steel	
22-42-00.S1	Undermount Restroom Sink, ADA-compliant	Kohler	Verticyl Rectangle	White Vitreous China	
22-42-00.S3	Wall-Hung Commercial Sink, ADA-compliant	American Standard	Decorum 20-1/4-in. x 21-in. Sink with Center Hole	White (020)	

Owner
Storm King Art Center
1 Museum Road
New Windsor, NY 12553
+1 (845) 534-3115

Design Architect
heneghan peng architects
14-16 Lord Edward Street
Dublin, D02 YC63
+353 1 633 9000

Executive Architect
WXY Architecture + Urban Design
224 Centre Street, 5th Floor
New York, NY 10013
+1 (212) 219-1953

Landscape Architect
Gustafson Porter + Bowman
1 Cobham Mews
London, MW1 9SB
+44 020 7284 8950

Reed Hilderbrand LLC
33 Whitney Avenue, 3rd Floor
New Haven, CT 06510
+1 (617) 923-2422

Structural & Lighting
ARUP
77 Water Street
New York, NY 10005
+1 (212) 896-3000

MEPF & IT
BuroHappold
100 Broadway #23
New York, NY 10005
+1 (212) 616-0228

Civil
VHB
100 Great Oaks Blvd., Suite 118
Albany, NY 12203
+1 (518) 389-3606

AV & Acoustics
LSTN Consultants
76 Beaver Street, 2nd Floor
New York, NY 10005
+1 (347) 788-0810

Facade
Front Inc.
100 E. Broadway Street, #501
New York, NY 10002
+1 (212) 242-2220

Key Plan

Description	Date
Filing Set	06/17/22

Project

Storm King Art Center

Welcome Pavilions

Seal

NOT FOR CONSTRUCTION

Drawing Title

Fixture Schedules

Date	06/17/22
Scale	Not to Scale
Drawing Number	A-W-704
Sheet Size	ARCH D

ROOM FINISH SCHEDULE - TICKETING

Room Number	Room Name	Finish - Floor	Finish - Base	Finish - Ceiling	Finish - North Wall	Finish - South Wall	Finish - East Wall	Finish - West Wall	Comments
Ground Level - Ticketing									
T101	Staff	Polished Concrete	Painted Wood	Tounge & Groove Abodo Ceiling	Painted Gypsum, 09-90-00.E1	N/A	Painted Gypsum, 09-90-00.E1	Glazing	
T102	Ticketing	Polished Concrete	Painted Wood	Tounge & Groove Abodo Ceiling	N/A	Painted Gypsum	Painted Gypsum	Glazing	
T103	Manager	Polished Concrete	Painted Wood	Acoustic Ceiling Tile	Painted Gypsum, 09-90-00.E1	Painted Gypsum, 09-90-00.E1	Painted Gypsum, 09-90-00.E1	Painted Gypsum, 09-90-00.E1	
Ground Level - Canopy									
C101	Canopy	Concrete, Finish to Match Landscape Adjacent	N/A	Exposed Structural Plywood & Joists	N/A	N/A	N/A	N/A	
Second Level - Ticketing									
T201	Attic	Plywood Subfloor Per Structural	Painted Wood	Exposed Structural Plywood & Joists	Painted Gypsum, 09-90-00.E1	Painted Gypsum, 09-90-00.E1	Painted Gypsum, 09-90-00.E1	Painted Gypsum, 09-90-00.E1	

Owner
Storm King Art Center
1 Museum Road
New Windsor, NY 12553
+1 (845) 534-3115

Design Architect
heneghan peng architects
14-16 Lord Edward Street
Dublin, D02 YC63
+353 1 633 9000

Executive Architect
WXY Architecture + Urban Design
224 Centre Street, 5th Floor
New York, NY 10013
+1 (212) 219-1953

Landscape Architect
Gustafson Porter + Bowman
1 Cobham Mews
London, MW1 9SB
+44 020 7284 8950

Reed Hilderbrand LLC
33 Whitney Avenue, 3rd Floor
New Haven, CT 06510
+1 (617) 923-2422

Structural & Lighting
ARUP
77 Water Street
New York, NY 10005
+1 (212) 896-3000

MEPF & IT
BuroHappold
100 Broadway #23
New York, NY 10005
+1 (212) 616-0228

Civil
VHB
100 Great Oaks Blvd., Suite 118
Albany, NY 12203
+1 (518) 389-3606

AV & Acoustics
LSTN Consultants
76 Beaver Street, 2nd Floor
New York, NY 10005
+1 (347) 788-0810

Facade
Front Inc.
100 E. Broadway Street, #501
New York, NY 10002
+1 (212) 242-2220

Key Plan

Description	Date
Filing Set	06/17/22

Project

Storm King Art Center

Welcome Pavilions

Seal

NOT FOR CONSTRUCTION

Drawing Title

Ticketing & Canopy-Room Finish Schedule

Date	06/17/22
Scale	Not to Scale
Drawing Number	A-W-721
Sheet Size	ARCH D

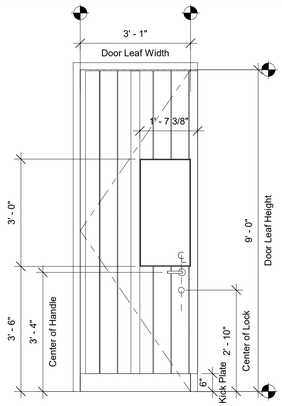

Door Type A15

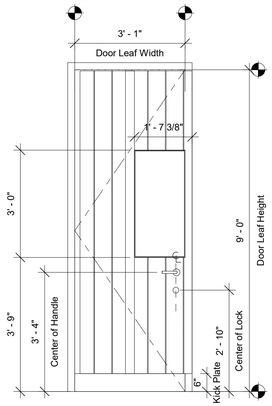

Door Type A16

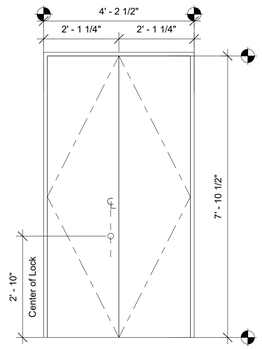

Door Type B11

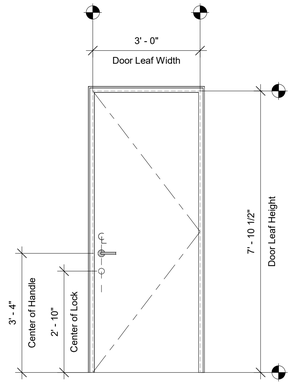

Door Type B12

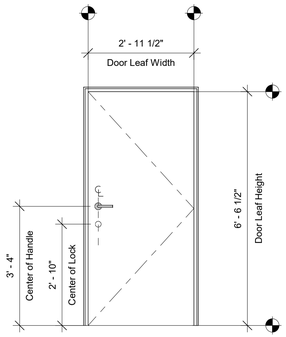

Door Type B13

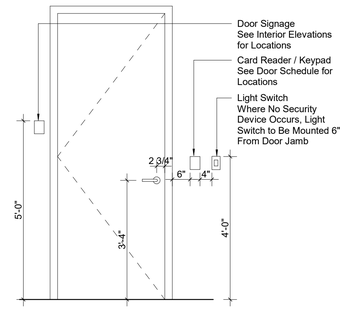

All Door Hardware to be Located as Shown UON

Door Schedule - Ticketing

Number	Room Name	Door Type	Style	Door: Material	Door: Door Leaf Width	Door: Door Leaf Height	Door: Thickness	Door: Interior Finish	Door: Exterior Finish	Door: Clear Egress Width	Door: Glazing	Frame: Frame Type	Frame: Interior Finish	Frame: Exterior Finish	Detailing: Head	Detailing: Jamb	Detailing: Sill	Fire Rating	STC	Hardware: Hardware Set	Hardware: Card Reader	Hardware: Keypad	Hardware: Magnetic Contact	Comments
T101.1	Staff	A15	Single Door	HM - Insul.	3' - 1"	9' - 0"	2"	09-90-00.G1	07-46-23.A3	32"	G-1	HM - Insul.	09-90-00.G1	09-90-00.S2	3/A-W-451	1/A-W-451	6/A-W-451			08-71-10 #1	No	No	Yes	
T101.2	Staff	B13	Single Door	WD	2' - 11 1/2"	6' - 6 1/2"	2"	09-90-00.G1	09-90-00.G1	33"	No	WD	09-90-00.G1	09-90-00.G1	2/A-W-621	1/A-W-621	2/A-W-621			08-71-10 #3	No	No	No	
T102	Ticketing	A16	Single Door	HM - Insul.	3' - 1"	9' - 0"	2"	09-90-00.G1	07-46-23.A3	32"	G-1	HM - Insul.	09-90-00.G1	09-90-00.S2	3/A-W-451	2/A-W-451	6/A-W-451			08-71-10 #2	Yes	No	Yes	
T103.1	Manager	B11	Double Door	WD	4' - 0"	7' - 10 1/2"	2"	09-90-00.G1	09-90-00.G1	46"	No	WD	09-90-00.G1	09-90-00.G1	2/A-W-621	1/A-W-621	2/A-W-621			08-71-10 #5	No	No	No	
T103.2	Manager	B12	Single Door	WD	3' - 0"	7' - 10 1/2"	2"	09-90-00.G1	09-90-00.G1	33 1/2"	No	WD	09-90-00.G1	09-90-00.G1	2/A-W-621	1/A-W-621	2/A-W-621			08-71-10 #4	No	No	Yes	

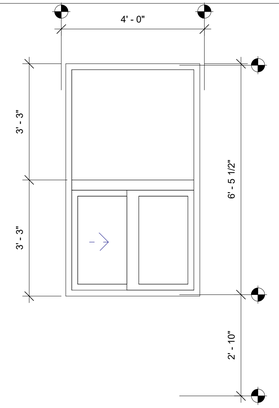

W35

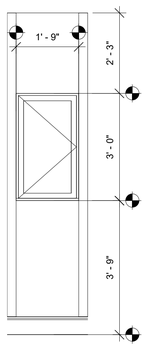

W36

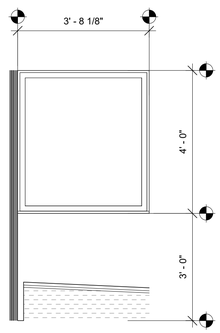

W37



G32

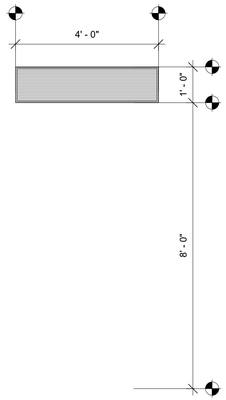

G33



L32

WINDOW SCHEDULE TICKETING

WINDOW TAG	DESCRIPTION	WIDTH	HEIGHT	Glazing Type	FRAME MATERIAL	FRAME FINISH
G32	Linear Bar Grille	1' - 5 5/8"	1' - 0"	N/A	Aluminium	Anodized
G33	Linear Bar Grille	4' - 0"	1' - 0"	N/A	Aluminium	Anodized
L32	Louver	1' - 9"	6"	N/A	Aluminium	Anodized
W35	Ticketing Counter Window	3' - 9"	6' - 2"	G-3	Sapele Wood Exterior / White Oak Interior	Water-Based Sealer
W36	Manager Window	1' - 9"	3' - 0"	G-1	Sapele Wood Exterior / White Oak Interior	Water-Based Sealer
W37	Attic Window	3' - 8 1/8"	4' - 0"	G-1	Sapele Wood Exterior / White Oak Interior	Water-Based Sealer

Owner
Storm King Art Center
1 Museum Road
New Windsor, NY 12553
+1 (845) 534-3115

Design Architect
heneghan peng architects
14-16 Lord Edward Street
Dublin, D02 YC63
+353 1 633 9000

Executive Architect
WXY Architecture + Urban Design
224 Centre Street, 5th Floor
New York, NY 10013
+1 (212) 219-1953

Landscape Architect
Gustafson Porter + Bowman
1 Cobham Mews
London, MW1 9SB
+44 020 7284 8950

Reed Hilderbrand LLC
33 Whitney Avenue, 3rd Floor
New Haven, CT 06510
+1 (617) 923-2422

Structural & Lighting
ARUP
77 Water Street
New York, NY 10005
+1 (212) 896-3000

MEPF & IT
BuroHappold
100 Broadway #23
New York, NY 10005
+1 (212) 616-0228

Civil
VHB
100 Great Oaks Blvd., Suite 118
Albany, NY 12203
+1 (518) 389-3606

AV & Acoustics
LSTN Consultants
76 Beaver Street, 2nd Floor
New York, NY 10005
+1 (347) 788-0810

Facade
Front Inc.
100 E. Broadway Street, #501
New York, NY 10002
+1 (212) 242-2220

Key Plan

Description	Date
Filing Set	06/17/22

Project

Storm King Art Center

Welcome Pavilions

Seal

NOT FOR CONSTRUCTION

Drawing Title

Ticketing - Window, Louver & Door Schedule

Date	06/17/22
Scale	1/2" = 1'-0"
Drawing Number	A-W-722
Sheet Size	ARCH D

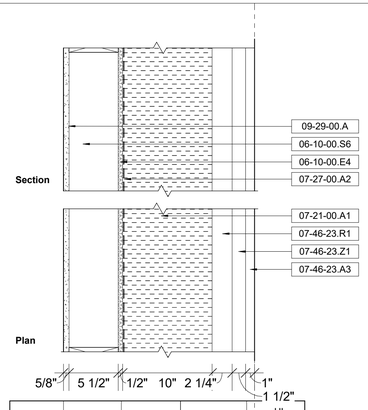

E12	CORE	R - VALUE	FIRE RATING	UL NUMBER
	WD STUD	R-32	NON-RATED	-

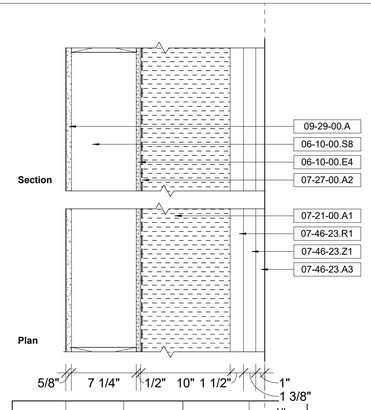

E13	CORE	R - VALUE	FIRE RATING	UL NUMBER
	WD STUD	R-32	NON-RATED	-

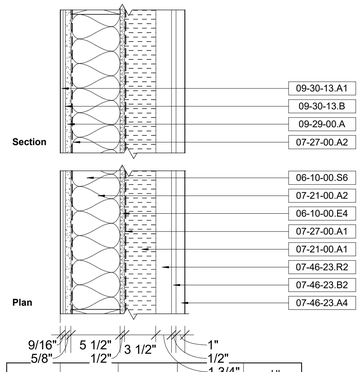

E14	CORE	R - VALUE	FIRE RATING	UL NUMBER
	WD STUD	R-15c + R-17	NON-RATED	-

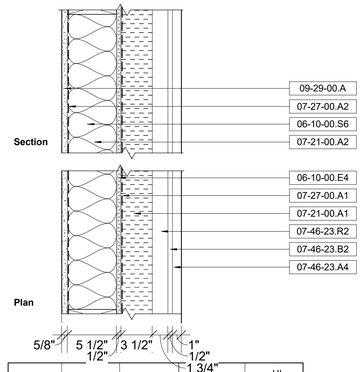

E15	CORE	R - VALUE	FIRE RATING	UL NUMBER
	WD STUD	R-15c + R-17	NON-RATED	-

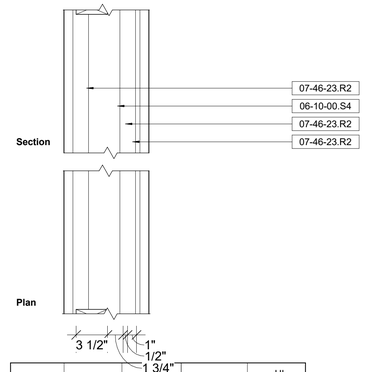

E16	CORE	R - VALUE	FIRE RATING	UL NUMBER
	WD STUD	-	NON-RATED	-

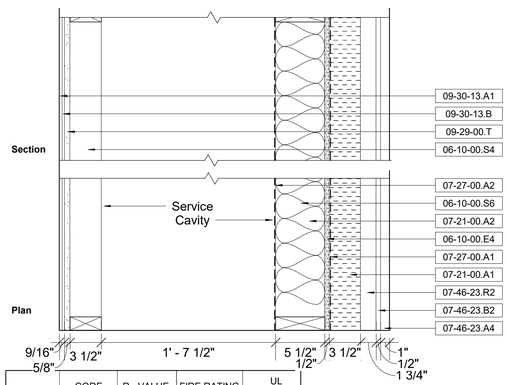

E17	CORE	R - VALUE	FIRE RATING	UL NUMBER
	WD STUD	R-15c + R-17	NON-RATED	-

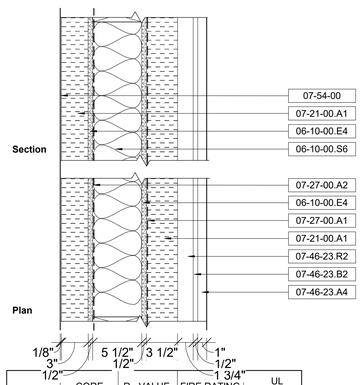

E18	CORE	R - VALUE	FIRE RATING	UL NUMBER
	WD STUD	R-15c + R-17	NON-RATED	-

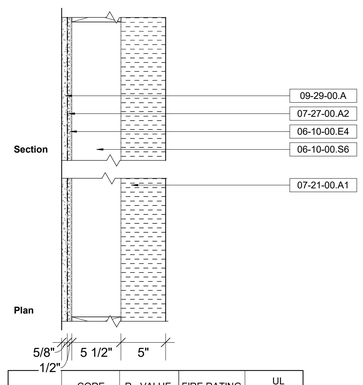

E19	CORE	R - VALUE	FIRE RATING	UL NUMBER
	WD STUD	R-20	NON-RATED	-

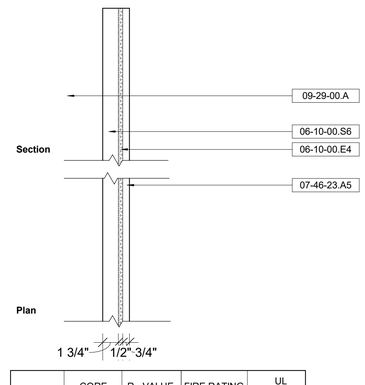

E19	CORE	R - VALUE	FIRE RATING	UL NUMBER
	WD STUD	-	NON-RATED	-

Keynote Legend

Key Value	*Keynote Text*
06-10-00.E4	1/2" Exterior Grade Plywood
06-10-00.S4	Stud - 2x4" Nominal
06-10-00.S6	Stud - 2x6" Nominal
06-10-00.S8	Stud - 2x8" Nominal
07-21-00.A1	Mineral Wool Insulation, Exterior
07-21-00.A2	Mineral Wool Insulation, Interior
07-27-00.A1	Self-Adhering Vapor-Permeable Air Barrier
07-27-00.A2	Self-Adhering Vapor-Impermeable Air Barrier
07-46-23.A3	Abodo vertical timber cladding (Ticketing)
07-46-23.A4	Abodo vertical timber cladding (Pond/Restroom)
07-46-23.A5	Abodo timber clad paneling (Ticketing/Restroom)
07-46-23.B2	Abodo vertical furring strip (Pond/Restroom)
07-46-23.R1	Vertical Rail
07-46-23.R2	Horizontal Rail
07-46-23.Z1	Z-Girt, Stainless Steel
07-54-00	Thermoplastic Membrane Roofing (TPO)
09-29-00.A	5/8" Gypsum Wall Board
09-29-00.T	5/8" Glass-Mat Tile Backerboard
09-30-13.A1	Ceramic Wall Tile
09-30-13.B	Setting Bed

Owner
Storm King Art Center
1 Museum Road
New Windsor, NY 12553
+1 (845) 534-3115

Design Architect
heneghan peng architects
14-16 Lord Edward Street
Dublin, D02 YC63
+353 1 633 9000

Executive Architect
WXY Architecture + Urban Design
224 Centre Street, 5th Floor
New York, NY 10013
+1 (212) 219-1953

Landscape Architect
Gustafson Porter + Bowman
1 Cobham Mews
London, MW1 9SB
+44 020 7284 8950

Reed Hilderbrand LLC
33 Whitney Avenue, 3rd Floor
New Haven, CT 06510
+1 (617) 923-2422

Structural & Lighting
ARUP
77 Water Street
New York, NY 10005
+1 (212) 896-3000

MEPF & IT
BuroHappold
100 Broadway #23
New York, NY 10005
+1 (212) 616-0228

Civil
VHB
100 Great Oaks Blvd., Suite 118
Albany, NY 12203
+1 (518) 389-3606

AV & Acoustics
LSTN Consultants
76 Beaver Street, 2nd Floor
New York, NY 10005
+1 (347) 788-0810

Facade
Front Inc.
100 E. Broadway Street, #501
New York, NY 10002
+1 (212) 242-2220

Key Plan

Description	Date
Filing Set	06/17/22

Project

Storm King Art Center

Welcome Pavilions

Seal

NOT FOR CONSTRUCTION

Drawing Title

Exterior Wall Types

Date	06/17/22
Scale	1 1/2" = 1'-0"
Drawing Number	A-W-731
Sheet Size	ARCH D

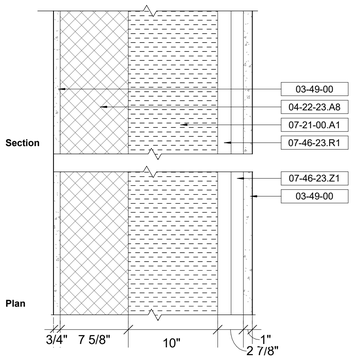

E21	CORE	R - VALUE	FIRE RATING	UL NUMBER
	WD STUD	R-32	NON-RATED	-

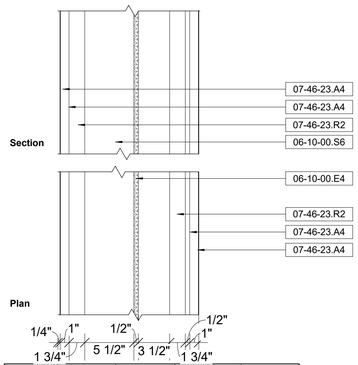

E22	CORE	R - VALUE	FIRE RATING	UL NUMBER
	WD STUD	-	NON-RATED	-

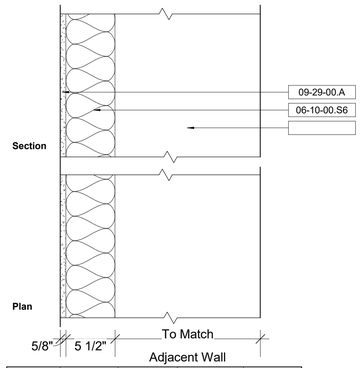

E23A	CORE	R - VALUE	FIRE RATING	UL NUMBER
	WD STUD	R-20	NON-RATED	-

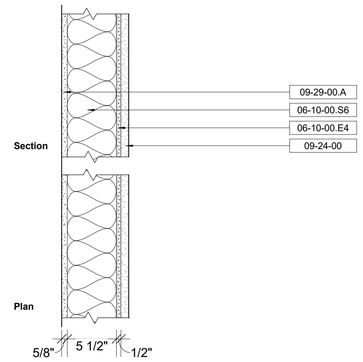

E24	CORE	R - VALUE	FIRE RATING	UL NUMBER
	WD STUD	R-20	NON-RATED	-

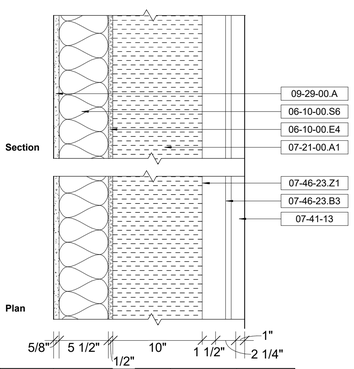

E36	CORE	R - VALUE	FIRE RATING	UL NUMBER
	WD STUD	R-32	NON-RATED	-

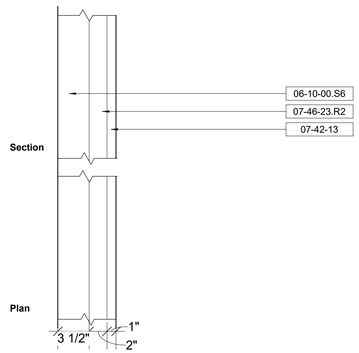

E37	CORE	R - VALUE	FIRE RATING	UL NUMBER
	WD STUD	-	NON-RATED	-

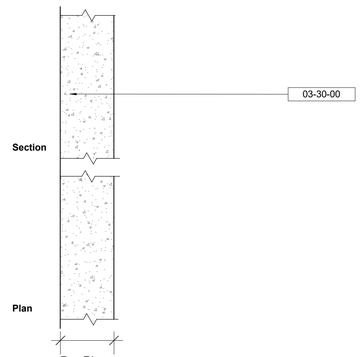

E81	CORE	R - VALUE	FIRE RATING	UL NUMBER
	WD STUD	-	NON-RATED	-

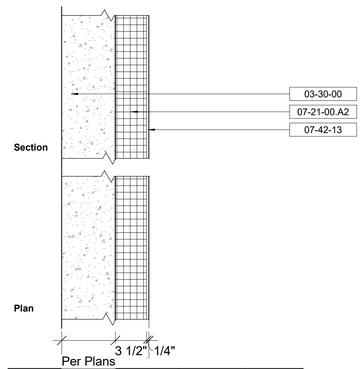

E82	CORE	R - VALUE	FIRE RATING	UL NUMBER
	WD STUD	R-14	NON-RATED	-

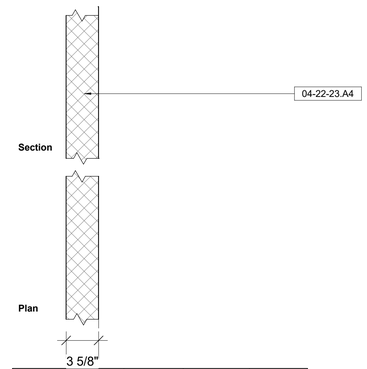

E88	CORE	R - VALUE	FIRE RATING	UL NUMBER
	WD STUD	-	NON-RATED	-

Keynote Legend

Key Value	*Keynote Text*
03-30-00	Cast-In-Place Concrete
03-49-00	Glass-Fiber-Reinforced Concrete
04-22-23.A4	Architectural Concrete Unit Masonry - 4" nom.
04-22-23.A8	Architectural Concrete Unit Masonry - 8" nom.
06-10-00.E4	1/2" Exterior Grade Plywood
06-10-00.S6	Stud - 2x6" Nominal
07-21-00.A1	Mineral Wool Insulation, Exterior
07-21-00.A2	Mineral Wool Insulation, Interior
07-41-13	Metal Roof Panels
07-42-13	Metal Wall Panels
07-46-23.A4	Abodo vertical timber cladding (Pond/Restroom)
07-46-23.B3	Furring Strip
07-46-23.R1	Vertical Rail
07-46-23.R2	Horizontal Rail
07-46-23.Z1	Z-Girt, Stainless Steel
09-24-00	Cement Plastering
09-29-00.A	5/8" Gypsum Wall Board

Owner
Storm King Art Center
1 Museum Road
New Windsor, NY 12553
+1 (845) 534-3115

Design Architect
heneghan peng architects
14-16 Lord Edward Street
Dublin, D02 YC63
+353 1 633 9000

Executive Architect
WXY Architecture + Urban Design
224 Centre Street, 5th Floor
New York, NY 10013
+1 (212) 219-1953

Landscape Architect
Gustafson Porter + Bowman
1 Cobham Mews
London, MW1 9SB
+44 020 7284 8950

Reed Hilderbrand LLC
33 Whitney Avenue, 3rd Floor
New Haven, CT 06510
+1 (617) 923-2422

Structural & Lighting
ARUP
77 Water Street
New York, NY 10005
+1 (212) 896-3000

MEPF & IT
BuroHappold
100 Broadway #23
New York, NY 10005
+1 (212) 616-0228

Civil
VHB
100 Great Oaks Blvd., Suite 118
Albany, NY 12203
+1 (518) 389-3606

AV & Acoustics
LSTN Consultants
76 Beaver Street, 2nd Floor
New York, NY 10005
+1 (347) 788-0810

Facade
Front Inc.
100 E. Broadway Street, #501
New York, NY 10002
+1 (212) 242-2220

Key Plan

Description	Date
Filing Set	06/17/22

Project

Storm King Art Center

Welcome Pavilions

Seal

NOT FOR CONSTRUCTION

Drawing Title

Exterior Wall Types

Date	06/17/22
Scale	1 1/2" = 1'-0"
Drawing Number	A-W-732
Sheet Size	ARCH D

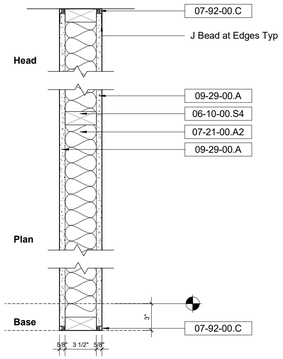

P04	CORE	STC RATING	ACOUSTIC BATT THICKNESS	FIRE RATING	UL NUMBER
	WD STUD	-	3 1/2"	NON-RATED	-

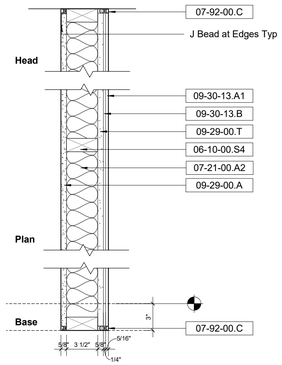

P25	CORE	STC RATING	ACOUSTIC BATT THICKNESS	FIRE RATING	UL NUMBER
	WD STUD	-	3 1/2"	NON-RATED	-

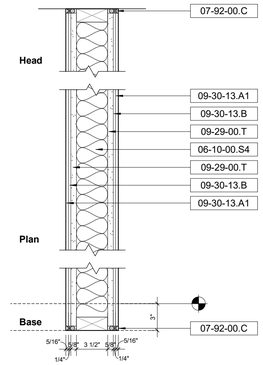

P30	CORE	STC RATING	ACOUSTIC BATT THICKNESS	FIRE RATING	UL NUMBER
	WD STUD	-	3 1/2"	NON-RATED	-

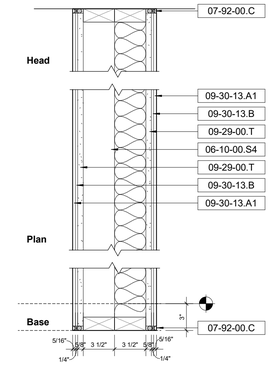

P32	CORE	STC RATING	ACOUSTIC BATT THICKNESS	FIRE RATING	UL NUMBER
	WD STUD	-	3 1/2"	NON-RATED	-

Keynote Legend

Key Value	*Keynote Text*
06-10-00.S4	Stud - 2x4" Nominal
07-21-00.A2	Mineral Wool Insulation, Interior
07-92-00.C	Acoustic Sealant w/ Backer Rod
09-29-00.A	5/8" Gypsum Wall Board
09-29-00.T	5/8" Glass-Mat Tile Backerboard
09-30-13.A1	Ceramic Wall Tile
09-30-13.B	Setting Bed

Owner
Storm King Art Center
1 Museum Road
New Windsor, NY 12553
+1 (845) 534-3115

Design Architect
heneghan peng architects
14-16 Lord Edward Street
Dublin, D02 YC63
+353 1 633 9000

Executive Architect
WXY Architecture + Urban Design
224 Centre Street, 5th Floor
New York, NY 10013
+1 (212) 219-1953

Landscape Architect
Gustafson Porter + Bowman
1 Cobham Mews
London, MW1 9SB
+44 020 7284 8950

Reed Hilderbrand LLC
33 Whitney Avenue, 3rd Floor
New Haven, CT 06510
+1 (617) 923-2422

Structural & Lighting
ARUP
77 Water Street
New York, NY 10005
+1 (212) 896-3000

MEPF & IT
BuroHappold
100 Broadway #23
New York, NY 10005
+1 (212) 616-0228

Civil
VHB
100 Great Oaks Blvd., Suite 118
Albany, NY 12203
+1 (518) 389-3606

AV & Acoustics
LSTN Consultants
76 Beaver Street, 2nd Floor
New York, NY 10005
+1 (347) 788-0810

Facade
Front Inc.
100 E. Broadway Street, #501
New York, NY 10002
+1 (212) 242-2220

Key Plan

Description	Date
Filing Set	06/17/22

Project

Storm King Art Center

Welcome Pavilions

Seal

NOT FOR CONSTRUCTION

Drawing Title

Interior Wall Types

Date	06/17/22
Scale	1 1/2" = 1'-0"
Drawing Number	A-W-741
Sheet Size	ARCH D

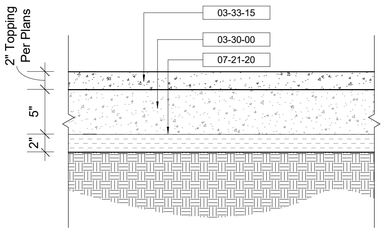

F20	CORE	R-VALUE	FIRE RATING
	CONCRETE	R-10	NON RATED

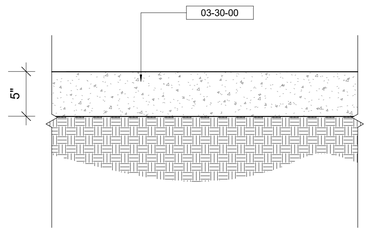

F21	CORE	R-VALUE	FIRE RATING
	CONCRETE	-	NON RATED

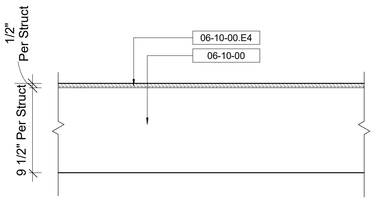

F22	CORE	R-VALUE	FIRE RATING
	-	-	NON RATED

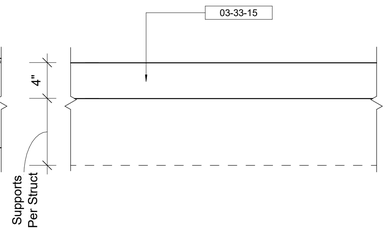

F23	CORE	R-VALUE	FIRE RATING
	-	-	NON RATED

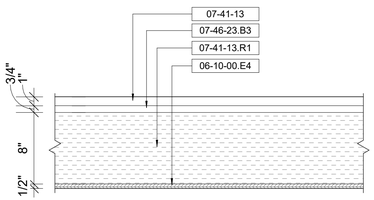

R11	CORE	R-VALUE	FIRE RATING
	-	R-40	NON RATED

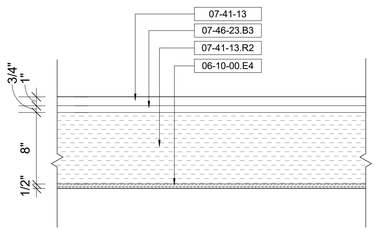

R12	CORE	R-VALUE	FIRE RATING
	-	R-40	NON RATED

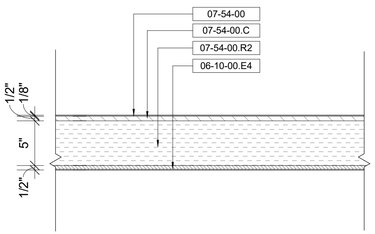

R13	CORE	R-VALUE	FIRE RATING
	-	-	NON RATED

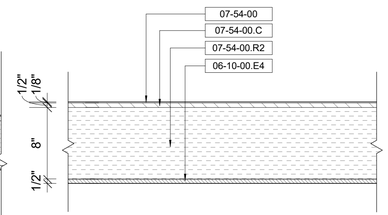

R14	CORE	R-VALUE	FIRE RATING
	-	R-40	NON RATED

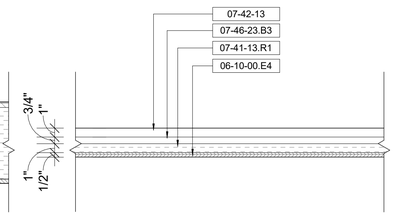

R15	CORE	R-VALUE	FIRE RATING
	-	-	NON RATED

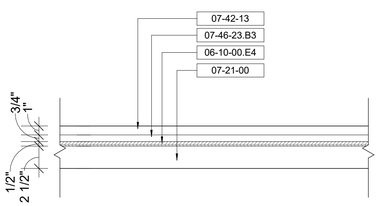

R16	CORE	R-VALUE	FIRE RATING
	-	-	NON RATED

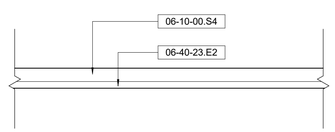

Wood

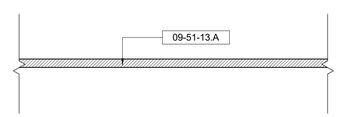

ACT

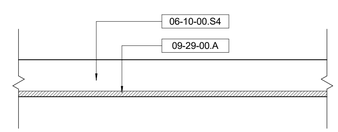

Gyps

Keynote Legend

Key Value	*Keynote Text*
03-30-00	Cast-In-Place Concrete
03-33-15	Architectural Topping Slabs
06-10-00	Rough Carpentry
06-10-00.E4	1/2" Exterior Grade Plywood
06-10-00.S4	Stud - 2x4" Nominal
06-40-23.E2	Abodo Wood Ceiling, Tongue & Groove
07-21-00	Thermal Insulation
07-21-20	XPS Insulation
07-41-13	Metal Roof Panels
07-41-13.R1	Polyiso Insulation
07-41-13.R2	Polyiso Insulation, Tapered to Drain
07-42-13	Metal Wall Panels
07-46-23.B3	Furring Strip
07-54-00	Thermoplastic Membrane Roofing (TPO)
07-54-00.C	Cover Board
07-54-00.R2	Polyiso Insulation, Tapered to Drain
09-29-00.A	5/8" Gypsum Wall Board
09-51-13.A	Acoustic Ceiling Tile

Owner
Storm King Art Center
1 Museum Road
New Windsor, NY 12553
+1 (845) 534-3115

Design Architect
heneghan peng architects
14-16 Lord Edward Street
Dublin, D02 YC63
+353 1 633 9000

Executive Architect
WXY Architecture + Urban Design
224 Centre Street, 5th Floor
New York, NY 10013
+1 (212) 219-1953

Landscape Architect
Gustafson Porter + Bowman
1 Cobham Mews
London, MW1 9SB
+44 020 7284 8950

Reed Hilderbrand LLC
33 Whitney Avenue, 3rd Floor
New Haven, CT 06510
+1 (617) 923-2422

Structural & Lighting
ARUP
77 Water Street
New York, NY 10005
+1 (212) 896-3000

MEPF & IT
BuroHappold
100 Broadway #23
New York, NY 10005
+1 (212) 616-0228

Civil
VHB
100 Great Oaks Blvd., Suite 118
Albany, NY 12203
+1 (518) 389-3606

AV & Acoustics
LSTN Consultants
76 Beaver Street, 2nd Floor
New York, NY 10005
+1 (347) 788-0810

Facade
Front Inc.
100 E. Broadway Street, #501
New York, NY 10002
+1 (212) 242-2220

Key Plan

Description	Date
Filing Set	06/17/22

Project

Storm King Art Center
Welcome Pavilions

Seal

NOT FOR CONSTRUCTION

Drawing Title

Floor, Ceiling & Roof Types

Date	06/17/22
Scale	1 1/2" = 1'-0"
Drawing Number	A-W-751
Sheet Size	ARCH D

Keynote Master Schedule

Key Value	*Keynote Text*
03-30-00	Cast-In-Place Concrete
03-30-00.B	Polished Concrete Finish
03-33-15	Architectural Topping Slabs
03-49-00	Glass-Fiber-Reinforced Concrete
04-22-23.A4	Architectural Concrete Unit Masonry - 4" nom.
04-22-23.A8	Architectural Concrete Unit Masonry - 8" nom.
05-41-00.A6	6" Metal Stud
05-50-00	Miscellaneous Metals
05-50-00.D1	Column Sleeve, Detachable
05-50-00.D2	Column Sleeve, Welded to Post
05-50-00.D3	Column Sleeve, Solid Bearing
05-50-00.G	Gratings
05-50-00.S1	Steel Support Angle
05-50-00.S2	Steel Support Plate
05-50-00.S3	Steel Support Tube
06-10-00	Rough Carpentry
06-10-00.E	Wood Blocking
06-10-00.E4	1/2" Exterior Grade Plywood
06-10-00.E6	3/4" Exterior Grade Plywood
06-10-00.S4	Stud - 2x4" Nominal
06-10-00.S6	Stud - 2x6" Nominal
06-10-00.S8	Stud - 2x8" Nominal
06-40-23	Architectural Woodwork
06-40-23.C2	Hardwood Edge, Painted
06-40-23.E2	Abodo Wood Ceiling, Tongue & Groove
06-40-23.F2	Solid Surface Countertop
06-40-23.P1	Painted Plywood Casework
06-40-23.S1	Painted Wood Baseboard with Aluminum Reveal
07-21-00	Thermal Insulation
07-21-00.A1	Mineral Wool Insulation, Exterior
07-21-00.A2	Mineral Wool Insulation, Interior
07-21-20	XPS Insulation
07-21-20.C	Stainless Steel Cover Plate
07-26-16	Below-grade Vapor Retarder
07-27-00.A1	Self-Adhering Vapor-Permeable Air Barrier
07-27-00.A2	Self-Adhering Vapor-Impermeable Air Barrier
07-41-13	Metal Roof Panels
07-41-13.A	Ridge Cap
07-41-13.B	Edge Flashing
07-41-13.C	Downturned Edge Flashing

Keynote Master Schedule

Key Value	*Keynote Text*
07-41-13.R1	Polyiso Insulation
07-41-13.R2	Polyiso Insulation, Tapered to Drain
07-42-13	Metal Wall Panels
07-42-13.MF	Exposed Fastener
07-46-23.A3	Abodo vertical timber cladding (Ticketing)
07-46-23.A4	Abodo vertical timber cladding (Pond/Restroom)
07-46-23.A5	Abodo timber clad paneling (Ticketing/Restroom)
07-46-23.A9	Abodo vertical timber cladding (Pivot Doors)
07-46-23.B2	Abodo vertical furring strip (Pond/Restroom)
07-46-23.B3	Furring Strip
07-46-23.C	Abodo timber fin
07-46-23.C1	Trim, Steel, Painted to Match Door
07-46-23.C2	Hat Channel
07-46-23.C3	SS Closer Strip
07-46-23.R1	Vertical Rail
07-46-23.R2	Horizontal Rail
07-46-23.R3	Interlocking Support Brackets
07-46-23.T1	Adjustable Thermal Bracket
07-46-23.T2	Thermal Bracket Base
07-46-23.Z1	Z-Girt, Stainless Steel
07-54-00	Thermoplastic Membrane Roofing (TPO)
07-54-00.C	Cover Board
07-54-00.R2	Polyiso Insulation, Tapered to Drain
07-62-00	Sheet Metal Flashing
07-62-00.P	Parapet Coping
07-62-00.Q	Parapet & Roofing Curb Termination Bar
07-62-00.S	Through-wall Scupper
07-71-00.B	Snow Guard
07-71-00.C1	Gutters
07-92-00.A1	Joint Sealers
07-92-00.A2	Joint Sealant w/ Backer Rod
07-92-00.C	Acoustic Sealant w/ Backer Rod
07-95-00.A	Expansion Controls, Interior
07-95-00.B	Expansion Controls, Exterior
07-95-00.M	Primary Movement Joint
08-11-13.A	Exterior Hollow Metal Door, Insulated
08-11-13.A1	Exterior Metal Door Frame, Insulated, Thermally-broken
08-14-16	Interior Wood Doors
08-31-13	Access Panels
08-52-00	Exterior Wood-Framed Windows & Doors
08-62-00	Unit Skylights
08-71-00	Door Hardware
08-71-00.T	Door Threshold, Thermally-broken
08-90-00	Exterior Louvers
09-24-00	Cement Plastering
09-29-00	Gypsum Drywall
09-29-00.A	5/8" Gypsum Wall Board
09-29-00.F1	Aluminum Reveal Profile
09-29-00.T	5/8" Glass-Mat Tile Backerboard
09-30-13.A1	Ceramic Wall Tile
09-30-13.B	Setting Bed
09-51-13.A	Acoustic Ceiling Tile
09-65-13.A3	Resilient Base, 3"-high
09-90-00.P1	Paint for Exterior Wood, Semi-Gloss White to Match Existing Scandrett Portico
10-11-00.B	Tackable Acoustic Fabric-Wrapped Panels
10-14-00.A2	Exterior Signage
10-28-13.A1	Toilet Paper Holder, Single Jumbo Roll, Surface-Mounted
10-28-13.A2	Toilet Paper Holder, Double Jumbo Roll, Surface-Mounted
10-28-13.B1	Sanitary Napkin Receptacle, Recessed
10-28-13.B2	Sanitary Napkin Dispenser, Recessed
10-28-13.C1	Paper Towel Dispenser w/ Receptacle, Recessed
10-28-13.C4	Paper Towel Dispenser, Countertop Recessed
10-28-13.D1	Diaper-changing Station, Recessed Vertical
10-28-13.D2	Diaper-changing Station, Countertop
10-28-13.E1	Soap Dispenser, Interior Touchless
10-28-13.E2	Soap Dispenser, Exterior Touchless
10-28-13.F1	Mirror, Recessed
10-28-13.F2	Mirror w/ Shelf, Recessed
10-28-13.F3	Suspended Mirror w/ Integrated Power Receptacle
10-28-13.G1	Grab Rail, ADA-compliant
10-28-13.H	Coat/Towel Hook
10-44-16.D	Defibrillator Cabinet, Recessed
10-44-16.F1	Fire Extinguisher and Cabinet, Recessed
10-44-16.F2	Fire Extinguisher and Cabinet, Surface-Mounted
10-51-13.B	Stainless Steel Lockers, Exterior
11-31-00.S	Security Safe
12-24-13	Window Shades
22-13-16.A3	Roof Drain
22-42-00.J	Wall-Hung Commercial Toilet, w/ Carrier
22-42-00.L1	Restroom Faucet, Interior Touchless
22-42-00.L2	Restroom Faucet, Exterior Touchless
22-42-00.M2	Mop Sink Faucet
22-42-00.P2	Mop Sink
22-42-00.S1	Undermount Restroom Sink, ADA-compliant
22-42-00.S3	Wall-Hung Commercial Sink, ADA-compliant
23-37-13	Interior Air Diffusers, Grilles, & Vents

Owner
Storm King Art Center
1 Museum Road
New Windsor, NY 12553
+1 (845) 534-3115

Design Architect
heneghan peng architects
14-16 Lord Edward Street
Dublin, D02 YC63
+353 1 633 9000

Executive Architect
WXY Architecture + Urban Design
224 Centre Street, 5th Floor
New York, NY 10013
+1 (212) 219-1953

Landscape Architect
Gustafson Porter + Bowman
1 Cobham Mews
London, MW1 9SB
+44 020 7284 8950

Reed Hilderbrand LLC
33 Whitney Avenue, 3rd Floor
New Haven, CT 06510
+1 (617) 923-2422

Structural & Lighting
ARUP
77 Water Street
New York, NY 10005
+1 (212) 896-3000

MEPF & IT
BuroHappold
100 Broadway #23
New York, NY 10005
+1 (212) 616-0228

Civil
VHB
100 Great Oaks Blvd., Suite 118
Albany, NY 12203
+1 (518) 389-3606

AV & Acoustics
LSTN Consultants
76 Beaver Street, 2nd Floor
New York, NY 10005
+1 (347) 788-0810

Facade
Front Inc.
100 E. Broadway Street, #501
New York, NY 10002
+1 (212) 242-2220

Key Plan

Description	Date
Filing Set	06/17/22

Project

Storm King Art Center

Welcome Pavilions

Seal

NOT FOR CONSTRUCTION

Drawing Title

Keynote Master Schedule

Date	06/17/22
Scale	
Drawing Number	A-W-791
Sheet Size	ARCH D

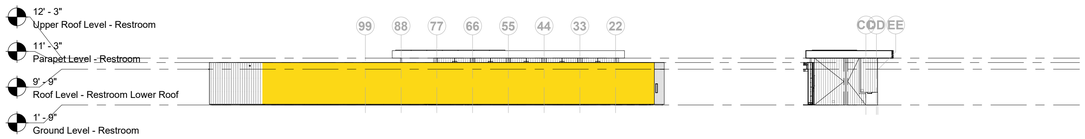

1 COMcheck - North Elevation - Restroom
1/16" = 1'-0"

2 COMcheck - West Elevation - Restroom
1/16" = 1'-0"

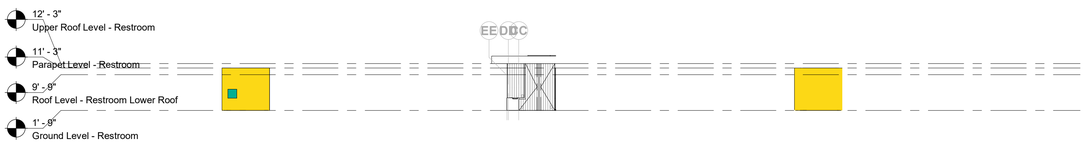

3 COMcheck - West Elevation - Restroom Wall
1/16" = 1'-0"

4 COMcheck - East Elevation - Restroom
1/16" = 1'-0"

5 COMcheck - East Elevation - Restroom Wall
1/16" = 1'-0"

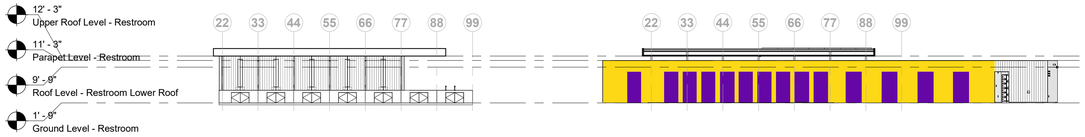

6 COMcheck - South Elevation - Restroom
1/16" = 1'-0"

7 COMcheck - South Elevation - Restroom Building
1/16" = 1'-0"

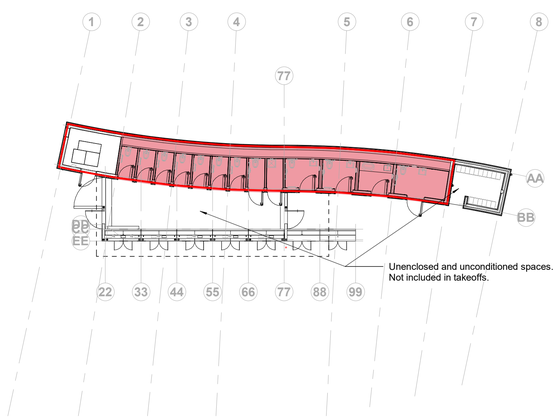

8 COMcheck - Ground Level - Restroom
1/16" = 1'-0"

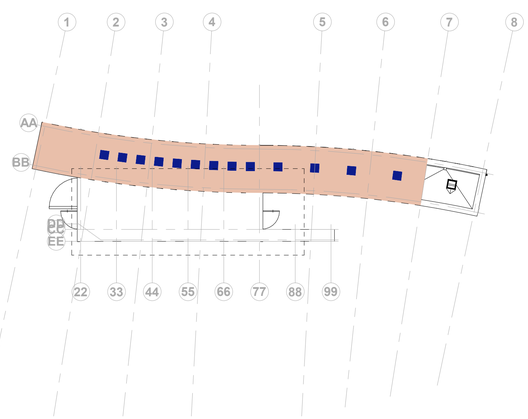

9 COMcheck - Roof Level - Restroom Lower Roof
1/16" = 1'-0"

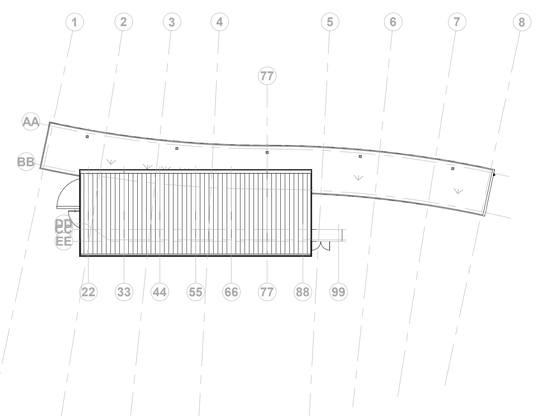

10 COMcheck - Roof Level - Restroom Upper Roof
1/16" = 1'-0"

Enclosure Takeoffs - Restroom

Assembly	*Color*	*Area Use*	*Opaque Area*	*Opening Area*
01_North				
EN_Wall		Restroom	819 SF	0 SF
			819 SF	0 SF
02_East				
EN_Wall		Restroom	101 SF	0 SF
			101 SF	0 SF
03_South				
EN_Door		Restroom	0 SF	327 SF
EN_Wall		Restroom	506 SF	0 SF
			506 SF	327 SF
04_West				
EN_Louver		Restroom	0 SF	4 SF
EN_Wall		Restroom	97 SF	0 SF
			97 SF	4 SF
05_Under-Slab Insulation				
EN_SOG Insulation		Restroom	801 SF	0 SF
			801 SF	0 SF
06_Roof				
EN_Roof		Restroom	875 SF	0 SF
EN_Skylight		Restroom	0 SF	55 SF
			875 SF	55 SF
TOTAL			3199 SF	386 SF

Foundation Insulation Perimeter Extents - Restroom

Assembly	*Color*	*Area Use*	*Length*
SKG_EN_PerimeterInsulation		Restroom	194' - 0"
TOTAL			194' - 0"

Owner
Storm King Art Center
1 Museum Road
New Windsor, NY 12553
+1 (845) 534-3115

Design Architect
heneghan peng architects
14-16 Lord Edward Street
Dublin, D02 YC63
+353 1 633 9000

Executive Architect
WXY Architecture + Urban Design
224 Centre Street, 5th Floor
New York, NY 10013
+1 (212) 219-1953

Landscape Architect
Gustafson Porter + Bowman
1 Cobham Mews
London, MW1 9SB
+44 020 7284 8950

Reed Hilderbrand LLC
33 Whitney Avenue, 3rd Floor
New Haven, CT 06510
+1 (617) 923-2422

Structural & Lighting
ARUP
77 Water Street
New York, NY 10005
+1 (212) 896-3000

MEPF & IT
BuroHappold
100 Broadway #23
New York, NY 10005
+1 (212) 616-0228

Civil
VHB
100 Great Oaks Blvd., Suite 118
Albany, NY 12203
+1 (518) 389-3606

AV & Acoustics
LSTN Consultants
76 Beaver Street, 2nd Floor
New York, NY 10005
+1 (347) 788-0810

Facade
Front Inc.
100 E. Broadway Street, #501
New York, NY 10002
+1 (212) 242-2220

Key Plan

N

Description	Date
Filing Set	06/17/22

Project

Storm King Art Center
Welcome Pavilions

Seal

NOT FOR CONSTRUCTION

Drawing Title

Restroom - Building Envelope Takeoffs

Date	06/17/22
Scale	1/16" = 1'-0"
Drawing Number	EN-W-001
Sheet Size	ARCH D

COM*check* Software Version COMcheckWeb
Envelope Compliance Certificate

Project Information

Energy Code:	2020 New York State Energy Conservation Construction Code
Project Title:	Storm King - Restroom Pavilion
Location:	New Windsor, New York
Climate Zone:	5a
Project Type:	New Construction
Skylight / Roof Area	6%

Construction Site:
New Windsor, New York 12553

Owner/Agent:
Storm King Art Center
1 Museum Rd
New Windsor, New York 12553
845-534-3115

Designer/Contractor:
WXY Architecture + Urban Design
25 Park Place, 5th Floor
New York, New York 10007
212-219-1953

Additional Efficiency Package(s)
Credits: 1.0 Required 1.0 Proposed
Enhanced Envelope Performance, 1.0 credit

Building Area	Floor Area
1-Restroom Pavilion (Office) : Nonresidential	938

Envelope Assemblies

Assembly	Gross Area or Perimeter	Cavity R-Value	Cont. R-Value	Proposed U-Factor	Budget U-Factor$_{(a)}$
Roof: Insulation Entirely Above Deck; [Bldg. Use 1 - Restroom Pavilion]	930	---	40.0	0.025	0.032
Skylight: Metal Frame with Thermal Break; Glass, with Curb, Perf. Specs.; Product ID Velux FCM, SHGC 0.26, [Bldg. Use 1 - Restroom Pavilion] (b)	55	---	---	0.480	0.500
Floor: Heated Slab-On-Grade Fully Insulated (user specified perimeter R-value + R-10.0 under slab), [Bldg. Use 1 - Restroom Pavilion] (c)	194	---	15.0	0.510	0.620
NORTH					
Ext. Wall: Wood-Framed, 24in. o.c., [Bldg. Use 1 - Restroom Pavilion]	819	17.0	15.0	0.033	0.064
EAST					
Ext. Wall: Wood-Framed, 24in. o.c., [Bldg. Use 1 - Restroom Pavilion]	101	0.0	32.0	0.028	0.064
SOUTH					
Ext. Wall: Wood-Framed, 24in. o.c., [Bldg. Use 1 - Restroom Pavilion]	833	0.0	32.0	0.028	0.064
Door: Insulated Metal, Swinging, [Bldg. Use 1 - Restroom Pavilion]	327	---	---	0.360	0.370
WEST					
Ext. Wall: Wood-Framed, 24in. o.c., [Bldg. Use 1 - Restroom Pavilion]	97	0.0	32.0	0.028	0.064
Louver: Wood-Framed, 24in. o.c., [Bldg. Use 1 - Restroom Pavilion]	4	0.0	0.0	0.298	0.064

(a) Budget U-factors are used for software baseline calculations ONLY, and are not code requirements.
(b) Fenestration product performance must be certified in accordance with NFRC and requires supporting documentation.
(c) Slab-On-Grade proposed and budget U-factors shown in table are F-factors.

Envelope PASSES: Design 3% better than code

Envelope Compliance Statement

Compliance Statement: The proposed envelope design represented in this document is consistent with the building plans, specifications, and other calculations submitted with this permit application. The proposed envelope systems have been designed to meet the 2020 New York State Energy Conservation Construction Code requirements in COMcheck Version COMcheckWeb and to comply with any applicable mandatory requirements listed in the Inspection Checklist.

Name - Title Signature Date

COM*check* Software Version COMcheckWeb
Inspection Checklist

Energy Code: 2020 New York State Energy Conservation Construction Code

Requirements: 100.0% were addressed directly in the COM*check* software

Text in the "Comments/Assumptions" column is provided by the user in the COMcheck Requirements screen. For each requirement, the user certifies that a code requirement will be met and how that is documented, or that an exception is being claimed. Where compliance is itemized in a separate table, a reference to that table is provided.

Section # & Req.ID	Plan Review	Complies?	Comments/Assumptions
C103.2 [PR1]^{1}	Plans and/or specifications provide all information with which compliance can be determined for the building envelope and document where exceptions to the standard are claimed.	☐Complies ☐Does Not ☐Not Observable ☐Not Applicable	Requirement will be met.
C402.4.1 [PR10]^{1}	The vertical fenestration area <= 30 percent of the gross above-grade wall area.	☐Complies ☐Does Not ☐Not Observable ☐Not Applicable	Requirement will be met.
C402.4.1 [PR11]^{1}	The skylight area <= 3 percent of the gross roof area.	☐Complies ☐Does Not ☐Not Observable ☐Not Applicable	Requirement will be met.
C402.4.2 [PR14]^{1}	In enclosed spaces > 2,500 ft2 directly under a roof with ceiling heights >15 ft, and used as an office, lobby, atrium, concourse, corridor, storage, gymnasium/exercise center, convention center, automotive service, manufacturing, non-refrigerated warehouse, retail store, distribution/sorting area, transportation, or workshop, the following requirements apply: (a) the daylight zone under skylights is >= half the floor area; (b) the skylight area to daylight zone is >= 3 percent with a skylight VT >= 0.40; or a minimum skylight effective aperture >= 1 percent.	☐Complies ☐Does Not ☐Not Observable ☐Not Applicable	Requirement will be met.
C402.4.2.2 [PR15]^{1}	Skylights in office, storage, automotive service, manufacturing, non-refrigerated warehouse, retail store, and distribution/sorting area have a measured haze value > 90 percent unless designed to exclude direct sunlight.	☐Complies ☐Does Not ☐Not Observable ☐Not Applicable	Requirement will be met.

Additional Comments/Assumptions:

1 High Impact (Tier 1) | 2 Medium Impact (Tier 2) | 3 Low Impact (Tier 3)

Section # & Req.ID	Footing / Foundation Inspection	Complies?	Comments/Assumptions
C303.2 [F04]^{2}	Slab edge insulation installed per manufacturer's instructions.	☐Complies ☐Does Not ☐Not Observable ☐Not Applicable	Requirement will be met.
C303.2.1 [F06]^{2}	Exterior insulation protected against damage, sunlight, moisture, wind, landscaping and equipment maintenance activities.	☐Complies ☐Does Not ☐Not Observable ☐Not Applicable	Requirement will be met.
C105 [F03]^{2}	Installed slab-on-grade insulation type and R-value *consistent with insulation specifications* reported in plans and COMcheck reports.	☐Complies ☐Does Not ☐Not Observable ☐Not Applicable	*See the Envelope Assemblies table for values.*
C402.2.4 [F07]^{2}	Slab edge insulation depth/length. Slab insulation extending away from building is covered by pavement or >= 10 inches of soil.	☐Complies ☐Does Not ☐Not Observable ☐Not Applicable	Requirement will be met. *See the Envelope Assemblies table for values.*

Additional Comments/Assumptions:

1 High Impact (Tier 1) | 2 Medium Impact (Tier 2) | 3 Low Impact (Tier 3)

Section # & Req.ID	Framing / Rough-In Inspection	Complies?	Comments/Assumptions
C303.1.3 [FR12]^{2}	Fenestration products rated in accordance with NFRC.	☐Complies ☐Does Not ☐Not Observable ☐Not Applicable	Requirement will be met.
C303.1.3 [FR13]^{2}	Fenestration products are certified as to performance labels or certificates provided.	☐Complies ☐Does Not ☐Not Observable ☐Not Applicable	Requirement will be met.
C402.4.3 [FR11]^{2}	Vertical fenestration SHGC value.	☐Complies ☐Does Not ☐Not Observable ☐Not Applicable	*See the Envelope Assemblies table for values.*
C402.4.3 [FR11]^{2}	Skylight SHGC value.	☐Complies ☐Does Not ☐Not Observable ☐Not Applicable	*See the Envelope Assemblies table for values.*
C402.4.3, C402.4.3.4 [FR8]^{1}	Installed vertical fenestration U-factor and SHGC consistent with label specifications and as reported in plans and COMcheck reports.	☐Complies ☐Does Not ☐Not Observable ☐Not Applicable	*See the Envelope Assemblies table for values.*
C402.4.3.4 [FR9]^{1}	Installed skylight U-factor and SHGC consistent with label specifications and as reported in plans and COMcheck reports.	☐Complies ☐Does Not ☐Not Observable ☐Not Applicable	*See the Envelope Assemblies table for values.*
C402.5.1.2-1 [FR19]^{2}	The building envelope contains a continuous air barrier that is sealed in an approved manner and material permeability <= 0.004 cfm/ft2. Air barrier penetrations are sealed in an approved manner.	☐Complies ☐Does Not ☐Not Observable ☐Not Applicable	Requirement will be met.
C402.5.2, C402.5.4 [FR18]^{2}	Factory-built fenestration and doors are labeled as meeting air leakage requirements.	☐Complies ☐Does Not ☐Not Observable ☐Not Applicable	Requirement will be met.
C402.5.7 [FR17]^{2}	Vestibules are installed on all building entrances. Doors have self-closing devices.	☐Complies ☐Does Not ☐Not Observable ☐Not Applicable	**Exception:** Doors that open directly from a space =3000 ft2.

Additional Comments/Assumptions:

1 High Impact (Tier 1) | 2 Medium Impact (Tier 2) | 3 Low Impact (Tier 3)

Section # & Req.ID	Mechanical Rough-In Inspection	Complies?	Comments/Assumptions
C402.5.5, C403.2.4.3 [ME3]^{1}	Stair and elevator shaft vents have motorized dampers that automatically close. Reference section C403.7.7 for operational details.	☐Complies ☐Does Not ☐Not Observable ☐Not Applicable	Requirement will be met.
C403.7.7 [ME58]^{1}	Outdoor air and exhaust systems have motorized dampers that automatically shut when not in use and meet maximum leakage rates. Check gravity dampers where allowed. Reference section language for operational details.	☐Complies ☐Does Not ☐Not Observable ☐Not Applicable	Requirement will be met.

Additional Comments/Assumptions:

1 High Impact (Tier 1) | 2 Medium Impact (Tier 2) | 3 Low Impact (Tier 3)

Section # & Req.ID	Insulation Inspection	Complies?	Comments/Assumptions
C303.1 [IN3]^{2}	Roof insulation installed per manufacturer's instructions. Blown or poured loose-fill insulation is installed only where the roof slope is <=3 in 12.	☐Complies ☐Does Not ☐Not Observable ☐Not Applicable	Requirement will be met.
C402.2.1 [IN20]^{1}	Insulation installed on a suspended ceiling having ceiling tiles is not being specified for roof/ceiling assemblies. Continuous insulation board installed in 2 or more layers with edge joints offset between layers.	☐Complies ☐Does Not ☐Not Observable ☐Not Applicable	Requirement will be met.
C303.1 [IN10]^{2}	Building envelope insulation is labeled with R-value or insulation certificate providing R-value and other relevant data.	☐Complies ☐Does Not ☐Not Observable ☐Not Applicable	Requirement will be met.
C303.2 [IN7]^{2}	Above-grade wall insulation installed per manufacturer's instructions.	☐Complies ☐Does Not ☐Not Observable ☐Not Applicable	Requirement will be met.
C303.2.1 [IN14]^{2}	Exterior insulation is protected from damage with a protective material. Verification for exposed foundation insulation may need to occur during Foundation Inspection.	☐Complies ☐Does Not ☐Not Observable ☐Not Applicable	Requirement will be met.
C402.2.1.1 [IN4]^{2}	Skylight curbs are insulated to the level of roofs with insulation above deck or R-5.	☐Complies ☐Does Not ☐Not Observable ☐Not Applicable	Requirement will be met.
C105 [IN6]^{2}	Installed above-grade wall insulation type and R-value *consistent with insulation specifications* reported in plans and COMcheck reports.	☐Complies ☐Does Not ☐Not Observable ☐Not Applicable	*See the Envelope Assemblies table for values.*
C402.2.3 [IN8]^{2}	Installed floor insulation type and R-value consistent with insulation specifications reported in plans and COMcheck reports.	☐Complies ☐Does Not ☐Not Observable ☐Not Applicable	*See the Envelope Assemblies table for values.*
C402.2.6 [IN18]^{2}	Radiant panels and associated components, designed for heat transfer from the panel surfaces to the occupants or indoor space are insulated with a minimum of R-3.5.	☐Complies ☐Does Not ☐Not Observable ☐Not Applicable	**Exception:** Requirement does not apply.
C105 [IN2]^{2}	Installed roof insulation type and R-value *consistent with insulation specifications* reported in plans and COMcheck reports. For some ceiling systems, verification may need to occur during Framing Inspection.	☐Complies ☐Does Not ☐Not Observable ☐Not Applicable	*See the Envelope Assemblies table for values.*
C402.5.1.1 [IN1]^{2}	All sources of air leakage in the building thermal envelope are sealed, caulked, gasketed, weather stripped or wrapped with moisture vapor-permeable wrapping material to minimize air leakage.	☐Complies ☐Does Not ☐Not Observable ☐Not Applicable	Requirement will be met.

Additional Comments/Assumptions:

1 High Impact (Tier 1) | 2 Medium Impact (Tier 2) | 3 Low Impact (Tier 3)

Section # & Req.ID	Final Inspection	Complies?	Comments/Assumptions
C402.5.6 [F137]^{2}	Weatherseals installed on all loading dock cargo door openings and provide direct contact along the top and sides of vehicles parked in the doorway.	☐Complies ☐Does Not ☐Not Observable ☐Not Applicable	Requirement will be met.
C402.5.8 [F126]^{2}	Recessed luminaires in thermal envelope to limit infiltration and be IC rated and labeled. Seal between interior finish and luminaire housing.	☐Complies ☐Does Not ☐Not Observable ☐Not Applicable	**Exception:** Requirement does not apply.

Additional Comments/Assumptions:

1 High Impact (Tier 1) | 2 Medium Impact (Tier 2) | 3 Low Impact (Tier 3)

Owner
Storm King Art Center
1 Museum Road
New Windsor, NY 12553
+1 (845) 534-3115

Design Architect
heneghan peng architects
14-16 Lord Edward Street
Dublin, D02 YC63
+353 1 633 9000

Executive Architect
WXY Architecture + Urban Design
224 Centre Street, 5th Floor
New York, NY 10013
+1 (212) 219-1953

Landscape Architect
Gustafson Porter + Bowman
1 Cobham Mews
London, MW1 9SB
+44 020 7284 8950

Reed Hilderbrand LLC
33 Whitney Avenue, 3rd Floor
New Haven, CT 06510
+1 (617) 923-2422

Structural & Lighting
ARUP
77 Water Street
New York, NY 10005
+1 (212) 896-3000

MEPF & IT
BuroHappold
100 Broadway #23
New York, NY 10005
+1 (212) 616-0228

Civil
VHB
100 Great Oaks Blvd., Suite 118
Albany, NY 12203
+1 (518) 389-3606

AV & Acoustics
LSTN Consultants
76 Beaver Street, 2nd Floor
New York, NY 10005
+1 (347) 788-0810

Facade
Front Inc.
100 E. Broadway Street, #501
New York, NY 10002
+1 (212) 242-2220

Key Plan

Description	Date
Filing Set	06/17/22

Project

Storm King Art Center

Welcome Pavilions

Seal

NOT FOR CONSTRUCTION

Drawing Title

Restroom - Energy Code & COMcheck

Date	06/17/22
Scale	Not to Scale
Drawing Number	EN-W-002
Sheet Size	ARCH D

1 COMcheck - North Elevation - Ticketing
1/16" = 1'-0"

2 COMcheck - South Elevation - Ticketing
1/16" = 1'-0"

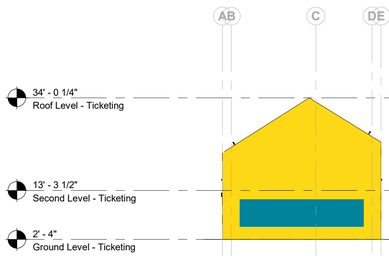

3 COMcheck - West Elevation - Ticketing
1/16" = 1'-0"

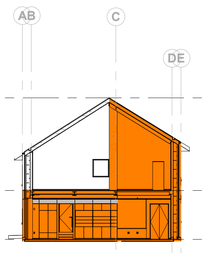

4 COMcheck - E Party Wall
1/16" = 1'-0"

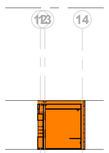

5 COMcheck - N Party Wall
1/16" = 1'-0"

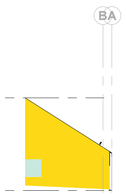

6 COMcheck - E Alcove Wall
1/16" = 1'-0"

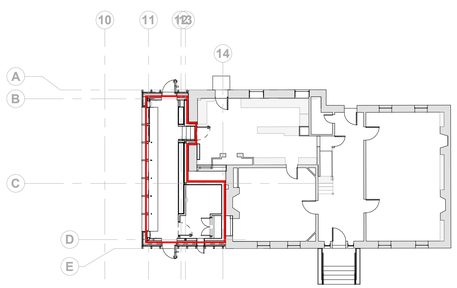

7 COMcheck - Ground Level - Ticketing
1/16" = 1'-0"

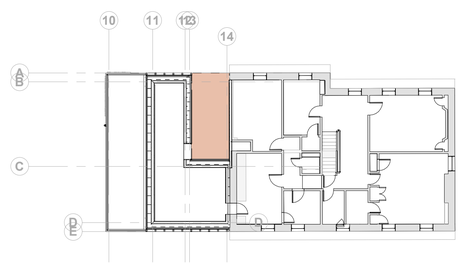

8 COMcheck - Second Level - Ticketing
1/16" = 1'-0"

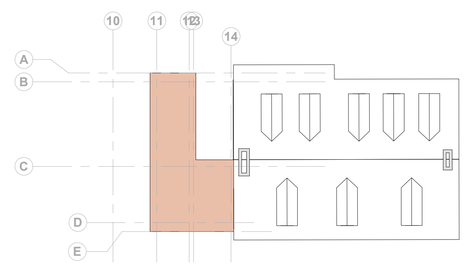

9 COMcheck - Roof Level - Ticketing
1/16" = 1'-0"

Enclosure Takeoffs - Ticketing

Assembly	*Color*	*Area Use*	*Opaque Area*	*Opening Area*
01_North				
EN_Door		Ticketing	0 SF	31 SF
EN_Wall		Ticketing	186 SF	0 SF
EN_Wall (Metal Panel)		Ticketing	167 SF	0 SF
EN_Wall (Party)		Ticketing	117 SF	0 SF
			469 SF	31 SF
02_East				
EN_Wall		Ticketing	266 SF	0 SF
EN_Wall (Party)		Ticketing	661 SF	0 SF
EN_Window (W37)		Ticketing	0 SF	15 SF
			928 SF	15 SF
03_South				
EN_Door		Ticketing	0 SF	31 SF
EN_Louver		Ticketing	0 SF	1 SF
EN_Wall		Ticketing	369 SF	0 SF
EN_Window (W36)		Ticketing	0 SF	5 SF
			369 SF	37 SF
04_West				
EN_Wall		Ticketing	754 SF	0 SF
EN_Window (W35)		Ticketing	0 SF	171 SF
			754 SF	171 SF
06_Roof				
EN_Roof		Ticketing	661 SF	0 SF
			661 SF	0 SF
TOTAL			3181 SF	255 SF

Foundation Insulation Perimeter Extents - TIcketing

Assembly	*Color*	*Area Use*	*Length*
SKG_EN_PerimeterInsulation	~~Red~~	Ticketing	104' - 6 3/4"
TOTAL			104' - 6 3/4"

Owner
Storm King Art Center
1 Museum Road
New Windsor, NY 12553
+1 (845) 534-3115

Design Architect
heneghan peng architects
14-16 Lord Edward Street
Dublin, D02 YC63
+353 1 633 9000

Executive Architect
WXY Architecture + Urban Design
224 Centre Street, 5th Floor
New York, NY 10013
+1 (212) 219-1953

Landscape Architect
Gustafson Porter + Bowman
1 Cobham Mews
London, MW1 9SB
+44 020 7284 8950

Reed Hilderbrand LLC
33 Whitney Avenue, 3rd Floor
New Haven, CT 06510
+1 (617) 923-2422

Structural & Lighting
ARUP
77 Water Street
New York, NY 10005
+1 (212) 896-3000

MEPF & IT
BuroHappold
100 Broadway #23
New York, NY 10005
+1 (212) 616-0228

Civil
VHB
100 Great Oaks Blvd., Suite 118
Albany, NY 12203
+1 (518) 389-3606

AV & Acoustics
LSTN Consultants
76 Beaver Street, 2nd Floor
New York, NY 10005
+1 (347) 788-0810

Facade
Front Inc.
100 E. Broadway Street, #501
New York, NY 10002
+1 (212) 242-2220

Key Plan

Description	Date
Filing Set	06/17/22

Project

Storm King Art Center

Welcome Pavilions

Seal

NOT FOR CONSTRUCTION

Drawing Title

Ticketing - Building Envelope Takeoffs

Date	06/17/22
Scale	1/16" = 1'-0"
Drawing Number	EN-W-011
Sheet Size	ARCH D

COMcheck Software Version COMcheckWeb
Envelope Compliance Certificate

Project Information

Energy Code:	2020 New York State Energy Conservation Construction Code
Project Title:	Storm King - Ticketing Pavilion
Location:	New Windsor, New York
Climate Zone:	5a
Project Type:	Addition
Vertical Glazing / Wall Area:	7%

Construction Site:
New Windsor, New York 12553

Owner/Agent:
Storm King Art Center
1 Museum Rd
New Windsor, New York 12553
845-534-3115

Designer/Contractor:
WXY Architecture + Urban Design
25 Park Place, 5th Floor
New York, New York 10007
212-219-1953

Building Area	Floor Area
1-Ticketing (Office) : Nonresidential	478

Envelope Assemblies

Assembly	Gross Area or Perimeter	Cavity R-Value	Cont. R-Value	Proposed U-Factor	Budget U-Factor$_{(a)}$
Roof: Insulation Entirely Above Deck, [Bldg. Use 1 - Ticketing]	661	---	40.0	0.025	0.032
Floor: Unheated Slab-On-Grade, Vertical 2 ft., [Bldg. Use 1 - Ticketing] (c)	105	---	15.0	0.520	0.540
NORTH					
Ext. Wall: Wood-Framed, 24in. o.c., [Bldg. Use 1 - Ticketing]	217	0.0	32.0	0.028	0.064
Door: Insulated Metal, Swinging, [Bldg. Use 1 - Ticketing]	31	---	---	0.360	0.370
Ext. Wall (Metal Panel): Wood-Framed, 24in. o.c., [Bldg. Use 1 - Ticketing]	167	0.0	32.0	0.028	0.064
Ext. Wall (Party): Wood-Framed, 24in. o.c., [Bldg. Use 1 - Ticketing]	117	0.0	20.0	0.042	0.064
EAST					
Ext. Wall: Wood-Framed, 24in. o.c., [Bldg. Use 1 - Ticketing]	281	0.0	32.0	0.028	0.064
Window (W37): Wood Frame: Fixed, Perf. Specs.: Product ID Duratherm A-1 Fixed Frame Window, SHGC 0.34, [Bldg. Use 1 - Ticketing] (b)	15	---	---	0.280	0.380
Ext. Wall (Party): Wood-Framed, 24in. o.c., [Bldg. Use 1 - Ticketing]	661	0.0	20.0	0.042	0.064
SOUTH					
Ext. Wall: Wood-Framed, 24in. o.c., [Bldg. Use 1 - Ticketing]	405	0.0	32.0	0.028	0.064
Window (W36): Wood Frame: Operable, Perf. Specs.: Product ID Duratherm A-13 Outswing Window, SHGC 0.32, [Bldg. Use 1 - Ticketing] (b)	5	---	---	0.320	0.450
Door: Insulated Metal, Swinging, [Bldg. Use 1 - Ticketing]	31	---	---	0.360	0.370
Louver: Wood-Framed, 24in. o.c., [Bldg. Use 1 - Ticketing]	1	0.0	0.0	0.298	0.064
WEST					
Ext. Wall: Wood-Framed, 24in. o.c., [Bldg. Use 1 - Ticketing]	905	0.0	32.0	0.028	0.064
Window: Wood Frame: Operable, Perf. Specs.: Product ID Duratherm A-29 Single Hung Window, SHGC 0.32, [Bldg. Use 1 - Ticketing] (b)	171	---	---	0.320	0.450

Assembly	Gross Area or Perimeter	Cavity R-Value	Cont. R-Value	Proposed U-Factor	Budget U-Factor$_{(a)}$
- Ticketing] (b)					

(a) Budget U-factors are used for software baseline calculations ONLY, and are not code requirements.
(b) Fenestration product performance must be certified in accordance with NFRC and requires supporting documentation.
(c) Slab-On-Grade proposed and budget U-factors shown in table are F-factors.

Envelope PASSES: Design 32% better than code

Envelope Compliance Statement

Compliance Statement: The proposed envelope design represented in this document is consistent with the building plans, specifications, and other calculations submitted with this permit application. The proposed envelope systems have been designed to meet the 2020 New York State Energy Conservation Construction Code requirements in COMcheck Version COMcheckWeb and to comply with any applicable mandatory requirements listed in the Inspection Checklist.

Name - Title Signature Date

COMcheck Software Version COMcheckWeb
Inspection Checklist

Energy Code: 2020 New York State Energy Conservation Construction Code

Requirements: 100.0% were addressed directly in the COMcheck software

Text in the "Comments/Assumptions" column is provided by the user in the COMcheck Requirements screen. For each requirement, the user certifies that a code requirement will be met and how that is documented, or that an exception is being claimed. Where compliance is itemized in a separate table, a reference to that table is provided.

Section # & Req.ID	Plan Review	Complies?	Comments/Assumptions
C103.2 [PR1][1]	Plans and/or specifications provide all information with which compliance can be determined for the building envelope and document where exceptions to the standard are claimed.	☐Complies ☐Does Not ☐Not Observable ☐Not Applicable	Requirement will be met.
C402.4.1 [PR10][1]	The vertical fenestration area <= 30 percent of the gross above-grade wall area.	☐Complies ☐Does Not ☐Not Observable ☐Not Applicable	Requirement will be met.
C402.4.1 [PR11][1]	The skylight area <= 3 percent of the gross roof area.	☐Complies ☐Does Not ☐Not Observable ☐Not Applicable	Requirement will be met.
C402.4.2 [PR14][1]	In enclosed spaces > 2,500 ft2 directly under a roof with ceiling heights >15 ft, and used as an office, lobby, atrium, concourse, corridor, storage, gymnasium/exercise center, convention center, automotive service, manufacturing, non-refrigerated warehouse, retail store, distribution/sorting area, transportation, or workshop, the following requirements apply: (a) the daylight zone under skylights is >= half the floor area; (b) the skylight area to daylight zone is >= 3 percent with a skylight VT >= 0.40; or a minimum skylight effective aperture >= 1 percent.	☐Complies ☐Does Not ☐Not Observable ☐Not Applicable	Requirement will be met.

Additional Comments/Assumptions:

1 High Impact (Tier 1)	2 Medium Impact (Tier 2)	3 Low Impact (Tier 3)

Section # & Req.ID	Footing / Foundation Inspection	Complies?	Comments/Assumptions
C303.2 [FO4][2]	Slab edge insulation installed per manufacturer's instructions.	☐Complies ☐Does Not ☐Not Observable ☐Not Applicable	Requirement will be met.
C303.2.1 [FO6][2]	Exterior insulation protected against damage, sunlight, moisture, wind, landscaping and equipment maintenance activities.	☐Complies ☐Does Not ☐Not Observable ☐Not Applicable	Requirement will be met.
C105 [FO3][2]	Installed slab-on-grade insulation type and R-value consistent with insulation specifications reported in plans and COMcheck reports.	☐Complies ☐Does Not ☐Not Observable ☐Not Applicable	*See the Envelope Assemblies table for values.*
C402.2.4 [FO7][2]	Slab edge insulation depth/length. Slab insulation extending away from building is covered by pavement or >= 10 inches of soil.	☐Complies ☐Does Not ☐Not Observable ☐Not Applicable	Requirement will be met. *See the Envelope Assemblies table for values.*

Additional Comments/Assumptions:

1 High Impact (Tier 1)	2 Medium Impact (Tier 2)	3 Low Impact (Tier 3)

Section # & Req.ID	Framing / Rough-In Inspection	Complies?	Comments/Assumptions
C303.1.3 [FR12][2]	Fenestration products rated in accordance with NFRC.	☐Complies ☐Does Not ☐Not Observable ☐Not Applicable	Requirement will be met.
C303.1.3 [FR13][2]	Fenestration products are certified as to performance labels or certificates provided.	☐Complies ☐Does Not ☐Not Observable ☐Not Applicable	Requirement will be met.
C402.4.3 [FR10][2]	Vertical fenestration SHGC value.	☐Complies ☐Does Not ☐Not Observable ☐Not Applicable	*See the Envelope Assemblies table for values.*
C402.4.3, C402.4.3.4 [FR8][2]	Installed vertical fenestration U-factor and SHGC consistent with label specifications and as reported in plans and COMcheck reports.	☐Complies ☐Does Not ☐Not Observable ☐Not Applicable	*See the Envelope Assemblies table for values.*
C402.5.1.2.1 [FR19][2]	The building envelope contains a continuous air barrier that is sealed in an approved manner and material permeability <= 0.004 dfm/ft2. Air barrier penetrations are sealed in an approved manner.	☐Complies ☐Does Not ☐Not Observable ☐Not Applicable	Requirement will be met.
C402.5.2, C402.5.4 [FR18][2]	Factory-built fenestration and doors are labeled as meeting air leakage requirements.	☐Complies ☐Does Not ☐Not Observable ☐Not Applicable	Requirement will be met.
C402.5.7 [FR17][2]	Vestibules are installed on all building entrances. Doors have self-closing devices.	☐Complies ☐Does Not ☐Not Observable ☐Not Applicable	**Exception:** Doors that open directly from a space =3000 ft2.

Additional Comments/Assumptions:

1 High Impact (Tier 1)	2 Medium Impact (Tier 2)	3 Low Impact (Tier 3)

Section # & Req.ID	Mechanical Rough-In Inspection	Complies?	Comments/Assumptions
C402.5.5, C403.2.4.3 [ME3][2]	Stair and elevator shaft vents have motorized dampers that automatically close. Reference section C403.7.7 for operational details.	☐Complies ☐Does Not ☐Not Observable ☐Not Applicable	Requirement will be met.
C403.7.7 [ME58][2]	Outdoor air and exhaust systems have motorized dampers that automatically shut when not in use and meet maximum leakage rates. Check gravity dampers where allowed. Reference section language for operational details.	☐Complies ☐Does Not ☐Not Observable ☐Not Applicable	Requirement will be met.

Additional Comments/Assumptions:

1 High Impact (Tier 1)	2 Medium Impact (Tier 2)	3 Low Impact (Tier 3)

Section # & Req.ID	Insulation Inspection	Complies?	Comments/Assumptions
C303.1 [IN3][2]	Roof insulation installed per manufacturer's instructions. Blown or poured loose-fill insulation is installed only where the roof slope is <=3 in 12.	☐Complies ☐Does Not ☐Not Observable ☐Not Applicable	Requirement will be met.
C402.2.1 [IN20][2]	Insulation installed on a suspended ceiling having ceiling tiles is not being specified for roorciceiling assemblies. Continuous insulation board installed in 2 or more layers with edge joints offset between layers.	☐Complies ☐Does Not ☐Not Observable ☐Not Applicable	Requirement will be met.
C303.1 [IN10][2]	Building envelope insulation is labeled with R-value or insulation certificate providing R-value and other relevant data.	☐Complies ☐Does Not ☐Not Observable ☐Not Applicable	Requirement will be met.
C303.2 [IN7][2]	Above-grade wall insulation installed per manufacturer's instructions.	☐Complies ☐Does Not ☐Not Observable ☐Not Applicable	Requirement will be met.
C303.2.1 [IN14][2]	Exterior insulation is protected from damage with a protective material. Verification for exposed foundation insulation may need to occur during Foundation Inspection.	☐Complies ☐Does Not ☐Not Observable ☐Not Applicable	Requirement will be met.
C105 [IN6][2]	Installed above-grade wall insulation type and R-value consistent with insulation specifications reported in plans and COMcheck reports.	☐Complies ☐Does Not ☐Not Observable ☐Not Applicable	*See the Envelope Assemblies table for values.*
C402.2.3 [IN8][2]	Installed floor insulation type and R-value consistent with insulation specifications reported in plans and COMcheck reports.	☐Complies ☐Does Not ☐Not Observable ☐Not Applicable	*See the Envelope Assemblies table for values.*
C402.2.6 [IN18][2]	Radiant panels and associated components, designed for heat transfer from the panel surfaces to the occupants or indoor space are insulated with a minimum of R-3.5.	☐Complies ☐Does Not ☐Not Observable ☐Not Applicable	**Exception:** Requirement does not apply.
C105 [IN2][2]	Installed roof insulation type and R-value consistent with insulation specifications reported in plans and COMcheck reports. For some ceiling systems, verification may need to occur during Framing Inspection.	☐Complies ☐Does Not ☐Not Observable ☐Not Applicable	*See the Envelope Assemblies table for values.*
C402.5.1.1 [IN1][2]	All sources of air leakage in the building thermal envelope are sealed, caulked, gasketed, weather stripped or wrapped with moisture vapor-permeable wrapping material to minimize air leakage.	☐Complies ☐Does Not ☐Not Observable ☐Not Applicable	Requirement will be met.

Additional Comments/Assumptions:

1 High Impact (Tier 1)	2 Medium Impact (Tier 2)	3 Low Impact (Tier 3)

Section # & Req.ID	Final Inspection	Complies?	Comments/Assumptions
C402.5.6 [FI37][2]	Weatherseals installed on all loading dock cargo door openings and provide direct contact along the top and sides of vehicles parked in the doorway.	☐Complies ☐Does Not ☐Not Observable ☐Not Applicable	Requirement will be met.
C402.5.8 [FI26][2]	Recessed luminaires in thermal envelope to limit infiltration and be IC rated and labeled. Seal between interior finish and luminaire housing.	☐Complies ☐Does Not ☐Not Observable ☐Not Applicable	**Exception:** Requirement does not apply.

Additional Comments/Assumptions:

1 High Impact (Tier 1)	2 Medium Impact (Tier 2)	3 Low Impact (Tier 3)

Owner
Storm King Art Center
1 Museum Road
New Windsor, NY 12553
+1 (845) 534-3115

Design Architect
heneghan peng architects
14-16 Lord Edward Street
Dublin, D02 YC63
+353 1 633 9000

Executive Architect
WXY Architecture + Urban Design
224 Centre Street, 5th Floor
New York, NY 10013
+1 (212) 219-1953

Landscape Architect
Gustafson Porter + Bowman
1 Cobham Mews
London, MW1 9SB
+44 020 7284 8950

Reed Hilderbrand LLC
33 Whitney Avenue, 3rd Floor
New Haven, CT 06510
+1 (617) 923-2422

Structural & Lighting
ARUP
77 Water Street
New York, NY 10005
+1 (212) 896-3000

MEPF & IT
BuroHappold
100 Broadway #23
New York, NY 10005
+1 (212) 616-0228

Civil
VHB
100 Great Oaks Blvd., Suite 118
Albany, NY 12203
+1 (518) 389-3606

AV & Acoustics
LSTN Consultants
76 Beaver Street, 2nd Floor
New York, NY 10005
+1 (347) 788-0810

Facade
Front Inc.
100 E. Broadway Street, #501
New York, NY 10002
+1 (212) 242-2220

Key Plan

Description	Date
Filing Set	06/17/22

Project

Storm King Art Center
Welcome Pavilions

Seal

NOT FOR CONSTRUCTION

Drawing Title

Ticketing - Energy Code & COMcheck

Date	06/17/22
Scale	Not to Scale
Drawing Number	EN-W-012
Sheet Size	ARCH D

SYMBOLS

SYMBOL	DESCRIPTION
[....]	CAMBER
<....>	NUMBER OF STUDS
(...)	TOP ELEVATION OF STRUCTURAL ELEMENT
	STEEL BEAM
	STEEL JOIST
	BRACE FRAME
	MOMENT CONNECTION
	CANTILEVER MOMENT CONNECTION
	DRAG CONNECTION
	PLATE CONNECTION
	STIFFENER PLATE CONNECTION
	SPLICE
	COLUMN STARTS ON THIS LEVEL
	COLUMN FINISHES BELOW THIS LEVEL
H	COLUMN HANGER
P	COLUMN POST
S	SLOPED COLUMN STARTS ON THIS LEVEL
S	SLOPED COLUMN FINISHES BELOW THIS LEVEL
S	SLOPED COLUMN CONTINUES THROUGH THIS LEVEL
	SLAB DROP
	SLAB SLOPE
	CHANGE IN SLAB THICKNESS
	GROUND
	ONE WAY SPANNING SLAB
	TWO WAY SPANNING SLAB
T/SL = X'-XX"	TOP OF SLAB ELEVATION
	WELD TYPE
	CONCRETE WALL (PLAN VIEW)
	CONCRETE BEAM (PLAN VIEW)
	SETTING OUT POINT/WORK POINT
LEVEL	LEVEL

ABBREVIATIONS

ABV.	DESCRIPTION
ALT	ALTERNATE
BET	BETWEEN
BF	BOTH FACES
BLDG	BUILDING
BM	BEAM
BOT	BOTTOM
BPL	BASE PLATE
BS	BOTH SIDES
B/ST	BOTTOM OF STEEL
C	CHANNEL
CANT	CANTILEVER
CJ	CONSTRUCTION JOINT
CJP	COMPLETE JOINT PENETRATION (WELD)
CL	CENTERLINE
CLR	CLEAR
COL	COLUMN
CONC	CONCRETE
CONN	CONNECTION
CONST	CONSTRUCTION
CONT	CONTINUOUS
CPL	COVERPLATE
CTRL JT	CONTROL JOINT
D	DEPTH, DEEP, DECK
DEMO	DEMOLITION
DET	DETAIL
DIA	DIAMETER
DIAG	DIAGONAL
DIM	DIMENSION
DJ	DOWEL JOINT
DL	DEAD LOAD
DO	DITTO
DWG	DRAWING
E	MODULUS OF ELASTICITY
EA	EACH
EF	EACH FACE
EJ	EXPANSION JOINT
EL	ELEVATION
EMB	EMBEDMENT
EQ	EQUAL
EW	EACH WAY
EXIST	EXISTING
EXP	EXPANSION
EXT	EXTERIOR
FF	FAR FACE
FFL	FINISH FLOOR LEVEL
FDN	FOUNDATION
FIN	FINISHED
FL	FLOOR
FS	FAR SIDE
FT	FEET
FTG	FOOTING
FY	YIELD STRESS
GA	GAUGE
GALV	GALVANISED
GR	GRADE
H	HORIZONTAL OR WEAK AXIS SHEAR FORCE
HEX	HEXAGON, HEXAGONAL
HORIZ	HORIZONTAL
HP	HIGH POINT
HSB	HIGH-STRENGTH BOLT
HSS	HOLLOW STRUCTURAL SECTION
HT	HEIGHT
ID	INSIDE DIAMETER
IF	INSIDE FACE
IJ	ISOLATION JOINT
IN	INCH
INT	INTERIOR
JT	JOINT
K	KIP = 1000 LBS
KSF	KIPS PER SQUARE FOOT

ABBREVIATIONS

ABV.	DESCRIPTION
L	LENGTH
LB	POUND
LG	LONG
LIN	LINEAR OR LINEAL
LL	LIVE LOAD
LLH	LONG LEG HORIZONTAL
LLV	LONG LEG VERTICAL
LP	LOW POINT
LSL	LONG SLOTTED (BOLT HOLE)
LT	LIGHT
LW	LIGHT WEIGHT
M	MOMENT FORCE
MD	METAL DECK
MF	MOMENT FRAME
MJ	MOVEMENT JOINT
NF	NEAR FACE
NIC	NOT IN CONTRACT
NO	NUMBER
NOM	NOMINAL
NS	NEAR SIDE
NTS	NOT TO SCALE
NW	NORMAL WEIGHT
OC	ON CENTER
OD	OUTSIDE DIAMETER
OF	OUTSIDE FACE
OH	OPPOSITE HAND
OPNG	OPENING
OPP	OPPOSITE
OVS	OVERSIZE (BOLT HOLE)
P	AXIAL FORCE
PCF	POUNDS PER CUBIC FOOT
PERP	PERPENDICULAR
PL	PLATE
PP	PARTIAL PENETRATION (WELD)
PSF	POUNDS PER SQUARE FOOT
PSI	POUNDS PER SQUARE INCH
PT	POINT
R	RADIUS
REBAR	REINFORCING BAR
REINF	REINFORCE(ING)
REV	REVISION
S	SLAB
SIM	SIMILAR
SL	SLAB
SOG	SLAB ON GRADE
SQ FT	SQUARE FOOT
SQ IN	SQUARE INCH
SS	STAINLESS STEEL
SSL	SHORT SLOTTED (BOLT HOLE)
STD	STANDARD
STIFF	STIFFENER
ST	STEEL
STRUCT	STRUCTURAL
T&B	TOP & BOTTOM
THK	THICK
T/CONC	TOP OF CONCRETE
T/D	TOP OF METAL DECK
T	TORSION FORCE
T/SL	TOP OF SLAB
T/ST	TOP OF STEEL
TS	STRUCTURAL STEEL TUBE
T/WALL	TOP OF WALL
TYP	TYPICAL
UON	UNLESS OTHERWISE NOTED
V	SHEAR FORCE
VERT, V	VERTICAL (FORCE)
VIF	VERIFY IN FIELD
W/	WITH
W/O	WITHOUT
WP	WORK POINT
WWF	WELDED WIRE FABRIC
XS	EXTRA STRONG (PIPE)
XXS	DOUBLE EXTRA STRONG (PIPE)

Owner
Storm King Art Center
1 Museum Road
New Windsor, NY 12553
+1 (845) 534-3115

Design Architect
heneghan peng architects
14-16 Lord Edward Street
Dublin, D02 YC63
+353 1 633 9000

Executive Architect
WXY Architecture + Urban Design
224 Centre Street, 5th Floor
New York, NY 10013
+1 (212) 219-1953

Landscape Architect
Gustafson Porter + Bowman
1 Cobham Mews
London, MW1 9SB
+44 020 7284 8950

Reed Hilderbrand LLC
33 Whitney Avenue, 3rd Floor
New Haven, CT 06510
+1 (617) 923-2422

Structural & Lighting
ARUP
77 Water Street
New York, NY 10005
+1 (212) 896-3000

MEPF & IT
BuroHappold
100 Broadway #23
New York, NY 10005
+1 (212) 616-0228

Civil
VHB
100 Great Oaks Blvd., Suite 118
Albany, NY 12203
+1 (518) 389-3606

AV & Acoustics
LSTN Consultants
76 Beaver Street, 2nd Floor
New York, NY 10005
+1 (347) 788-0810

Facade
Front Inc.
100 E. Broadway Street, #501
New York, NY 10002
+1 (212) 242-2220

Key Plan

Description	Date
Filing Set	06/17/22

Project

Storm King Art Center

Welcome Pavilions

Seal

NOT FOR CONSTRUCTION

Drawing Title

Structural Symbols and Abbreviations

Date	06/17/22
Scale	NTS
Drawing Number	S-W-001
Sheet Size	ARCH D

GENERAL NOTES

1. ALL CONSTRUCTION SHALL BE IN ACCORDANCE WITH THE FOLLOWING:

   A. PROJECT GOVERNING CODE(S) AND STANDARDS.
   B. DRAWINGS.
   C. SPECIFICATIONS.

2. THE STRUCTURAL DRAWINGS ARE INTENDED TO WORK WITH AND BE COMPLEMENTARY TO THE PROJECT SPECIFICATIONS. REFER TO THE SPECIFICATIONS FOR ADDITIONAL REQUIREMENTS.

3. IN THE EVENT THAT CERTAIN DETAILS OF THE CONSTRUCTION ARE NOT FULLY SHOWN OR NOTED ON DRAWINGS, THEIR CONSTRUCTION SHALL BE OF THE SAME TYPE AS FOR SIMILAR CONDITIONS THAT ARE SHOWN OR NOTED, SUBJECT TO THE STRUCTURAL ENGINEER'S APPROVAL.

4. THE CONTRACTOR SHALL VERIFY ALL EXISTING CONDITIONS AND DIMENSIONS BEFORE COMMENCING WITH THE WORK AND NOTIFY THE ARCHITECT AND ENGINEER OF ANY DISCREPANCIES WITH THE INFORMATION SHOWN ON THE DRAWINGS.

5. THE CONTRACTOR SHALL USE STRUCTURAL DRAWINGS IN CONJUNCTION WITH ARCHITECTURAL, MECHANICAL, ELECTRICAL, PLUMBING, FIRE PROTECTION AND ALL OTHER RELEVANT CONSULTANT DRAWINGS.

6. SEE ARCHITECTURAL DRAWINGS FOR THE FOLLOWING:

   A. SIZE AND LOCATION OF ALL DOOR AND WINDOW OPENINGS, EXCEPT AS NOTED.
   B. SIZE AND LOCATION OF ALL INTERIOR AND EXTERIOR NON-BEARING PARTITIONS, FAÇADE, LOUVERS ETC., EXCEPT AS NOTED.
   C. SIZE AND LOCATION OF ALL CONCRETE CURBS, FLOOR DRAINS, SLOPES, DEPRESSED AREAS, CHANGE IN LEVEL, CHAMFERS, GROOVES, INSERTS, ETC., EXCEPT AS SHOWN.
   D. SIZE AND LOCATION OF ALL FLOOR AND ROOF OPENINGS EXCEPT AS SHOWN.
   E. FLOOR AND ROOF FINISHES.
   F. EDGE OF SLAB LOCATIONS AROUND THE PERIMETER AND AT INTERIOR OPENINGS, EXCEPT AS SHOWN.
   G. DIMENSIONS NOT SHOWN ON THE STRUCTURAL DRAWINGS.
   H. STAIRS EXCEPT AS SHOWN.
   I. FIREPROOFING.
   J. WATERPROOFING.
   K. MISCELLANEOUS STEEL REQUIRED FOR SUPPORT OF ARCHITECTURAL ELEMENTS. ALL STEEL NOT ON STRUCTURAL DRAWINGS IS REGARDED AS MISCELLANEOUS METALS AND THE DESIGN SHALL BE DELEGATED BY THE CONTRACTOR.

7. SEE MECHANICAL, ELECTRICAL AND PLUMBING DRAWINGS FOR THE FOLLOWING:

   A. PIPE RUNS, SLEEVES, HANGERS, TRENCHES EXCEPT AS SHOWN OR NOTED.
   B. ELECTRICAL CONDUIT RUNS, BOXES, OUTLETS IN WALLS AND SLABS. CONDUITS SHALL NOT BE CAST IN CONCRETE MEMBERS UNLESS SPECIFICALLY INDICATED ON THE STRUCTURAL DRAWINGS.
   C. CONCRETE INSERTS FOR ELECTRICAL, MECHANICAL, OR PLUMBING FIXTURES.
   D. SIZE AND LOCATION OF EQUIPMENT PADS AND EQUIPMENT ANCHORAGE EXCEPT AS SHOWN OR NOTED.
   E. ALL LIGHTNING PROTECTION AND/OR GROUND/EARTHING REQUIREMENTS INCLUDING ANY ASSOCIATED ITEMS EMBEDDED IN OR ATTACHED TO STRUCTURE.
   F. VERIFY AND COORDINATE ALL OPENINGS, EQUIPMENT PADS, SLEEVES AND INSERTS WITH REVIEWED SUBMITTALS, AND NOTIFY THE STRUCTURAL ENGINEER USING HIGHLIGHTED DRAWINGS PRODUCED TO SCALE WHERE THESE DEVIATE IN SIZE OR LOCATION FROM THE STRUCTURAL DRAWINGS.

8. OPENINGS, POCKETS, ETC., LARGER THAN 6" SHALL NOT BE PLACED IN CONCRETE SLABS, DECKS, WALLS, UNLESS SPECIFICALLY DETAILED ON THE STRUCTURAL DRAWINGS. NOTIFY THE STRUCTURAL ENGINEER WHEN DRAWINGS BY OTHERS SHOW OPENINGS, POCKETS, ETC. LARGER THAN 6" WHICH ARE NOT SHOWN ON THE STRUCTURAL DRAWINGS BUT WHICH ARE LOCATED IN STRUCTURAL MEMBERS.

9. DEPRESSIONS IN SLABS SHALL NOT BE PLACED UNLESS SPECIFICALLY SHOWN ON THE STRUCTURAL DRAWINGS. NOTIFY THE STRUCTURAL ENGINEER WHEN DRAWINGS BY OTHERS SHOW DEPRESSIONS WHICH ARE NOT SHOWN ON THE STRUCTURAL DRAWINGS BUT WHICH ARE LOCATED IN STRUCTURAL SLABS.

10. THE INFORMATION SHOWN FOR NON-STRUCTURAL ELEMENTS/FINISHES IS GIVEN FOR REFERENCE ONLY, THE CONTRACTOR SHALL REFER TO ARCHITECTURAL DRAWINGS FOR THIS INFORMATION.

11. SCALES NOTED ON STRUCTURAL DRAWINGS ARE FOR REFERENCE ONLY. NO DIMENSIONAL INFORMATION SHALL BE OBTAINED BY SCALING FROM THE DRAWINGS. THE CONTRACTOR SHALL VERIFY DIMENSIONS NOT NOTED WITH THE ARCHITECT PRIOR TO PROCEEDING WITH WORK.

12. CLADDING/FAÇADE/STAIR CONNECTIONS TO THE STRUCTURE SHALL NOT INTRODUCE TORSION AND UNACCEPTABLE LOAD ECCENTRICITIES TO STRUCTURAL MEMBERS. SUCH CONDITIONS SHOULD BE BROUGHT TO THE ATTENTION OF THE STRUCTURAL ENGINEER WHO MAY REQUIRE ADDITIONAL BRACING TO BE PROVIDED BY THE CLADDING/FAÇADE CONTRACTOR AT NO ADDITIONAL COST TO THE CONTRACT.

CODES AND STANDARDS

1. WHERE CODES AND STANDARDS ARE REFERENCED IN THE CONTRACT DOCUMENTS, THEY SHALL BE THE LATEST EDITIONS, UNLESS NOTED OTHERWISE.

2. ALL WORK SHALL CONFORM TO THE REQUIREMENTS OF 2018 INTERNATIONAL BUILDING CODE (IBC) INCLUDING REFERENCE STANDARDS, ADDENDA AND APPENDICES WITH 2020 NEW YORK STATE UNIFORM CODE SUPPLEMENT.

3. IN ADDITION, THE FOLLOWING CODES, STANDARDS AND SPECIFICATIONS SHALL APPLY WHERE MORE STRINGENT AND AS MODIFIED BY THE BUILDING CODE:

   A. ACI 318-14: BUILDING CODE REQUIREMENTS FOR STRUCTURAL CONCRETE AND COMMENTARY.
   B. AISC: STEEL CONSTRUCTION MANUAL, 14TH EDITION.
   C. AISC 303-16: CODE OF STANDARD PRACTICE FOR STRUCTURAL STEEL BUILDINGS AND BRIDGE
   D. ANSI/AISC 360-16: SPECIFICATIONS FOR STRUCTURAL STEEL BUILDINGS.
   E. ASCE 7-16: MINIMUM DESIGN LOADS FOR BUILDINGS AND OTHER STRUCTURES.
   F. AWS D1.1/D1.1M:2015: STRUCTURAL WELDING CODE-STEEL.

4. THE ASTM STANDARDS REFERRED TO IN THE DRAWINGS AND SPECIFICATIONS AND USED IN DESIGN ARE THOSE INCLUDED AS REFERENCED STANDARDS TO THE PROJECT GOVERNING CODE(S). WHERE AN ASTM STANDARD HAS SUBSEQUENTLY BEEN REVISED, CONSTRUCTION SHALL COMPLY WITH BOTH THE LATEST EDITION OF THAT STANDARD AND THE EDITION OF THAT STANDARD REFERENCED IN DESIGN. WHERE IT IS NOT POSSIBLE TO SATISFY THE REQUIREMENTS OF BOTH EDITIONS OF THE STANDARDS DUE TO A CONFLICT BETWEEN THEM, NOTIFY THE ARCHITECT AND ENGINEER BEFORE PROCEEDING.

TEMPORARY WORK

1. ALL TEMPORARY WORK SHALL BE DESIGNED, INSTALLED AND CARRIED OUT BY THE CONTRACTOR IN ACCORDANCE WITH THE REQUIREMENTS OF THE PROJECT GOVERNING CODE(S).

2. THE DRAWINGS INDICATE THE COMPLETED STRUCTURE. THE CONTRACTOR IS FULLY RESPONSIBLE FOR ALL TEMPORARY MEASURES NECESSARY FOR ERECTION.

3. IT IS THE RESPONSIBILITY OF THE CONTRACTOR TO PROVIDE PROPER SHORING AND BRACING WHEREVER NECESSARY. ALL TEMPORARY SHORING/BRACING SHALL BE DESIGNED BY A CIVIL AND/OR STRUCTURAL ENGINEER REGISTERED IN NEW YORK STATE.

4. THE CONTRACTOR IS RESPONSIBLE FOR SUBMITTING THE SHORING DRAWINGS AND CALCULATIONS TO THE AUTHORITY HAVING JURISDICTION AS REQUIRED.

5. CONSTRUCTION LOADS SHALL NOT EXCEED THE DESIGN LIVE LOADS PER SQUARE FOOT AS SHOWN ON THE DRAWINGS. PROVIDE SHORING AND/OR BRACING WHERE THE STRUCTURE HAS NOT ATTAINED ITS DESIGN STRENGTH.

DESIGN BASIS

1. SUPERIMPOSED DEAD LOADS: REFER TO LOADING DIAGRAMS.

2. LIVE LOADS: REFER TO LOADING DIAGRAMS.

3. WIND LOADS:

PARAMETER	VALUE
BASIC WIND SPEED, V	115 MPH
WIND IMPORTANCE FACTOR, I	1.00
WIND EXPOSURE CATEGORY	B
OCCUPANCY CATEGORY	II
GUST FACTOR, G	0.85
DIRECTIONALITY FACTOR, Kd	0.85

4. SNOW LOADS:

PARAMETER	VALUE (RESTROOM)	VALUE (TICKETING)	VALUE (CANOPY)
GROUND SNOW LOAD	30 PSF	30 PSF	30 PSF
SNOW IMPORTANCE FACTOR, I	1.00	1.00	1.00
EXPOSURE FACTOR	0.9	0.9	0.9
THERMAL FACTOR	1.1	VARIES	1.2
UNBALACED DRIFT PER CODE	47 PSF	42 PSF	37 PSF

5. SEISMIC LOADS:

PARAMETER	VALUE (RESTROOM)	VALUE (TICKETING)	VALUE (CANOPY)
SEISMIC IMPORTANCE FACTOR, I	1.00	1.00	1.00
SITE CLASS	D	D	D
Sms	0.360g	0.360g	0.360g
Sm1	0.164g	0.164g	0.164g
Sds	0.240g	0.240g	0.240g
Sd1	0.109g	0.109g	0.109g
OCCUPANCY CATEGORY	II	II	II
SEISMIC DESIGN CATEGORY	B	B	B
SEISMIC FORCE-RESISTING SYSTEM	LIGHT-FRAMED WOOD SHEAR WALLS	LIGHT-FRAMED WOOD SHEAR WALLS	TIMBER FRAME
RESPONSE MODIFICATION COEFFICIENT, R	6.5	6.5	1.5
SEISMIC RESPONSE COEFFICIENT, Cs	0.037	0.037	0.160
DESIGN BASE SHEAR, V	4.6KIP	2.1KIP	5.7KIP
SYSTEM OVERSTRENGTH FACTOR, Ω0	3	3	1.5
DEFLECTION AMPLIFICATION FACTOR, Cd	4	4	1.5
ANALYSIS PROCEDURE	EQUIVALENT LATERAL FORCE	EQUIVALENT LATERAL FORCE	EQUIVALENT LATERAL FORCE

FOUNDATIONS

1. THE FOUNDATION DESIGN IS BASED ON THE GEOTECHNICAL REPORT BY TECTONIC ENGINEERING & SURVEYING CONSULTANTS P.C. DATED APRIL 15, 2020.

2. THE FOLLOWING PARAMETERS WERE USED IN THE DESIGN OF FOUNDATIONS:

PARAMETER	VALUE
BEARING PRESSURE, B/FTG < 4'-0" FROM EX GRADE	4000 PSF
SUBGRADE MODULUS	125 PCI

3. REFER TO THE GEOTECHNICAL REPORT FOR INFORMATION ON GENERAL SUBSURFACE PROFILES, SOIL PROPERTIES, EXISTING SITE FEATURES AND ALL OTHER CONDITIONS AFFECTING FOUNDATION INSTALLATION.

4. REFER TO THE GEOTECHNICAL REPORT FOR INFORMATION ON SUBGRADE PREPARATION FOR SLAB-ON-GRADE CONSTRUCTION.

5. REFER TO THE GEOTECHNICAL REPORT FOR REQUIREMENTS FOR EXCAVATIONS, GRADING, COMPACTION AND BACKFILLING BEHIND WALLS RETAINING EARTH.

6. BACKFILLING AGAINST RETAINING/BASEMENT WALLS WHERE THERE IS GRADE ON BOTH SIDES OF THE WALL SHALL BE CARRIED OUT IN SUCH A MANNER THAT THE DIFFERENCE IN SOIL LEVEL IS NEVER MORE THAN 3.0 FEET.DO NOT PLACE BACKFILL BEHIND WALLS RETAINING EARTH BEFORE CONCRETE HAS ATTAINED FULL DESIGN STRENGTH UNLESS TEMPORARY BRACING IS PROVIDED.

7. BACKFILL SHALL NOT BE PLACED AGAINST WALLS RETAINING EARTH (OTHER THAN CANTILEVER WALLS) UNTIL THE ATTACHING FLOORS/SLABS (AT TOP AND BOTTOM OF THE WALL) ARE COMPLETELY IN PLACE AND HAVE ATTAINED FULL DESIGN STRENGTH.

8. NEW FOOTINGS WHICH ARE LOCATED IMMEDIATELY ADJACENT TO EXISTING FOOTINGS SHALL BE FOUNDED AT THE SAME ELEVATION AS THE EXISTING FOOTINGS UNLESS NOTED OTHERWISE. EXISTING ADJACENT FOOTINGS SHALL NOT BE UNDERMINED BY EXCAVATION OR NEW CONSTRUCTION.

9. WATER SHALL NOT BE ALLOWED TO STAND IN TRENCHES BEFORE OR AFTER CONCRETE IS PLACED. IF TRENCHES BECOME SOFTENED DUE TO RAIN OR OTHER WATER BEFORE THE FOOTINGS ARE CAST, THE GEOTECHNICAL ENGINEER SHALL REVIEW THE CONDITIONS AND PROVIDE THE NECESSARY MITIGATION REQUIREMENTS TO THE CONTRACTOR.

10. ALL EXCAVATIONS, COMPACTIONS AND BACKFILLING SHALL BE INSPECTED AND APPROVED BY THE GEOTECHNICAL ENGINEER BEFORE PLACEMENT OF CONCRETE.

11. REFER TO PLUMBING AND/OR CIVIL DRAWINGS FOR UNDER-FLOOR AND PERIMETER WALL DRAINAGE SYSTEMS AND SPECIAL GRANULAR FILL MATERIALS FOR SUCH DRAINAGE.

SUBMITTALS

1. CONTRACTOR SHALL SUBMIT SHOP DRAWINGS AND CALCULATIONS AS BOTH SIGNED AND STAMPED BY A PROFESSIONAL ENGINEER AS REQUIRED BY THE SPECIFICATIONS, FOR ENGINEER'S APPROVAL.

2. ONLY SHOP DRAWINGS MARKED "NO EXCEPTIONS TAKEN", "REVISE AS NOTED" OR "SEE COMMENTS NOTED" MAY BE USED BY CONTRACTOR IN THE WORK. SHOP DRAWINGS MARKED "REJECTED" OR "RESUBMIT FOR REVIEW" SHALL BE CORRECTED AND COMPLETED AS REQUIRED AND RESUBMITTED TO THE ARCHITECT BEFORE THEY ARE USED IN THE WORK.

3. CONTRACTOR SHALL PREPARE AND MAINTAIN A SCHEDULE OF ALL SUBMITTALS INCLUDING INTENDED DATES OF SUBMISSION AND NUMBER OF DRAWINGS TO BE SUBMITTED EACH WEEK.

4. THE CONTRACTOR SHALL BE AWARE THAT SUBMITTALS WILL BE REVIEWED IN THE ORDER IN WHICH THEY ARE RECEIVED. THE CONTRACTOR SHALL PLAN ACCORDINGLY.

5. SUBMIT ALL ITEMS IN ACCORDANCE WITH THE SPECIFICATIONS. THE ENGINEER RESERVES THE RIGHT TO NOT REVIEW ANY OTHER ITEMS.

CONCRETE

1. STRUCTURAL CONCRETE STRENGTHS AND TYPES USED IN THIS PROJECT SHALL BE AS FOLLOWS:

LOCATION IN STRUCTURE	f'c	DENSITY
SLAB ON GRADE	4000 PSI	150 PCF
FOUNDATIONS (FOOTINGS, PILE CAPS, GRADE BEAMS)	4000 PSI	150 PCF
WALLS	4000 PSI	150 PCF
FORMED SLABS, COLUMNS AND BEAMS (INCLUDING CURBS, EQUIPMENT PADS, ETC. ON FORMED SLABS)	4000 PSI	150 PCF
ALL OTHER CONCRETE	4000 PSI	150 PCF

   f'c IS THE 28-DAY COMPRESSIVE STRENGTH AS DEFINED IN ACI 318.

2. ALL CONCRETE MIXES SHALL COMPLY WITH THE REQUIREMENTS OF THE PROJECT GOVERNING CODE(S). MIX DESIGNS FOR EACH TYPE AND STRENGTH SHALL BE PREPARED BY CONTRACTOR ADN TESTED BY AN INDEPENDENT TESTING LABORATORY. THE MIX DESIGNS SHALL THEN BE SUBMITTED TO THE ENGINEER FOR REVIEW.

3. NORMAL WEIGHT AGGREGATE SHALL CONFORM TO THE REQUIREMENTS OF ASTM C33. LIGHTWEIGHT AGGREGATE SHALL CONFORM TO THE REQUIREMENTS OF ASTM C330 AND ASTM C157.

4. ALL CONSTRUCTION JOINTS SHALL BE CONSTRUCTED IN ACCORDANCE WITH THE TYPICAL CONSTRUCTION JOINT DETAILS SHOWN ON THE STRUCTURAL AND ARCHITECTURAL DRAWINGS.

5. CLEAN AND ROUGHEN TO 1/4" AMPLITUDE ALL CONCRETE CONSTRUCTION JOINT SURFACES AGAINST WHICH CONCRETE IS TO BE PLACED. ALL CONSTRUCTION JOINTS SHALL BE WETTED AND STANDING WATER SHALL BE REMOVED IMMEDIATELY BEFORE NEW CONCRETE IS PLACED. PROVIDE CLASS "B" SPLICE AT ALL REINFORCEMENT CROSSING CONSTRUCTION JOINTS, TYPICAL UNLESS NOTED OTHERWISE.

6. CONTRACTOR SHALL COORDINATE AND INSTALL ALL REQUIRED EMBEDDED ITEMS, SLEEVES, POCKETS, ETC. PRIOR TO CONCRETE PLACEMENT. PROVIDE SLEEVES FOR PLUMBING AND ELECTRICAL OPENINGS IN CONCRETE WALLS/SLABS BEFORE PLACING CONCRETE. DO NOT CUT ANY REINFORCING WHICH MAY CONFLICT. PIPES AND/OR CONDUITS SHALL NOT PASS THROUGH COLUMNS AND BEAMS UNLESS SPECIFICALLY DETAILED ON THE STRUCTURAL DRAWINGS.

7. CORING OF CONCRETE AFTER PLACEMENT IS NOT PERMITTED.

8. THE PROJECTING CORNERS OF COLUMNS, BEAMS, WALLS, ETC. SHALL BE FORMED WITH 3/4" CHAMFER, UNLESS NOTED OTHERWISE ON ARCHITECTURAL DRAWINGS.

9. THE CONTRACTOR SHALL NOTIFY THE TESTING AGENCY AND OWNER 48 HOURS BEFORE POURING OF CONCRETE FOR INSPECTION OF REINFORCEMENT LAYOUT. NO CONCRETE SHALL BE POURED UNLESS ALL REINFORCEMENT AND INSTALLATIONS HAVE BEEN INSPECTED AND APPROVED BY THE TESTING AGENCEY.

10. LOCATION OF CONSTRUCTION JOINTS SHALL BE AS INDICATED ON STRUCTURAL DRAWINGS.

11. CONCRETE CAST ON SLOPED SURFACES SHALL BEGIN AT THE LOWEST ELEVATION AND CONTINUE MONOLITHICALLY TOWARD THE HIGHER ELEVATION UNTIL THE INTENDED CAST IS COMPLETED.

12. NO ALUMINUM SHALL BE CAST IN CONCRETE.

13. REFER TO ARCHITECTURAL DRAWINGS FOR FINISHING OF ALL EXPOSED CONCRETE SURFACES.

14. REINFORCING BARS SHALL CONFORM TO THE REQUIREMENTS OF ASTM A615, GRADE 60. REINFORCING BARS WHICH ARE TO BE WELDED SHALL CONFORM TO APPLICABLE ASTM AND AWS SPECIFICATIONS.

15. WELDED WIRE FABRIC SHALL CONFORM TO ASTM A185. USE ONLY FLAT SHEETS. MINIMUM LAP OF WELDED WIRE REINFORCEMENT SHALL BE 6" OR ONE FULL MESH PLUS 2", WHICHEVER IS GREATER.

16. PROVIDE DEVELOPMENT AND SPLICES OF REINFORCEMENT ACCORDING TO THE TYPICAL DETAILS TABLE. LAP SPLICES SHALL BE SECURELY TIED AT ALL SIDE AND END LAPS.

17. REINFORCING BARS MARKED AS "CONTINUOUS" SHALL BE TENSION SPLICED, UNLESS OTHERWISE SHOWN ON DRAWINGS.

18. REINFORCING BAR SPLICES SHALL BE MADE ONLY WHERE INDICATED ON THE DRAWINGS. WHERE SPLICE LOCATIONS ARE NOT SHOWN ON THE DRAWINGS, THE CONTRACTOR SHALL SHOW THEIR PROPOSED SPLICE LOCATIONS ON THE SHOP DRAWINGS.

19. ALL BARS AT NON-CONTINUOUS ENDS SHALL HAVE A STANDARD HOOK.

20. WELDING OF REINFORCING STEEL BARS SHALL BE IN ACCORDANCE WITH AWS D1.4. WELD REINFORCING BARS ONLY WHERE INDICATED ON THE DRAWINGS. TACK WELDING OR WELDING OF BARS TO PLATES, TEMPLATES, ETC. IS PROHIBITED, UNLESS SPECIFICALLY SHOWN ON THE STRUCTURAL DRAWINGS.

21. DOWELS CONNECTING WALLS OR COLUMNS TO FOUNDATIONS SHALL BE THE SAME GRADE, SIZE AND SPACING AS THE VERTICAL REINFORCING BARS IN THE WALLS OR COLUMNS, UNLESS NOTED OTHERWISE.

22. ALL DOWELS SHALL BE FULLY DEVELOPED IN TENSION UNLESS NOTED OTHERWISE.

23. BARS SHALL NOT BE BENT OR TWISTED IN THE FIELD, UNLESS SPECIFICALLY DETAILED ON THE STRUCTURAL DRAWINGS.

24. ALL REINFORCING BARS, INSERTS, EMBEDS ETC. SHALL BE SECURELY HELD IN PLACE TO MAINTAIN THEIR POSITIONS WHILE CONCRETE IS POURED. PROVIDE SUITABLE CHAIRS, TIES, SPACERS, ADDITIONAL BARS AND STIRRUPS AS REQUIRED.

SPECIAL INSPECTIONS

1. SPECIAL INSPECTIONS SHALL BE PROVIDED BY OWNER'S INDEPENDENT TESTING AGENCY IN ACCORDANCE WITH THE PROJECT CODE, ALL APPLICABLE LOCAL ORDINANCES AND THE PROJECT SPECIFICATIONS. THE SPECIAL INSPECTOR SHALL OBSERVE THE WORK FOR CONFORMANCE WITH THE CONSTRUCTION DOCUMENTS. THIS WORK IS TO BE PERFORMED BY A SPECIAL INSPECTOR WHO IS CERTIFIED BY THE BUILDING OFFICIAL TO PERFORM THE SPECIFIED TYPES OF INSPECTIONS AND TESTS. THE SPECIAL INSPECTOR SHALL SEND REPORTS TO THE BUILDING OFFICIAL, INSPECTOR OF RECORD, ARCHITECT, ENGINEER, CONTRACTOR AND OWNER. ALL DISCREPANCIES SHALL BE BROUGHT TO THE ATTENTION OF THE CONTRACTOR FOR CORRECTION. WHEN WORK IS DONE TO THE SATISFACTION OF THE INSPECTOR AND BUILDING OFFICIAL, THE SPECIAL INSPECTOR SHALL SUBMIT A FINAL SIGNED REPORT STATING THAT, TO THE BEST OF THEIR KNOWLEDGE, THE WORK WAS COMPLETED IN CONFORMANCE WITH THE CONSTRUCTION DOCUMENTS AND THE APPLICABLE WORKMANSHIP PROVISIONS OF THE CODES.

2. FOR THIS PROJECT SPECIAL INSPECTION OF THE FOLLOWING STRUCTURAL RELATED CONSTRUCTION ACTIVITIES IS REQUIRED.

   A. SITE SOILS — NYSBC 1705.6
   B. CAST-IN-PLACE CONCRETE (INCLUDING POST INSTALLED ANCHORS) — NYSBC 1705.3
   C. STRUCTURAL STEEL (INCLUDING HIGH-STRENGTH BOLTING AND FIELD/SHOP WELDING) — NYSBC 1705.2.1
   D. FABRICATED ITEMS — NYSBC 1705.10

Owner
Storm King Art Center
1 Museum Road
New Windsor, NY 12553
+1 (845) 534-3115

Design Architect
heneghan peng architects
14-16 Lord Edward Street
Dublin, D02 YC63
+353 1 633 9000

Executive Architect
WXY Architecture + Urban Design
224 Centre Street, 5th Floor
New York, NY 10013
+1 (212) 219-1953

Landscape Architect
Gustafson Porter + Bowman
1 Cobham Mews
London, MW1 9SB
+44 020 7284 8950

Reed Hilderbrand LLC
33 Whitney Avenue, 3rd Floor
New Haven, CT 06510
+1 (617) 923-2422

Structural & Lighting
ARUP
77 Water Street
New York, NY 10005
+1 (212) 896-3000

MEPF & IT
BuroHappold
100 Broadway #23
New York, NY 10005
+1 (212) 616-0228

Civil
VHB
100 Great Oaks Blvd., Suite 118
Albany, NY 12203
+1 (518) 389-3606

AV & Acoustics
LSTN Consultants
76 Beaver Street, 2nd Floor
New York, NY 10005
+1 (347) 788-0810

Facade
Front Inc.
100 E. Broadway Street, #501
New York, NY 10002
+1 (212) 242-2220

Key Plan

Description	Date
Filing Set	06/17/22

Project

Storm King Art Center

Welcome Pavilions

Seal

NOT FOR CONSTRUCTION

Drawing Title

Structural General Notes, Sheet 1

Date	06/17/22
Scale	NTS
Drawing Number	S-W-002
Sheet Size	ARCH D

STRUCTURAL STEEL

1. STRUCTURAL STEEL MEMBERS SHALL CONFORM TO THE FOLLOWING UNLESS NOTED OTHERWISE:

SHAPE	GRADE	YIELD STRENGTH Fy (KSI)
WIDE FLANGE SHAPES	ASTM A992	50
TEES	ASTM A992	50
CHANNELS	ASTM A572	50
ANGLES	ASTM A572	50
PLATES	ASTM A572 GRADE 50	50
BARS	ASTM A500 GRADE 50	50
SQUARE & RECTANGULAR HSS	ASTM A500 GRADE B	46
ROUND HSS	ASTM A500 GRADE B	42
STEEL PIPE	ASTM A53 GRADE B	35

2. HIGH-STRENGTH BOLTS SHALL CONFORM TO THE FOLLOWING UNLESS NOTED OTHERWISE:

BOLT TYPE	REMARKS
ASTM A325	WHERE NOTED ON DRAWINGS
ASTM A490	WHERE NOTED ON DRAWINGS
ASTM A307 GRADE A	MACHINE BOLTS WHERE NOTED ON DRAWINGS

3. WHERE NON-SLIP CRITICAL BOLTS ARE SPECIFIED THEY SHALL BE TIGHTENED TO A SNUG TIGHT CONDITION. SEE DETAILS AND SCHEDULES FOR BOLT DIAMETERS AND SCHEDULES.
4. ALL BOLT HOLES SHALL BE STANDARD SIZE HOLES (1/16" LARGER IN DIAMETER THAN THE DIAMETER OF THE BOLT) UNLESS NOTED OTHERWISE.
5. ALL BOLTS SPECIFIED AS SLIP CRITICAL BOLTS (A325-SC OR A490-SC) SHALL HAVE CLASS A FAYING SURFACES UNLESS NOTED OTHERWISE.
6. AT ALL SLIP CRITICAL CONNECTIONS SLIP IS CHECKED AT THE FACTORED LOAD LEVEL UNLESS NOTED OTHERWISE.
7. ALL STEEL MEMBERS FRAMING INTO CONCRETE WALLS/COLUMNS/BEAMS SHALL BE DETAILED TO SUIT CONCRETE FIELD TOLERANCES. COORDINATE WITH CONCRETE CONTRACTOR AND/OR CONDUCT FIELD SURVEYS AS NECESSARY PRIOR TO STEEL FABRICATION.
8. CUTTING AND DRILLING OF STRUCTURAL STEEL MEMBERS IN THE FIELD IS NOT PERMITTED.
9. NO OPENINGS AND/OR PENETRATIONS SHALL BE PLACED IN STEEL MEMBERS UNLESS SPECIFICALLY SHOWN AND DETAILED ON THE STRUCTURAL DRAWINGS.
10. ALL STEEL MEMBERS RELATED TO ELEVATORS SHALL BE COORDINATED WITH THE ELEVATOR CONTRACTOR PRIOR TO FABRICATION.
11. REFER TO SPECIFICATIONS FOR STEELWORK PROTECTION AND COATINGS.
12. SPLICES SHALL BE DESIGNED TO DEVELOP THE FULL CAPACITY OF THE MEMBER AT THE POINT OF SPLICE. SPLICES SHALL BE MADE ONLY AT LOCATIONS INDICATED ON DRAWINGS. FULL DETAIL AND BACK-UP CALCULATIONS OF SPLICES REQUIRE REVIEW AND APPROVAL BY THE ENGINEER.
13. CONTRACTOR SHALL PROVIDE ALL NECESSARY TEMPORARY BRACING, GUYING AND CONNECTION MEMBERS REQUIRED TO ERECT TEH STRUCTURE, MAINTAIN CORRECT ALIGNMENT AND SAFELY RESIST ALL REQUIRED COMBINATIONS OF DEAD, CONSTRUCTION, ERECTION, WIND AND OTHER LATERAL LOADS.
14. SHAPE AND SIZE GUSSET PLATES IN SUCH A MANNER AS TO CLEAR ALL ARCHITECTURAL FINISHES AND MECHANICAL FIXTURES (DUCTS, PIPES, ETC.).
15. WELDS SHALL BE MADE USING LOW-HYDROGEN ELECTRODES WITH MINIMUM TENSILE STRENGTH OF 70 KSI (E70XX ELECTRODES) UNLESS NOTED OTHERWISE.
16. WELD LENGTHS CALLED FOR ON DRAWINGS ARE THE NET EFFECTIVE LENGTH REQUIRED. WHERE LENGTH OF WELD IS NOT SHOWN IT SHALL BE THE FULL LENGTH OF JOINT.
17. ALL PARTIAL PENETRATION GROOVE WELD SIZES SHOWN ON THE DRAWINGS REFER TO THE EFFECTIVE THROAT THICKNESS.
18. FILLET WELD SIZES SHOWN ON DRAWINGS ARE MINIMUM SIZES. INCREASE WELD SIZE TO AWS MINIMUM SIZES BASED ON PLATE THICKNESSES. THE MINIMUM FILLET WELD SIZE SHALL BE 3/16".
19. THE CONTRACTOR SHALL DETERMINE THE SEQUENCE AND PROCEDURES OF WELDING TO MINIMIZE THE EFFECT WELD SHRINKAGE, RESIDUAL STRESSES AND TO MAINTAIN ERECTION TOLERANCES.
20. ALL STEEL EXPOSED TO WEATHER SHALL HAVE ADDITIONAL SEAL WELDING TO PROTECT THE MEMBERS (PIPES, TUBES, BUILT-UPS) AND THE CONNECTIONS FROM MOISTURE INFILTRATION. THESE ADDITIONAL SEAL WELDS SHALL BE SHOWN ON SHOP DRAWINGS.

STEEL FRAMING NOTES

1. STEEL BEAMS ARE PLACED WITH THEIR WEBS IN THE VERTICAL PLANE UNLESS NOTED OTHERWISE.
2. DIMENSIONS TO STEEL MEMBERS ARE TO THEIR CENTERLINES UNLESS NOTED OTHERWISE.
3. BEAMS NOT LOCATED IN PLAN BY A DIMENSION LINE SHALL BE EQUALLY SPACED BETWEEN DIMENSIONED MEMBERS.
4. ALL STEEL BEAMS, INCLUDING BEAMS SHOWN ON FRAME ELEVATIONS, WITH DECKING AND CONCRETE FILL FOR WHICH SHEAR STUDS ARE NOT SPECIFIED SHALL HAVE A MINIMUM OF ONE SHEAR STUD AT 12" ON CENTER UNLESS NOTED OTHERWISE.
5. FOR SLOPING MEMBERS, THE TOP OF STEEL ELEVATIONS AT THE LOW AND HIGH POINTS SHALL COINCIDE WITH THE TOP OF STEEL ELEVATIONS OF THE MEMBERS THEY FRAME TO AT THESE LOCATIONS, UNLESS NOTED OTHERWISE.
6. CAMBERS INDICATED FOR MEMBERS ARE UPWARD. DOWNWARD CAMBERS ARE GIVEN AS NEGATIVE.
7. ALL CONNECTIONS SHALL BE COMPLETED PRIOR TO CASTING SLABS.

OPEN WEB STEEL JOISTS

1. OPEN WEB STEEL JOIST (OWSJ) MEMBERS TO COMPLY WITH STEEL JOIST INSTITUTE'S "STANDARD SPECIFICATIONS, LOAD TABLES AND WEIGHT TABLES FOR STEEL JOISTS AND JOIST GIRDERS."
2. MANUFACTURE STEEL JOISTS OF TYPE INDICATED ACCORDING TO "STANDARD SPECIFICATION FOR OPEN WEB STEEL JOISTS, K-SERIES" IN SJI'S "SPECIFICATIONS," WITH STEEL-ANGLE TOP- AND BOTTOM-CHORD MEMBERS, UNDERSLUNG ENDS, AND PARALLEL TOP CHORD.
3. PROVIDE JOISTS AND CONNECTIONS CAPABLE OF WITHSTANDING DESIGN LOADS INDICATED ON DRAWINGS.

TIMBER

1. WOOD MATERIALS SHALL BE "FSC CERTIFIED" PRODUCTS WHICH HAVE BEEN HARVESTED IN ACCORDANCE WITH FSC INTERNATIONAL PRINCIPLES AND CRITIERA FOR WELL-MANAGED FORESTS DEVELOPED BY THE FOREST STEWARDSHIP COUNCIL (FSC).
2. MATERIALS AND WORKMANSHIP SHALL BE IN ACCORDANCE WITH PROJECT CODES(S) AND STANDARD(S).
3. ALL EXPOSED GLULAM AND LVL SHALL BE ARCHITECTURAL GRADE
4. GLULAM PROPERTIES (24F-V4 DF/DF), MINIMUM AS FOLLOWS:
   F_{bx}^{+} = 2400 PSI
   F_{bx}^{-} = 1850 PSI (USE BALANCED LAYUP AT CANTILEVERED BEAMS)
   F_{cpx} = 650 PSI
   F_{vx} = 265 PSI
   E_x = $1.8X10^6$ PSI
   $E_{x.MIN}$ = $0.95X10^6$ PSI
   F_t = 1100 PSI
   F_c = 1650 PSI
   G = 0.43
5. GLULAM PROPERTIES (24F-V8 DF/DF), MINIMUM AS FOLLOWS:
   F_{bx}^{+} = 2400 PSI
   F_{bx}^{-} = 2400 PSI (USE BALANCED LAYUP AT CANTILEVERED BEAMS)
   F_{cpx} = 650 PSI
   F_{vx} = 265 PSI
   E_x = $1.8X10^6$ PSI
   $E_{x.MIN}$ = $0.95X10^6$ PSI
   F_t = 1100 PSI
   F_c = 1650 PSI
   G = 0.43
6. LVL PROPERTIES (MICROLLAM 2.0E), MINIMUM AS FOLLOWS:
   F_{bx} = 2600 PSI
   F_{cpx} = 750 PSI
   F_{vx} = 285 PSI
   E_x = $2.0X10^6$ PSI
   $E_{x.MIN}$ = $1.016535X10^6$ PSI
   F_t = 1895 PSI
   F_c = 2510 PSI
7. ALL SAWN MEMBERS TO BE SELECT STRUCTURAL GRADE U.NO.
8. ALL DETAILING, FABRICATION AND ERECTION SHALL CONFORM TO PROJECT CODE(S). PROVIDE CHECKED SHOP FABRICATION AND ERECTION DRAWINGS FOR REVIEW PRIOR TO FABRICATION.
9. ALL SAWN LUMBER SHALL BE STRESS GRADED DOUGLAS FIR LARCH, UNLESS OTHERWISE NOTED. ALL 2x STUDS SHALL BE STRESS GRADED DOUGLAS FIR LARCH. PROVIDE AIR DRY LUMBER WITH 19% MAXIMUM MOISTURE CONTENT.
10. ALL WOOD IN DIRECT CONTACT WITH THE GROUND, CONCRETE OR MASONRY SHALL BE TREATED WITH A PRESERVATIVE. ALL FASTENERS TO BE HOT-DIPPED GALVANIZED OR STAINLESS STEEL.
11. ALL JOISTS AND RAFTERS SHALL BE BLOCKED AT SUPPORTS AND AT 8'-0" ON CENTER WITH 1X4 WOOD CROSS BRIDGING, SOLID 2X BLOCKING 2" SHALLOWER THAN JOISTS OR APPROVED METAL CROSS BRIDGING. BLOCKING AT ENDS MAY BE OMITTED WHERE JOISTS HANGERS APPROVED FOR USE WITHOUT SOLID BLOCKING ARE USED.
12. A DOUBLE PLATE MADE OF TWO MEMBERS OF THE SAME SIZE AS THE STUDS SHALL BE PLACED AT THE TOP OF EVERY BEARING PARTITION OR EXTERIOR WALL. SUCH DOUBLE PLATES SHALL BE LAPPED AT CORNER AND SPLICE JOINTS. THE UPPER AND LOWER MEMBERS AT SPLICE JOINTS SHALL BE AT LEAST FOUR FEET APART, SEE TYPICAL DETAILS.
13. SHEAR WALLS AND BEARING PARTITIONS SHALL BE FRAMED OF 2x6 STUDS AT 16" ON CENTER, UNLESS NOTED OTHERWISE. PROVIDE 2x SOLID BLOCKING AT MID HEIGHT OF STUD WALL (8'-0" MAX.)
14. USE DOUBLE STUDS OR 4x6 POSTS UNDER DOUBLE JOISTS OR 6x6 BEAMS, UNLESS OTHERWISE NOTED ON FRAMING PLANS.
15. ALL NAILING SHALL BE DONE WITH COMMON NAILS. NAILING FOR DIAPHRAGMS AND ALL SHEAR WALLS SHALL BE INSPECTED BY THE INSPECTOR OF RECORD PRIOR TO COVERING.
16. ALL BOLTS IN WOOD SHALL BE UNFINISHED BOLTS CONFORMING TO ASTM A-307, UNLESS NOTED OTHERWISE. HOLES SHALL NOT BE MORE THAN 1/16" LARGER THAN THE BOLT DIAMETER. PROVIDE PLATE WASHERS AT ALL BOLTS.
17. SUBMIT PRODUCT DATA FOR GLUE-LAMINATED TIMBER (GLULAM), INCLUDING DATA ON LUMBER, ADHESIVES, FABRICATION AND PROTECTION. FOR PRESERVATIVE-TREATED WOOD INCLUDE CHEMICAL TREATMENT MANUFACTURER'S WRITTEN INSTRUCTIONS FOR HANDLING, STORING, INSTALLING AND FINISHING TREATED MATERIAL. PROVID SHOP DRAWINGS FOR GLULAM SYSTEM AND FULL DIMENSIONS OF EACH MEMBER, INDICATING SPECIES AND LAMINATING COMBINATION. INCLUDE LARGE-SCALE DETAILS OF CONNECTIONS. NO HOLES OR NOTCHES IN GLULAM ARE PERMITTED WITHOUT REVIEW AND APPROVAL BY ENGINEER.
18. ALL SPECIFIED ENGINEERED WOOD PRODUCTS SHALL HAVE A CURRENT ICC-ES CODE EVALUATION REPORT WITH LISTED DESIGN PROPERTIES EQUIVALENT OR GREATER THAN SPECIFIED PRODUCTS.
    A. ALL I JOISTS SHALL BE MANUFACTURED WITH LVL FLANGE MATERIAL. WEB MATERIAL SHALL BE EQUIVALENT TO OSB AND STRUCTURAL, EXTERIOR-TYPE ADEHSIVES.
    B. ALL LVL SHALL BE MANUFACTURED WITH EXTERIOR-TYPE ADHESIVES.
    C. SUBMIT PRODUCT DATA FOR EACH TYPE OF PRODUCT, INCLUDING DATA ON LUMBER, ADHESIVES, FABRICATION AND PROTECTION
    D. SUBMIT SHOP DRAWINGS INDICATING LAYOUT AND DETAIL NECESSARY FOR DETERMINING FIT AND PLACEMENT IN THE BUILDING.
    E. HOLES ARE NOT PERMITTED IN LVL OR I-JOISTS WITHOUT REVIEW AND APPROVAL BY ENGINEER.
19. PLYWOOD SHALL BE INTERIOR TYPE WITH EXTERIOR GLUE CONFORMING TO PSI-74 OF GRADE CALLED FOR BELOW AND LAID WITH FACE GRAIN PERPENDICULAR TO SUPPORTS. USE COMMON NAILS.
    A. ROOF AND FLOOR SHEATHING SHALL BE 3/4" PLYWOOD. STRUCT. I (STD.) NAILED WITH 10d NAILS AT 4" ON CENTER AT ALL DIAPHRAGM AND WALL BOUNDARIES. CONTINUOUS PANEL EDGES ARE BLOCKED, 10d NAILS AT 6" ON CENTER AT PLYWOOD PANEL EDGES AND 10d NAILS AT 12" ON CENTER TO INTERMEDIATE SUPPORTS. INDEX #48/24.
    B. PLYWOOD SHEATHING SHALL BE INSPECTED AND APPROVED BY THE INSPECTOR OF RECORD PRIOR TO COVERING WITH ROOFING MATERIAL.
    C. SOLID BLOCKING AT EDGES ARE REQUIRED FOR PLYWOOD ONLY WHERE CALLED FOR ON DRAWINGS.

Owner
Storm King Art Center
1 Museum Road
New Windsor, NY 12553
+1 (845) 534-3115

Design Architect
heneghan peng architects
14-16 Lord Edward Street
Dublin, D02 YC63
+353 1 633 9000

Executive Architect
WXY Architecture + Urban Design
224 Centre Street, 5th Floor
New York, NY 10013
+1 (212) 219-1953

Landscape Architect
Gustafson Porter + Bowman
1 Cobham Mews
London, MW1 9SB
+44 020 7284 8950

Reed Hilderbrand LLC
33 Whitney Avenue, 3rd Floor
New Haven, CT 06510
+1 (617) 923-2422

Structural & Lighting
ARUP
77 Water Street
New York, NY 10005
+1 (212) 896-3000

MEPF & IT
BuroHappold
100 Broadway #23
New York, NY 10005
+1 (212) 616-0228

Civil
VHB
100 Great Oaks Blvd., Suite 118
Albany, NY 12203
+1 (518) 389-3606

AV & Acoustics
LSTN Consultants
76 Beaver Street, 2nd Floor
New York, NY 10005
+1 (347) 788-0810

Facade
Front Inc.
100 E. Broadway Street, #501
New York, NY 10002
+1 (212) 242-2220

Key Plan

Description	Date
Filing Set	06/17/22

Project

Storm King Art Center

Welcome Pavilions

Seal

NOT FOR CONSTRUCTION

Drawing Title

Structural General Notes, Sheet 2

Date	06/17/22
Scale	NTS
Drawing Number	S-W-003
Sheet Size	ARCH D

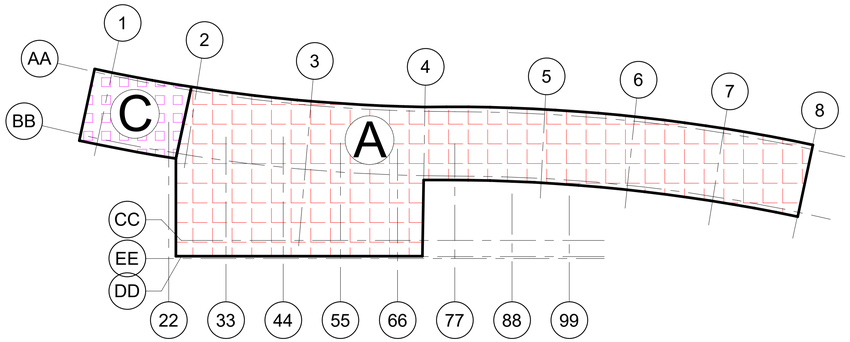

1 GROUND LEVEL
1" = 10'-0"

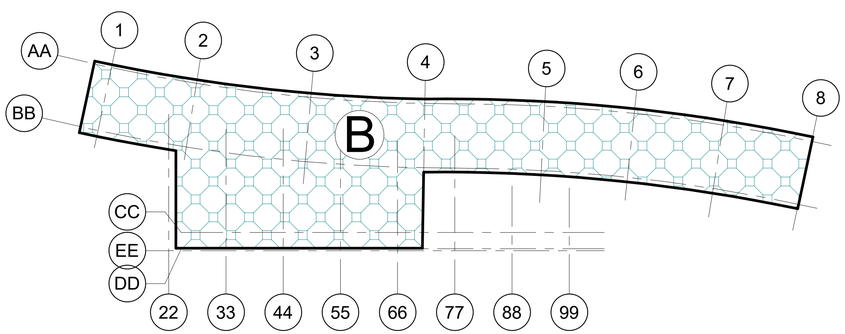

2 ROOF LEVEL
1" = 10'-0"

AREA	A	B	C
DESCRIPTION	GROUND	ROOF	MECHANICAL
TOTAL DEAD LOAD (PSF)	20	21 (3)	25
LIVE LOAD (PSF)	65	20	75
SNOW LOAD (PSF)	-	21 (2)	-

NOTES:
1. TIMBER SELF WEIGHT INCLUDED IN TOTAL DEAL LOAD ALLOWANCE
2. ADDT'L SNOW DRIFT LOAD ACCOUNTED FOR PER ASCE 07-16 REQUIREMENTS
3. ADDT'L 15PSF LOAD ALLOWANCE AT PV PANELS. SEE ARCH FOR LOCATIONS

Owner
Storm King Art Center
1 Museum Road
New Windsor, NY 12553
+1 (845) 534-3115

Design Architect
heneghan peng architects
14-16 Lord Edward Street
Dublin, D02 YC63
+353 1 633 9000

Executive Architect
WXY Architecture + Urban Design
224 Centre Street, 5th Floor
New York, NY 10013
+1 (212) 219-1953

Landscape Architect
Gustafson Porter + Bowman
1 Cobham Mews
London, MW1 9SB
+44 020 7284 8950

Reed Hilderbrand LLC
33 Whitney Avenue, 3rd Floor
New Haven, CT 06510
+1 (617) 923-2422

Structural & Lighting
ARUP
77 Water Street
New York, NY 10005
+1 (212) 896-3000

MEPF & IT
BuroHappold
100 Broadway #23
New York, NY 10005
+1 (212) 616-0228

Civil
VHB
100 Great Oaks Blvd., Suite 118
Albany, NY 12203
+1 (518) 389-3606

AV & Acoustics
LSTN Consultants
76 Beaver Street, 2nd Floor
New York, NY 10005
+1 (347) 788-0810

Facade
Front Inc.
100 E. Broadway Street, #501
New York, NY 10002
+1 (212) 242-2220

Key Plan

Description	Date
Filing Set	06/17/22

Project

Storm King Art Center

Welcome Pavilions

Seal

NOT FOR CONSTRUCTION

Drawing Title

Restroom Loading Plan

Date	06/17/22
Scale	1" = 10' - 0"
Drawing Number	S-W-011
Sheet Size	ARCH D

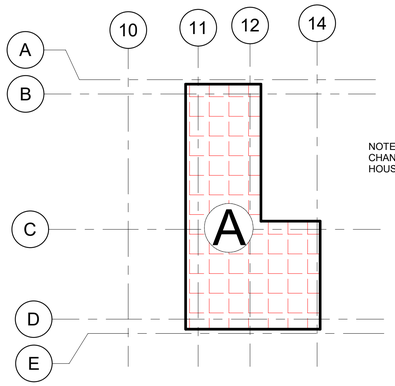

NOTE: NO LOADING OR OCCUPANCY CHANGE OF EXISTING SCANDRETT HOUSE ASSUMED.

1 GROUND LEVEL
1" = 10'-0"

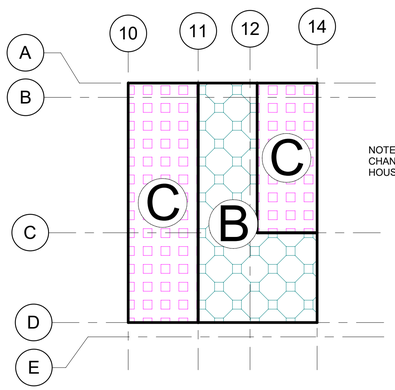

NOTE: NO LOADING OR OCCUPANCY CHANGE OF EXISTING SCANDRETT HOUSE ASSUMED.

2 SECOND LEVEL
1" = 10'-0"

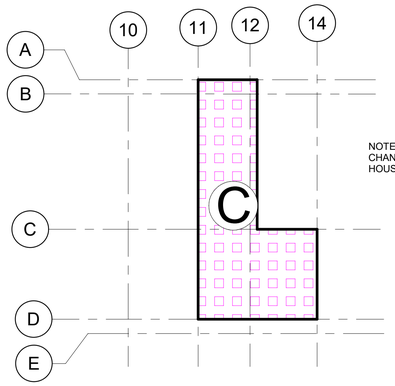

NOTE: NO LOADING OR OCCUPANCY CHANGE OF EXISTING SCANDRETT HOUSE ASSUMED.

3 ROOF LEVEL
1" = 10'-0"

AREA	A	B	C
DESCRIPTION	GROUND	LEVEL 2	ROOF
TOTAL DEAD LOAD (PSF)	20	35	25
LIVE LOAD (PSF)	65	65	20
SNOW LOAD (PSF)	-	-	23(2)

NOTE:
1. TIMBER SELF WEIGHT INCLUDED IN TOTAL DEAL LOAD ALLOWANCE
2. ADDT'L SNOW DRIFT LOADS ACCOUNTED FOR PER ASCE 07-16 REQUIREMENTS

Owner
Storm King Art Center
1 Museum Road
New Windsor, NY 12553
+1 (845) 534-3115

Design Architect
heneghan peng architects
14-16 Lord Edward Street
Dublin, D02 YC63
+353 1 633 9000

Executive Architect
WXY Architecture + Urban Design
224 Centre Street, 5th Floor
New York, NY 10013
+1 (212) 219-1953

Landscape Architect
Gustafson Porter + Bowman
1 Cobham Mews
London, MW1 9SB
+44 020 7284 8950

Reed Hilderbrand LLC
33 Whitney Avenue, 3rd Floor
New Haven, CT 06510
+1 (617) 923-2422

Structural & Lighting
ARUP
77 Water Street
New York, NY 10005
+1 (212) 896-3000

MEPF & IT
BuroHappold
100 Broadway #23
New York, NY 10005
+1 (212) 616-0228

Civil
VHB
100 Great Oaks Blvd., Suite 118
Albany, NY 12203
+1 (518) 389-3606

AV & Acoustics
LSTN Consultants
76 Beaver Street, 2nd Floor
New York, NY 10005
+1 (347) 788-0810

Facade
Front Inc.
100 E. Broadway Street, #501
New York, NY 10002
+1 (212) 242-2220

Key Plan

Description	Date
Filing Set	06/17/22

Project

Storm King Art Center

Welcome Pavilions

Seal

NOT FOR CONSTRUCTION

Drawing Title

Ticketing Loading Plan

Date	06/17/22
Scale	1" = 10' - 0"
Drawing Number	S-W-021
Sheet Size	ARCH D

AREA	A	B
DESCRIPTION	GROUND	ROOF
TOTAL DEAD LOAD (PSF)	20	20
LIVE LOAD (PSF)	65	20
SNOW LOAD (PSF)	-	23 (2)

NOTE:
1. TIMBER SELF WEIGHT INCLUDED IN TOTAL DEAL LOAD ALLOWANCE
2. UNBALANCED SNOW LOADING ACCOUNTED FOR PER ASCE 07-16 REQ'S

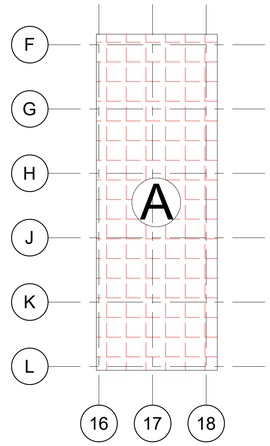

1 GROUND LEVEL
1" = 10'-0"

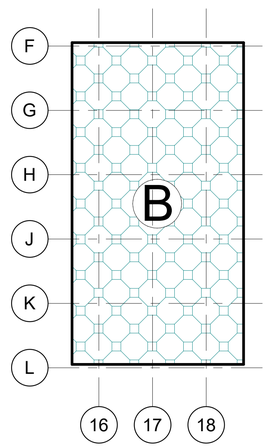

2 ROOF LEVEL
1" = 10'-0"

Owner
Storm King Art Center
1 Museum Road
New Windsor, NY 12553
+1 (845) 534-3115

Design Architect
heneghan peng architects
14-16 Lord Edward Street
Dublin, D02 YC63
+353 1 633 9000

Executive Architect
WXY Architecture + Urban Design
224 Centre Street, 5th Floor
New York, NY 10013
+1 (212) 219-1953

Landscape Architect
Gustafson Porter + Bowman
1 Cobham Mews
London, MW1 9SB
+44 020 7284 8950

Reed Hilderbrand LLC
33 Whitney Avenue, 3rd Floor
New Haven, CT 06510
+1 (617) 923-2422

Structural & Lighting
ARUP
77 Water Street
New York, NY 10005
+1 (212) 896-3000

MEPF & IT
BuroHappold
100 Broadway #23
New York, NY 10005
+1 (212) 616-0228

Civil
VHB
100 Great Oaks Blvd., Suite 118
Albany, NY 12203
+1 (518) 389-3606

AV & Acoustics
LSTN Consultants
76 Beaver Street, 2nd Floor
New York, NY 10005
+1 (347) 788-0810

Facade
Front Inc.
100 E. Broadway Street, #501
New York, NY 10002
+1 (212) 242-2220

Key Plan

Description	Date
Filing Set	06/17/22

Project

Storm King Art Center

Welcome Pavilions

Seal

NOT FOR CONSTRUCTION

Drawing Title

Canopy Loading Plan

Date	06/17/22
Scale	1" = 10' - 0"
Drawing Number	S-W-031
Sheet Size	ARCH D

NOTES:
1. FOR GENERAL NOTES AND LOADING DIAGRAMS, REFER TO DRAWINGS S-W-0XX SERIES.
2. FOR TYPICAL DETAILS, REFER TO DRAWINGS S-W-7XX SERIES.
3. ALL FTGS 2'-0" THICK U.N.O.
4. B/FTG AT -3'-6" BELOW FINISHED GRADE U.N.O.
5. PROVIDE #4 @ 12 EW AT SOG TYP
6. REFER TO LANDSCAPE ARCH DWGS FOR FINISH REQUIREMENTS OF SOG.
7. AT CMU WALLS, PROVIDE VERT BARS @16" OC IN GROUTED CELLS, ANCHORED INTO FOUNDATIONS. AT BATHROOM BUILDING, BARS TO BE #4. AT TICKETING BUILDING, BARS TO BE #5. MAX WALL HEIGHT = 3'.
8. AT CMU WALLS, PROVIDE VERT BARS @16" OC IN GROUTED CELLS, ANCHORED INTO FOUNDATIONS. AT BATHROOM BUILDING, BARS TO BE #4. AT TICKETING BUILDING, BARS TO BE #5. MAX WALL HEIGHT = 3'.

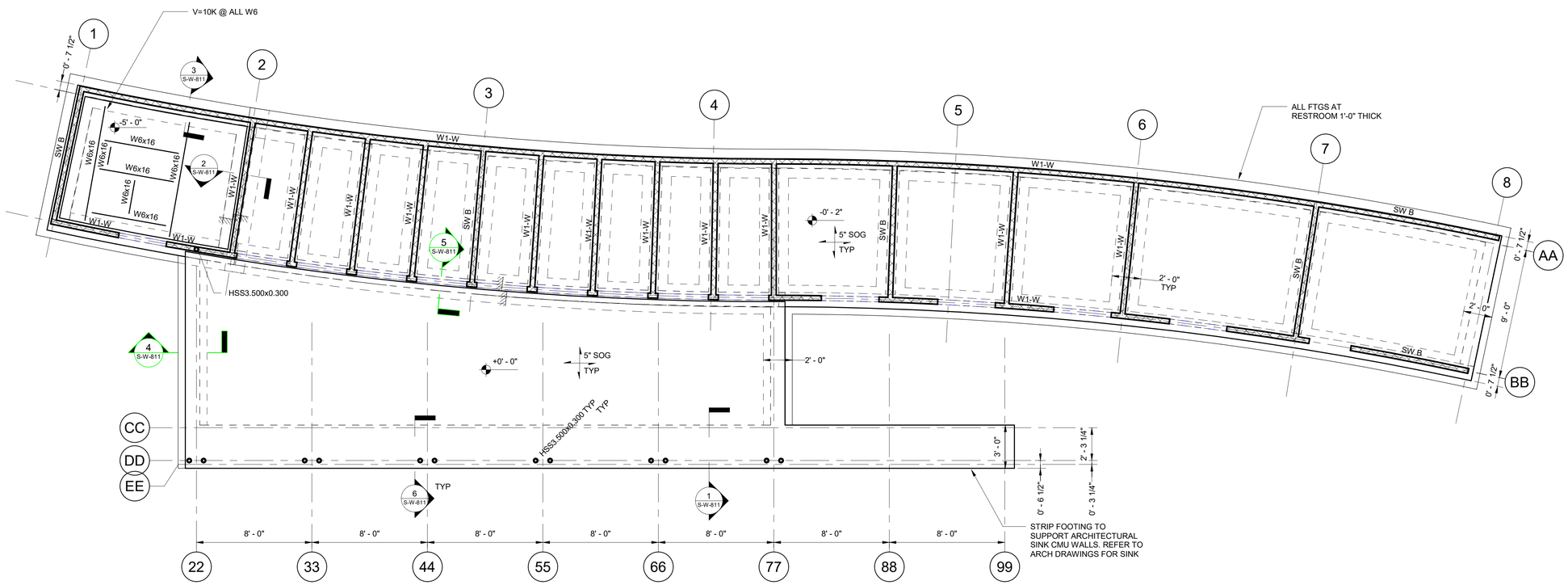

Owner
Storm King Art Center
1 Museum Road
New Windsor, NY 12553
+1 (845) 534-3115

Design Architect
heneghan peng architects
14-16 Lord Edward Street
Dublin, D02 YC63
+353 1 633 9000

Executive Architect
WXY Architecture + Urban Design
224 Centre Street, 5th Floor
New York, NY 10013
+1 (212) 219-1953

Landscape Architect
Gustafson Porter + Bowman
1 Cobham Mews
London, MW1 9SB
+44 020 7284 8950

Reed Hilderbrand LLC
33 Whitney Avenue, 3rd Floor
New Haven, CT 06510
+1 (617) 923-2422

Structural & Lighting
ARUP
77 Water Street
New York, NY 10005
+1 (212) 896-3000

MEPF & IT
BuroHappold
100 Broadway #23
New York, NY 10005
+1 (212) 616-0228

Civil
VHB
100 Great Oaks Blvd., Suite 118
Albany, NY 12203
+1 (518) 389-3606

AV & Acoustics
LSTN Consultants
76 Beaver Street, 2nd Floor
New York, NY 10005
+1 (347) 788-0810

Facade
Front Inc.
100 E. Broadway Street, #501
New York, NY 10002
+1 (212) 242-2220

Key Plan

Description	Date
Filing Set	06/17/22

Project

Storm King Art Center

Welcome Pavilions

Seal

NOT FOR CONSTRUCTION

Drawing Title

Restroom Foundation Plan, Ground Level

Date	06/17/22
Scale	1/4" = 1' - 0"
Drawing Number	S-W-111
Sheet Size	ARCH D

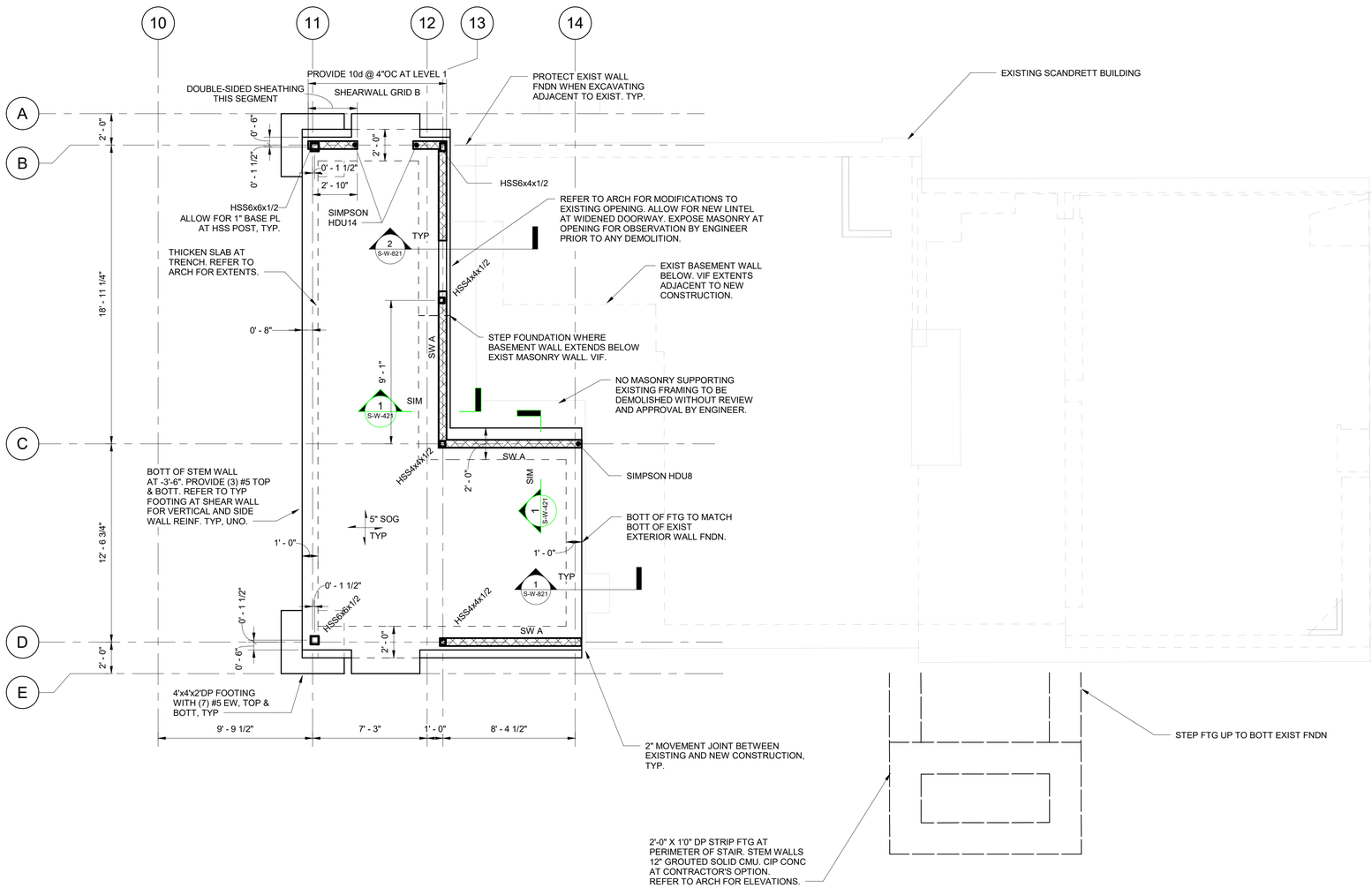

NOTES:

1. FOR GENERAL NOTES AND LOADING DIAGRAMS, REFER TO DRAWINGS S-W-0XX SERIES.
2. FOR TYPICAL DETAILS, REFER TO DRAWINGS S-W-7XX SERIES.
3. ALL FTGS 2'-0" THICK U.N.O.
4. B/FTG AT -3'-6" BELOW FINISHED GRADE U.N.O.
5. PROVIDE #4 @ 12 EW AT SOG TYP
6. WHERE HSS LOCATED AT SHEARWALL END, HSS TO ACT AS HOLDDOWN AND TYPICAL HD MAY BE OMITTED. BOLT END WALL STUDS TO HSS FULL HEIGHT.
7. CONTRACTOR SHALL PROVIDE FOR THE INSTALLATION AND DESIGN OF ALL CRIBBING, SHEATHING AND SHORIGN REQUIRED TO SAFELY AND ADEQUATELY RETAIN EXCAVATIONS, EARTH BANKS AND SUPPORT ANY EXISTING STRUCTURES.
8. EXISTING ADJACENT FOOTINGS SHALL NOT BE UNDERMINED BY EXCAVATION OR NEW CONSTRUCTION.
9. AT CMU WALLS, PROVIDE VERT BARS @16" OC IN GROUTED CELLS, ANCHORED INTO FOUNDATIONS. AT BATHROOM BUILDING, BARS TO BE #4. AT TICKETING BUILDING, BARS TO BE #5. MAX WALL HEIGHT = 3'.

Owner
Storm King Art Center
1 Museum Road
New Windsor, NY 12553
+1 (845) 534-3115

Design Architect
heneghan peng architects
14-16 Lord Edward Street
Dublin, D02 YC63
+353 1 633 9000

Executive Architect
WXY Architecture + Urban Design
224 Centre Street, 5th Floor
New York, NY 10013
+1 (212) 219-1953

Landscape Architect
Gustafson Porter + Bowman
1 Cobham Mews
London, MW1 9SB
+44 020 7284 8950

Reed Hilderbrand LLC
33 Whitney Avenue, 3rd Floor
New Haven, CT 06510
+1 (617) 923-2422

Structural & Lighting
ARUP
77 Water Street
New York, NY 10005
+1 (212) 896-3000

MEPF & IT
BuroHappold
100 Broadway #23
New York, NY 10005
+1 (212) 616-0228

Civil
VHB
100 Great Oaks Blvd., Suite 118
Albany, NY 12203
+1 (518) 389-3606

AV & Acoustics
LSTN Consultants
76 Beaver Street, 2nd Floor
New York, NY 10005
+1 (347) 788-0810

Facade
Front Inc.
100 E. Broadway Street, #501
New York, NY 10002
+1 (212) 242-2220

Key Plan

Description	Date
Filing Set	06/17/22

Project

Storm King Art Center

Welcome Pavilions

Seal

NOT FOR CONSTRUCTION

Drawing Title

Ticketing Foundation Plan, Ground Level

Date	06/17/22
Scale	1/4" = 1' - 0"
Drawing Number	S-W-121
Sheet Size	ARCH D

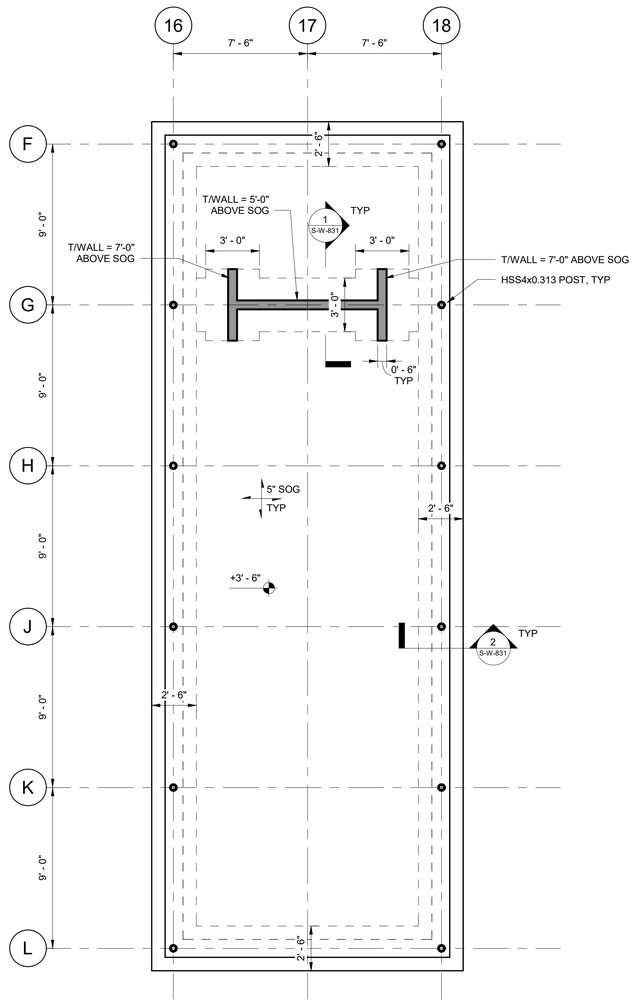

NOTES:

1. FOR GENERAL NOTES AND LOADING DIAGRAMS, REFER TO DRAWINGS S-W-0XX SERIES.
2. FOR TYPICAL DETAILS, REFER TO DRAWINGS S-W-7XX SERIES.
3. ALL FTGS 2'-0" THICK U.N.O.
4. B/FTG AT -3'-6" BELOW FINISHED GRADE U.N.O.
5. PROVIDE #4 @ 12 EW AT SOG TYP
6. REFER TO LANDSCAPE ARCH DWGS FOR FINISH REQUIREMENTS OF SOG.
7. AT CMU WALLS, PROVIDE VERT BARS @16" OC IN GROUTED CELLS, ANCHORED INTO FOUNDATIONS. AT BATHROOM BUILDING, BARS TO BE #4. AT TICKETING BUILDING, BARS TO BE #5. MAX WALL HEIGHT = 3'.
8. AT CMU WALLS, PROVIDE VERT BARS @16" OC IN GROUTED CELLS, ANCHORED INTO FOUNDATIONS. AT BATHROOM BUILDING, BARS TO BE #4. AT TICKETING BUILDING, BARS TO BE #5. MAX WALL HEIGHT = 3'.

Owner
Storm King Art Center
1 Museum Road
New Windsor, NY 12553
+1 (845) 534-3115

Design Architect
heneghan peng architects
14-16 Lord Edward Street
Dublin, D02 YC63
+353 1 633 9000

Executive Architect
WXY Architecture + Urban Design
224 Centre Street, 5th Floor
New York, NY 10013
+1 (212) 219-1953

Landscape Architect
Gustafson Porter + Bowman
1 Cobham Mews
London, MW1 9SB
+44 020 7284 8950

Reed Hilderbrand LLC
33 Whitney Avenue, 3rd Floor
New Haven, CT 06510
+1 (617) 923-2422

Structural & Lighting
ARUP
77 Water Street
New York, NY 10005
+1 (212) 896-3000

MEPF & IT
BuroHappold
100 Broadway #23
New York, NY 10005
+1 (212) 616-0228

Civil
VHB
100 Great Oaks Blvd., Suite 118
Albany, NY 12203
+1 (518) 389-3606

AV & Acoustics
LSTN Consultants
76 Beaver Street, 2nd Floor
New York, NY 10005
+1 (347) 788-0810

Facade
Front Inc.
100 E. Broadway Street, #501
New York, NY 10002
+1 (212) 242-2220

Key Plan

Description	Date
Filing Set	06/17/22

Project

Storm King Art Center

Welcome Pavilions

Seal

NOT FOR CONSTRUCTION

Drawing Title

Canopy Foundation Plan, Ground Level

Date	06/17/22
Scale	1/4" = 1' - 0"
Drawing Number	S-W-131
Sheet Size	ARCH D

NOTES:
1. FOR GENERAL NOTES AND LOADING DIAGRAMS, REFER TO DRAWINGS S-W-0XX SERIES.
2. FOR TYPICAL DETAILS, REFER TO DRAWINGS S-W-7XX SERIES.
3. TOP OF BEAM ELEV IS BOT OF PLYWOOD SHEATHING U.N.O. OFFSET FROM TYPICAL TOP OF BEAM IS NOTED AS (EL=+X'-X")
4. 1/2" PLYWOOD ROOF SHEATHING U.N.O.
5. ADJUST JOIST SPACING TO ACCOMODATE SKYLIGHTS.
6. W1-W INDICATES 2X4 BEARING WALL. REFER TO TYP DETAILS.
7. PROVIDE MARINE-GRADE PLYWOOD SHEATHING AT CANOPY.
8. COORDINATE FLOOR AND ROOF OPENINGS WITH ARCHITECTURAL AND SERVICES DWGS. ALLOW FOR TRIMMING FRAMING AT OPENINGS > 6".

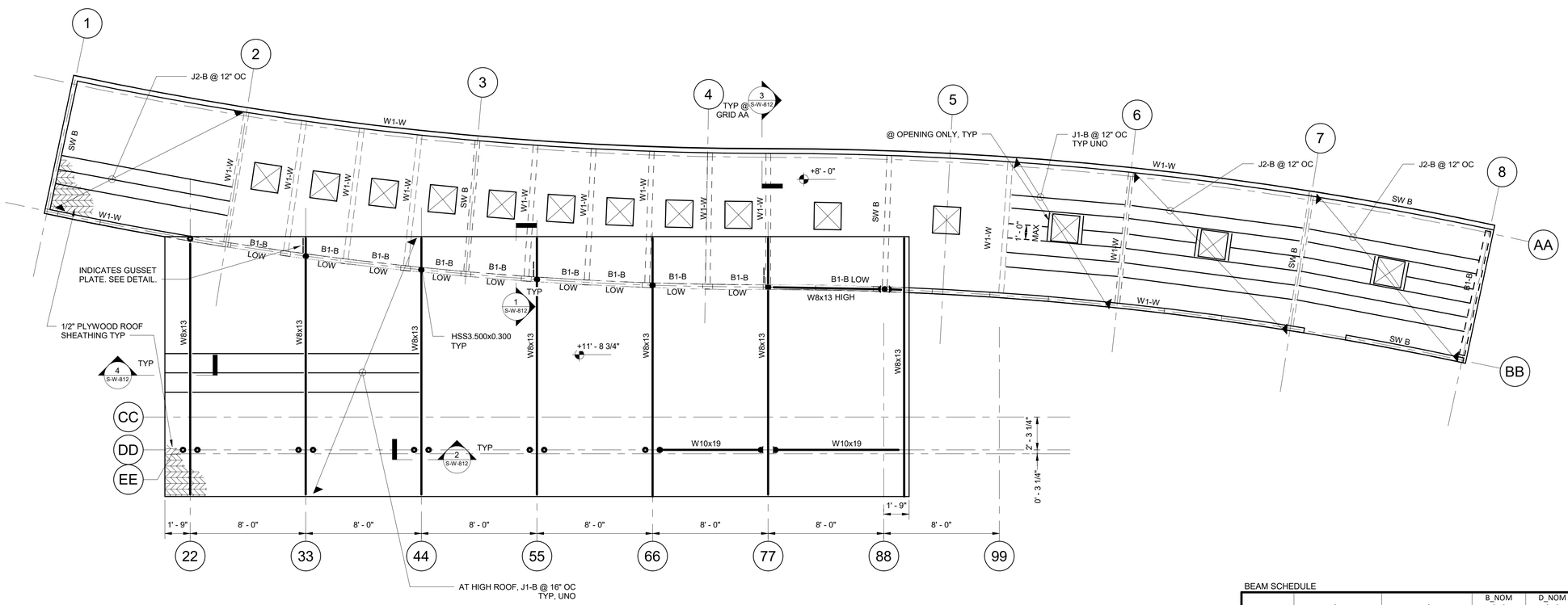

BEAM SCHEDULE

MARK	TYPE/GRADE	SPECIES/ GRADE	B_NOM [IN]	D_NOM [IN]	COMMENTS
B1-B	SAWN LUMBER	DOUGLAS FIR LARCH	5	8	
B1-C	SAWN LUMBER	DOUGLAS FIR LARCH	6	10	
B2-C	SAWN LUMBER	DOUGLAS FIR LARCH	4	4	
B3-C	SAWN LUMBER	DOUGLAS FIR LARCH	4	4	
B4-C	SAWN LUMBER	DOUGLAS FIR LARCH	4	4	

JOIST SCHEDULE

MARK	TYPE/GRADE	SPECIES/GRADE	B_NOM [IN]	D_NOM [IN]	COMMENTS
J1-B	SAWN LUMBER	DOUGLAS FIR - LARCH	2	6	
J2-B	SAWN LUMBER	DOUGLAS FIR - LARCH	4	6	
J1-C	SAWN LUMBER	DOUGLAS FIR - LARCH	2	10	

Owner
Storm King Art Center
1 Museum Road
New Windsor, NY 12553
+1 (845) 534-3115

Design Architect
heneghan peng architects
14-16 Lord Edward Street
Dublin, D02 YC63
+353 1 633 9000

Executive Architect
WXY Architecture + Urban Design
224 Centre Street, 5th Floor
New York, NY 10013
+1 (212) 219-1953

Landscape Architect
Gustafson Porter + Bowman
1 Cobham Mews
London, MW1 9SB
+44 020 7284 8950

Reed Hilderbrand LLC
33 Whitney Avenue, 3rd Floor
New Haven, CT 06510
+1 (617) 923-2422

Structural & Lighting
ARUP
77 Water Street
New York, NY 10005
+1 (212) 896-3000

MEPF & IT
BuroHappold
100 Broadway #23
New York, NY 10005
+1 (212) 616-0228

Civil
VHB
100 Great Oaks Blvd., Suite 118
Albany, NY 12203
+1 (518) 389-3606

AV & Acoustics
LSTN Consultants
76 Beaver Street, 2nd Floor
New York, NY 10005
+1 (347) 788-0810

Facade
Front Inc.
100 E. Broadway Street, #501
New York, NY 10002
+1 (212) 242-2220

Key Plan

N

Description	Date
Filing Set	06/17/22

Project

Storm King Art Center

Welcome Pavilions

Seal

NOT FOR CONSTRUCTION

Drawing Title

Restroom Framing Plan, Roof Level

Date	06/17/22
Scale	1/4" = 1' - 0"
Drawing Number	S-W-311
Sheet Size	ARCH D

NOTES:
1. FOR GENERAL NOTES AND LOADING DIAGRAMS, REFER TO DRAWINGS S-W-0XX SERIES.
2. FOR TYPICAL DETAILS, REFER TO DRAWINGS S-W-7XX SERIES.
3. TOP OF STEEL BEAM ELEV IS 2.5" BELOW BOT OF PLYWOOD SHEATHING, U.N.O.
4. PLYWOOD FLOOR SHEATHING 3/4" PLYWOOD U.N.O. PLYWOOD ROOF SHEATHING 1/2" PLYWOOD U.N.O.
5. WHERE SHEARWALLS OCCUR ABOVE STEEL BEAMS, PROVIDE WELDED THREADED ROD TO TOP OF STEEL AT HOLDDOWN LOCATIONS. ALLOW FOR FULL DEPTH STIFFENER EA SIDE AT ROD LOCATION.
6. COORDINATE FLOOR AND ROOF OPENINGS WITH ARCHITECTURAL AND SERVICES DWGS. ALLOW FOR TRIMMING FRAMING AT OPENINGS > 6".

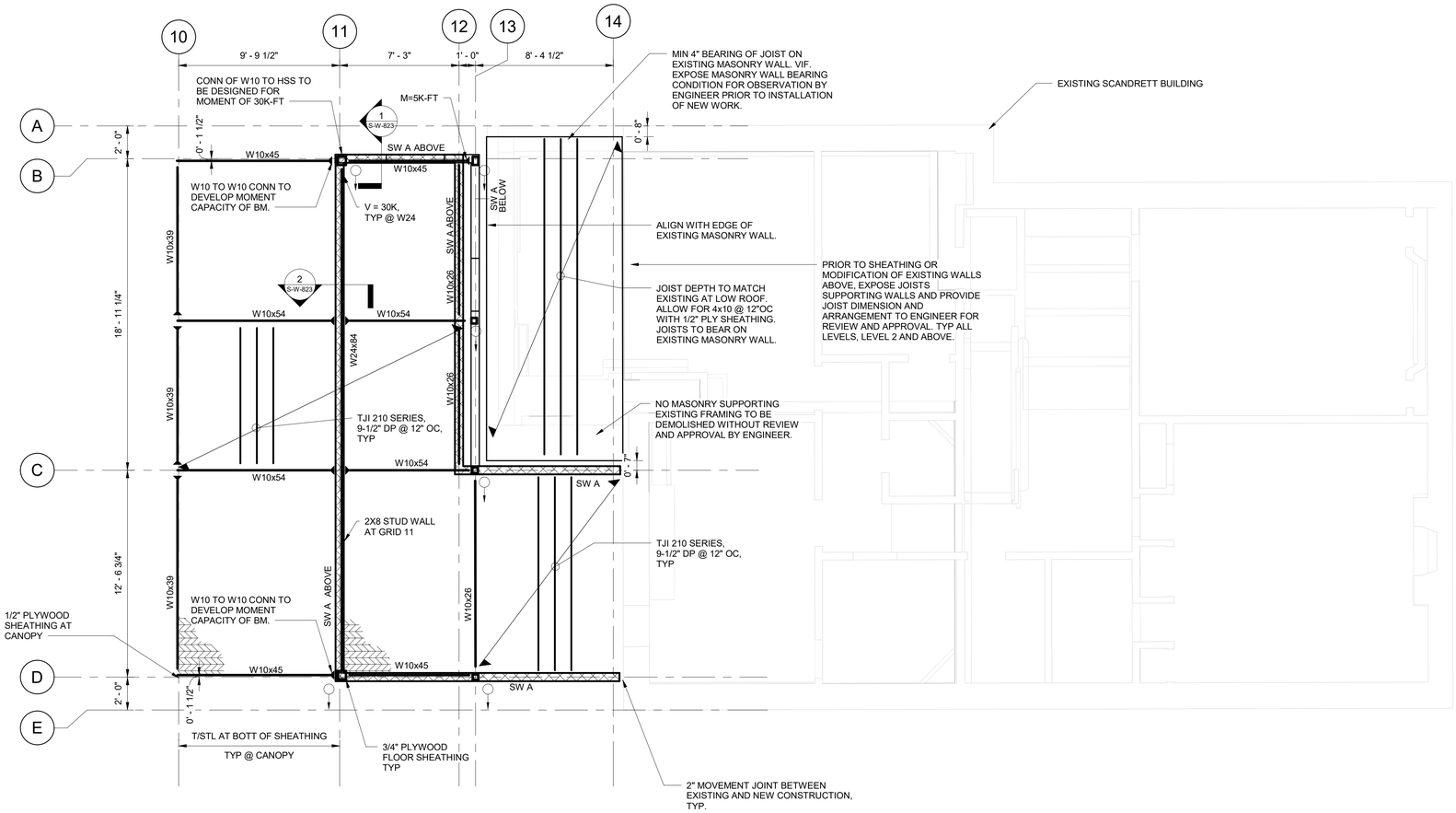

BEAM SCHEDULE

MARK	TYPE/GRADE	SPECIES/ GRADE	B_NOM [IN]	D_NOM [IN]	COMMENTS
B1-B	SAWN LUMBER	DOUGLAS FIR LARCH	5	8	
B1-C	SAWN LUMBER	DOUGLAS FIR LARCH	6	10	
B2-C	SAWN LUMBER	DOUGLAS FIR LARCH	4	4	
B3-C	SAWN LUMBER	DOUGLAS FIR LARCH	4	4	
B4-C	SAWN LUMBER	DOUGLAS FIR LARCH	4	4	

JOIST SCHEDULE

MARK	TYPE/GRADE	SPECIES/GRADE	B_NOM [IN]	D_NOM [IN]	COMMENTS
J1-B	SAWN LUMBER	DOUGLAS FIR - LARCH	2	6	
J2-B	SAWN LUMBER	DOUGLAS FIR - LARCH	4	6	
J1-C	SAWN LUMBER	DOUGLAS FIR - LARCH	2	10	

Owner
Storm King Art Center
1 Museum Road
New Windsor, NY 12553
+1 (845) 534-3115

Design Architect
heneghan peng architects
14-16 Lord Edward Street
Dublin, D02 YC63
+353 1 633 9000

Executive Architect
WXY Architecture + Urban Design
224 Centre Street, 5th Floor
New York, NY 10013
+1 (212) 219-1953

Landscape Architect
Gustafson Porter + Bowman
1 Cobham Mews
London, MW1 9SB
+44 020 7284 8950

Reed Hilderbrand LLC
33 Whitney Avenue, 3rd Floor
New Haven, CT 06510
+1 (617) 923-2422

Structural & Lighting
ARUP
77 Water Street
New York, NY 10005
+1 (212) 896-3000

MEPF & IT
BuroHappold
100 Broadway #23
New York, NY 10005
+1 (212) 616-0228

Civil
VHB
100 Great Oaks Blvd., Suite 118
Albany, NY 12203
+1 (518) 389-3606

AV & Acoustics
LSTN Consultants
76 Beaver Street, 2nd Floor
New York, NY 10005
+1 (347) 788-0810

Facade
Front Inc.
100 E. Broadway Street, #501
New York, NY 10002
+1 (212) 242-2220

Key Plan

Description	Date
Filing Set	06/17/22

Project

Storm King Art Center

Welcome Pavilions

Seal

NOT FOR CONSTRUCTION

Drawing Title

Ticketing Framing Plan, Second Level

Date	06/17/22
Scale	1/4" = 1' - 0"
Drawing Number	S-W-321
Sheet Size	ARCH D

NOTES:
1. FOR GENERAL NOTES AND LOADING DIAGRAMS, REFER TO DRAWINGS S-W-0XX SERIES.
2. FOR TYPICAL DETAILS, REFER TO DRAWINGS S-W-7XX SERIES.
3. TOP OF STEEL BEAM ELEV IS 2.5" BELOW BOT OF PLYWOOD SHEATHING, U.N.O.
4. PLYWOOD FLOOR SHEATHING 3/4" PLYWOOD U.N.O. PLYWOOD ROOF SHEATHING 1/2" PLYWOOD U.N.O.
5. WHERE SHEARWALLS OCCUR ABOVE STEEL BEAMS, PROVIDE WELDED THREADED ROD TO TOP OF STEEL AT HOLDDOWN LOCATIONS. ALLOW FOR FULL DEPTH STIFFENER EA SIDE AT ROD LOCATION.
6. COORDINATE FLOOR AND ROOF OPENINGS WITH ARCHITECTURAL AND SERVICES DWGS. ALLOW FOR TRIMMING FRAMING AT OPENINGS > 6".

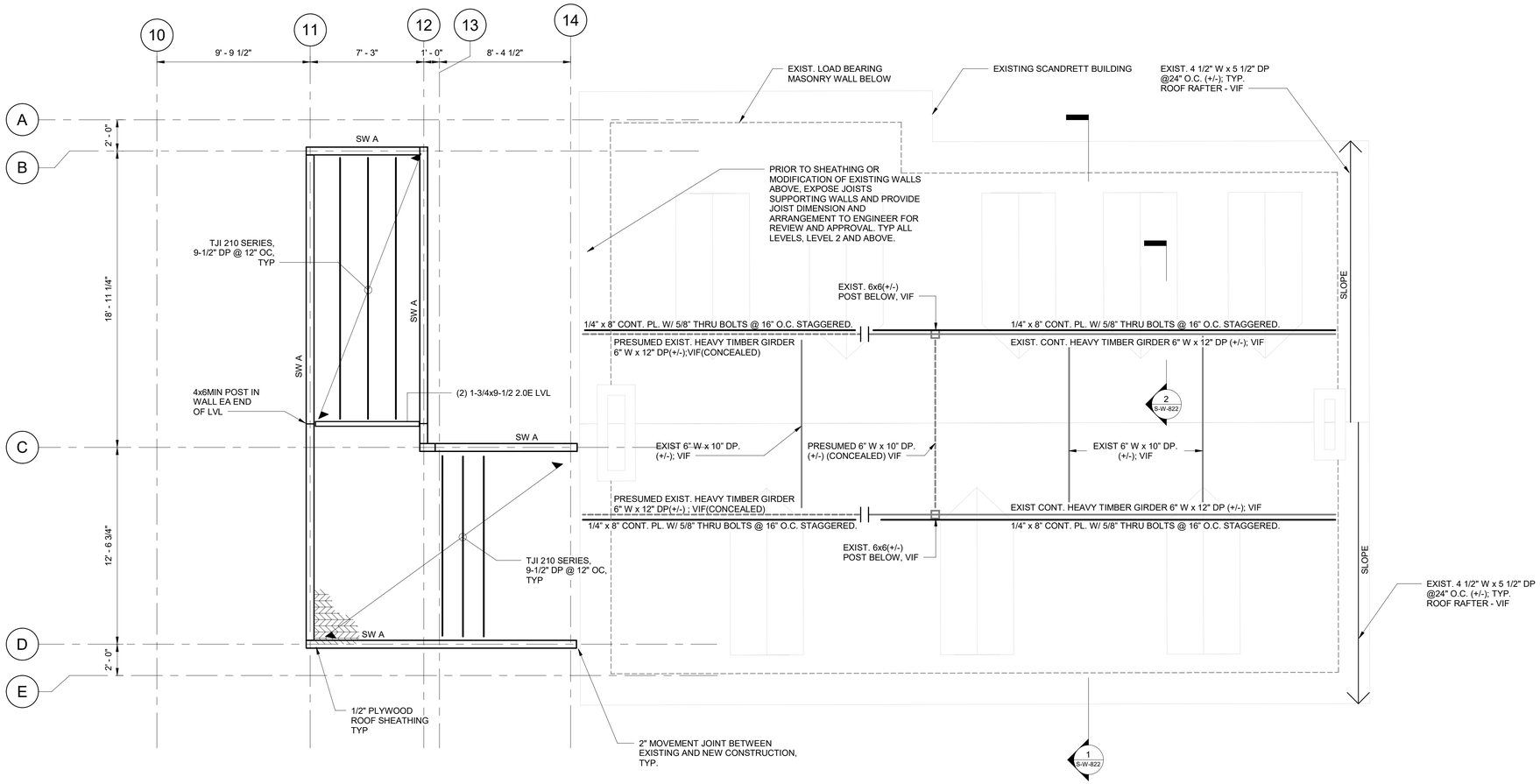

BEAM SCHEDULE

MARK	TYPE/GRADE	SPECIES/ GRADE	B_NOM [IN]	D_NOM [IN]	COMMENTS
B1-B	SAWN LUMBER	DOUGLAS FIR LARCH	5	8	
B1-C	SAWN LUMBER	DOUGLAS FIR LARCH	6	10	
B2-C	SAWN LUMBER	DOUGLAS FIR LARCH	4	4	
B3-C	SAWN LUMBER	DOUGLAS FIR LARCH	4	4	
B4-C	SAWN LUMBER	DOUGLAS FIR LARCH	4	4	

JOIST SCHEDULE

MARK	TYPE/GRADE	SPECIES/GRADE	B_NOM [IN]	D_NOM [IN]	COMMENTS
J1-B	SAWN LUMBER	DOUGLAS FIR - LARCH	2	6	
J2-B	SAWN LUMBER	DOUGLAS FIR - LARCH	4	6	
J1-C	SAWN LUMBER	DOUGLAS FIR - LARCH	2	10	

Owner
Storm King Art Center
1 Museum Road
New Windsor, NY 12553
+1 (845) 534-3115

Design Architect
heneghan peng architects
14-16 Lord Edward Street
Dublin, D02 YC63
+353 1 633 9000

Executive Architect
WXY Architecture + Urban Design
224 Centre Street, 5th Floor
New York, NY 10013
+1 (212) 219-1953

Landscape Architect
Gustafson Porter + Bowman
1 Cobham Mews
London, MW1 9SB
+44 020 7284 8950

Reed Hilderbrand LLC
33 Whitney Avenue, 3rd Floor
New Haven, CT 06510
+1 (617) 923-2422

Structural & Lighting
ARUP
77 Water Street
New York, NY 10005
+1 (212) 896-3000

MEPF & IT
BuroHappold
100 Broadway #23
New York, NY 10005
+1 (212) 616-0228

Civil
VHB
100 Great Oaks Blvd., Suite 118
Albany, NY 12203
+1 (518) 389-3606

AV & Acoustics
LSTN Consultants
76 Beaver Street, 2nd Floor
New York, NY 10005
+1 (347) 788-0810

Facade
Front Inc.
100 E. Broadway Street, #501
New York, NY 10002
+1 (212) 242-2220

Key Plan

Description	Date
Filing Set	06/17/22

Project

Storm King Art Center

Welcome Pavilions

Seal

NOT FOR CONSTRUCTION

Drawing Title

Ticketing Framing Plan, Roof Level

Date	06/17/22
Scale	1/4" = 1' - 0"
Drawing Number	S-W-322
Sheet Size	ARCH D

NOTES:
1. FOR GENERAL NOTES AND LOADING DIAGRAMS, REFER TO DRAWINGS S-W-0XX SERIES.
2. FOR TYPICAL DETAILS, REFER TO DRAWINGS S-W-7XX SERIES.
3. TOP OF BEAM ELEV IS BOT OF PLYWOOD SHEATHING U.N.O. OFFSET FROM TYPICAL TOP OF BEAM IS NOTED AS (EL=+X'-X")
4. 1/2" PLYWOOD ROOF SHEATHING U.N.O.
5. ADJUST JOIST SPACING TO ACCOMODATE SKYLIGHTS.
6. W1-W INDICATES 2X4 BEARING WALL. REFER TO TYP DETAILS.
7. PROVIDE MARINE-GRADE PLYWOOD SHEATHING AT CANOPY.
8. COORDINATE FLOOR AND ROOF OPENINGS WITH ARCHITECTURAL AND SERVICES DWGS. ALLOW FOR TRIMMING FRAMING AT OPENINGS > 6".

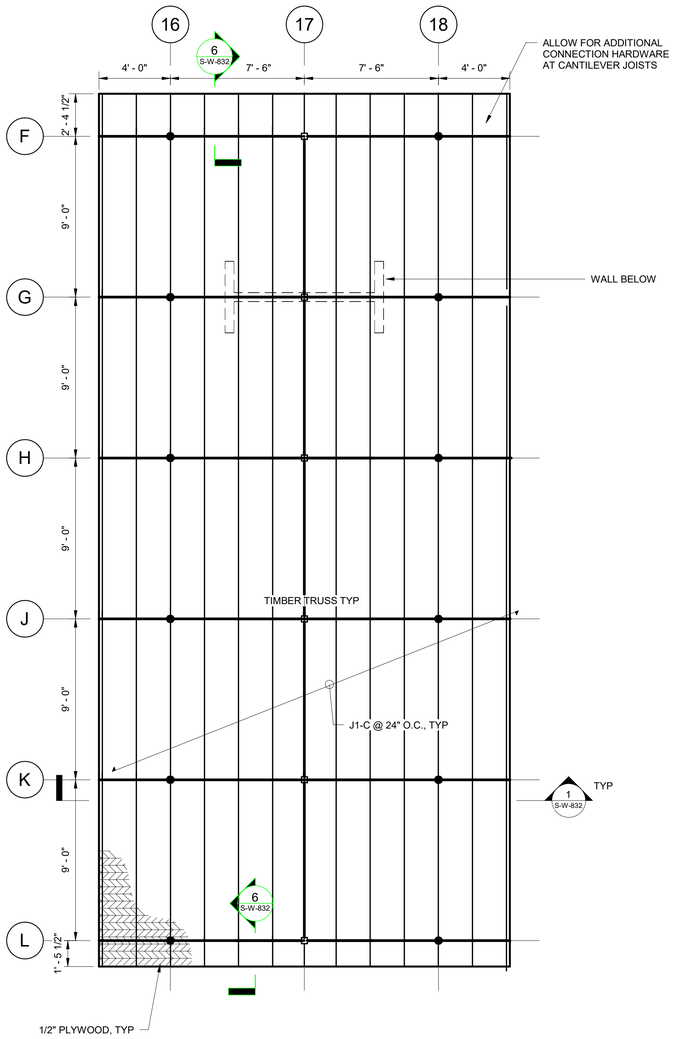

BEAM SCHEDULE

MARK	TYPE/GRADE	SPECIES/ GRADE	B_NOM [IN]	D_NOM [IN]	COMMENTS
B1-B	SAWN LUMBER	DOUGLAS FIR LARCH	5	8	
B1-C	SAWN LUMBER	DOUGLAS FIR LARCH	6	10	
B2-C	SAWN LUMBER	DOUGLAS FIR LARCH	4	4	
B3-C	SAWN LUMBER	DOUGLAS FIR LARCH	4	4	
B4-C	SAWN LUMBER	DOUGLAS FIR LARCH	4	4	

JOIST SCHEDULE

MARK	TYPE/GRADE	SPECIES/GRADE	B_NOM [IN]	D_NOM [IN]	COMMENTS
J1-B	SAWN LUMBER	DOUGLAS FIR - LARCH	2	6	
J2-B	SAWN LUMBER	DOUGLAS FIR - LARCH	4	6	
J1-C	SAWN LUMBER	DOUGLAS FIR - LARCH	2	10	

Owner
Storm King Art Center
1 Museum Road
New Windsor, NY 12553
+1 (845) 534-3115

Design Architect
heneghan peng architects
14-16 Lord Edward Street
Dublin, D02 YC63
+353 1 633 9000

Executive Architect
WXY Architecture + Urban Design
224 Centre Street, 5th Floor
New York, NY 10013
+1 (212) 219-1953

Landscape Architect
Gustafson Porter + Bowman
1 Cobham Mews
London, MW1 9SB
+44 020 7284 8950

Reed Hilderbrand LLC
33 Whitney Avenue, 3rd Floor
New Haven, CT 06510
+1 (617) 923-2422

Structural & Lighting
ARUP
77 Water Street
New York, NY 10005
+1 (212) 896-3000

MEPF & IT
BuroHappold
100 Broadway #23
New York, NY 10005
+1 (212) 616-0228

Civil
VHB
100 Great Oaks Blvd., Suite 118
Albany, NY 12203
+1 (518) 389-3606

AV & Acoustics
LSTN Consultants
76 Beaver Street, 2nd Floor
New York, NY 10005
+1 (347) 788-0810

Facade
Front Inc.
100 E. Broadway Street, #501
New York, NY 10002
+1 (212) 242-2220

Key Plan

Description	Date
Filing Set	06/17/22

Project

Storm King Art Center

Welcome Pavilions

Seal

NOT FOR CONSTRUCTION

Drawing Title

Canopy Framing Plan, Roof Level

Date	06/17/22
Scale	1/4" = 1' - 0"
Drawing Number	S-W-331
Sheet Size	ARCH D

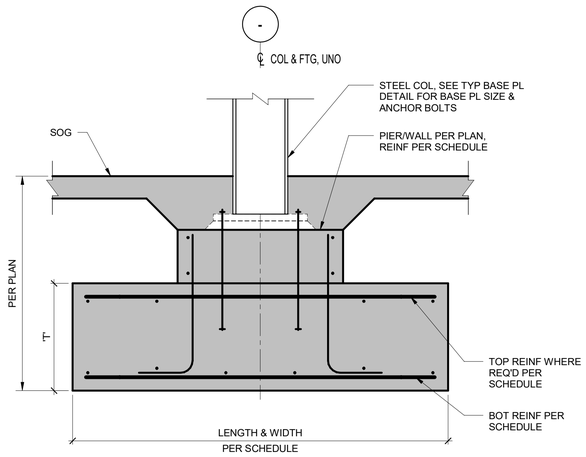

SECTION AT STEEL COLUMN

1 TYPICAL SPREAD FOOTING DETAILS
3/4" = 1'-0"

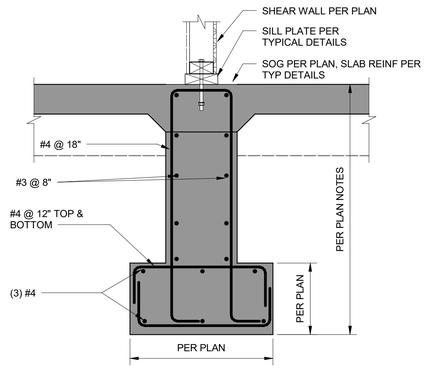

2 TYP FOOTING AT SHEAR WALL
1" = 1'-0"

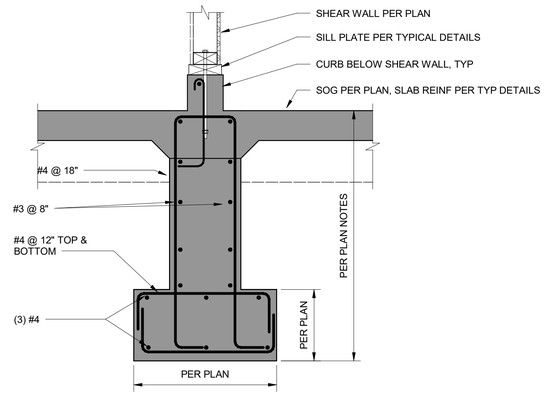

3 TYP FOOTING AT SHEAR WALL WITH CURB
1" = 1'-0"

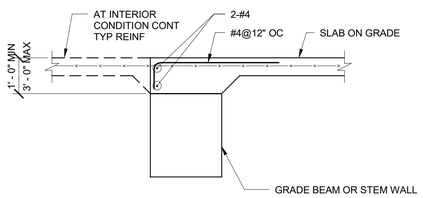

4 SLAB ON GRADE AT GRADE BEAM OR STEM WALL
1/2" = 1'-0"

Owner
Storm King Art Center
1 Museum Road
New Windsor, NY 12553
+1 (845) 534-3115

Design Architect
heneghan peng architects
14-16 Lord Edward Street
Dublin, D02 YC63
+353 1 633 9000

Executive Architect
WXY Architecture + Urban Design
224 Centre Street, 5th Floor
New York, NY 10013
+1 (212) 219-1953

Landscape Architect
Gustafson Porter + Bowman
1 Cobham Mews
London, MW1 9SB
+44 020 7284 8950

Reed Hilderbrand LLC
33 Whitney Avenue, 3rd Floor
New Haven, CT 06510
+1 (617) 923-2422

Structural & Lighting
ARUP
77 Water Street
New York, NY 10005
+1 (212) 896-3000

MEPF & IT
BuroHappold
100 Broadway #23
New York, NY 10005
+1 (212) 616-0228

Civil
VHB
100 Great Oaks Blvd., Suite 118
Albany, NY 12203
+1 (518) 389-3606

AV & Acoustics
LSTN Consultants
76 Beaver Street, 2nd Floor
New York, NY 10005
+1 (347) 788-0810

Facade
Front Inc.
100 E. Broadway Street, #501
New York, NY 10002
+1 (212) 242-2220

Key Plan

Description	Date
Filing Set	06/17/22

Project

Storm King Art Center

Welcome Pavilions

Seal

NOT FOR CONSTRUCTION

Drawing Title

Structural Typ Foundation Details

Date	06/17/22
Scale	AS NOTED
Drawing Number	S-W-701
Sheet Size	ARCH D

TENSION DEVELOPMENT LENGTH (Ld) AND TENSION LAP SPLICES - CLASS "A" (LTA) - 60 KSI REBARS

BAR	TYPE 1 - f'c (KSI)						TYPE 2 - f'c (KSI)						TYPE 3 - f'c (KSI)					
NUMBER	3000	4000	5000	6000	7000	8000	3000	4000	5000	6000	7000	8000	3000	4000	5000	6000	7000	8000
#3	17	15	13	12	12	12	25	22	20	18	17	16	13	12	12	12	12	12
#4	22	19	17	16	15	14	33	29	26	24	22	21	17	15	13	12	12	12
#5	28	24	22	20	18	17	42	36	32	30	27	26	21	18	16	15	14	13
#6	33	29	26	24	22	21	50	43	39	35	33	31	25	22	20	18	17	16
#7	48	42	38	34	32	30	72	63	56	51	48	45	29	25	23	21	19	18
#8	55	48	43	39	36	34	83	72	64	59	54	51	33	29	26	24	22	21
#9	62	54	48	44	41	38	93	81	72	66	61	57	38	33	29	27	25	23
#10	70	61	54	50	46	43	105	91	81	74	69	64	42	37	33	30	28	26
#11	78	67	60	55	51	48	116	101	90	82	76	71	47	41	36	33	31	29
#14	93	81	72	66	61	57	140	121	108	99	92	86	56	49	44	40	37	35
#18	124	108	96	88	81	76	186	161	144	132	122	114	75	65	58	53	49	46

TENSION LAP SPLICES - CLASS "B" (LTB) - 60 KSI REBARS

BAR	TYPE 1 - f'c (KSI)						TYPE 2 - f'c (KSI)						TYPE 3 - f'c (KSI)					
NUMBER	3000	4000	5000	6000	7000	8000	3000	4000	5000	6000	7000	8000	3000	4000	5000	6000	7000	8000
#3	22	19	17	16	14	14	33	28	25	23	21	20	13	12	12	12	12	12
#4	29	25	23	21	19	18	43	37	34	31	28	27	18	15	14	13	12	12
#5	36	31	28	26	24	22	54	47	42	38	35	33	22	19	17	16	14	14
#6	43	37	34	31	28	27	65	56	50	46	42	40	26	23	20	19	17	16
#7	63	54	49	45	41	39	94	81	73	67	62	58	38	33	29	27	25	23
#8	72	62	56	51	47	44	107	93	83	76	70	66	43	37	34	31	28	27
#9	81	70	63	57	53	50	121	105	94	86	79	74	49	42	38	35	32	30
#10	91	79	71	64	60	56	136	118	106	96	89	84	55	47	43	39	36	34
#11	101	87	78	71	66	62	151	131	117	107	99	93	61	53	47	43	40	37
#14	NOT PERMITTED. REFER TO NOTES.						NOT PERMITTED. REFER TO NOTES.						NOT PERMITTED. REFER TO NOTES.					
#18	NOT PERMITTED. REFER TO NOTES.						NOT PERMITTED. REFER TO NOTES.						NOT PERMITTED. REFER TO NOTES.					

COMPRESSION DEVELOPMENT LENGTH (Ldc) 60 KSI REBARS

BAR	TYPE 4 - f'c (KSI)			TYPE 4 - f'c (KSI)		
NUMBER	3000	4000	5000	3000	4000	5000
#3	9	8	8	8	8	8
#4	11	10	9	9	8	8
#5	14	12	12	11	9	9
#6	17	15	14	13	11	11
#7	20	17	16	15	13	12
#8	22	19	18	17	15	14
#9	25	22	21	19	17	16
#10	28	25	23	21	19	18
#11	31	27	26	24	21	20
#14	38	33	31	28	25	23
#18	50	43	41	38	33	31

COMPRESSION LAP SPLICES

BAR	STEEL - fy (KSI)	
NUMBER	60000	75000
#3	12	15
#4	15	19
#5	19	24
#6	23	29
#7	27	33
#8	30	38
#9	34	43
#10	39	48
#11	43	53
#14	REFER TO NOTES.	
#18	REFER TO NOTES.	

"d_b"	"D"
#3	2 1/4"
#4	3"
#5	3 3/4"
#6	4 1/2"
#7	5 1/4"
#8	6"
#9	9"
#10	10 1/4"
#11	11 1/4"
#14	17"
#18	22 1/2"

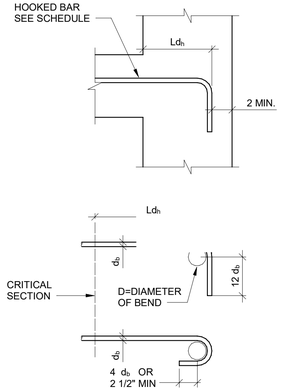

STANDARD HOOKS IN TENSION (Ldh)

BAR SIZE	f'c (PSI)					
	3000	4000	5000	6000	7000	8000
#3	9	8	7	6	6	6
#4	11	10	9	8	8	7
#5	14	12	11	10	9	9
#6	17	15	13	12	11	11
#7	20	17	15	14	13	12
#8	22	19	17	16	15	14
#9	25	22	20	18	17	16
#10	28	25	22	20	19	18
#11	31	27	24	22	21	19
#14	38	33	29	27	25	23
#18	50	43	39	35	33	31

"d_b"	"D"
#3	1 1/2"
#4	2"
#5	2 1/2"

NOTE: MIN DIA OF BEND
FOR STIRRUPS & TIES
FOR LARGER BARS SEE
STANDARD HOOK DETAIL

STANDARD

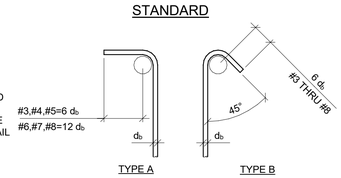

STIRRUPS & TIES

USE TYPE B STIRRUPS IN BEAMS
AT CONC EDGES (OPGS, ETC)
AND WHERE BEAM DEPTH IS
TOO SHALLOW FOR TYPE A.
SEE SCHED IN TYP STIRRUP DETAIL

NOTES FOR DEVELOPMENT OF STANDARD HOOKS IN TENSION

1. REF CODE ACI 318-14
2. TABLES ARE IN INCHES, d_b =BAR DIAMETER
3. DEVELOPMENT LENGTHS OF STANDARD TENSION HOOKS, AS LISTED IN STANDARD HOOK IN TENSION TABLE, SHALL BE MULTIPLIED BY THE FOLLOWING FACTORS:

	MODIFICATION FACTOR
A. SIDE CLEAR COVER LARGER OR EQUAL THAN 2 ½ INCHES	0.7
B. 90° HOOK - CLEAR COVER ON BAR EXTENSION BEYOND HOOK LARGER OR EQUAL THAN 2 INCHES	0.7
C. HOOK ENCLOSED WITHIN TIES OR STIRRUPS AND SPACED AT LESS OR EQUAL TO 3 x d_b ALONG THE HOOK LENGTH	0.7
D. LIGHTWEIGHT AGGREGATE CONCRETE	1.3
E. EPOXY COATED REINFORCEMENT	1.2

MODIFICATION FACTORS GIVEN BY B AND C SHALL ONLY BE USED FOR #11 BARS OR SMALLER

4. HOOKS SHALL NOT BE CONSIDERED EFFECTIVE IN DEVELOPING BARS IN COMPRESSION.
5. CONCRETE: REGULAR WEIGHT (W = 145-150 pcf)
6. REINFORCING STEEL: Fy=60,000 PSI

1 TYPICAL SPLICE, DEVELOPMENT AND HOOK DETAILS

1/2" = 1'-0"

NOTES FOR SPLICES AND DEVELOPMENT

1. REF CODE ACI 318-14. TABLES ARE IN INCHES. d_b = BAR DIAMETER.
2. REINFORCING STEEL GRADES ARE NOTED IN THE TABLES.
3. CONCRETE: NORMAL WEIGHT (W = 150 PCF).
4. DEVELOPMENT OF BARS IN TENSION SHALL NOT BE LESS THAN 12".
5. TYPE 1, 2 AND, 3 BARS IN TENSION ARE DEFINED AS FOLLOWS. THESE DEFINITIONS APPLY TO DEVELOPMENT OF BARS IN TENSION AND TENSION LAP SPLICES:

   TYPE 1 - BARS SATISFYING EITHER OF THE FOLLOWING CONDITIONS:
   A. BARS IN CIP BEAMS AND COLUMNS HAVING CLEAR COVER NOT LESS THAN d_b, CLEAR SPACING OF BARS NOT LESS THAN d_b AND STIRRUPS OR TIES THROUGHOUT Ld NOT LESS THAN THE CODE
   B. BARS WITH COVER NOT LESS THAN d_b AND CLEAR SPACING NOT LESS THAN 2 x d_b

   TYPE 2 - BARS WITH COVER NOT LESS THAN d_b AND CLEAR SPACING LESS THAN 2 x d_b
   TYPE 3 - BARS WITH COVER NOT LESS THAN $2d_b$ AND CLEAR SPACING LESS THAN 4 x d_b
6. DEVELOPMENT OF INDIVIDUAL BARS WITHIN A BUNDLE SHALL BE THAT OF THE INDIVIDUAL BAR INCREASED 20% FOR 3 BAR BUNDLES AND 33% FOR 4 BAR BUNDLES.
7. DEVELOPMENT LENGTHS OF BARS IN TENSION LISTED IN TENSION DEVELOPMENT LENGTH TABLES SHALL BE MULTIPLIED WITH THE FOLLOWING FACTORS FOR:

	MODIFICATION FACTOR
A. TOP BARS (WITH 12" OR MORE CONCRETE CAST BELOW)	1.3
B. LIGHT WEIGHT AGGREGATE CONCRETE	1.3
C. EPOXY COATED BARS:	
- BARS WITH COVER LESS THAN 3DB AND CLEAR SPACING LESS THAN 6 x d_b	1.5
- ALL OTHER CONDITIONS	1.2
- EPOXY COATED BARS SHALL NOT BE MORE THAN	1.7

8. DEVELOPMENT OF BARS IN COMPRESSION SHALL NOT BE LESS THAN 8".
9. TYPE 4 AND 5 BARS IN COMPRESSION ARE DEFINED AS FOLLOWS:

   TYPE 4 - BASIC DEVELOPMENT LENGTH Ldc FOR BARS IN COMPRESSION

   TYPE 5 - BARS ENCLOSED WITHIN A COLUMN TYPE SPIRAL OR AN INDIVIDUAL SPIRAL AROUND EACH BAR OR GROUP OF BARS.
10. TENSION LAP SPLICES ARE DEFINED AS FOLLOWS:

    CLASS "A" - APPLICABLE WHEN REINFORCING PROVIDED IS AT LEAST TWICE THAT REQUIRED BY ANALYSIS OVER THE ENTIRE LENGTH OF THE SPLICE AND NO MORE THAN ONE HALF IS SPLICED WITHIN THE REQUIRED LAP LENGTH.

    CLASS "B" - APPLICABLE UNLESS NOTED OTHERWISE ON DRAWINGS.
11. TENSION LAP SPLICES SHALL NOT BE LESS THAN 12".
12. TENSION LAP SPLICES FOR #14 AND GREATER BARS ARE NOT PERMITTED. PROVIDE WELDED SPLICES OR MECHANICAL COUPLERS.
13. TENSION LAP SPLICE LENGTHS LISTED IN THE TENSION LAP SPLICE TABLES SHALL BE MULTIPLIED BY THE MODIFICATION FACTORS PROVIDED FOR DEVELOPMENT LENGTHS OF BARS IN TENSION.
14. TENSION LAP SPLICES PROVIDED WITH NON CONTACT LAP SPLICES SHALL NOT BE SPACED FURTHER APART THAN THE LESSER OF ONE-FIFTH THE REQUIRED LAP SPLICE OR 6".
15. TENSION LAP SPLICES OF BARS IN BUNDLES SHALL BE BASED ON THE LAP SPLICE LENGTH REQUIRED FOR INDIVIDUAL BARS WITHIN THE BUNDLE, INCREASED 20% FOR 3 BAR BUNDLES AND 33% FOR 4 BAR BUNDLES. ENTIRE BUNDLE SHALL NOT BE LAP SPLICED WITHIN ONE LAP LENGTH.
16. WHEN BARS OF DIFFERENT SIZE ARE LAP SPLICED IN TENSION, SPLICE LENGTH SHALL BE THE LARGER OF Ld OF LARGER BAR AND TENSION LAP SPLICE LENGTH OF SMALLER BAR.
17. COMPRESSION LAP SPLICES SHALL NOT BE LESS THAN 12".
18. COMPRESSION LAP SPLICES FOR #14 AND GREATER BARS ARE NOT PERMITTED. PROVIDE WELDED SPLICES OR MECHANICAL COUPLERS. COMPRESSION LAP SPLICES OF #14 AND #18 BARS TO #11 AND SMALLER BARS ARE PERMITTED.
19. WHEN BARS OF DIFFERENT SIZE ARE LAP SPLICED IN COMPRESSION, SPLICE LENGTH SHALL BE THE LARGER OF Ld OF LARGER BAR OR COMPRESSION LAP SPLICE LENGTH OF SMALLER BAR.
20. LAP SPLICE LENGTHS LISTED IN THE COMPRESSION LAP SPLICE TABLE SHALL BE MULTIPLIED WITH THE FOLLOWING FACTORS AS APPLICABLE:

	MODIFICATION FACTOR
SPIRALLY REINFORCED COMPRESSION MEMBERS:	0.75
TIES THROUGHOUT THE LAP SPLICE LENGTH HAVING AN EFFECTIVE AREA NOT LESS THAN DEFINED IN ACI 318-14, SECTION 12.17.2.4:	0.83

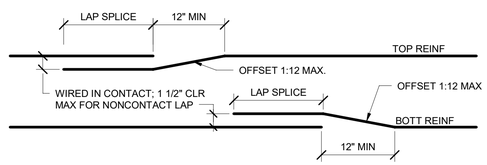

BEAM SPLICE DETAIL

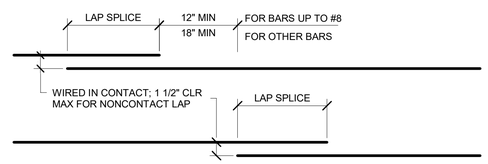

STAGGERED WALL OR SLAB SPLICE DETAIL

2 TENSION LAP SPLICE LENGTH (Ls) SCHEDULE

12" = 1'-0"

Owner
Storm King Art Center
1 Museum Road
New Windsor, NY 12553
+1 (845) 534-3115

Design Architect
heneghan peng architects
14-16 Lord Edward Street
Dublin, D02 YC63
+353 1 633 9000

Executive Architect
WXY Architecture + Urban Design
224 Centre Street, 5th Floor
New York, NY 10013
+1 (212) 219-1953

Landscape Architect
Gustafson Porter + Bowman
1 Cobham Mews
London, MW1 9SB
+44 020 7284 8950

Reed Hilderbrand LLC
33 Whitney Avenue, 3rd Floor
New Haven, CT 06510
+1 (617) 923-2422

Structural & Lighting
ARUP
77 Water Street
New York, NY 10005
+1 (212) 896-3000

MEPF & IT
BuroHappold
100 Broadway #23
New York, NY 10005
+1 (212) 616-0228

Civil
VHB
100 Great Oaks Blvd., Suite 118
Albany, NY 12203
+1 (518) 389-3606

AV & Acoustics
LSTN Consultants
76 Beaver Street, 2nd Floor
New York, NY 10005
+1 (347) 788-0810

Facade
Front Inc.
100 E. Broadway Street, #501
New York, NY 10002
+1 (212) 242-2220

Key Plan

Description	Date
Filing Set	06/17/22

Project

Storm King Art Center

Welcome Pavilions

Seal

NOT FOR CONSTRUCTION

Drawing Title

Structural Typ Concrete Details

Date	06/17/22
Scale	AS NOTED
Drawing Number	S-W-702
Sheet Size	ARCH D

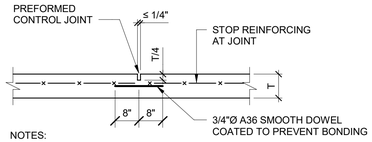

NOTES:

1. OPTIONALLY SAW-CUT CONTRACTION JOINTS MAY BE USED. SAW-CUT WITHIN 3 HOURS OF POUR.
2. FILL JOINTS WITH ELASTOMERIC JOINT FILLER.
3. WHERE CONSTRUCTION JOINTS DO NOT COINCIDE WITH CONTRACTION JOINT LOCATIONS PROVIDE REINFORCING CONTINUOUS THROUGH JOINT.

CONTRACTION / CONSTRUCTION JOINT - T<6"

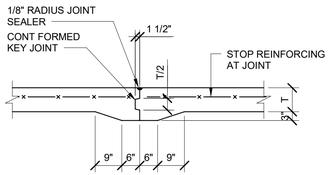

NOTES:

1. WHERE CONSTRUCTION JOINTS DO NOT COINCIDE WITH CONTRACTION JOINT LOCATIONS PROVIDE REINFORCING CONTINUOUS THROUGH JOINT.

CONTRACTION / CONSTRUCTION JOINT - T>=6"

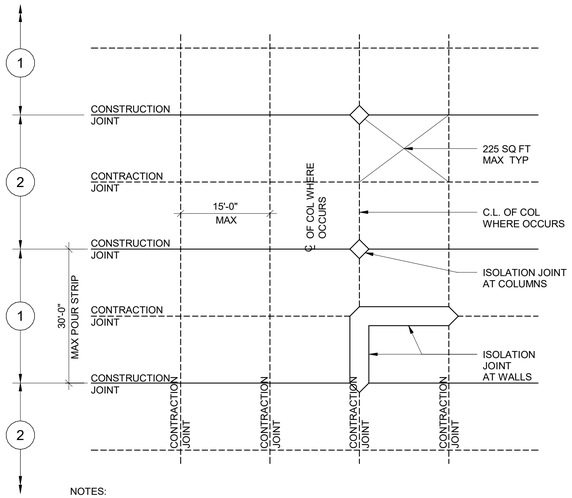

NOTES:

1. SLAB SHALL BE PLACED IN A STRIP PATTERN AS SHOWN:
   1= FIRST
   2= SECOND
2. STRIPS SHALL BE DIVIDED BY CONSTRUCTION OR CONTRACTION JOINTS AT COLUMN CENTERLINES WHERE THEY OCCUR AND SUBDIVIDED AS REQUIRED INTO AREAS NOT EXCEEDING 225 SQ FT BY CONTRACTION OR CONSTRUCTION JOINTS.
3. ALL JOINT LOCATIONS SHALL BE REVIEWED BY ENGINEER OF RECORD AND ARCHITECT OF RECORD PRIOR TO CONCRETE POUR.

POUR SEQUENCE & LAYOUT PLAN

1 TYPICAL SLAB ON GRADE JOINTS, POUR SEQUENCE & LAYOUT

1/2" = 1'-0"

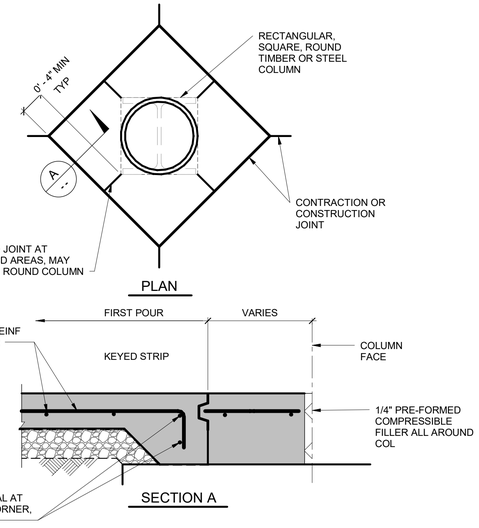

2 CONSTRUCTION JOINTS AT COLUMN SLAB ON GRADE

1" = 1'-0"

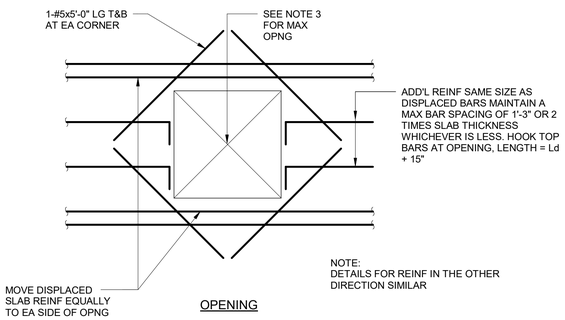

OPENING

NOTES:

1. UNLESS OTHERWISE NOTED ON THE STRUCTURAL DRAWINGS. REINFORCE AROUND OPENINGS AS PER DETAILS ABOVE.
2. DO NOT MAKE OPENINGS LARGER THAN THE MAXIMUM DIMENSIONS NOTED BELOW WITHOUT PRIOR APPROVAL FROM THE ARCHITECT OR UNLESS NOTED ON STRUCTURAL DRAWINGS.
3. RESTRICTIONS ON OPENING SIZE AND LOCATIONS:
   A. ONE-WAY SLAB AND TWO-WAY SLABS - MAXIMUM OPENING SIZE IS 2'-6" SQUARE.
4. CONTRACTOR TO PROVIDE WATER TIGHT SEAL OPENING AND SERVICE RUNS.

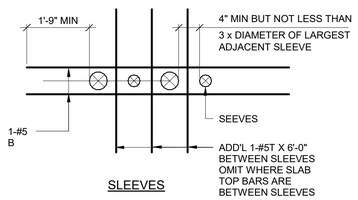

SLEEVES

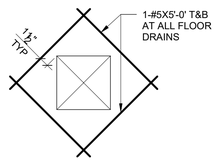

FLOOR DRAIN

3 OPENINGS IN SLAB ON GRADE

1/2" = 1'-0"

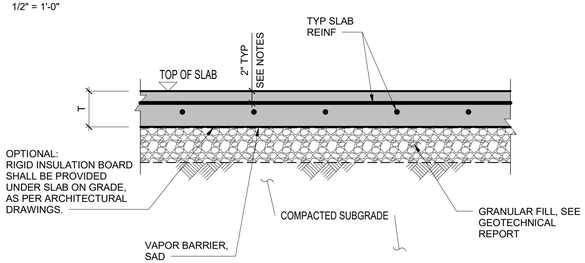

NOTES:

1. SEE PLAN FOR SLAB THICKNESS AND REINFORCING.
2. SEE GEOTECHNICAL REPORT FOR SLAB ON GRADE SUPPORT, COMPACTION AND SUBGRADE PREPARATION.
3. REINFORCEMENT TO EXTEND TO WITHIN 2 IN OF THE SLAB SIDE EDGE. ALSO REFER TO SLAB EDGE DETAILS.
4. REINFIRCING STEEL IS TO BE PLACED WITHIN 2 IN OF THE TOP OF THE SLAB OR UPPER ONE-THIRD OF SLAB THICKNESS, WHICHEVER IS CLOSER TO THE SLAB TOP SURFACE.

4 TYPICAL SLAB ON GRADE

1" = 1'-0"

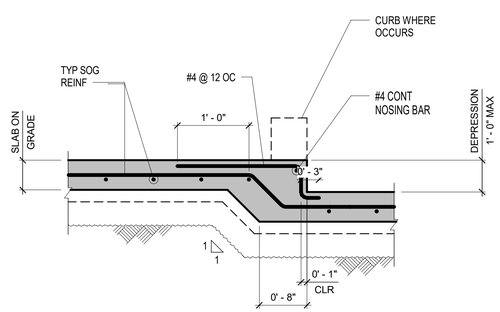

SLAB DEPRESSION < 1' - 0" HIGH

5 TYPICAL SLAB DEPRESSION

1" = 1'-0"

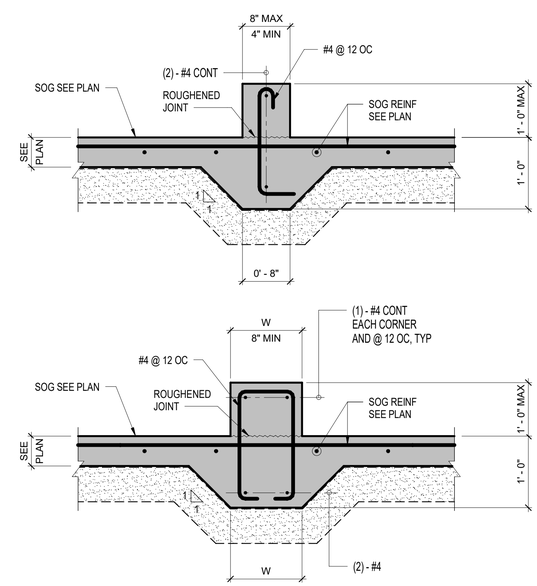

6 TYPICAL CONCRETE CURB ON GRADE

1" = 1'-0"

Owner
Storm King Art Center
1 Museum Road
New Windsor, NY 12553
+1 (845) 534-3115

Design Architect
heneghan peng architects
14-16 Lord Edward Street
Dublin, D02 YC63
+353 1 633 9000

Executive Architect
WXY Architecture + Urban Design
224 Centre Street, 5th Floor
New York, NY 10013
+1 (212) 219-1953

Landscape Architect
Gustafson Porter + Bowman
1 Cobham Mews
London, MW1 9SB
+44 020 7284 8950

Reed Hilderbrand LLC
33 Whitney Avenue, 3rd Floor
New Haven, CT 06510
+1 (617) 923-2422

Structural & Lighting
ARUP
77 Water Street
New York, NY 10005
+1 (212) 896-3000

MEPF & IT
BuroHappold
100 Broadway #23
New York, NY 10005
+1 (212) 616-0228

Civil
VHB
100 Great Oaks Blvd., Suite 118
Albany, NY 12203
+1 (518) 389-3606

AV & Acoustics
LSTN Consultants
76 Beaver Street, 2nd Floor
New York, NY 10005
+1 (347) 788-0810

Facade
Front Inc.
100 E. Broadway Street, #501
New York, NY 10002
+1 (212) 242-2220

Key Plan

Description	Date
Filing Set	06/17/22

Project

Storm King Art Center

Welcome Pavilions

Seal

NOT FOR CONSTRUCTION

Drawing Title

Structural Typ Concrete Details

Date	06/17/22
Scale	AS NOTED
Drawing Number	S-W-703
Sheet Size	ARCH D

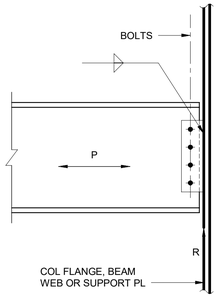

NOTES:
1. PROVIDE CONNECTION TO RESIST VERTICAL REACTION 'R' AND HORIZONTAL FORCE 'H', WHERE IT OCCURS, AS PER BEAM CONNECTION REQUIREMENTS TYPICAL DETAIL.
2. FOLLOW THE AISC DESIGN PROCEDURES FOR SINGLE PLATE CONNECTIONS.
3. BOLTS SHALL BE A325-N AND BE FULLY TENSIONED.
4. PROVIDE REINFORCING IN THE BEAM WHERE COPES HAVE REDUCED ITS CAPACITY BELOW THAT REQUIRED TO SUSTAIN THE REACTIONS. PROVIDE ELEMENTS WHERE LOCAL CAPACITY TO RESIST THE REACTIONS IS INADEQUATE.
5. ALTERNATE CONNECTION SYSTEM (DOUBLE ANGLE, SHEAR END-PLATE) MAY BE USED UPON WRITTEN REQUEST BY CONTRACTOR AND APPROVAL BY ENGINEER.

1 SINGLE-PLATE (SHEAR TAB) CONNECTION
1" = 1'-0"

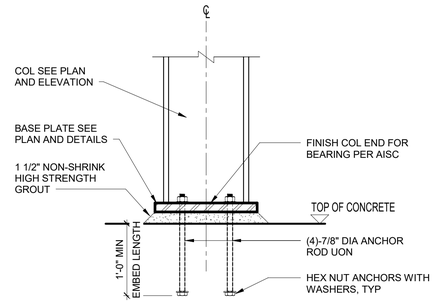

2 TYPICAL BASE PLATE ELEVATION
1" = 1'-0"

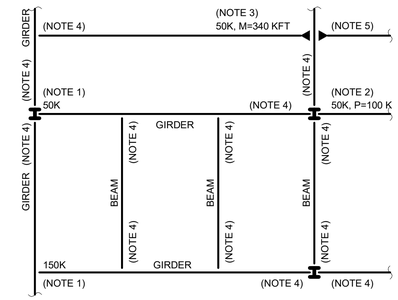

NOTES:
1. NUMBER INDICATES FACTORED VERTICAL REACTION IN KIPS. DESIGN AND PROVIDE CONNECTION FOR VERTICAL REACTION PER TYPICAL DETAILS SHOWN IN THIS SET OF DRAWINGS.
2. NUMBER INDICATES FACTORED VERTICAL REACTION AND AXIAL FORCE IN KIPS. DESIGN AND PROVIDE CONNECTION FOR THE ABOVE FORCES PER TYPICAL DETAILS SHOWN IN THIS SET OF DRAWINGS.
3. NUMBER INDICATES FACTORED VERTICAL REACTION IN KIPS AND MOMENT IN KIP-FT. DESIGN AND PROVIDE CONNECTION FOR THE ABOVE FORCES PER TYPICAL DETAILS SHOW IN THIS SET OF DRAWINGS.
4. WHERE NO NUMBERS ARE SHOWN AT THE MEMBER ENDS, REFER TO 'MINIMUM VERTICAL REACTIONS SCHEDULE' IN THIS SHEET. DESIGN AND PROVIDE CONNECTION PER TYPICAL DETAILS FOR THE REACTION DETERMINED FROM THE SCHEDULE.
5. WHERE NO NUMBERS ARE SHOWN AT MOMENT CONNECTIONS, DESIGN AND PROVIDE MOMENT CONNECTION FOR THE BENDING MOMENT STRENGTH OF THE SMALLER MEMBER IN THE CONNECTION.

3 BEAM CONNECTION TYPICAL REQUIREMENTS KEY PLAN
3/4" = 1'-0"

MINIMUM FACTORED REACTION SCHEDULE			
NOMINAL BEAM DEPTH	TOP OF CONNECTION		MIN NUMBER OF BOLT ROWS "N"
	BEAM FRAMING TO GIRDER OR WALL (KIPS)	BEAM FRAMING TO COLUMN GIRDER CONNECTION (KIPS)	
W8x	18	24	2
W10x	24	30	2
W12x	30	39	3
W14x	35	45	3
W16x	40	51	3
W18x	45	60	4
W21x	53	70	4
W24x	60	80	5
W27x	68	90	5
W30x	75	105	6
W33x	83	130	6
W36x	90	150	8
W40x	100	150	8
W44x	120	200	10

4 MINIMUM VERTICAL REACTION SCHEDULE
3/4" = 1'-0"

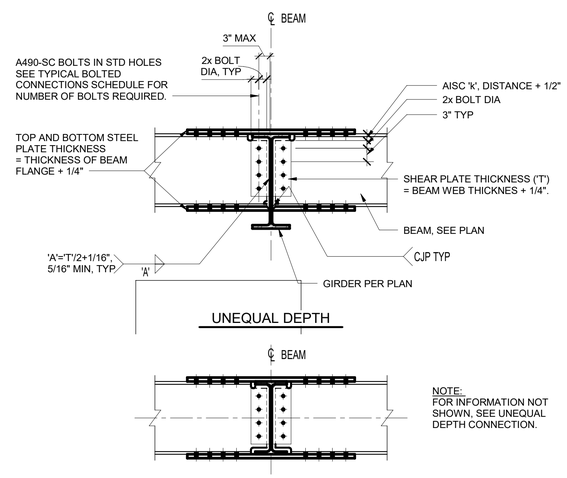

NOTES:
1. PROVIDE A490-SC BOLTS AT TOP AND BOTTOM FLANGES. THE SHEAR CAPACITY OF BOLTS MUST BE EQUAL OR LARGER THAN THE FORCE DUE TO BEAM MOMENT. STEEL CONTRACTOR SHALL SUBMIT DESIGN AND SHOP DRAWINGS FOR APPROVAL.
2. SEE THE ALTERNATE MOMENT CONNECTION BEAM TO GIRDER DETAIL FOR METAL DECK SUPPORT AT BOLTED MOMENT CONNECTION.

5 WF COLUMN TO WF GIRDER WEB PARALLEL
3/4" = 1'-0"

Owner
Storm King Art Center
1 Museum Road
New Windsor, NY 12553
+1 (845) 534-3115

Design Architect
heneghan peng architects
14-16 Lord Edward Street
Dublin, D02 YC63
+353 1 633 9000

Executive Architect
WXY Architecture + Urban Design
224 Centre Street, 5th Floor
New York, NY 10013
+1 (212) 219-1953

Landscape Architect
Gustafson Porter + Bowman
1 Cobham Mews
London, MW1 9SB
+44 020 7284 8950

Reed Hilderbrand LLC
33 Whitney Avenue, 3rd Floor
New Haven, CT 06510
+1 (617) 923-2422

Structural & Lighting
ARUP
77 Water Street
New York, NY 10005
+1 (212) 896-3000

MEPF & IT
BuroHappold
100 Broadway #23
New York, NY 10005
+1 (212) 616-0228

Civil
VHB
100 Great Oaks Blvd., Suite 118
Albany, NY 12203
+1 (518) 389-3606

AV & Acoustics
LSTN Consultants
76 Beaver Street, 2nd Floor
New York, NY 10005
+1 (347) 788-0810

Facade
Front Inc.
100 E. Broadway Street, #501
New York, NY 10002
+1 (212) 242-2220

Key Plan

Description	Date
Filing Set	06/17/22

Project

Storm King Art Center

Welcome Pavilions

Seal

NOT FOR CONSTRUCTION

Drawing Title

Structural Typ Steel Details

Date	06/17/22
Scale	AS NOTED
Drawing Number	S-W-711
Sheet Size	ARCH D

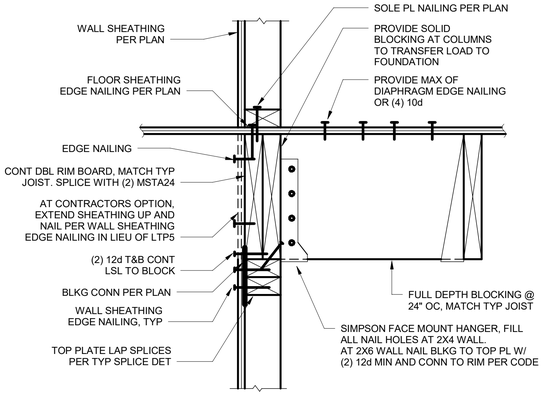

1 TYP DETAIL AT JOIST PARALLEL TO SHEAR WALL
1 1/2" = 1'-0"

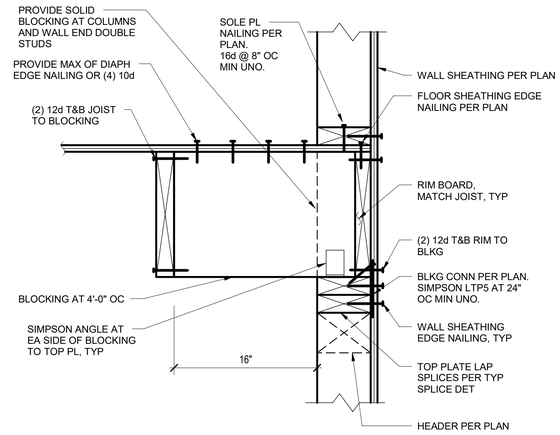

2 TYP JOIST PARALLEL TO EXT WALL
1 1/2" = 1'-0"

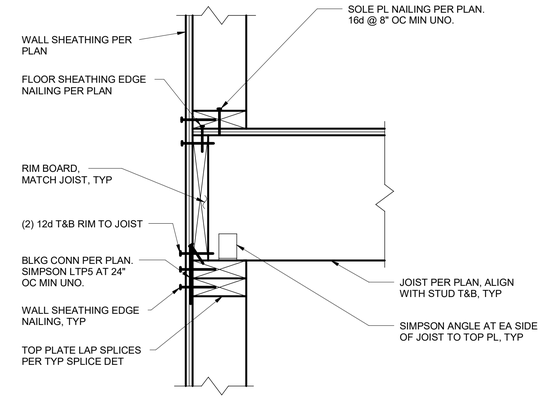

3 TYP JOIST PERPENDICULAR TO EXT WALL
1 1/2" = 1'-0"

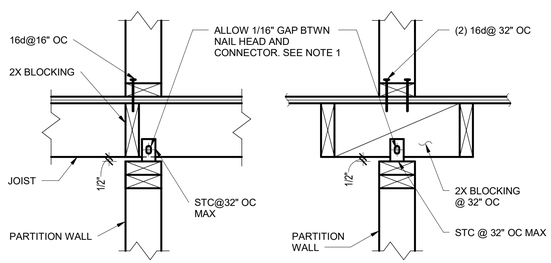

WALL PERPENDICULAR TO JOISTS

WALL PARALLEL TO JOISTS

NOTES:

1. CONTRACTOR TO CHECK THAT CONNECTION DOES NOT SQUEAK WITH VERTICAL MOVEMENT.

4 TYP PARTITION (NON-BEARING NON SHEAR WALL) CONN TO FLOOR
1 1/2" = 1'-0"

MINIMUM NUMBER OF NAILS PER SPLICE LENGTH		
STUD SIZE	BEARING WALL OR SHEAR WALL/DRAG STRUT	NON-BEARING NON-SHEAR WALL
2X4	22	16d@16" OC
2X6, 2X8	34	16d@16" OC
3X4	36	16d@12" OC
3X6, 3X8	60	16d@12" OC

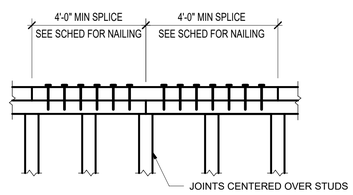

5 TYPICAL TOP PLATE/DRAG STRUT SPLICE
1 1/2" = 1'-0"

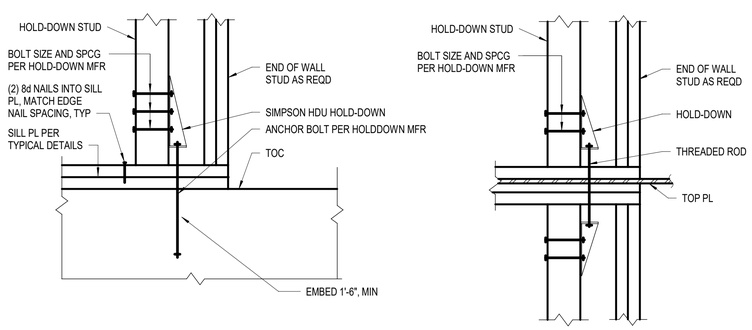

HOLD-DOWN TO CONCRETE

HOLD-DOWN TO TIMBER WALL BELOW

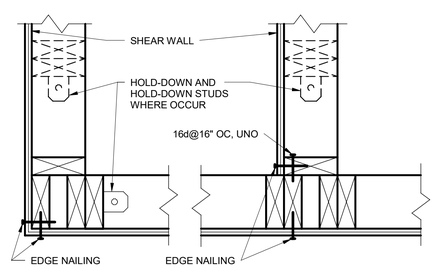

NOTES:

1. SEE PLANS FOR HOLD-DOWN LOCATIONS OTHER THAN ENDS OF WALLS.
2. ALL HOLD DOWNS TO BE HDU4-SD2.5 U.N.O.
3. ALL ANCHOR BOLTS TYPICAL A307.
4. INSTALL PER SIMPSON STRONG TIE SPECIFICATIONS. VERTICAL WOOD MEMBER SHALL BE (2) 3X STUDS AT SHEAR WALLS WITH 3X STUDS.

6 TYPICAL HOLDOWN DETAILS AND SCHEDULE
1" = 1'-0"

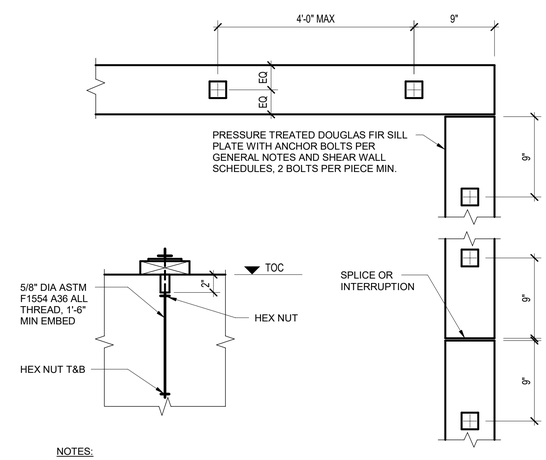

NOTES:

1. CONTRACTOR SHALL LOCATE ANCHOR TO MISS STUDS, POSTS, MULLIONS ETC.
2. A MINIMUM OF 3/4 INCH THREAD ENGAGEMENT INTO COUPLING NUT IS REQUIRED.

7 TYPICAL WOOD SILL PLATE
1 1/2" = 1'-0"

Owner
Storm King Art Center
1 Museum Road
New Windsor, NY 12553
+1 (845) 534-3115

Design Architect
heneghan peng architects
14-16 Lord Edward Street
Dublin, D02 YC63
+353 1 633 9000

Executive Architect
WXY Architecture + Urban Design
224 Centre Street, 5th Floor
New York, NY 10013
+1 (212) 219-1953

Landscape Architect
Gustafson Porter + Bowman
1 Cobham Mews
London, MW1 9SB
+44 020 7284 8950

Reed Hilderbrand LLC
33 Whitney Avenue, 3rd Floor
New Haven, CT 06510
+1 (617) 923-2422

Structural & Lighting
ARUP
77 Water Street
New York, NY 10005
+1 (212) 896-3000

MEPF & IT
BuroHappold
100 Broadway #23
New York, NY 10005
+1 (212) 616-0228

Civil
VHB
100 Great Oaks Blvd., Suite 118
Albany, NY 12203
+1 (518) 389-3606

AV & Acoustics
LSTN Consultants
76 Beaver Street, 2nd Floor
New York, NY 10005
+1 (347) 788-0810

Facade
Front Inc.
100 E. Broadway Street, #501
New York, NY 10002
+1 (212) 242-2220

Key Plan

Description	Date
Filing Set	06/17/22

Project

Storm King Art Center

Welcome Pavilions

Seal

NOT FOR CONSTRUCTION

Drawing Title

Structural Typ Timber Details, Sheet 1

Date	06/17/22
Scale	AS NOTED
Drawing Number	S-W-721
Sheet Size	ARCH D

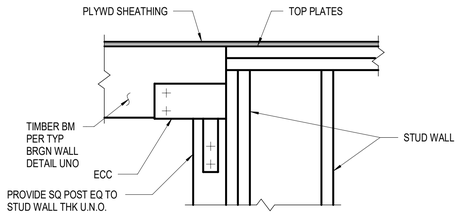

1 TYP TIMBER BM TO END OF STUD WALL
1" = 1'-0"

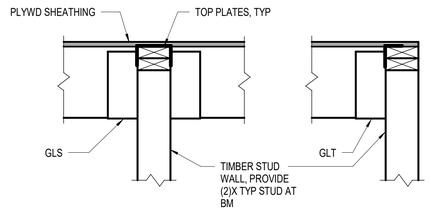

2 TYP TIMBER BM TO SIDE OF STUD WALL
1" = 1'-0"

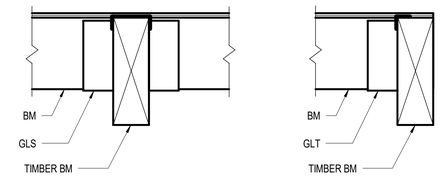

3 TYP TIMBER BM TO TIMBER BM
1" = 1'-0"

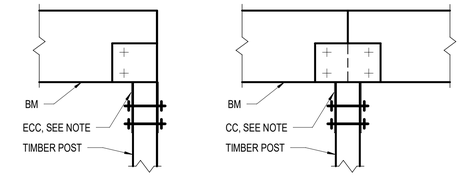

NOTES:

1. ROTATE STRAPS 90 DEGREES WHERE COLUMN DEPTH EXCEEDS AVAILABLE CONNECTOR DIMENSIONS.

4 TYP TIMBER BM TO TIMBER POST
1" = 1'-0"

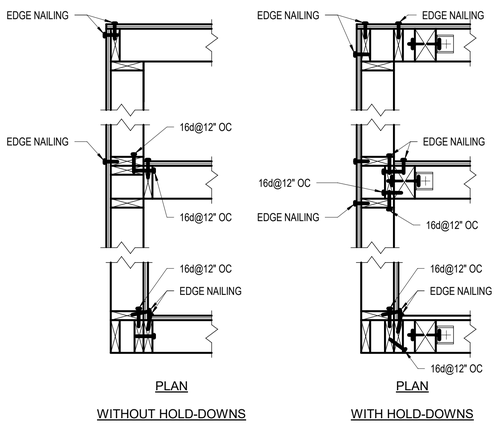

5 TYPICAL STUD WALL INTERSECTIONS
1" = 1'-0"

MARK	SHEATHING	FASTENER TYPE & SIZE	PANEL EDGE FASTENER SPACING	STUD SIZE [NOMINAL]
			[IN]	
SW A	15/32" STRUCT. I	8d	6	2X6
SW B	15/32" STRUCT. I	8d	6	2X4
SW C	15/32" STRUCT. I	8d	3	2X4
SW D	15/32" STRUCT. I	8d	4	2X6



6 TYPICAL SHEAR WALL FRAMING
1/2" = 1'-0"

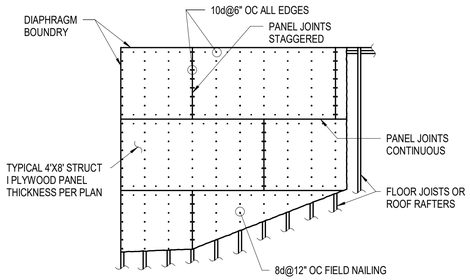

NOTES:

1. NAIL SHEATHING TO ALL STRUTS, STRUT BLOCKING AND SHEAR WALLS BELOW WITH (2) ROWS OF EDGE NAILS, STAGGERED.
2. MIN 1 3/8" FASTENER PEN IN FRAMING. 2" MIN NOMINAL WIDTH OF NAILED FACE AT SUPPORTED EDGES AND BOUNDARIES.

7 UNBLOCKED HORIZONTAL DIAPHRAGM
1/4" = 1'-0"

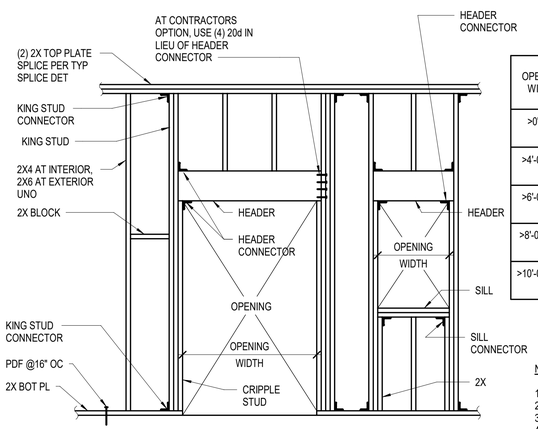

OPENING WIDTH	HEADER		SILL		KING STUD			CRIPPLE STUD
	SIZE	CONNECTOR	SIZE	CONNECTOR	LVL	SIZE	CONNECTOR	
>0'-4'-0"	(2) 2X8	(2) A35	2X	FC	LVL 4 - ROOF	(2) 2X	A35	2X
					LVL 2 - 3	(3) 2X		
>4'-0"-6'-0"	(2) 2X10	(2) A35	(2) 2X	FC	LVL 4 - ROOF	(3) 2X	A35	2X
					LVL 2 - 3	4X6		
>6'-0"-8'-0"	(2) 1 3/4"X11 7/8" 1.9 E LVL	(2) A35	(2) 2X	FC	LVL 4 - ROOF	4X6	A35	2X
					LVL 2 - 3	4X8		
>8'-0"-10'-0"	(2) 1 3/4"X11 7/8" 1.9 E LVL	(2) A35	(2) 2X	FC	LVL 4 - ROOF	4X8	A35	(2) 2X
					LVL 2 - 3	6X6		
>10'-0"-12'-0"	(2) 1 3/4"X11 7/8" 1.9 E LVL	(2) A35	(2) 2X	FC	LVL 4 - ROOF	4X8	A35	(2) 2X
					LVL 2 - 3	6X6		

NOTES:

1. REFER TO GENERAL NOTES FOR BEARING WALL CONSTRUCTION FOR ALL WALL TYPES.
2. NAIL MULTIPLE 2X STUDS FOR HEADER, SILL AND KING STUD TOGETHER WITH 16d AT 12" ON CENTER.
3. MINIMUM NAILING SHALL BE PER THE IBC.
4. AT SHEAR WALL, USE STUD AND SILL MEMBER THICKNESS PER SHEAR WALL SCHEDULE.

9 TYPICAL TIMBER STUD BEARING WALL FRAMING
1/2" = 1'-0"

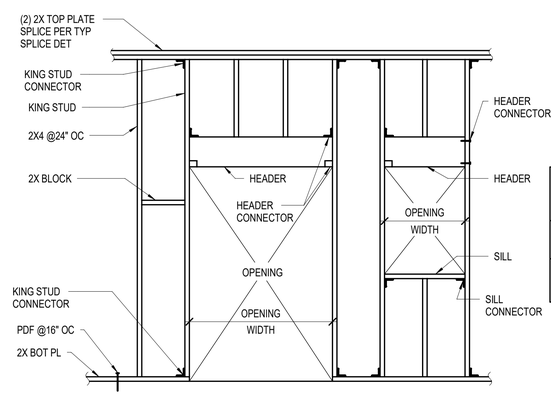

OPENING WIDTH	HEADER		SILL		KING STUD	
	SIZE	CONNECTOR	SIZE	CONNECTOR	SIZE	2X
>0'-4'-0"	(2) 2X4	(2) A35 OR (4) 20d NAILS	2X4	FC4	2X4	A34
>4'-0"-8'-0"	4X6	HH4 AND A35 OR (6) 20d NAILS	(2) 2X4	FC4	(2) 2X4	A34

NOTES:

1. NAIL MULTIPLE 2X STUDS FOR HEADER, SILL AND KING STUD TOGETHER WITH 16d AT 12" ON CENTER.
2. MINIMUM NAILING SHALL BE PER THE IBC.
3. AT CONTRACTOR'S OPTION, USE .145" DIAMETER X 3/4" CONCRETE EMBEDMENT LOW VELOCITY POWDER DRIVEN FASTENER AT 16" ON CENTER. CONTRACTOR TO COORDINATE WITH POST TENSIONED TENDON.

10 TYPICAL TIMBER STUD PARTITION (NON-BEARING) WALL FRAMING
1/2" = 1'-0"

Owner
Storm King Art Center
1 Museum Road
New Windsor, NY 12553
+1 (845) 534-3115

Design Architect
heneghan peng architects
14-16 Lord Edward Street
Dublin, D02 YC63
+353 1 633 9000

Executive Architect
WXY Architecture + Urban Design
224 Centre Street, 5th Floor
New York, NY 10013
+1 (212) 219-1953

Landscape Architect
Gustafson Porter + Bowman
1 Cobham Mews
London, MW1 9SB
+44 020 7284 8950

Reed Hilderbrand LLC
33 Whitney Avenue, 3rd Floor
New Haven, CT 06510
+1 (617) 923-2422

Structural & Lighting
ARUP
77 Water Street
New York, NY 10005
+1 (212) 896-3000

MEPF & IT
BuroHappold
100 Broadway #23
New York, NY 10005
+1 (212) 616-0228

Civil
VHB
100 Great Oaks Blvd., Suite 118
Albany, NY 12203
+1 (518) 389-3606

AV & Acoustics
LSTN Consultants
76 Beaver Street, 2nd Floor
New York, NY 10005
+1 (347) 788-0810

Facade
Front Inc.
100 E. Broadway Street, #501
New York, NY 10002
+1 (212) 242-2220

Key Plan

Description	Date
Filing Set	06/17/22

Project

Storm King Art Center

Welcome Pavilions

Seal

NOT FOR CONSTRUCTION

Drawing Title

Structural Typ Timber Details, Sheet 2

Date	06/17/22
Scale	AS NOTED
Drawing Number	S-W-722
Sheet Size	ARCH D

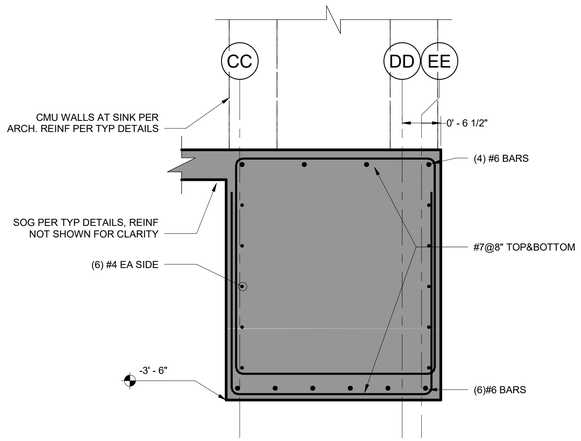

1 SECTION
1" = 1'-0"

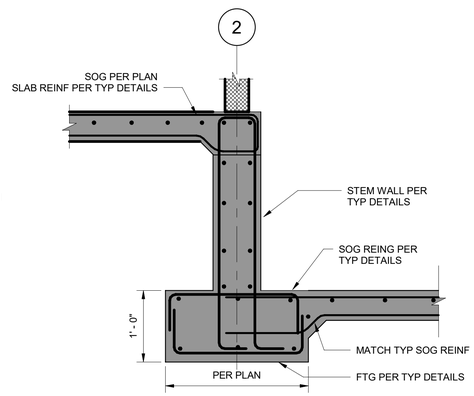

2 SECTION
1" = 1'-0"

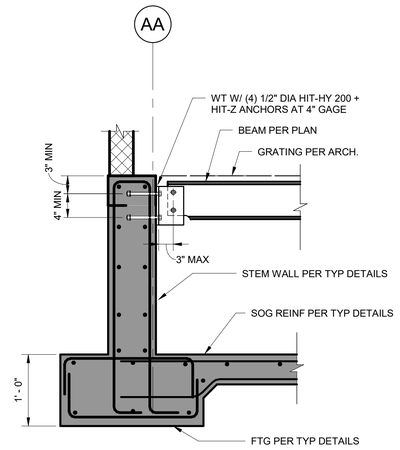

3 SECTION
1" = 1'-0"

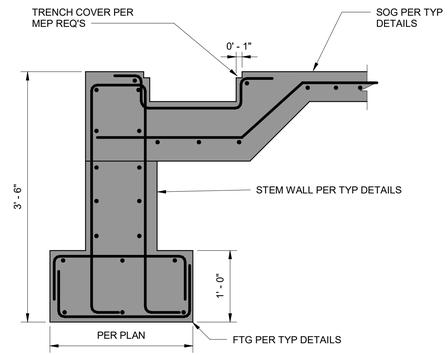

4 SECTION AT TRENCH
1" = 1'-0"

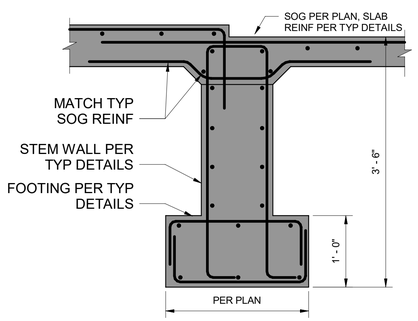

5 SECTION AT SLAB STEP
1" = 1'-0"

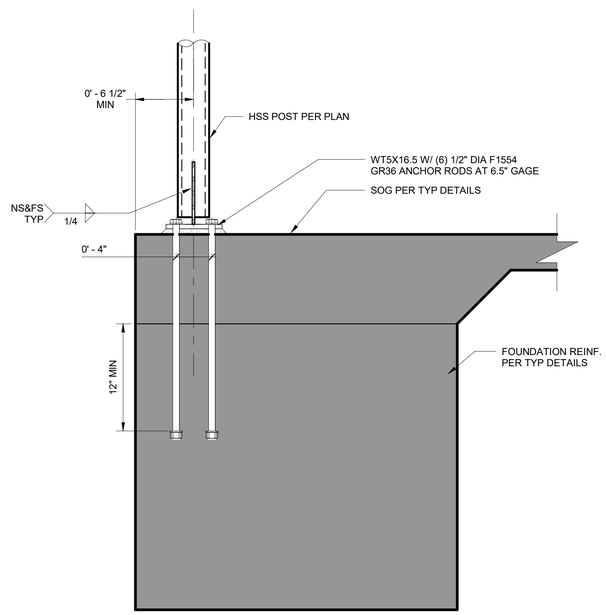

6 COLUMN BASE DETAIL
1 1/2" = 1'-0"

Owner
Storm King Art Center
1 Museum Road
New Windsor, NY 12553
+1 (845) 534-3115

Design Architect
heneghan peng architects
14-16 Lord Edward Street
Dublin, D02 YC63
+353 1 633 9000

Executive Architect
WXY Architecture + Urban Design
224 Centre Street, 5th Floor
New York, NY 10013
+1 (212) 219-1953

Landscape Architect
Gustafson Porter + Bowman
1 Cobham Mews
London, MW1 9SB
+44 020 7284 8950

Reed Hilderbrand LLC
33 Whitney Avenue, 3rd Floor
New Haven, CT 06510
+1 (617) 923-2422

Structural & Lighting
ARUP
77 Water Street
New York, NY 10005
+1 (212) 896-3000

MEPF & IT
BuroHappold
100 Broadway #23
New York, NY 10005
+1 (212) 616-0228

Civil
VHB
100 Great Oaks Blvd., Suite 118
Albany, NY 12203
+1 (518) 389-3606

AV & Acoustics
LSTN Consultants
76 Beaver Street, 2nd Floor
New York, NY 10005
+1 (347) 788-0810

Facade
Front Inc.
100 E. Broadway Street, #501
New York, NY 10002
+1 (212) 242-2220

Key Plan

N

Description	Date
Filing Set	06/17/22

Project

Storm King Art Center

Welcome Pavilions

Seal

NOT FOR CONSTRUCTION

Drawing Title

Restroom Foundation Details

Date	06/17/22
Scale	As Noted
Drawing Number	S-W-811
Sheet Size	ARCH D

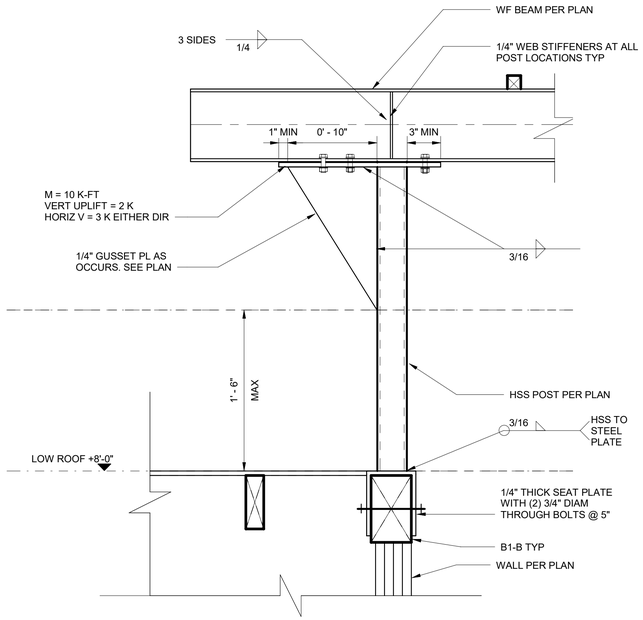

1 KICKER SECTION
1 1/2" = 1'-0"

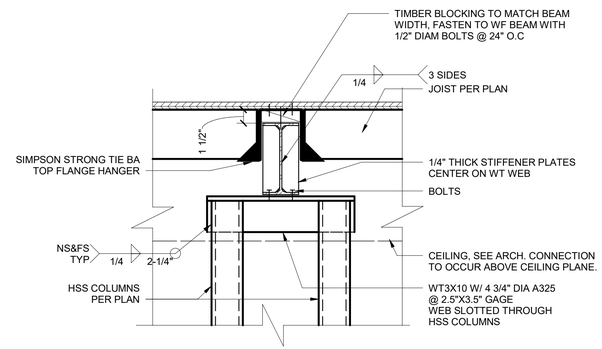

NOTE: PROVIDE (6) 0.148X1.5 TOP FASTENERS, (4) 0.148X1.5 FACE FASTENERS, (2) 0.148X1.5 JOIST FASTENERS AT BA HANGER, TYP

2 HIGH ROOF SECTION
1 1/2" = 1'-0"

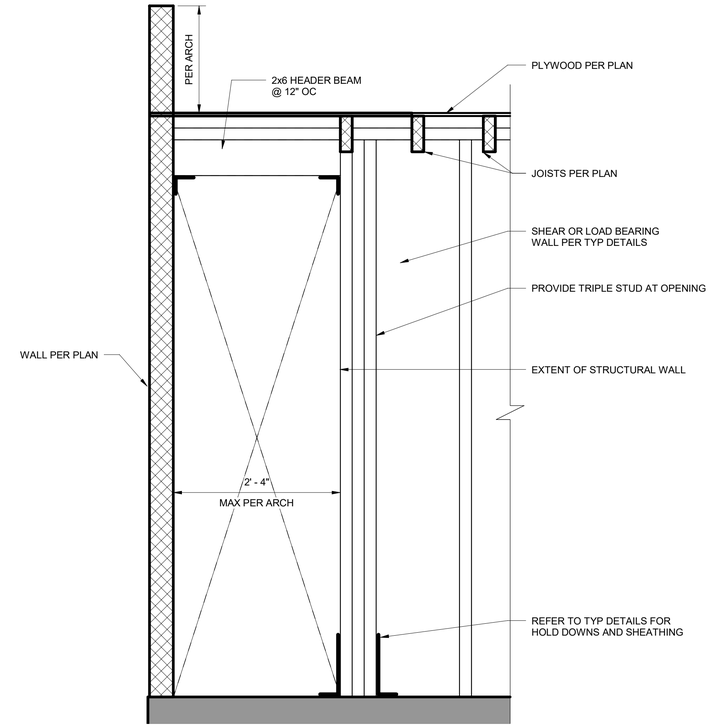

3 WALL ELEVATION
1" = 1'-0"

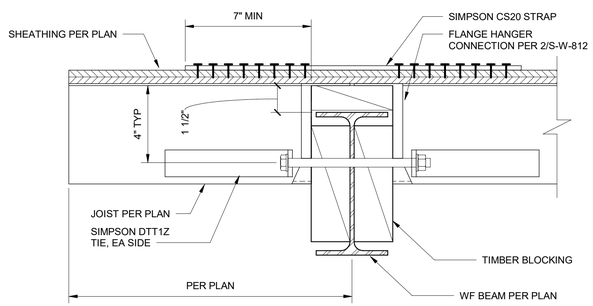

NOTE: PROVIDE (6) 0.148X1 1/2 FASTENERS AT DTT1Z TIES

4 CANTILEVER JOIST CONNECTION
3" = 1'-0"

Owner
Storm King Art Center
1 Museum Road
New Windsor, NY 12553
+1 (845) 534-3115

Design Architect
heneghan peng architects
14-16 Lord Edward Street
Dublin, D02 YC63
+353 1 633 9000

Executive Architect
WXY Architecture + Urban Design
224 Centre Street, 5th Floor
New York, NY 10013
+1 (212) 219-1953

Landscape Architect
Gustafson Porter + Bowman
1 Cobham Mews
London, MW1 9SB
+44 020 7284 8950

Reed Hilderbrand LLC
33 Whitney Avenue, 3rd Floor
New Haven, CT 06510
+1 (617) 923-2422

Structural & Lighting
ARUP
77 Water Street
New York, NY 10005
+1 (212) 896-3000

MEPF & IT
BuroHappold
100 Broadway #23
New York, NY 10005
+1 (212) 616-0228

Civil
VHB
100 Great Oaks Blvd., Suite 118
Albany, NY 12203
+1 (518) 389-3606

AV & Acoustics
LSTN Consultants
76 Beaver Street, 2nd Floor
New York, NY 10005
+1 (347) 788-0810

Facade
Front Inc.
100 E. Broadway Street, #501
New York, NY 10002
+1 (212) 242-2220

Key Plan

N

Description	Date
Filing Set	06/17/22

Project

Storm King Art Center

Welcome Pavilions

Seal

NOT FOR CONSTRUCTION

Drawing Title

Restroom Framing Details

Date	06/17/22
Scale	As Noted
Drawing Number	S-W-812
Sheet Size	ARCH D

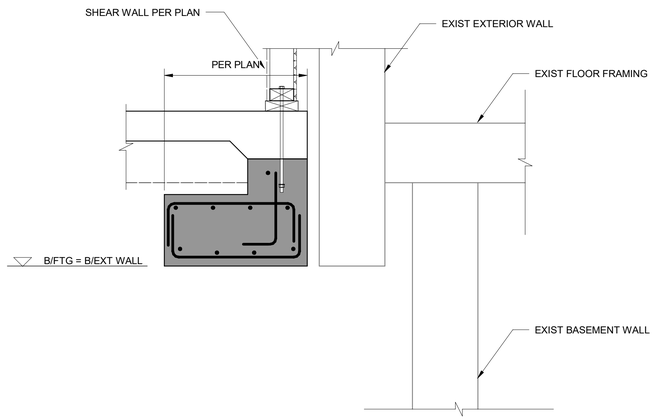

1 SECTION AT EXIST WALL
1" = 1'-0"

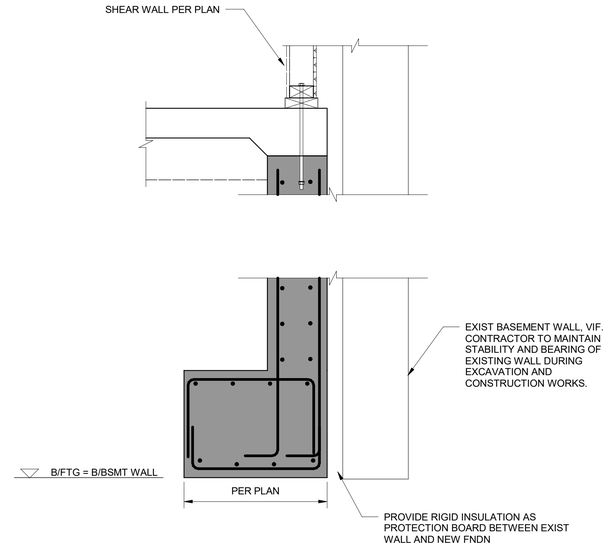

2 SECTION AT EXT BASEMENT WALL
1" = 1'-0"

Owner
Storm King Art Center
1 Museum Road
New Windsor, NY 12553
+1 (845) 534-3115

Design Architect
heneghan peng architects
14-16 Lord Edward Street
Dublin, D02 YC63
+353 1 633 9000

Executive Architect
WXY Architecture + Urban Design
224 Centre Street, 5th Floor
New York, NY 10013
+1 (212) 219-1953

Landscape Architect
Gustafson Porter + Bowman
1 Cobham Mews
London, MW1 9SB
+44 020 7284 8950

Reed Hilderbrand LLC
33 Whitney Avenue, 3rd Floor
New Haven, CT 06510
+1 (617) 923-2422

Structural & Lighting
ARUP
77 Water Street
New York, NY 10005
+1 (212) 896-3000

MEPF & IT
BuroHappold
100 Broadway #23
New York, NY 10005
+1 (212) 616-0228

Civil
VHB
100 Great Oaks Blvd., Suite 118
Albany, NY 12203
+1 (518) 389-3606

AV & Acoustics
LSTN Consultants
76 Beaver Street, 2nd Floor
New York, NY 10005
+1 (347) 788-0810

Facade
Front Inc.
100 E. Broadway Street, #501
New York, NY 10002
+1 (212) 242-2220

Key Plan

Description	Date
Filing Set	06/17/22

Project

Storm King Art Center

Welcome Pavilions

Seal

NOT FOR CONSTRUCTION

Drawing Title

Ticketing Foundation Details

Date	06/17/22
Scale	As Noted
Drawing Number	S-W-821
Sheet Size	ARCH D

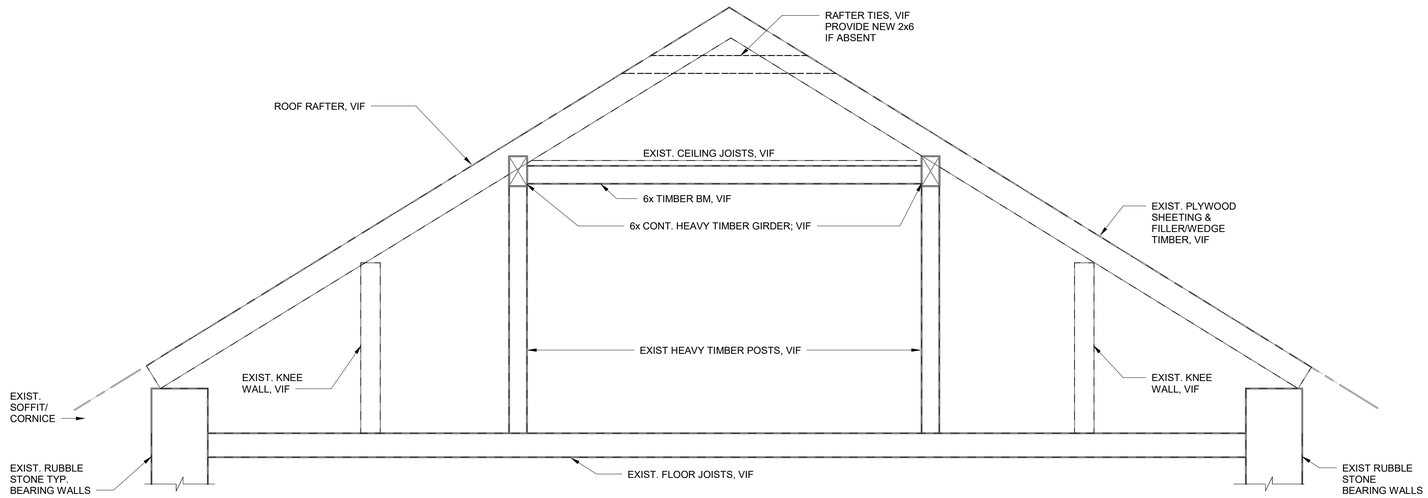

NOTE:
FLOOR SUPPORT AT THIRD LEVEL AND BELOW
(GIRDERS & BEARING WALLS) NOT SHOWN
(NOT IN SCOPE)

1 EXISTING ROOF SECTION
1/2" = 1'-0"

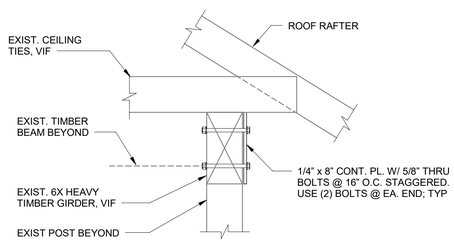

2 TYPICAL GIRDER REINFORCEMENT
1" = 1'-0"

Owner
Storm King Art Center
1 Museum Road
New Windsor, NY 12553
+1 (845) 534-3115

Design Architect
heneghan peng architects
14-16 Lord Edward Street
Dublin, D02 YC63
+353 1 633 9000

Executive Architect
WXY Architecture + Urban Design
224 Centre Street, 5th Floor
New York, NY 10013
+1 (212) 219-1953

Landscape Architect
Gustafson Porter + Bowman
1 Cobham Mews
London, MW1 9SB
+44 020 7284 8950

Reed Hilderbrand LLC
33 Whitney Avenue, 3rd Floor
New Haven, CT 06510
+1 (617) 923-2422

Structural & Lighting
ARUP
77 Water Street
New York, NY 10005
+1 (212) 896-3000

MEPF & IT
BuroHappold
100 Broadway #23
New York, NY 10005
+1 (212) 616-0228

Civil
VHB
100 Great Oaks Blvd., Suite 118
Albany, NY 12203
+1 (518) 389-3606

AV & Acoustics
LSTN Consultants
76 Beaver Street, 2nd Floor
New York, NY 10005
+1 (347) 788-0810

Facade
Front Inc.
100 E. Broadway Street, #501
New York, NY 10002
+1 (212) 242-2220

Key Plan

Description	Date
Filing Set	06/17/22

Project

Storm King Art Center

Welcome Pavilions

Seal

NOT FOR CONSTRUCTION

Drawing Title

Ticketing Framing Details

Date	06/17/22
Scale	As Noted
Drawing Number	S-W-822
Sheet Size	ARCH D

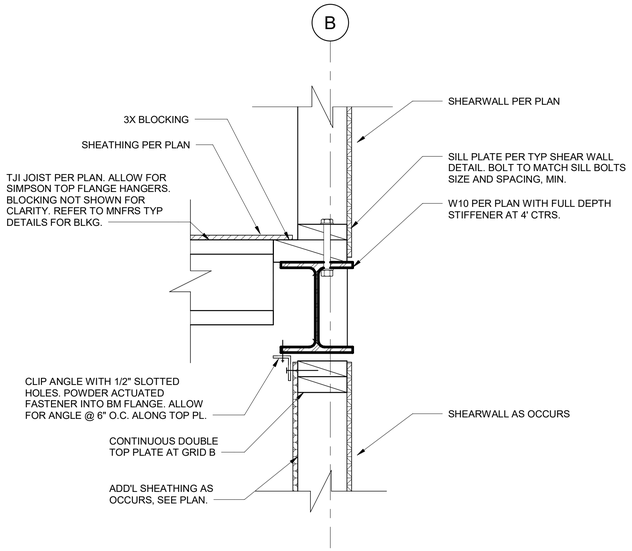

1 SECTION
1 1/2" = 1'-0"

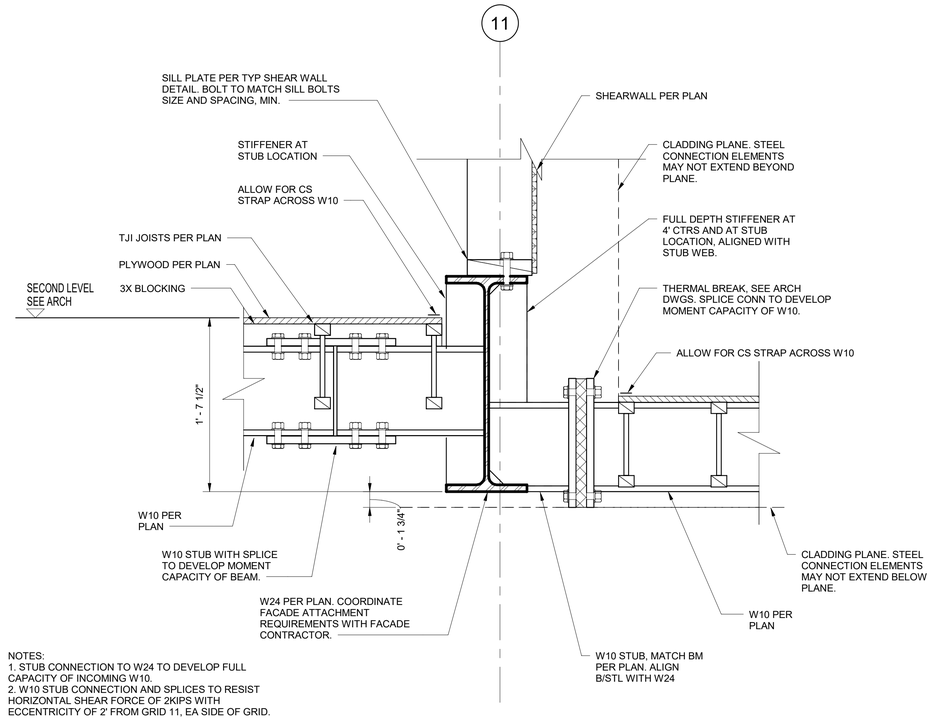

NOTES:
1. STUB CONNECTION TO W24 TO DEVELOP FULL CAPACITY OF INCOMING W10.
2. W10 STUB CONNECTION AND SPLICES TO RESIST HORIZONTAL SHEAR FORCE OF 2KIPS WITH ECCENTRICITY OF 2' FROM GRID 11, EA SIDE OF GRID.

2 SECTION
1 1/2" = 1'-0"

Owner
Storm King Art Center
1 Museum Road
New Windsor, NY 12553
+1 (845) 534-3115

Design Architect
heneghan peng architects
14-16 Lord Edward Street
Dublin, D02 YC63
+353 1 633 9000

Executive Architect
WXY Architecture + Urban Design
224 Centre Street, 5th Floor
New York, NY 10013
+1 (212) 219-1953

Landscape Architect
Gustafson Porter + Bowman
1 Cobham Mews
London, MW1 9SB
+44 020 7284 8950

Reed Hilderbrand LLC
33 Whitney Avenue, 3rd Floor
New Haven, CT 06510
+1 (617) 923-2422

Structural & Lighting
ARUP
77 Water Street
New York, NY 10005
+1 (212) 896-3000

MEPF & IT
BuroHappold
100 Broadway #23
New York, NY 10005
+1 (212) 616-0228

Civil
VHB
100 Great Oaks Blvd., Suite 118
Albany, NY 12203
+1 (518) 389-3606

AV & Acoustics
LSTN Consultants
76 Beaver Street, 2nd Floor
New York, NY 10005
+1 (347) 788-0810

Facade
Front Inc.
100 E. Broadway Street, #501
New York, NY 10002
+1 (212) 242-2220

Key Plan

Description	Date
Filing Set	06/17/22

Project

Storm King Art Center

Welcome Pavilions

Seal

NOT FOR CONSTRUCTION

Drawing Title

Ticketing Framing Details

Date	06/17/22
Scale	As Noted
Drawing Number	S-W-823
Sheet Size	ARCH D

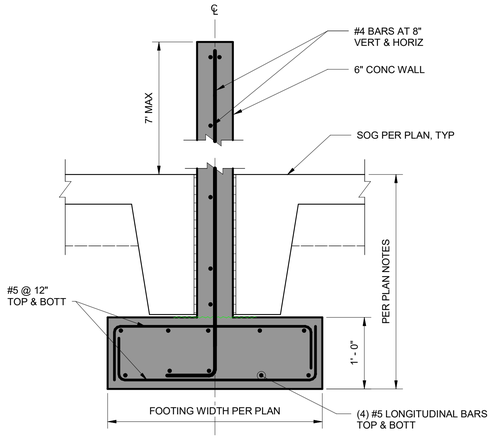

1 CONCRETE WALL SECTION
1" = 1'-0"

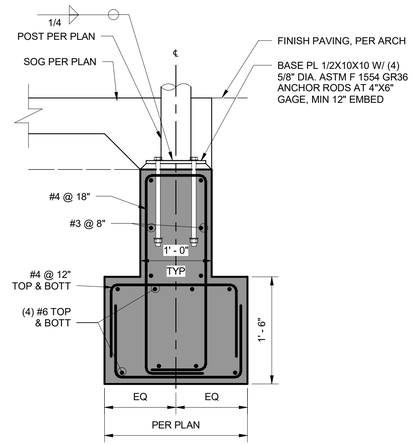

2 SECTION
1" = 1'-0"

Owner
Storm King Art Center
1 Museum Road
New Windsor, NY 12553
+1 (845) 534-3115

Design Architect
heneghan peng architects
14-16 Lord Edward Street
Dublin, D02 YC63
+353 1 633 9000

Executive Architect
WXY Architecture + Urban Design
224 Centre Street, 5th Floor
New York, NY 10013
+1 (212) 219-1953

Landscape Architect
Gustafson Porter + Bowman
1 Cobham Mews
London, MW1 9SB
+44 020 7284 8950

Reed Hilderbrand LLC
33 Whitney Avenue, 3rd Floor
New Haven, CT 06510
+1 (617) 923-2422

Structural & Lighting
ARUP
77 Water Street
New York, NY 10005
+1 (212) 896-3000

MEPF & IT
BuroHappold
100 Broadway #23
New York, NY 10005
+1 (212) 616-0228

Civil
VHB
100 Great Oaks Blvd., Suite 118
Albany, NY 12203
+1 (518) 389-3606

AV & Acoustics
LSTN Consultants
76 Beaver Street, 2nd Floor
New York, NY 10005
+1 (347) 788-0810

Facade
Front Inc.
100 E. Broadway Street, #501
New York, NY 10002
+1 (212) 242-2220

Key Plan

Description	Date
Filing Set	06/17/22

Project

Storm King Art Center

Welcome Pavilions

Seal

NOT FOR CONSTRUCTION

Drawing Title

Canopy Foundation Details

Date	06/17/22
Scale	As Noted
Drawing Number	S-W-831
Sheet Size	ARCH D

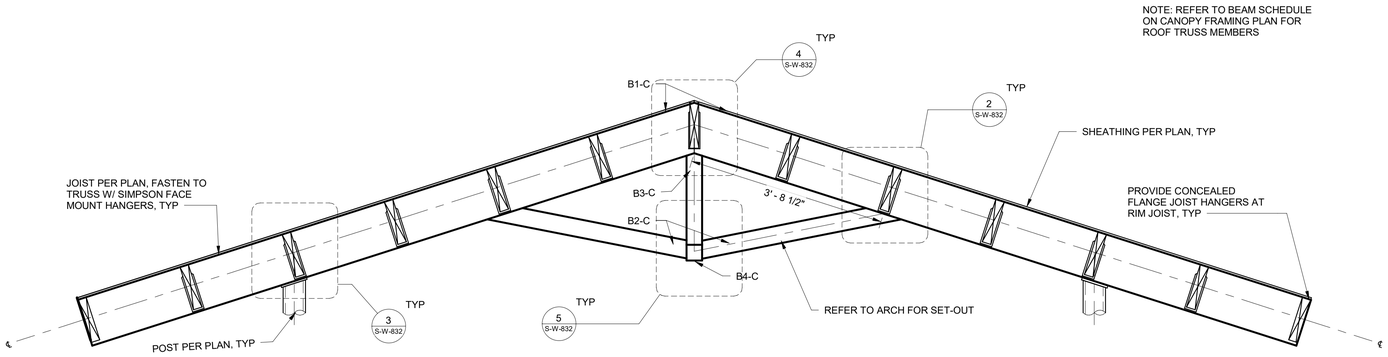

1 CANOPY ROOF TRUSS SECTION
3/4" = 1'-0"

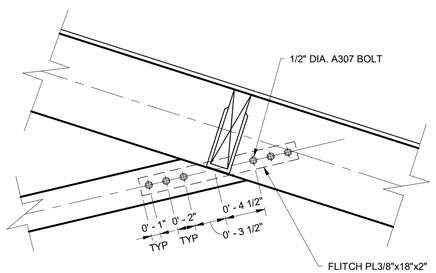

2 CONNECTION 1
1 1/2" = 1'-0"

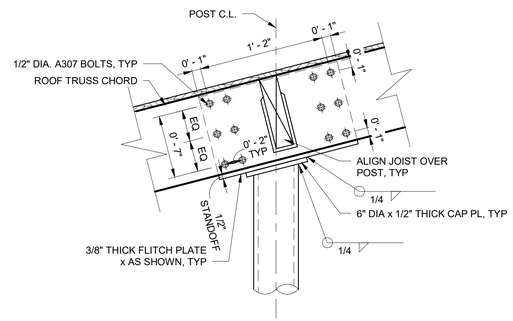

3 CONNECTION 2
1 1/2" = 1'-0"

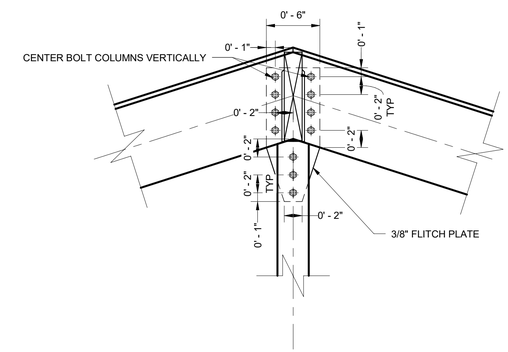

4 CONNECTION 3
1 1/2" = 1'-0"

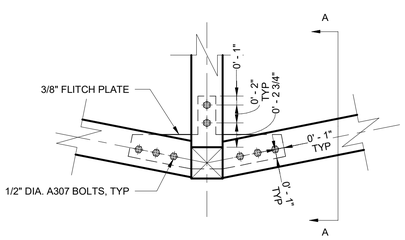

5 CONNECTION 4
1 1/2" = 1'-0"

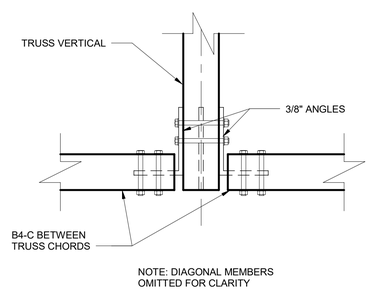

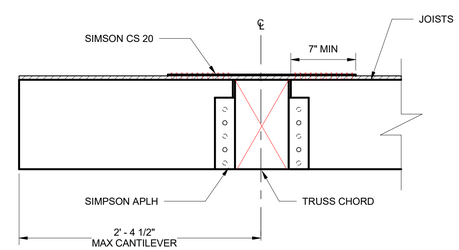

6 CANTILEVER JOIST CONNECTION
1 1/2" = 1'-0"

Owner
Storm King Art Center
1 Museum Road
New Windsor, NY 12553
+1 (845) 534-3115

Design Architect
heneghan peng architects
14-16 Lord Edward Street
Dublin, D02 YC63
+353 1 633 9000

Executive Architect
WXY Architecture + Urban Design
224 Centre Street, 5th Floor
New York, NY 10013
+1 (212) 219-1953

Landscape Architect
Gustafson Porter + Bowman
1 Cobham Mews
London, MW1 9SB
+44 020 7284 8950

Reed Hilderbrand LLC
33 Whitney Avenue, 3rd Floor
New Haven, CT 06510
+1 (617) 923-2422

Structural & Lighting
ARUP
77 Water Street
New York, NY 10005
+1 (212) 896-3000

MEPF & IT
BuroHappold
100 Broadway #23
New York, NY 10005
+1 (212) 616-0228

Civil
VHB
100 Great Oaks Blvd., Suite 118
Albany, NY 12203
+1 (518) 389-3606

AV & Acoustics
LSTN Consultants
76 Beaver Street, 2nd Floor
New York, NY 10005
+1 (347) 788-0810

Facade
Front Inc.
100 E. Broadway Street, #501
New York, NY 10002
+1 (212) 242-2220

Key Plan

Description	Date
Filing Set	06/17/22

Project

Storm King Art Center

Welcome Pavilions

Seal

NOT FOR CONSTRUCTION

Drawing Title

Canopy Framing Details

Date	06/17/22
Scale	As Noted
Drawing Number	S-W-832
Sheet Size	ARCH D

ABBREVIATIONS

ABV.	ABOVE
AC	AIR CONDITIONER
AD	ACCESS DOOR
AFF	ABOVE FINISHED FLOOR
AHU	AIR HANDLING UNIT
AL	ACOUSTICAL LINING
ALD	AUTOMATIC LOUVER DAMPER (MOTORIZED)
ATC	AUTOMATIC TEMPERATURE CONTROL
B.D.D.	BACK DRAFT DAMPER
BMS	BUILDING MANAGEMENT SYSTEM
BOD	BOTTOM OF DUCT
BHP	BRAKE HORSE POWER
BRD	BAROMETRIC RELIEF DAMPER
BTU	BRITISH THERMAL UNIT
CC	COOLING COIL
CD	CEILING DIFFUSER
CFM	CUBIC FEET PER MINUTE
CG	CEILING GRILLE
CO2	CARBON DIOXIDE
CHW	CHILLED WATER
CO	CLEAN OUT
COD	CABLE OPERATED VOLUME DAMPER
CDP	CONDENSATE DRAIN PIPING
CP	CONDENSATE PUMP RETURN
CAV	CONSTANT AIR VOLUME TERMINAL
DN	DOWN
EAT	ENTERING AIR TEMPERATURE
EXH FN	EXHAUST FAN
EHC	ELECTRIC HEATING COIL
EV	EXPANSION VESSEL/EXPANSION TANK
EWT	ENTERING WATER TEMPERATURE
ETK	EXPANSION TANK
FC	FLEXIBLE CONNECTION
FCU	FAN COIL UNIT
FD/AD	FIRE DAMPER/ACCESS DOOR
FD/GA	FIRE DAMPER/GRILLE ACCESS
FTR	FIN TUBE RADIATOR
FL	FLOOR
FLA	FULL LOAD AMPS
FSD	FIRE SMOKE DAMPER
FSD/AD	FIRE SMOKE DAMPER/ACCESS DOOR
FSD/GA	FIRE SMOKE DAMPER/GRILLE ACCESS
GPM	GALLONS PER MINUTE
GX	GENERAL EXHAUST
HC	HEATING COIL
HHW	HEATING HOT WATER
HPS	HIGH PRESSURE STEAM
HP	HORSE POWER
HX	HEAT EXCHANGER (SHELL & TUBE)
ID	INSIDE DIMENSION
KW	KILOWATT
LAT	LEAVING AIR TEMPERATURE
LED	LINEAR EXHAUST DIFFUSER (CEILING, WALL, SILL, OR FLOOR)

LRD	LINEAR RETURN DIFFUSER (CEILING, WALL, SILL, OR FLOOR)
LSD	LINEAR SUPPLY DIFFUSER (CEILING, WALL, SILL, OR FLOOR)
LTHW	LOW TEMPERATURE HOT WATER
LVL	LEVEL
LWS	LOUVER WITH WIRE SCREEN
LWT	LEAVING WATER TEMPERATURE
MAT	MIXED AIR TEMPERATURE
MAX	MAXIMUM
MBH	THOUSAND BTU PER HOUR
MBTU	BRITISH THERMAL UNIT (1000 BTU)
MIN	MINIMUM
MO (WO)	MASONRY OPENING (WALL OPENING)
NC	NORMALLY CLOSED
NFA	NET FREE AREA
NIC	NOT IN THIS CONTRACT
NO	NORMALLY OPEN
NTS	NOT TO SCALE
OA	OUTSIDE AIR
OAT	OUTSIDE AIR TEMPERATURE
OBD	OPPOSED BLADE DAMPER
OED	OPEN ENDED DUCT
P	PUMP
PHC	PRE-HEAT COIL
PHX	PLATE & FRAME HEAT EXCHANGE
PSI	POUNDS PER SQUARE INCH (GAUGE)
RA	RETURN AIR
RF	RETURN FAN
RHC	REHEAT COIL
RPM	REVOLUTIONS PER MINUTE
RR	RETURN REGISTER
RX	RECYCLING ROOM EXHAUST
SA	SUPPLY AIR
SCHW	SECONDARY CHILLED WATER
SD	SMOKE DAMPER
SD/ALD	SMOKE DAMPER AND AUTOMATIC LOUVER COMBINATION
SF	SUPPLY FAN
SG	SUPPLY GRILLE
ST	SOUND TRAP
SEF	SMOKE EXHAUST FAN
TOD	TOP OF DUCT
TF	TRANSFER FAN
TG	TOP GRILLE
TR	TOP REGISTER
TD	TRANSFER DUCT
TRX	TRASH EXHAUST
TX	TOILET EXHAUST
UH	UNIT HEATER
VAV	VARIABLE AIR VOLUME
VD	VOLUME DAMPER
VFD	VARIABLE FREQUENCY DRIVE
WMS	WIRE MESH SCREEN
(300)	CUBIC FEET OF AIR PER MINUTE OR GALLONS PER MINUTE

HVAC SYMBOLS (DUCTWORK)

	RECTANGULAR DUCT SUPPLY
	RECTANGULAR DUCT RETURN
	RECTANGULAR DUCT EXHAUST
	ROUND DUCT SUPPLY
	ROUND DUCT RETURN
	ROUND DUCT EXHAUST
	FALT OVAL DUCT SUPPLY
	FLAT OVAL DUCT RETURN
	FLAT OVAL DUCT EXHAUST
	DOUBLE WALL DUCTWORK
	DUCT WITH ACOUSTIC LINING
	DUCT WRAPPED WITH FIRE RATED INSULATION
X" TH	BRANCH DUCT WITH RADIUSED SIDE SPLIT - RECTANGULAR DUCT
	BRANCH DUCT TAP, SINGLE BOOT - RECTANGULAR DUCT
	BRANCH DUCT TAP, DOUBLE BOOT - RECTANGULAR DUCT
	BRANCH DUCT TAP, SINGLE BOOT - ROUND & FLAT OVAL DUCT
	BRANCH DUCT TAP, DOUBLE BOOT - ROUND & FLAT OVAL DUCT
	FLEXIBLE DUCT
	FLEXIBLE CONNECTION
AD	ACCESS DOOR
C.O.	CLEAN OUT
	DUCT THROUGH BEAM PENETRATION
	AUTOMATIC DAMPER - OPPOSED BLADE
	AUTOMATIC DAMPER - PARALLEL BLADE
FSD	FIRE SMOKE DAMPER
FD	FIRE DAMPER
BD.D	BACKDRAFT DAMPER
BR.D	BAROMETRIC DAMPER
A2	SQUARE CEILING DIFFUSER (SHADED SECTORS INDICATE BLANK OFFS)
B2	ROUND CEILING DIFFUSER (SHADED SECTORS INDICATE BLANK OFFS)
C2	ROUND FLOOR DIFFUSER (UFAD)
	REGISTER - SIDEWALL/CEILING/FLOOR - SUPPLY
	REGISTER/GRILLE - SIDEWALL/CEILING/FLOOR - RETURN/EXHAUST
	WALL TRANSFER GRILLES
	LINEAR DIFFUSER/GRILLE - SUPPLY/RETUN/EXHAUST (UNSHADED SECTIONS INDICATE ACTIVE LINEAR, SHADED SECTIONS INDICATE BLANK OFF)
	PLENUM FOR LINEAR DIFFUSER/GRILLE
SD	DUCT SMOKE DETECTOR
FS	DUCT FIRESTAT
AFS	AIRFLOW STATION
	SOUND TRAP
TR.D.	ACOUSTIC TRANSFER DUCT
	TERMINAL UNIT - VAV BOX - WITH/WITHOUT HEATING COIL
	TERMINAL UNIT - FAN COIL UNIT
	TERMINAL UNIT - FAN POWERED BOX WITH/WITHOUT HEATING COIL
	TERMINAL UNIT - FAN POWERED CHILLED BEAM - WITH HEATING & COOLING COILS
	TERMINAL UNIT - ACTIVE CHILLED BEAM - CEILING MOUNTED (SEE EQUIPMENT SCHEDULES)

HVAC SYMBOLS (DUCTWORK)

H	TERMINAL UNIT - ACTIVE CHILLED BEAM - HORIZONTAL ABOVE CEILING MOUNTED (SEE EQUIPMENT SCHEDULES)
V	TERMINAL UNIT - ACTIVE CHILLED BEAM - VERTICAL ABOVE CEILING MOUNTED (SEE EQUIPMENT SCHEDULES)
	TERMINAL UNIT - AIRFLOW REGULATOR (SLIP IN TYPE)
	TERMINAL UNIT - FAN BOOSTER UNIT (UFAD)
	LINT TRAP
	DUCT MOUNTED COIL
	DUCT MOUNTED UVGI
	DUCT MOUNTED HUMIDIFIER

HVAC SYMBOLS (PIPING)

	PIPE TURNING UP
	PIPE TURNING DOWN
	SLOPE RISE IN DIRECTION OF FLOW
	SLOPE DROP IN DIRECTION OF FLOW
	PIPE THROUGH BEAM PENETRATION
	WALL SLEEVE WITH WATER STOP
	ELBOW
	TEE
	BRANCH PIPE TOP CONNECTION
	BRANCH PIPE BOTTOM CONNECTION
	REDUCER/INCREASER CONCENTRIC
	REDUCER/DECREASER ECCENTRIC
	UNION
	FLANGED JOINT
	BLIND FLANGE
	END CAP
	PIPE GUIDE
	PIPE ANCHOR
	BALL VALVE - MANUAL (LEVER HANDLE)
	BALL VALVE - MANUAL (TEE HANDLE)
	BALL VALVE - MOTORIZED
	GENERAL DUTY ISOLATION VALVE (SEE SPEC FOR TYPE)
	GATE VALVE
	GLOBE VALVE
	BUTTERFLY VALVE - MANUAL
	BUTTERFLY VALVE - MOTORIZED
	ORBIT VALVE
	FLOWSETTER VALVE (BALANCING)
	CARTRIDGE FLOW BALANCER
	PRESSURE REDUCING VALVE
	PLUG VALVE
	CHECK VALVE (SWING TYPE)
	CHECK VALVE (SILENT TYPE, CENTER GUIDED)
PICV	PRESSURE INDEPENDENT CONTROL VALVE (PICV)
	2 WAY CONTROL VALVE
	3 WAY CONTROL VALVE (MIXING TYPE)
	3 WAY CONTROL VALVE (DIVERTING TYPE)
S	SOLENOID VALVE
	RELIEF VALVE
BFP	BACKFLOW PREVENTOR
RPZ	BACKFLOW PREVENTER (RPZ TYPE)
	AIR VENT (AUTOMATIC)
	TEMPERATURE GAUGE (DUCT MOUNTED)
	PRESSURE GAUGE W/ PIGTAIL AND PETCOCK

HVAC SYMBOLS (PIPING)

	SIGHTGLASS
	SIGHTGLASS WITH MOISTURE INDICATOR (REFRIGERANT)
	FILTER-DRYER
LD	LEAK DETECTOR, PROBE TYPE
LD	LEAK DETECTOR, CABLE TYPE
M	METER
	AIR VENT (MANUAL)
	Y-STRAINER WITH HOSE END
	Y-STRAINER WITH BLOW OFF BALL VALVE
	Y-STRAINER
	DRAIN VALVE WITH CAPPED HOSE END
	DUPLEX BASKET STRAINER
	NOISE SUPRESSOR (STEAM PRV)
	TEMPERATURE GAUGE
	PRESSURE GAUGE W/ PIGTAIL AND PETCOCK
	FLEXIBLE COUPLING
	PIPE IN PIPE (FUEL OIL)
	HEAT TRACED PIPE
AS	AIR SEPARATOR
XT	EXPANSION TANK
	CHEM SHOT FEEDER
	SHELL AND TUBE HEAT EXCHANGER
	PLATE AND FRAME HEAT EXCHANGER
	PUMP

CONTROLS SYMBOLS

T	THERMOSTAT
T	TEMPERATURE SENSOR
H	HUMIDISTAT
H	HUMIDITY SENSOR
CO	CARBON MONOXIDE SENSOR
CO2	CARBON DIOXIDE SENSOR
NO2	NITROGEN DIOXIDE SENSOR
H1	HYDROGEN SENSOR
R	REFRIGERANT SENSOR
EPO	EMERGENCY POWER OFF SWITCH
	TEMPERATURE GAUGE WITH PIPE WELL

Owner
Storm King Art Center
1 Museum Road
New Windsor, NY 12553
+1 (845) 534-3115

Design Architect
heneghan peng architects
14-16 Lord Edward Street
Dublin, D02 YC63, IE
+353 1 633 9000

Executive Architect
WXY Architecture + Urban Design
224 Centre Street, 5th Floor
New York, NY 10013
+1 (212) 219-1953

Landscape Architect
Gustafson Porter + Bowman
1 Cobham Mews
London, MW1 9SB, UK
+44 020 7284 8950

Reed Hilderbrand LLC
33 Whitney Avenue, 3rd Floor
New Haven, CT, US 06510
+1 (617) 923-2422

Structural & Lighting
ARUP
77 Water Street
New York, NY, US 10005
+1 (212) 896-3000

MEPF & IT
BuroHappold
100 Broadway #23
New York, NY, US 10005
+1 (212) 616-0228

Civil
VHB
100 Great Oaks Blvd., Suite 118
Albany, NY, US 12203
+1 (518) 389-3606

AV & Acoustics
LSTN Consultants
76 Beaver Street, 2nd Floor
New York, NY, US 10005
+1 (347) 788-0810

Facade
Front Inc.
100 E. Broadway Street, #501
New York, NY, US 10002
+1 (212) 242-2220

Key Plan

Description	Date
Filing Set	06/17/22

Project

Storm King Art Center

Welcome Pavilions

Seal

NOT FOR CONSTRUCTION

Drawing Title

Abbreviations, Symbols, and Legends

Date	06/17/22
Scale	Not to Scale
Drawing Number	M-W-001
Sheet Size	ARCH D

A. GENERAL NOTES

1. EXECUTE THE WORK IN THE BEST AND MOST THOROUGH MANNER AND TO THE SATISFACTION OF THE CONSULTING ENGINEER, WHO WILL JOINTLY INTERPRET THE MEANING OF THE DRAWINGS AND SPECIFICATIONS AND SHALL HAVE THE POWER TO REJECT ANY WORK AND MATERIALS, WHICH IN THEIR JUDGMENT ARE NOT IN FULL ACCORDANCE THEREWITH.

2. EXCEPT FOR CHANGES AS MAY BE SPECIFICALLY APPROVED BY THE CONSULTING ENGINEERS, IN ACCORDANCE WITH ALTERNATES OF OPTIONS STATED HEREINAFTER, ALL WORK MUST BE IN FULL ACCORDANCE WITH THE INTENT OF THE PLANS AND SPECIFICATIONS, COMPLETE IN EVERY WAY AND READY FOR SATISFACTORY AND EFFICIENT OPERATION WHEN DELIVERED TO THE OWNER.

3. WHERE DISAGREEMENTS OCCUR BETWEEN THE PLANS AND THE SPECIFICATIONS, OR WITHIN EITHER DOCUMENT ITSELF, THE ITEM OR ARRANGEMENT OF BETTER QUALITY, GREATER QUANTITY OR HIGHER COST SHALL BE INCLUDED IN THE BASE BID.

4. THE CONTRACTOR COVENANTS AND AGREES THAT THEY AND THEIR SUBCONTRACTORS AND THEY AND THEIR AGENTS, SERVANTS AND EMPLOYEES WILL PROVIDE AND MAINTAIN A SAFE PLACE TO WORK AND THAT THEY AND THEIR WILL COMPLY WITH ALL LAWS AND REGULATIONS OF ANY GOVERNMENTAL AUTHORITY HAVING JURISDICTION THEREOF AND THE CONTRACTOR AGREES TO INDEMNIFY, DEFEND AND HOLD HARMLESS THE CONSULTING ENGINEER, ARCHITECT AND OWNER FROM AND AGAINST ANY LIABILITY, LOSS, DAMAGE OR EXPENSE, INCLUDING ATTORNEY'S FEES ARISING FROM FAILURE OR ALLEGED FAILURE ON THE PART OF THE CONTRACTOR, THEIR SUBCONTRACTORS AND THEY AND THEIR AGENTS, SERVANTS AND EMPLOYEES TO PROVIDE AND MAINTAIN A SAFE PLACE TO WORK OR TO COMPLY WITH ALL LAWS AND REGULATIONS OF ANY GOVERNMENTAL AUTHORITY HAVING JURISDICTION THEREOF.

5. THE CONTRACTOR AND EACH SUBCONTRACTOR COVENANTS AND AGREES TO INDEMNIFY, DEFEND AND HOLD HARMLESS THE CONSULTING ENGINEER, ARCHITECT AND OWNER FROM AND AGAINST ANY LIABILITY, LOSS, DAMAGE OR EXPENSE, INCLUDING ATTORNEY'S ARISING FROM A FAILURE OR ALLEGED FAILURE ON THE PART OF THE CONTRACTOR, THEIR SUBCONTRACTORS AND THEY AND THEIR AGENTS, SERVANTS AND EMPLOYEES PROPERLY TO DISCHARGE THE OBLIGATIONS ASSUMED BY HIM OR THEM IN THE PERFORMANCE OF THE WORK, INCLUDING ANY ACT OR OMISSION ALLEGEDLY RESULTING IN DEATH OR PERSONAL INJURY OR PROPERTY DAMAGE OR IMPROPER CONSTRUCTION, CONSTRUCTION TECHNIQUES OR THE USE OF IMPROPER OR INAPPROPRIATE MATERIAL OR TOOLS.

6. THE CONTRACTOR AGREES THAT ANY CONTROVERSY OR DISPUTE TO WHICH THE CONTRACTOR, THE ARCHITECT, AND THE CONSULTING ENGINEERS ARE PARTIES SHALL BE SUBMITTED TO ARBITRATION FOR DECISION IN ACCORDANCE WITH THE RULES OF SUCH ASSOCIATION FOR CONSTRUCTION INDUSTRY DISPUTES. ALL SUBCONTRACTORS LIKEWISE AGREE TO SUBMIT TO SUCH ARBITRATION ANY DISPUTE BETWEEN OR AMONG THEM, THE CONTRACTOR, THE ARCHITECT AND THE CONSULTING ENGINEERS, AND THE CONTRACTOR AGREES TO MAKE AVAILABLE TO THE CONSULTING ENGINEERS ON DEMAND SIGNED COPIES OF THE CONTRACT BETWEEN THE OWNER AND THE CONTRACTOR AND BETWEEN THE CONTRACTOR AND THEIR SUBCONTRACTORS. THE CONTRACTOR AND EACH SUBCONTRACTOR AGREE THAT BY SUBMITTING A BID WHICH IS ACCEPTED, THIS PARAGRAPH SHALL BE DEEMED A WRITTEN AGREEMENT TO SUBMIT ANY CONTROVERSY THEREAFTER ARISING ARBITRATION.

7. ALL WORK SHALL BE DONE IN CONFORMANCE WITH ALL GOVERNING CODES, INCLUDING AMENDMENTS, BULLETINS, ETC., AS WELL AS STANDARDS OF INSTALLATION AND EQUIPMENT ESTABLISHED FOR THE BUILDINGS, AND REQUIREMENTS OF THE OWNER.

8. OBTAIN ALL NECESSARY PERMITS AND APPROVAL FROM GOVERNING AUTHORITIES AND FILE ALL NECESSARY FORMS. PAY ALL INSPECTION FEES.

9. COORDINATE SCHEDULING OF ALL WORK TO BE PERFORMED WITH OWNER AND/OR THEIR AGENT AND INCLUDE ALL NECESSARY PREMIUM TIME REQUIRED FOR SHUTDOWNS, WORK IN OCCUPIED AREAS, ETC.

10. BEFORE COMMENCING WORK, EXAMINE ALL ADJOINING WORK ON WHICH THIS WORK IS IN ANY WAY DEPENDENT FOR PERFECT WORKMANSHIP ACCORDING TO THE INTENT OF THIS SPECIFICATION, AND REPORT TO THE CONSTRUCTION MANAGER ANY CONDITION WHICH PREVENTS PERFORMANCE OF FIRST-CLASS WORK. NO "WAIVER OF RESPONSIBILITY" FOR INCOMPLETE, INADEQUATE OR DEFECTIVE ADJOINING WORK WILL BE CONSIDERED UNLESS NOTICE HAS BEEN FILED BEFORE SUBMITTAL OF A PROPOSAL.

11. COORDINATE ALL WORK WITH OTHER TRADES TO INSURE INSTALLATION IS MADE IN ACCORDANCE WITH THE CONTRACT DOCUMENTS.

12. FURNISH ADEQUATE LIABILITY INSURANCE AND BONDING AS REQUIRED BY OWNER.

13. INCLUDE ALL LABOR, MATERIALS, AND APPURTENANCES REQUIRED FOR THE FURNISHING, INSTALLING AND TESTING OF ALL WORK. COMPLETE AND MAKE READY FOR OPERATION IN A MANNER SATISFACTORY TO THE ARCHITECT AND CONSULTING ENGINEER, ALL WORK SHOWN ON DRAWINGS AND SPECIFIED HEREIN.

14. ALL WORK SHALL BE GUARANTEED FOR TWO (2) FULL YEARS FROM THE DATE WHEN THE OWNER HAS ISSUED A "CERTIFICATE OF SUBSTANTIAL COMPLETION".

15. PROVIDE TEMPERATURE CONTROL DEVICES FOR ALL EQUIPMENT, THERMAL ZONE. HEATING & COOLING COILS AND EACH

16. DIMENSIONS INDICATED ON THESE DRAWINGS ARE CLEAR, INSIDE DIMENSIONS.

17. CONTRACTOR SHALL ALLOW FOR ADEQUATE FLEXIBLE DUCT AND PIPE CONNECTIONS. CONNECTION SHALL CONFORM TO THE REQUIREMENTS OF THE MECHANICAL DETAILS AND SPECIFICATIONS.

18. IN ADDITION TO ROTATING EQUIPMENT CONNECTIONS, FLEXIBLE ACOUSTIC ISOLATION, BUILDING CONNECTIONS SHALL OCCUR AT ALL MOVEMENT JOINTS, AND AT ALL "BOX-IN BOX" CONSTRUCTION. COORDINATE REQUIREMENTS WITH ALL OTHER DRAWINGS.

19. ALL SUSPENDED EQUIPMENT TO BE HUNG WITH VIBRATION ISOLATORS PER SPECIFICATION SECTION. MECHANICAL DETAILS AND

20. CONTRACTOR SHALL FAMILIARIZE HIMSELF WITH THE VIBRATION ISOLATION REQUIREMENTS IN THE SPECIFICATIONS & STANDARD DETAILS.

21. PROVIDE FIRE DAMPERS WHEN CROSSING RATED WALLS. REFER TO RATED WALL LOCATIONS AND ARCHITECTURAL DRAWINGS FOR FIRE TYPES.

22. BUILDING SMOKE PURGE SYSTEMS SHALL COMPLY WITH THE REQUIREMENTS OF ANY LOCAL AHJ REQUIREMENTS..

23. SUPPORT ANCHORS SECURED TO THE BOTTOM OF FLOOR SLABS SHALL BE OF THE DROP-IN OR SLEEVE ANCHOR VARIETY. POWDER CHARGED ANCHORING METHODS SHALL NOT BE USED.

24. COORDINATE WITH ARCHITECT FOR FINAL LOCATIONS OF ALL THERMOSTATS PRIOR TO INSTALLATION AND SEEK ENGINEER CONFIRMATION.

25. ALL CONTROL POWER WIRING AND TRANSFORMERS FOR DAMPERS, ACTUATORS, VAV PANELS, ETC SHALL BE PROVIDED BY THE CONTROLS CONTRACTOR. BOXES, CONTROL POWER FOR CONTROL DEVICES SHALL BE DERIVED FROM SOURCE DESIGNATED BY THE ELECTRICAL CONTRACTOR.

26. PROVIDE ACCESS PANELS IN CEILINGS FOR ACCESS TO EQUIPMENT WHERE NECESSARY. CONTRACTOR SHALL ALLOW FOR ADEQUATE ACCESS FOR ALL BALANCING COMPONENTS AND HVAC EQUIPMENT. ENSURE ALL MECHANICAL ELEMENTS ARE A MINIMUM 8" ABOVE FALSE CEILING.

27. ALL MECHANICAL EQUIPMENT SHALL BE MOUNTED ON HOUSEKEEPING PADS AS INDICATED IN THE DRAWINGS COMPLETE WITH ACOUSTIC AND VIBRATION MOUNTS AS INDICATED IN THE STANDARD DETAILS.

28. ALL SUPPLY & RETURN / EXHAUST GRILLES SHALL BE VISION PROOF WHERE REQUIRED.

29. REFER TO ARCHITECTS DRAWINGS FOR CEILING AND FLOOR MOUNTED GRILLE & DIFFUSER SETTING OUT DIMENSIONS.

30. THESE DRAWINGS ARE DIAGRAMMATIC IN NATURE. REFERENCE ARCHITECTURAL DRAWINGS FOR DIMENSIONS/RELATIONSHIPS OF ALL EXPOSED ELEMENTS. COORDINATE ALL HIDDEN WORK WITH ALL OTHER TRADES AND WITH THE FINAL DIMENSIONED LAYOUT OF ELEMENTS FROM ALL TRADES PRIOR TO THE START OF ANY WORK. REPORT ANY CONFLICTS TO ARCHITECT FOR RESOLUTION PRIOR TO START OF ANY WORK.

31. ALLOW FOR ACCESS GRATINGS TO EQUIPMENT AND DAMPERS HIGHER THAN 10 FEET ABOVE FLOOR LEVEL IN MECHANICAL ROOMS.

32. PROVIDE ACCESS PANEL IN CEILINGS FOR ACCESS TO EQUIPMENT WHERE NECESSARY. REFER TO ARCHITECTS CEILING PLANS AND DETAILS.

33. DRAIN LINES FROM ROOF MOUNTED EQUIPMENT SHALL BE PIPED TO THE NEAREST ROOF DRAIN.

B MECHANICAL DUCTWORK

1. COMBINATION FIRE SMOKE DAMPERS SHALL BE INSTALLED WHEREVER DUCTWORK PENETRATES A SHAFT ENCLOSURE.

2. MAXIMUM LENGTH OF FLEXIBLE DUCTWORK BETWEEN BRANCH AND AIR TERMINAL SHALL BE 3'-0".

3. PROVIDE VOLUME DAMPERS IN BRANCH AND RUN OUT DUCTWORK FOR ALL AIR OUTLETS AND INLETS. WHERE DAMPERS ARE ABOVE NON-ACCESSIBLE CEILINGS OR ARE WITHIN CONSTRUCTION, CABLE OPERATED, WORM-GEAR TYPE, REMOTE NON-ACCESSIBLE VOLUME DAMPERS SHALL BE PROVIDED.

4. PROVIDE 1" INTERNAL DUCT ACOUSTICAL & THERMAL LINING (TYPE: JOHNS MANVILLE PERMACOTE LINACOUSTIC R-300 TYPE II BOARD OR EQUAL AND APPROVED) ON ALL SUPPLY DUCTWORK FOR THE FIRST 18ft FROM SUPPLY FAN.

5. SUPPORT ANCHORS SECURED TO THE BOTTOM OF FLOOR SLABS SHALL BE OF THE DROP-IN OR SLEEVE ANCHOR VARIETY. POWDER CHARGED ANCHORING METHODS SHALL NOT BE USED.

6. PROVIDE DUCT ACCESS DOORS AND CEILING ACCESS PANELS FOR ALL FIRE, SMOKE AND. COMBINATION FIRE/SMOKE DAMPERS. CEILING ACCESS PANELS SHALL BE COORDINATED WITH ARCHITECTS REQUIREMENTS.

7. PROVIDE SMOKE DETECTORS IN ALL DUCTWORK WHERE REQUIRED BY CODE. COORDINATE ALL SMOKE DETECTORS WITH THE ELECTRICAL CONTRACTOR AND THE FIRE ALARM.

8. AIR OUTLETS LOCATED IN HIGH CEILINGS SHALL BE FIELD ADJUSTED FOR OPTIMUM DRAFT AND THROW PERFORMANCE.

9. ALL EXPOSED DUCTWORK SHALL BE INTERNALLY LINED, CLEAN, STICKER FREE AND FREE OF DEFORMITIES AND MARKS.

10. LINEAR FLOOR GRILLES AND DIFFUSERS SHALL BE SHOWN ON ARCHITECTURAL DRAWINGS AND SHALL BE HEAVY DUTY.

11. MOUNT ALL SIDEWALL REGISTERS AT THE SAME ELEVATION OR AS SHOWN ON ARCHITECTURAL DRAWINGS.

12. ALL SUPPLY AND RETURN GRILLES AND OPENINGS MUST BE COORDINATED WITH ARCHITECTURE USING THE DESIGN REQUIREMENTS SHOWN ON THE MECHANICAL DRAWINGS AND SCHEDULES.

13. APPROVED COORDINATION DRAWINGS TO BE USED FOR ELEVATIONS AND LOCATIONS OF DUCTWORK AND EQUIPMENT.

14. ALL OPEN ENDED DUCTS TO HAVE WIRE MESH SCREENS.

15. OUTDOOR AIR OPENINGS WITHIN 10' OF CONTAMINANTS SHALL POSITIONED TO CONFORM TO ASHRAE 62.1 2007 REQUIREMENTS.

16. ALL AIR PLENUM SHALL BE 18 GAGE SHEET METAL.

C MECHANICAL PIPEWORK

1. ALL PIPING TO ALLOW FOR EXPANSION BY MEANS OF EXPANSION LOOP AND PIPE ANCHORS.

2. ALL GAS-FIRED APPLIANCES SHALL BE VENTED IN ACCORDANCE WITH NFPA-54, REFERENCED IN THE NYC BUILDING CODE AND WITH LOCAL E-DESIGNATION CODE.

3. PROVIDE GAS SAFETY SHUT-OFF VALVES ON BOTH THE FIRM AND INTERRUPTIBLE GAS MAINS LOCATED IN THE BOILER ROOM. THE CONTRACTOR SHALL PRESSURE TEST ALL PIPING AS PER THE SPECIFICATION.

4. ALL PIPING IN UNHEATED AREAS OR OUTSIDE SHALL BE HEAT TRACED.

5. COORDINATE WITH PLUMBING CONTRACTOR FOR ALL GAS CONNECTIONS TO GAS FIRED EQUIPMENT.

6. DRAIN LINES FROM CEILING MOUNTED EQUIPMENT SHALL BE PIPED TO THE NEAREST FLOOR DRAIN OR SANITARY LINE.

7. HEAT TRACE ALL HEATING HOT WATER PIPE LOCATED ABOVE GRADE OUTSIDE OF BUILDINGS, OR IN COVERED WALKWAYS.

8. ALL PIPING PASSING THROUGH MASONRY WALLS SHALL HAVE A SLEEVE, SEE SPECIFICATIONS.

9. ALL PIPING PASSING THROUGH FIRE-RATED WALLS SHALL HAVE A FIRE-RATED SLEEVE - SEE SPECIFICATIONS.

10. REFRIGERANT PIPE INSULATION AND VAPOR BARRIERS SHALL BE CONTINUOUS THROUGH PIPE HANGERS.

11. ALL BLACK STEEL PIPE HANGERS SHALL BE PAINTED PRIOR TO INSTALLATION.

12. PROVIDE A STRAIGHT RUN OF PIPING AT PUMP SUCTIONS OF LENGTH AT LEAST 5 PIPE DIAMETERS.

D. DIRECT DIGITAL CONTROL (DDC) OVERAL SYSTEM

(BASES OF DESIGN : DISTECH CONTROLS BY AUTOMATED BUILDING SOLUTIONS)
CONTRACTOR SHALL INCLUDE A NEW AND OPEN COMMUNICATION PROTOCOL STATE OF THE ART DIRECT DIGITAL CONTROL (DDC) SYSTEM. COMPOSEDOF AN OPERATING SYSTEM CAPABLE TO TREND READING DATA, ALARM CONTROL SETPOINTS OUT OF RANGE, SCHEDULE SPECIAL AND REGULAR EVENTS AND DISPLAY 3D GRAPHICS. THIS OPERATING SYSTEM SHALL BE HOSTED BY A RACK SERVER WITH ALL THE NECESSARY ACCESSORIES IN ORDER TO BE SEATED INTO THE OWNER'S BUILDING IT NETWORK OR DEDICATED DDC FOR PASSWORD PROTECTED REMOTE ACCESS AND ACT AS A VIRTUAL SERVER. THE OPERATING DDC SYSTEM SHALL BE THE LATEST VENDOR'S VERSION AND ANY FUTURE UPGRADES SHALL BE INCLUDED AS PART OF THE SCOPE FOR AT LEAST THE PERIOD OF THE WARRANTY. THE SYSTEM SHALL SUPPORT API PROTOCOLS

TRAINING SHALL BE INCLUDED AND IT SHALL INCLUDE THREE PHASES:
1. A GENERAL SYSTEM OVERALL TRAINING.
2. HANDS-ON TRAINING.
3. FOLLOW UP TRAINING –THIS FOLLOW UP TRAINING SHALL BE SIX MONTHS AFTER FINAL CONSTRUCTION.

THE DDC SYSTEM SHALL INCLUDE DATA MANAGER CONTROLLERS PER EACH LEVEL OR FLOOR WITH NETWORK LOOPS OF A MINIMUM OF 64 DEVICES OR UNITARY CONTROLLERS. THE DDC SYSTEM ALSO SHALL BE CAPABLE OF EXPANSION. DEDICATED UNITARY CONTROLLERS SHALL BE PROVIDED FORALL TYPE OF MECHANICAL SYSTEMS AS WELL AS ALL THE ASSOCIATED END DEVICES. EACH DDC CONTROLLER SHALL HAVE UNIVERSAL INPUTS AND OUTPUTS.

CONTROLS WILL HAVE THE CAPABILITY OF TREND LOGGING SPECIFIC PARAMETERS IN ORDER TO COMMISSION THE SYSTEM AND TRACK ENERGY COSTS AS REQUIRED (THIS INCLUDES ANY METERING STRATEGIES REQUIRED BY LEED E.G. MEASUREMENT & VERIFICATION). IT IS ENVISAGED THAT AN ENERGY “DASHBOARD”WILL BE PROVIDED IN THE FACILITY FOR THE BUILDING MANAGERS TO VIEW THE CURRENT ENERGY USAGE AND HISTORICAL ENERGY USAGE AND BE CONFIGURE PER THE OWNER'S DIRECTION.

THE DDC SYSTEM SHALL HAVE INTEGRATION CAPABILITIES; THE INTENT OF THE INTEGRATION IS TO FORM THE ABILITY TO HAVE A SINGLE ACCESS TO ALL INTEGRATED SYSTEMS. THIS IS NOT LIMITED TO THE FOLLOWING: BOILER MASTER PANELS, VRF INTERFACES, CHILLERS, CRAC UNITS, VFD'S , GAS AND WATER FLOW METERS, WATER TREATMENT SYSTEM, SECURITY, ACCESS CONTROL, CCTV, VIDEO SURVEILLANCE, LIGHTING CONTROL, UPS/BATTERY POWER SYSTEM, ATS SWITCHES, POWER METERS, DIGITAL SIGNAGE, ELEVATOR CONTROLS AND PACKAGED HVAC EQUIPMENT SUCH AS AHUS AND RTUS. ALTHOUGHALL FEATURES MAY NOT BE INSTALLED IN THIS PROJECT, THE DDC SHALL HAVE THE CAPABILITY. IF NECESSARY THE DDC SYSTEM SHALL ALSO BE CAPABLE TO MANAGE WIRELESS COMMUNICATION SYSTEMS. THIS APPLIES TO DATA-MANAGERS AS WELL AS UNITARY CONTROLLERS AND CRITICAL SENSORS.

THE DDC VENDOR SHALL INCLUDE A SEQUENCE OF OPERATIONS GRAPHIC AND DEDICATED PAGE(S). ALL THE SEQUENCES SHOULD BE IN A SEPARATE PART OF THE NAVIGATION TREE, BUT ALSO ORGANIZED BY INDIVIDUAL ROOM, BY AHU EQUIPMENT , AND/OR BY SYSTEM. THE SEQUENCE SHOULD BE THE AS-BUILT

SEQUENCE THAT MATCHES EXACTLY WHAT IS PROGRAMMED. AS COMMISSIONING OCCURS AND SEQUENCE CHANGES ARE MADE, THESE PAGES SHALL BE UPDATED.

SMART BUILDING FEATURE
THE DDC SYSTEM SHALL BE CAPABLE TO ACT AS "THE DRIVER" IN COLLECTING DATA, MONITOR PERFOMANCE AND ENERGY USAGE OF SEVERAL THIRD PARTY SYSTEM VIA DDC INTEGRATION. THE DDC SYSTEM SHALL HAVE INTEGRATION CAPABILITIES, THE INTENT OF THE INTEGRATION IS TO FORM THE ABILITY TO HAVE A SINGLE ACCESS TO ALL INTEGRATED SYSTEMS. THIS IS NOT LIMITED TO THE FOLLOWING: HEAT PUMPS, AIR HANDLING UNITS, VRF INTERFACES, FAN COIL UNITS UNITS, UNIT HEATERS, VFD'S , WATER FLOW METERS, WATER TREATMENT SYSTEM, SECURITY, ACCESS CONTROL, CCTV, VIDEO SURVEILLANCE, LIGHTING CONTROL, UPS/BATTERY POWER SYSTEM, ATS SWITCHES, POWER METERS, DIGITAL SIGNAGE, ELEVATOR CONTROLS, SHADES AND PACKAGED HVAC EQUIPMENT SUCH AS AHUS AND RTUS. IF NECESSARY THE DDC SYSTEM SHALL ALSO BE CAPABLE TO MANAGE WIRELESS COMMUNICATION SYSTEMS THIS APPLIES TO DATA-MANAGERS AS WELL AS UNITARY CONTROLLERS AND CRITICAL SENSORS.

DDC GENERAL NOTES
1. THE DDC CONTRACTOR SHALL FURNISH AND INSTALL ALL STATE OF THE ART HARDWARE AND ALL THE LATEST OPERATING AND APPLICATIONS SOFTWARE NECESSARY TO PERFORM THE CONTROL SEQUENCES OF OPERATION AS CALLED FOR IN THIS SPECIFICATION.
2. AS A MINIMUM, ONE DEDICATED DDCP SHALL BE PROVIDED FOR EACH MAIN HVAC EQUIPMENT (AHU, RTU, WATER SYSTEMS, VAV, FAN POWEREDVAV BOXES, FCU), IT IS ACCEPTABLE TO HAVE EXPANSION DDC CONTROLLER WITHIN THE SAME SYSTEM DDCP.
3. ALL SETPOINTS INDICATED IN THE SEQUENCES SHALL BE ADJUSTABLE AT THE FRONT END DDC MAIN SOFTWARE SYSTEM OR ANY USER INTERFACE STATION CONNECTED TO ANY MAIN DATA MANAGER CONTROLLER.
4. UNLESS OTHERWISED NOTED, THE DDC SYSTEM ARCHITECTURE SHALL TIE INTO THE BUILDING IT INFRASTRUCTURE AND IT SHALL INTERACT BETWEEN EACH OTHER FOR REMOTE ACCESS. BUILDING IT SHALL PROVIDE STATIC IP ADDRESS AS REQUIRE BY THE DDC CONTRACTOR DDC DESIGN.
5. THE DDC CONTRACTOR SHALL COMPLY WITH ALL BUILDING IT INFRASTRUCTURE SECURITY POLICIES FROM REMOTE ACCESS.
6. UNLESS OTHERWISE NOTED, THE DDC CONTRACTOR SHALL PROVIDE, FOR THE PRIMARY NETWORK, AN INDIVIDUAL ETHERNET VERTICAL HOMERUNS FROM DDC SERVER SWITCH/HUB TO EACH DATA MANAGER OR PRIMARY CONTROLLER AS LONG AS ETHERNET MAXIMUM DISTANCE LIMITATION ARE NOT EXCEEDED.
7. THE DDC CONTRACTOR SHALL BE RESPONSIBLE TO FOLLOW ALL THE TECHNICAL REQUIREMENTS IN A DDC SYSTEM ARCHITECTURE DESIGN FOR DISTANCE LIMITATIONS ON ETHERNET AND FIBER NETWORK. ALL ETHERNET SWITCHES OR FIBER TO ETHERNET CONVERTERS AND ASSOCIATED ACCESSORIES TO BE FURNISH BY THE DDC CONTRACTOR. THE DDC VENDOR SHALL PROVIDE PRIMARLY 24VAC POWER INPUT SWITCHES OR CONVERTER'S TYPE.
8. THE DDC BMS SYSTEM SHALL ALLOW THE DISTRIBUTION OF SYSTEM FUNCTIONS SUCH AS MONITORING AND CONTROL AND GRAPHICAL USER INTERFACE ETC. ACROSS THE NETWORK TO ACHIEVE MAXIMUM FLEXIBILITY, ACCESSIBILITY AND PERFORMANCE.
9. IT IS NOT ACCEPTABLE TO UTILIZE THE NETWORK TO SEND CRITICAL DATA REQUIRED BY A CONTROL ALGORITHM FROM ONE CONTROLLER TO ANOTHER. CRITICAL DATA SHALL BE A DIRECT HARDWIRE INPUT TO THE CONTROLLER CONTAINING THE CONTROL ALGORITHM. IF MULTIPLE CONTROLLERS REQUIRE THE SAME PIECE OF DATA FOR A CONTROL ALGORITHM, THE DATA SHALL BE A DIRECT HARDWIRE INPUT TO EACH CONTROLLER.
10. IT IS NOT ACCEPTABLE TO RESTRICTED ACCESS TO DDC SYSTEM DATA BY THE HARDWARE CONFIGURATION OF THE BMS. HARDWARE CONFIGURATION OF THE BMS NETWORK SHALL BE TOTALLY OPEN AND TRANSPARENT TO THE USER WHEN ACCESSING DATA OR DEVELOPING CONTROL PROGRAMS.
11 THE DDC CONTRACTOR BMS DESIGN SHALL BE MADE TO ALLOW THE CO-EXISTENCE OF CURRENT (IF APPLICABLE) AND FUTURE EXPANSION OF DATA MANAGER CONTROLLERS AND PERSONAL COMPUTER OPERATOR WORKSTATIONS ON THE SAME PRIMARY NETWORK.
12. IT IS NOT ACCEPTABLE TO RESTRICTED ACCESS TO A DDC SYSTEM DATA BY THE HARDWARE CONFIGURATION OF THE BMS. HARDWARE CONFIGURATION OF THE BMS NETWORK SHALL BE TOTALLY OPEN AND TRANSPARENT TO THE USER WHEN ACCESSING DATA OR DEVELOPING CONTROL PROGRAMS.
13. THE DDC CONTRACTOR SHALL PROVIDE NETWORK WIRING AS REQUIRED TO ENSURE TOTAL SYSTEM OPERATION AND COMMUNICATION WITHOUT INTERRUPTION, EVEN IF THE NETWORK WIRING IS OPEN IN ONE (1) LOCATION.
14. THE PRIMARY NETWORK SHALL ALLOW ANY DATA MANAGER CONTROL PANEL TO ACCESS ANY DATA FROM, OR SEND CONTROL COMMANDS AND ALARM REPORTS DIRECTLY TO, ANY OTHER PRIMARY CONTROL PANEL OR COMBINATION OF CONTROLLERS ON THE NETWORK WITHOUT DEPENDENCE UPON A CENTRAL OR INTERMEDIATE PROCESSING DEVICE.
15. THE PEER-TO-PEER NETWORK SHALL ALSO ALLOW ANY PRIMARY CONTROL PANEL TO ACCESS, EDIT, MODIFY, ADD, DELETE, BACK UP, RESTORE ALL SYSTEM POINT DATABASE AND ALL PROGRAMS, ASSIGN PASSWORD ACCESS AND CONTROL PRIORITIES TO EACH SYSTEM INDIVIDUALLY. THE LOGON PASSWORD (AT ANY PC WORKSTATION OR PORTABLE OPERATOR TERMINAL) SHALL ENABLE THE OPERATOR TO MONITOR, ADJUST AND CONTROL ONLY THE SYSTEM THAT THE OPERATOR IS AUTHORIZED FOR.
16. A RACK SERVER WITH BUILT-IN MONITOR SHALL BE FURNISHED LOADED WITH THE DDC CONTRACTOR OPERATING BUILDING MANAGEMENT SYSTEM (BMS) SOFTWARE PLUS ALL THE NECESSARY ACCESSORIES FOR MOUNTING AND CONNECTING TO AN IT NETWORK. AN ADDITIONAL UI STATION TO ACCESS DDC SERVER AT THE MAIN LOCATION POINTS OF CONTROL OF THE DDC SYSTEM SHOULD BE ALSO PROVIDED AND SET UP BY THE DDC CONTRACTOR.
17. ALL GLOBAL COMMON INFORMATION (OUTSIDE AIR TEMP & HUMIDITY, ETC) SHALL BE MEASURED AND COMMUNICATED FROM THE CENTRAL WEATHER STATION.
18. WEATHER STATION SHALL BE VAISALA WXT536 & IT SHALL BE PROVIDED WITH ALL NECESSARY ACCESSORIES TO MEASURE PRESSURE, TEMPERATURE, HUMIDITY, RAIN, WIND. INTERFACE CONNECTIVITY AS WELL AS HARDWIRE TERMINATIONS ARE ACCEPTABLE .
19. THE DDC CONTRACTOR SHALL FURNISH COMMUNICATIONS INTERFACE (INCLUDING NECESSARY SOFTWARE) BETWEEN THE DDC SYSTEM AND EACH MANUFACTURER SUPPLIED CONTROL PANEL SPECIFIED. THE DDC SYSTEM SHALL BE CAPABLE OF READING AND DISPLAYING ALL DATA USED BY THE MANUFACTURER'S CONTROL PANEL. SOFTWARE INTERFACE SHALL BE THROUGH LONMARK/BACNET/MOD BUS COMPLIANT PROTOCOL. WHERE THE DDC SYSTEM IS REQUIRED TO CONTROL THE OPERATION OF THE EQUIPMENT, PROVIDE INPUT AND OUTPUT INTERFACE AS REQUIRED.
20. DDC SYSTEM SHALL BE EXPANDABLE WITHOUT HAVING TO PHYSICALLY RECONFIGURE THE NETWORK.
21. AN UNINTERRUPTIBLE POWER SUPPLY (UPS) SHALL BE PROVIDED AND INSTALLED BY THE DDC CONTRACTOR FOR EACH OF THE FOLLOWING DEVICES THAT ARE POWERED BY THE BMS INCLUDING; NETWORK SWITCHES, BMS PRIMARY CONTROL PANEL, BMS SECONDARY CONTROL PANEL, OPERATOR'S WORKSTATION, PRINTER AND FIELD DEVICE. EACH UPS SHALL POWER THE DEVICE FOR A MINIMUM OF 30 MINUTES, IN THE CASE OF POWER INTERRUPTION.
22. EACH UPS SHALL BE PROVIDED WITH DRY CONTACTS FOR STATUS, RECOMMENDED MANUFACTURER: FUNCTIONAL DEVICES PART# PSH850-UPS-STAT.

PRIMARY NETWORK
1. ALL OPERATOR WORKSTATIONS AND DATA MANAGER CONTROLLERS SHALL DIRECTLY RESIDE ON A NETWORK SUCH THAT COMMUNICATIONS (I.E., ABILITY TO ACCESS, EDIT, MODIFY, ADD, DELETE, BACK UP, REPORT, TREND, RESTORE ALL SYSTEM POINT DATABASE AND ALL PROGRAMS) MAY BE EXECUTED DIRECTLY BETWEEN SERVERS, PRIMARY CONTROL PANELS, AND OPERATOR WORKSTATIONS ON A PEER-TO-PEER BASIS.
2. ALL OPERATOR DEVICES EITHER NETWORK RESIDENT OR CONNECTED VIA INTRANET AND INTERNET, SHALL HAVE THE ABILITY TO ACCESS ALL POINT STATUS AND APPLICATION REPORT DATA OR EXECUTE CONTROL FUNCTIONS FOR ANY AND ALL OTHER DEVICES VIA THE PRIMARY NETWORK OR THE SECONDARY NETWORK.
3. ACCESS TO DATA SHALL BE BASED UPON LOGICAL IDENTIFICATION OF BUILDING EQUIPMENT.
4. THE PRIMARY NETWORK SHALL PROVIDE A HIGH-SPEED DATA TRANSFER RATES FOR ALARM REPORTING, QUICK REPORT GENERATION FROM MULTIPLE CONTROLLERS AND UPLOAD/DOWNLOAD EFFICIENCY BETWEEN NETWORK DEVICES. SYSTEM PERFORMANCE SHALL INSURE THAT AN ALARM OCCURRING AT ANY CONTROL PANEL IS DISPLAYED AT ANY PC WORKSTATION, STANDALONE ALARM PRINTER AND/OR CONTROL PANEL WITHIN 5 SECONDS.
5. THE PRIMARY NETWORK SHALL PROVIDE MESSAGE AND ALARM BUFFERING TO PREVENT INFORMATION FROM BEING LOST, ERROR DETECTION, CORRECTION AND RE-TRANSMISSIONTO GUARANTEE DATA INTEGRITY.
6. THE PRIMARY NETWORK SHOULD BE CAPABLE TO DO SYNCHRONIZATION OF REAL-TIME CLOCKS BETWEEN SERVER, PRIMARY CONTROL PANELS, AND OPERATOR WORKSTATIONS, INCLUDING AUTOMATIC DAYLIGHT SAVINGS TIME CORRECTIONS.
7. THE DDC CONTRACTOR SHALL PROVIDE NETWORK WIRING AS REQUIRED TO ENSURE TOTAL SYSTEM OPERATION AND COMMUNICATION WITHOUT INTERRUPTION, EVEN IF THE NETWORK WIRING IS OPEN IN ONE (1) LOCATION.
8. THE PRIMARY NETWORK SHALL ALLOW THE PRIMARY CONTROL PANELS TO ACCESS ANY DATA FROM, OR SEND CONTROL COMMANDS AND ALARM REPORTS DIRECTLY TO, ANY OTHER PRIMARY CONTROL PANEL OR COMBINATION OF CONTROLLERS ON THE NETWORK WITHOUT DEPENDENCE UPON A CENTRAL OR INTERMEDIATE PROCESSING DEVICE.
9. THE PRIMARY CONTROL PANEL SHALL SEND ALARM REPORTS TO MULTIPLE OPERATOR WORKSTATIONS WITHOUT DEPENDENCE UPON A CENTRAL OR INTERMEDIATE PROCESSING DEVICE.
10. THE PEER-TO-PEER NETWORK SHALL ALSO ALLOW ANY DATA MANAGER CONTROL PANEL TO ACCESS, EDIT, MODIFY, ADD, DELETE, BACK UP, RESTORE ALL SYSTEM POINT DATABASE AND ALL PROGRAMS, ASSIGN PASSWORD ACCESS AND CONTROL PRIORITIES TO EACH SYSTEM INDIVIDUALLY. THE LOGON PASSWORD (AT ANY PC WORKSTATION OR PORTABLE OPERATOR TERMINAL) SHALL ENABLE THE OPERATOR TO MONITOR, ADJUST AND CONTROL ONLY THE SYSTEM THAT THE OPERATOR IS AUTHORIZED FOR.

SECONDARY NETWORK
1. THIS NETWORK SHALL CONNECT AND SUPPORT STAND-ALONE SECONDARY CONTROL PANELS AND SHALL COMMUNICATE BI-DIRECTIONALLY WITH THE PRIMARY NETWORK THROUGH ANY DATA MANAGER CONTROL PANELS FOR TRANSMISSION OF GLOBAL DATA. SUFFICIENT NUMBER OF DATA MANAGER CONTROL PANELS SHALL BE PROVIDED FOR CONNECTION OF SECONDARY NETWORKS BASED ON QUANTITY OF SECONDARY CONTROLS PANELS AND DISTANCE LIMITATIONS.
2. SECONDARY CONTROL PANELS SHALL BE ARRANGED ON THE SECONDARY NETWORK IN A FUNCTIONAL RELATIONSHIP MANNER WITH THE DATAMANAGER CONTROL PANELS. FOR EXAMPLE, A VAV SECONDARY CONTROL PANEL ON A SECONDARY NETWORK OF A PRIMARY CONTROL PANEL THAT IS CONTROLLING THE VAV'S CORRESPONDING AHU. PRIMARY CONTROL PANEL HARDWARE (DATA MANAGER)

PRIMARY CONTROL PANEL HARDARE (DATA MANAGER)
1. PROVIDE ONE (1) DATA MANAGER OR PRIMARY CONTROL PANEL AT EACH FLOOR OR LEVEL TO MONITOR AND SEQUENCING EQUIPMENT WITHIN ASSOCIATED FLOOR.
2. IT IS NOT ACCEPTABLE TO HAVE (1) DATA MANAGER OR PRIMARY CONTROLLER SERVING SEVERAL FLOORS UNLESS THE MECHANICAL EQUIPMENT IS INTERACTING WITH EACH OTHER FOR EXAMPLE: AN AHU UNIT IS LOCATED ON THE FIRST FLOOR AND ALL ASSOCIATED VAV BOXES ARE ON A SECOND FLOOR IF THIS IS THE CASE THEN IT IS ACCEPTABLE.
3. HVAC EQUIPMENT THAT INTERACT WITH EACH OTHER SHALL BE WITHIN THE SAME DATA MANAGER OR PRIMARY CONTROLLER.
4. DATA MANAGER CONTROLLER SHALL BE ASHRAE 135 COMPLIANCE AND USE THE LATEST VERSION OF BACNET/ASHRAE 135 PROTOCOL AND COMMUNICATE USING ISO 8802-3 (ETHERNET) DATALINK/PHYSICAL LAYER PROTOCOL.
5. ALL PRIMARY CONTROL PANELS SHALL BE INSTALLED WITH 30% SPARE MEMORY CAPACITY FOR FUTURE CONNECTIONS. PROVIDE ALL HARDWARE MODULES, SOFTWARE MODULES, PROCESSORS, POWER SUPPLIES, REPEATERS ETC. REQUIRED TO ENSURE ADDING A CONTROLLER TO THE SPARE MEMORY.
6. PROVIDE ALL PROCESSORS, POWER SUPPLIES AND COMMUNICATION CONTROLLERS SO THAT THE IMPLEMENTATION OF ADDING A CONTROLLER TO THE SPARE MEMORY ONLY REQUIRES THE ADDITION OF THE APPROPRIATE: END DEVICES AND FIELD WIRING.
7. THE DATA MANAGER OR PRIMARY NETWORK CONTROLLER SHALL BE PROVIDED WITH ALL COMMUNICATION CARDS NEEDED FOR PROJECT INCLUDING CARDS FOR SPARE PORTS LEFT ON CONTROLLER.
8. EACH DATA MANAGER SHALL BE EQUIPPED TO MONITOR ALL INDUSTRY STANDARD TYPES OF INTERFACE PROTOCOLS WITHOUT THE ADDITION OF EQUIPMENT TO THE DATA MANAGER CONTROL PANEL OR ADDITIONAL SOFTWARE DRIVERS.
9. THE OPERATOR SHALL HAVE THE ABILITY TO MANUALLY OVERRIDE AUTOMATIC OR CENTRALLY EXECUTED COMMANDS AT THE DATA MANAGER OR PRIMARY CONTROL PANELS VIA A DISPLAY MOUNTED ON THE FRONT DOOR (FOR EXAMPLE: DISTECH CONTROLS' HORYZON-C DISPLAYS OR EQUAL).
10. EACH DATA MANAGER PRIMARY CONTROL PANEL SHALL CONTINUOUSLY PERFORM SELF-DIAGNOSTICS ON ALL HARDWARE MODULES AND NETWORKCOMMUNICATIONS. THE PRIMARY CONTROL PANEL SHALL PROVIDE BOTH LOCAL AND REMOTE ANNUNCIATION OF ANY DETECTED COMPONENT FAILURES, OR REPEATED FAILURE TO ESTABLISH COMMUNICATION WITH ANY SYSTEM.

DATA MANAGER SOFTWARE
1. FURNISH SOFTWARE TO FORM COMPLETE OPERATING SYSTEM FOR BUILDING AND ENERGY MANAGEMENT.DATA MANAGER SOFTWARE
2. DDC SOFTWARE SHALL BE CAPABLE TO HOST AN UNLIMITED AMOUNT OF DATA MANAGER OR PRIMARY CONTROLLER FOR EXPANDABILITY (E.G., EC-NET 4 SUPERVISOR UNL OR EQUAL).
3. ALL PROGRAMS POINTS SHALL BE IDENTIFIED BY A 30 CHARACTER NAME AND A 16 CHARACTER POINT DESCRIPTOR. THE SAME NAMES SHALL BE DISPLAYED AT BOTH THE DATA MANAGER CONTROL PANEL(S) (VIA PORTABLE TERMINAL) AND THE VIRTUAL RACK SERVER OR ANY UI WORKSTATION(S). MULTI-SYSTEM CONSISTENCY ON POINT NAMES SHOULD BE MAINTAINED.
4. TREND DATA SHALL BE STORED AT THE DATAMANAGER CONTROL PANELS AND AUTOMATICALLY UPLOADED TO THE VIRTUAL DDC RACK SERVER.
5. UPLOADS SHALL OCCUR BASED ON USER-DEFINED INTERVALS, MANUAL COMMANDS, OR AUTOMATICALLY WHEN THE TREND BUFFER IS 80% FULL. ALL TREND DATA SHALL BE AVAILABLE FOR USE IN ANY 3RD PARTY PERSONAL COMPUTER APPLICATIONS LOCATED IN THE DDC.

SECONDARY CONTROL PANEL HARDWARE
1. EACH SECONDARY CONTROL PANEL SHALL OPERATE AS A STAND-ALONE CONTROLLER CAPABLE OF PERFORMING ITS USER SELECTABLE CONTROL ROUTINES INDEPENDENTLY OF ANY OTHER CONTROLLER IN THE SYSTEM. EACH SECONDARY CONTROL PANEL SHALL BE A MICROPROCESSOR-BASED, MULTI-TASKING, REAL-TIME DIGITAL CONTROL PROCESSOR.
2. EACH SECONDARY CONTROLLER SHALL INCLUDE ALL POINT INPUTS AND OUTPUTS NECESSARY TO PERFORM THE SPECIFIED CONTROL SEQUENCES. THE SECONDARY
CONTROLLER SHALL ACCEPT INPUT AND PROVIDE OUTPUT SIGNALS THAT COMPLY WITH INDUSTRY STANDARDS. CONTROLLERS UTILIZING PROPRIETARY CONTROL SIGNALS SHALL NOT BE ACCEPTABLE. OUTPUTS MAY BE UTILIZED EITHER FOR 2-STATE, MODULATING, FLOATING OR PROPORTIONAL CONTROL, ALLOWING FOR ADDITIONAL SYSTEM FLEXIBILITY.
3. CONTROL APPLICATIONS. OPERATING PROGRAMS SHALL BE FIELD-SELECTABLE FOR SPECIFIC APPLICATIONS. IN ADDITION, SPECIFIC APPLICATIONS MAY BE MODIFIED TO MEET THE USER'S EXACT CONTROL STRATEGY REQUIREMENTS, ALLOWING FOR ADDITIONAL SYSTEM FLEXIBILITY. CONTROLLERS THAT REQUIRE FACTORY CHANGES OF ALL APPLICATIONS ARE NOT ACCEPTABLE.
4. CONTROLLERS SHALL INCLUDE ALL POINT INPUTS AND OUTPUTS NECESSARY TO PERFORM THE SPECIFIED CONTROL SEQUENCES. AS A MINIMUM, 50% OF THE POINT OUTPUTS SHALL BE OF THE UNIVERSAL TYPE; THAT IS, THE OUTPUTS MAY BE UTILIZED EITHER AS MODULATING OR TWO-STATE, ALLOWING FOR ADDITIONAL SYSTEM FLEXIBILITY. IN LIEU OF UNIVERSAL OUTPUTS, PROVIDE A MINIMUM OF 50% SPARE OUTPUTS OF EACH TYPE VIA ADDITIONAL POINT TERMINATION BOARDS OR CONTROLLERS. ANALOG OUTPUTS SHALL BE INDUSTRY STANDARD, ALLOWING FOR INTERFACE TO A VARIETY OF END DEVICES. TERMINAL EQUIPMENT CONTROLLERS UTILIZING PROPRIETARY CONTROL SIGNALS AND ACTUATORS SHALL NOT BE ACCEPTABLE.
5. PROVIDE A SECONDARY CONTROL PANEL FOR EACH OF THE FOLLOWING TYPES OF EQUIPMENT (IF APPLICABLE):
• ROOFTOP UNITS (UNLESS IT HAS BEEN SPECIFIED AS A FACTORY PROVIDED SECONDARY CONTROLLER WITH INTEGRATED CAPABILITY)
• AHU (UNLESS IT HAS BEEN SPECIFIED AS A FACTORY PROVIDED SECONDARY CONTROLLER WITH INTEGRATED CAPABILITY)
• VARIABLE AIR VOLUME (VAV) BOXES.
• VRF CONDENSING UNITS AND FAN COIL UNITS
• PERIMETER HEATING CONTROLS
• HEAT EXCHANGER SYSTEM.
• HEAT PUMP SYSTEMS
• HYDRONIC PUMPS
• RADIANT FLOOR SYSTEM
• AC UNITS (UNLESS IT IS A FACTORY PROVIDED SECONDARY CONTROLLER WITH INTEGRATED CAPABILITY)
• UNIT/CABINET UNIT HEATERS.
• EXHAUST FANS.
• OTHER TERMINAL CRITICAL EQUIPMENT.
6. EACH SECONDARY CONTROL PANEL SHALL, AT A MINIMUM, BE PROVIDED WITH:
• APPROPRIATE NEMA RATED ENCLOSURE FOR ITS APPLICATION.
• A STAND-ALONE REAL-TIME DIGITAL CONTROL MICROPROCESSOR MODULE.
• BUILT-IN DISPLAY OR DOOR MOUNTED TYPE (WITH THE EXCEPTION OF VAV CONTROLLERS)
• SECONDARY NETWORK COMMUNICATIONS ABILITY.
• POWER SUPPLIES AS REQUIRED FOR ALL ASSOCIATED MODULES, SENSORS, ACTUATORS, ETC.
• EXPANSION CAPABILITIES
7. THERE SHALL BE PROVISIONS FOR BURO HAPPOLD TO HAVE REMOTE ACCESS VIA A USERNAME AND PASSWORD TO THE DDC SYSTEM FOR THE COLLECTION OF DATA PERFOMANCE OF ALL SYSTEM.

Owner
Storm King Art Center
1 Museum Road
New Windsor, NY 12553
+1 (845) 534-3115

Design Architect
heneghan peng architects
14-16 Lord Edward Street
Dublin, D02 YC63, IE
+353 1 633 9000

Executive Architect
WXY Architecture + Urban Design
224 Centre Street, 5th Floor
New York, NY 10013
+1 (212) 219-1953

Landscape Architect
Gustafson Porter + Bowman
1 Cobham Mews
London, MW1 9SB, UK
+44 020 7284 8950

Reed Hilderbrand LLC
33 Whitney Avenue, 3rd Floor
New Haven, CT, US 06510
+1 (617) 923-2422

Structural & Lighting
ARUP
77 Water Street
New York, NY, US 10005
+1 (212) 896-3000

MEPF & IT
BuroHappold
100 Broadway #23
New York, NY, US 10005
+1 (212) 616-0228

Civil
VHB
100 Great Oaks Blvd., Suite 118
Albany, NY, US 12203
+1 (518) 389-3606

AV & Acoustics
LSTN Consultants
76 Beaver Street, 2nd Floor
New York, NY, US 10005
+1 (347) 788-0810

Facade
Front Inc.
100 E. Broadway Street, #501
New York, NY, US 10002
+1 (212) 242-2220

Key Plan

Description	Date
Filing Set	06/17/22

Project

Storm King Art Center
Welcome Pavilions

Seal

NOT FOR CONSTRUCTION

Drawing Title

General Notes

Date	06/17/22
Scale	Not to Scale
Drawing Number	M-W-002
Sheet Size	ARCH D

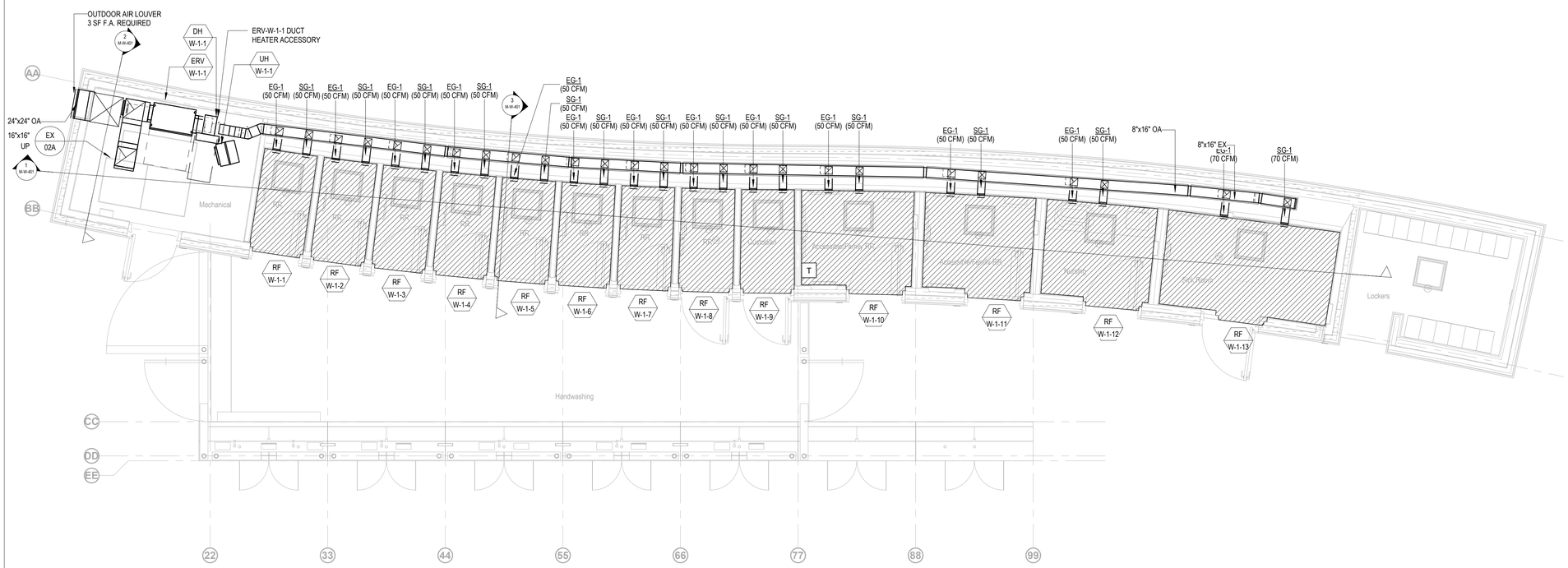

GENERAL NOTES

DRAWINGS ARE PRESENTED HERE AT A 90% CONSTRUCTION DOCUMENTS LEVEL. WHERE DETAIL IS NOT YET SHOWN, PROVIDE ALL COMPONENTS REQUIRED FOR A FULLY FUNCTIONAL HVAC SYSTEM INCLUDING, BUT NOT LIMITED TO:

- THERMOSTATS FOR ALL ZONES ASSOCIATED WITH HEATING AND COOLING UNITS
- CO2 SENSORS IN ALL DENSELY OCCUPIABLE AREAS
- FACTORY PACKAGED CONTROLS FOR ALL COMPLEX EQUIPMENT.
- FULL STORM KING FACILITY CENTRAL BUILDING MANAGEMENT SYSTEM, CONNECTING ALL CURRENT AND FUTURE BUILDINGS, AS DESCRIBED ON THE MECHANICAL COVER SHEET
- BALANCING DAMPERS AT ALL AIR TERMINALS
- ACOUSTIC DUCT LINING 10FT UPSTREAM AND DOWNSTREAM OF ALL FANS
- DUCT SILENCERS AT ALL DUCT CONNECTIONS TO AIR HANDLING UNITS AND ROOF MOUNTED UNITS
- FIRE DAMPERS AND FIRE/SMOKE DAMPERS AT ALL DUCT PENETRATIONS THROUGH RATED WALLS.
- INSULATION ON ALL AIR DUCT, HYDRONIC PIPES AND REFRIGERANT PIPES
- DOUBLE-WALL CONSTRUCTION ON ALL EXPOSED DUCT VISIBLE FROM OCCUPIED SPACES.
- SHUTOFF VALVES AT ALL PIPED COMPONENTS
- SPRING VIBRATION ISOLATION AT ALL EQUIPMENT WITH MOVING PARTS
- FIRESTOPPING OF ALL DUCT AND PIPE PENETRATIONS THROUGH ALL WALLS
- HEAT TRACING FOR ALL HYDRONIC PIPING OUTSIDE OF THE BUILDING ENVELOPE
- CONDENSATE DRAIN PIPING FROM ALL COOLING COILS TO DRAIN (INCLUDE CONDENSATE PUMPS WHERE NECESSARY FOR GRAVITY DRAIN)
- AUXILIARY DRIP PANS AND LEAK DETECTION UNDERNEATH ANY HYDRONIC EQUIPMENT (INCLUDING ASSOCIATED VALVING/TRIM)
- AIRFLOW MONITORING STATIONS ON AHUS
- VFDS FOR ANY FAN OR PUMP MOTOR WHICH IS NOT AN ECM
- ACOUSTICALLY LINED RETURN AIR TRANSFER DUCTWORK ABOVE CEILINGS WHERE WALLS EXTEND TO UNDERSIDE OF STRUCTURE ABOVE.
- ALL COMPONENTS REQUIRED FOR A FULLY FUNCTIONAL VRF SYSTEM INCLUDING VALVING AND CONTROL WIRING

Owner
Storm King Art Center
1 Museum Road
New Windsor, NY 12553
+1 (845) 534-3115

Design Architect
heneghan peng architects
14-16 Lord Edward Street
Dublin, D02 YC63, IE
+353 1 633 9000

Executive Architect
WXY Architecture + Urban Design
224 Centre Street, 5th Floor
New York, NY 10013
+1 (212) 219-1953

Landscape Architect
Gustafson Porter + Bowman
1 Cobham Mews
London, MW1 9SB, UK
+44 020 7284 8950

Reed Hilderbrand LLC
33 Whitney Avenue, 3rd Floor
New Haven, CT, US 06510
+1 (617) 923-2422

Structural & Lighting
ARUP
77 Water Street
New York, NY, US 10005
+1 (212) 896-3000

MEPF & IT
BuroHappold
100 Broadway #23
New York, NY, US 10005
+1 (212) 616-0228

Civil
VHB
100 Great Oaks Blvd., Suite 118
Albany, NY, US 12203
+1 (518) 389-3606

AV & Acoustics
LSTN Consultants
76 Beaver Street, 2nd Floor
New York, NY, US 10005
+1 (347) 788-0810

Facade
Front Inc.
100 E. Broadway Street, #501
New York, NY, US 10002
+1 (212) 242-2220

Key Plan

N

Description	Date
Filing Set	06/17/22

Project

Storm King Art Center

Welcome Pavilions

Seal

NOT FOR CONSTRUCTION

Drawing Title

Restroom - Duct Plan - Ground Level

Date	06/17/22
Scale	1/4" = 1'-0"
Drawing Number	M-W-101
Sheet Size	ARCH D

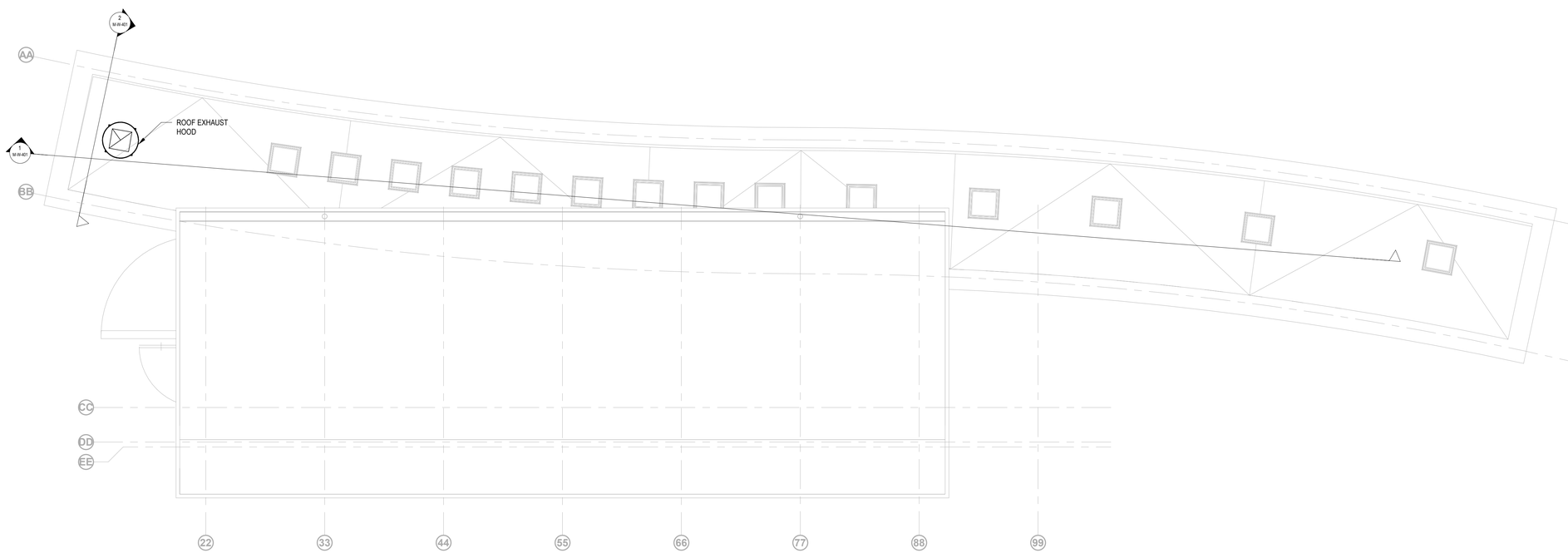

GENERAL NOTES

DRAWINGS ARE PRESENTED HERE AT A 90% CONSTRUCTION DOCUMENTS LEVEL. WHERE DETAIL IS NOT YET SHOWN, PROVIDE ALL COMPONENTS REQUIRED FOR A FULLY FUNCTIONAL HVAC SYSTEM INCLUDING, BUT NOT LIMITED TO:

- THERMOSTATS FOR ALL ZONES ASSOCIATED WITH HEATING AND COOLING UNITS
- CO2 SENSORS IN ALL DENSELY OCCUPIABLE AREAS
- FACTORY PACKAGED CONTROLS FOR ALL COMPLEX EQUIPMENT.
- FULL STORM KING FACILITY CENTRAL BUILDING MANAGEMENT SYSTEM, CONNECTING ALL CURRENT AND FUTURE BUILDINGS, AS DESCRIBED ON THE MECHANICAL COVER SHEET
- BALANCING DAMPERS AT ALL AIR TERMINALS
- ACOUSTIC DUCT LINING 10FT UPSTREAM AND DOWNSTREAM OF ALL FANS
- DUCT SILENCERS AT ALL DUCT CONNECTIONS TO AIR HANDLING UNITS AND ROOF MOUNTED UNITS
- FIRE DAMPERS AND FIRE/SMOKE DAMPERS AT ALL DUCT PENETRATIONS THROUGH RATED WALLS.
- INSULATION ON ALL AIR DUCT, HYDRONIC PIPES AND REFRIGERANT PIPES
- DOUBLE-WALL CONSTRUCTION ON ALL EXPOSED DUCT VISIBLE FROM OCCUPIED SPACES.
- SHUTOFF VALVES AT ALL PIPED COMPONENTS
- SPRING VIBRATION ISOLATION AT ALL EQUIPMENT WITH MOVING PARTS
- FIRESTOPPING OF ALL DUCT AND PIPE PENETRATIONS THROUGH ALL WALLS
- HEAT TRACING FOR ALL HYDRONIC PIPING OUTSIDE OF THE BUILDING ENVELOPE
- CONDENSATE DRAIN PIPING FROM ALL COOLING COILS TO DRAIN (INCLUDE CONDENSATE PUMPS WHERE NECESSARY FOR GRAVITY DRAIN)
- AUXILIARY DRIP PANS AND LEAK DETECTION UNDERNEATH ANY HYDRONIC EQUIPMENT (INCLUDING ASSOCIATED VALVING/TRIM)
- AIRFLOW MONITORING STATIONS ON AHUS
- VFDS FOR ANY FAN OR PUMP MOTOR WHICH IS NOT AN ECM
- ACOUSTICALLY LINED RETURN AIR TRANSFER DUCTWORK ABOVE CEILINGS WHERE WALLS EXTEND TO UNDERSIDE OF STRUCTURE ABOVE.
- ALL COMPONENTS REQUIRED FOR A FULLY FUNCTIONAL VRF SYSTEM INCLUDING VALVING AND CONTROL WIRING

Owner
Storm King Art Center
1 Museum Road
New Windsor, NY 12553
+1 (845) 534-3115

Design Architect
heneghan peng architects
14-16 Lord Edward Street
Dublin, D02 YC63, IE
+353 1 633 9000

Executive Architect
WXY Architecture + Urban Design
224 Centre Street, 5th Floor
New York, NY 10013
+1 (212) 219-1953

Landscape Architect
Gustafson Porter + Bowman
1 Cobham Mews
London, MW1 9SB, UK
+44 020 7284 8950

Reed Hilderbrand LLC
33 Whitney Avenue, 3rd Floor
New Haven, CT, US 06510
+1 (617) 923-2422

Structural & Lighting
ARUP
77 Water Street
New York, NY, US 10005
+1 (212) 896-3000

MEPF & IT
BuroHappold
100 Broadway #23
New York, NY, US 10005
+1 (212) 616-0228

Civil
VHB
100 Great Oaks Blvd., Suite 118
Albany, NY, US 12203
+1 (518) 389-3606

AV & Acoustics
LSTN Consultants
76 Beaver Street, 2nd Floor
New York, NY, US 10005
+1 (347) 788-0810

Facade
Front Inc.
100 E. Broadway Street, #501
New York, NY, US 10002
+1 (212) 242-2220

Key Plan

N

Description	Date
Filing Set	06/17/22

Project

Storm King Art Center

Welcome Pavilions

Seal

NOT FOR CONSTRUCTION

Drawing Title

Restroom - Duct Plan - Roof Level

Date	06/17/22
Scale	1/4" = 1'-0"
Drawing Number	M-W-102
Sheet Size	ARCH D

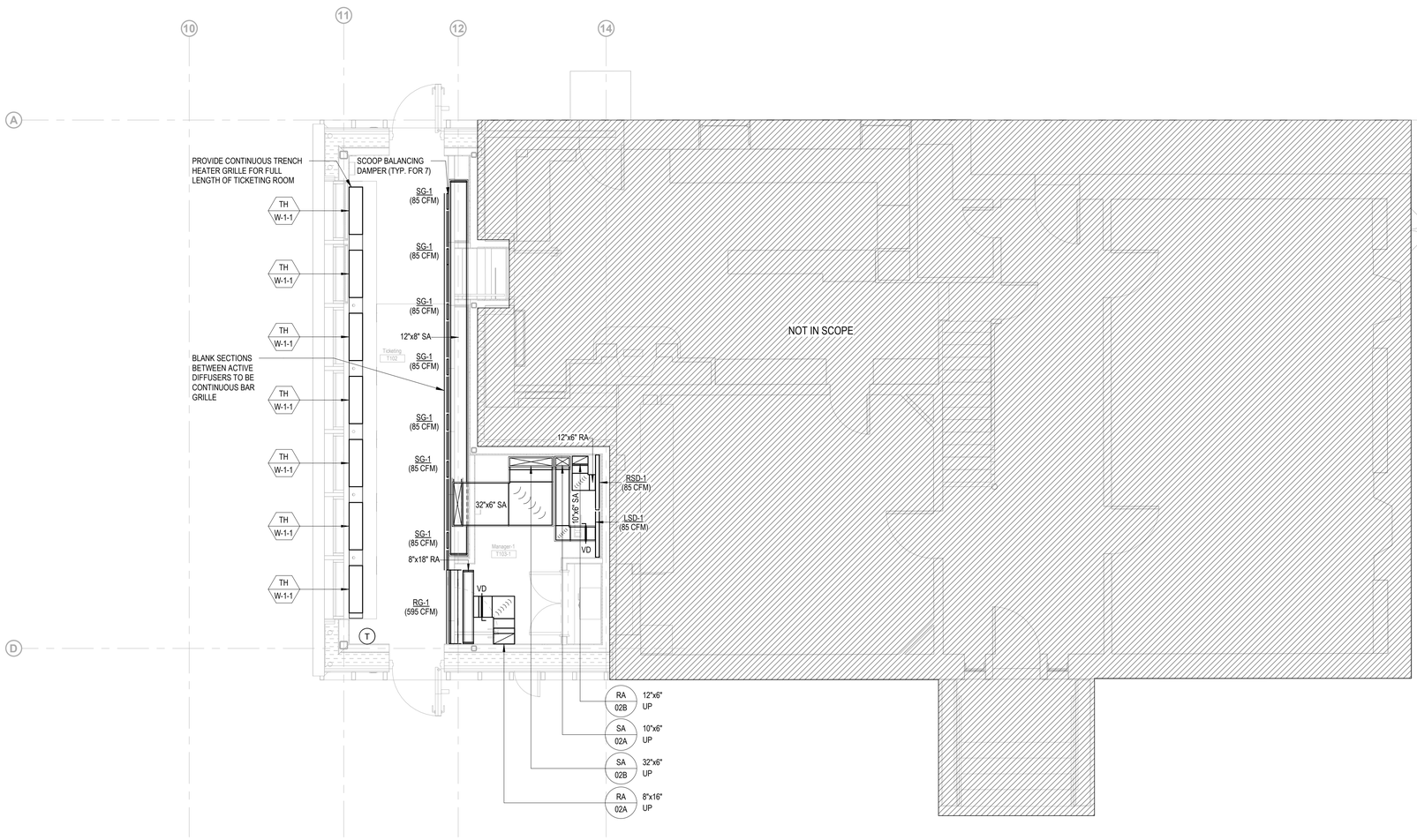

GENERAL NOTES

DRAWINGS ARE PRESENTED HERE AT A 90% CONSTRUCTION DOCUMENTS LEVEL. WHERE DETAIL IS NOT YET SHOWN, PROVIDE ALL COMPONENTS REQUIRED FOR A FULLY FUNCTIONAL HVAC SYSTEM INCLUDING, BUT NOT LIMITED TO:

- THERMOSTATS FOR ALL ZONES ASSOCIATED WITH HEATING AND COOLING UNITS
- CO2 SENSORS IN ALL DENSELY OCCUPIABLE AREAS
- FACTORY PACKAGED CONTROLS FOR ALL COMPLEX EQUIPMENT.
- FULL STORM KING FACILITY CENTRAL BUILDING MANAGEMENT SYSTEM, CONNECTING ALL CURRENT AND FUTURE BUILDINGS, AS DESCRIBED ON THE MECHANICAL COVER SHEET
- BALANCING DAMPERS AT ALL AIR TERMINALS
- ACOUSTIC DUCT LINING 10FT UPSTREAM AND DOWNSTREAM OF ALL FANS
- DUCT SILENCERS AT ALL DUCT CONNECTIONS TO AIR HANDLING UNITS AND ROOF MOUNTED UNITS
- FIRE DAMPERS AND FIRE/SMOKE DAMPERS AT ALL DUCT PENETRATIONS THROUGH RATED WALLS.
- INSULATION ON ALL AIR DUCT, HYDRONIC PIPES AND REFRIGERANT PIPES
- DOUBLE-WALL CONSTRUCTION ON ALL EXPOSED DUCT VISIBLE FROM OCCUPIED SPACES.
- SHUTOFF VALVES AT ALL PIPED COMPONENTS
- SPRING VIBRATION ISOLATION AT ALL EQUIPMENT WITH MOVING PARTS
- FIRESTOPPING OF ALL DUCT AND PIPE PENETRATIONS THROUGH ALL WALLS
- HEAT TRACING FOR ALL HYDRONIC PIPING OUTSIDE OF THE BUILDING ENVELOPE
- CONDENSATE DRAIN PIPING FROM ALL COOLING COILS TO DRAIN (INCLUDE CONDENSATE PUMPS WHERE NECESSARY FOR GRAVITY DRAIN)
- AUXILIARY DRIP PANS AND LEAK DETECTION UNDERNEATH ANY HYDRONIC EQUIPMENT (INCLUDING ASSOCIATED VALVING/TRIM)
- AIRFLOW MONITORING STATIONS ON AHUS
- VFDS FOR ANY FAN OR PUMP MOTOR WHICH IS NOT AN ECM
- ACOUSTICALLY LINED RETURN AIR TRANSFER DUCTWORK ABOVE CEILINGS WHERE WALLS EXTEND TO UNDERSIDE OF STRUCTURE ABOVE.
- ALL COMPONENTS REQUIRED FOR A FULLY FUNCTIONAL VRF SYSTEM INCLUDING VALVING AND CONTROL WIRING

Owner
Storm King Art Center
1 Museum Road
New Windsor, NY 12553
+1 (845) 534-3115

Design Architect
heneghan peng architects
14-16 Lord Edward Street
Dublin, D02 YC63, IE
+353 1 633 9000

Executive Architect
WXY Architecture + Urban Design
224 Centre Street, 5th Floor
New York, NY 10013
+1 (212) 219-1953

Landscape Architect
Gustafson Porter + Bowman
1 Cobham Mews
London, MW1 9SB, UK
+44 020 7284 8950

Reed Hilderbrand LLC
33 Whitney Avenue, 3rd Floor
New Haven, CT, US 06510
+1 (617) 923-2422

Structural & Lighting
ARUP
77 Water Street
New York, NY, US 10005
+1 (212) 896-3000

MEPF & IT
BuroHappold
100 Broadway #23
New York, NY, US 10005
+1 (212) 616-0228

Civil
VHB
100 Great Oaks Blvd., Suite 118
Albany, NY, US 12203
+1 (518) 389-3606

AV & Acoustics
LSTN Consultants
76 Beaver Street, 2nd Floor
New York, NY, US 10005
+1 (347) 788-0810

Facade
Front Inc.
100 E. Broadway Street, #501
New York, NY, US 10002
+1 (212) 242-2220

Key Plan

N

Description	Date
Filing Set	06/17/22

Project

Storm King Art Center

Welcome Pavilions

Seal

NOT FOR CONSTRUCTION

Drawing Title

Ticketing - Duct Plan - Ground Level

Date	06/17/22
Scale	1/4" = 1'-0"
Drawing Number	M-W-111
Sheet Size	ARCH D

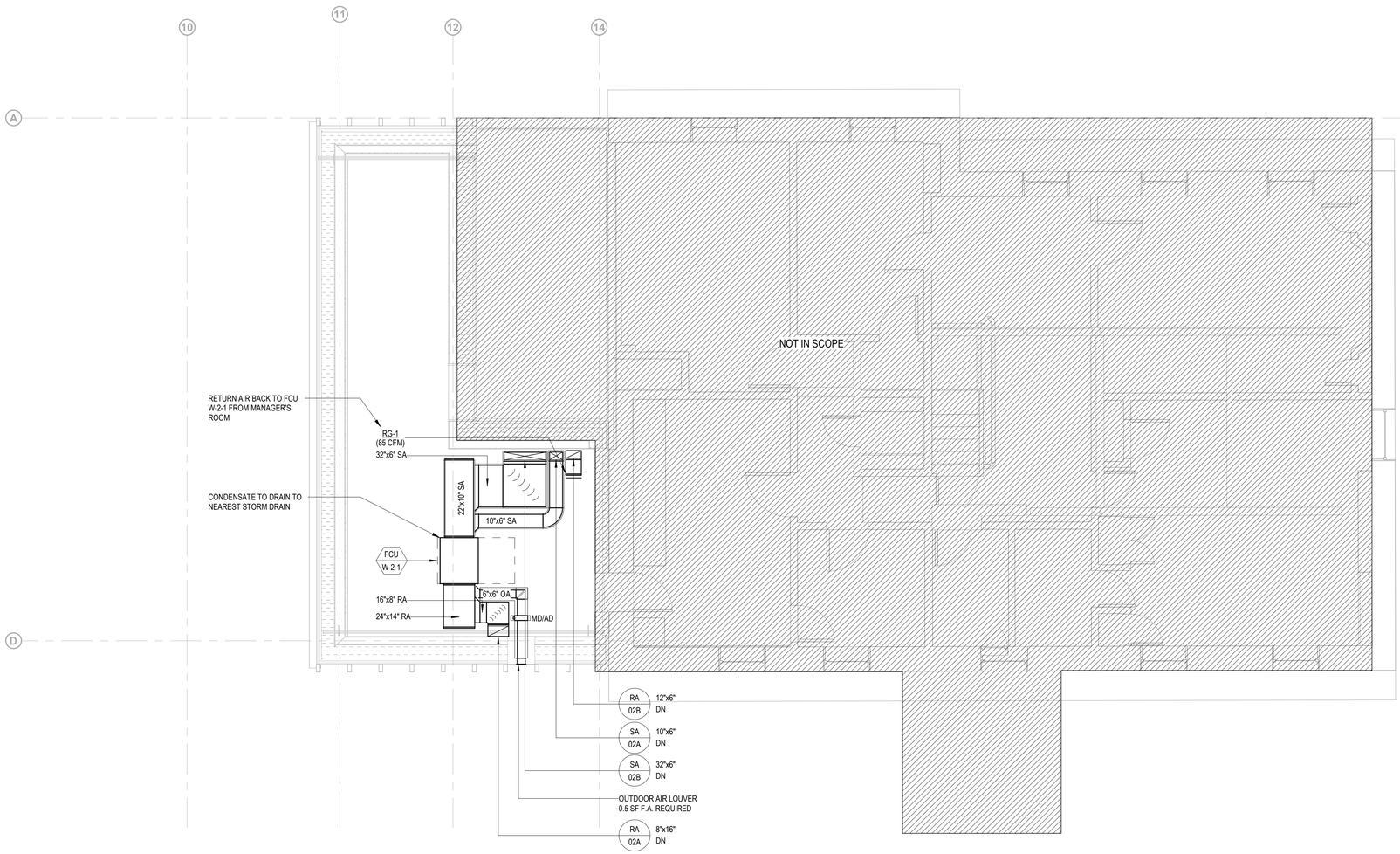

GENERAL NOTES

DRAWINGS ARE PRESENTED HERE AT A 90% CONSTRUCTION DOCUMENTS LEVEL. WHERE DETAIL IS NOT YET SHOWN, PROVIDE ALL COMPONENTS REQUIRED FOR A FULLY FUNCTIONAL HVAC SYSTEM INCLUDING, BUT NOT LIMITED TO:

- THERMOSTATS FOR ALL ZONES ASSOCIATED WITH HEATING AND COOLING UNITS
- CO2 SENSORS IN ALL DENSELY OCCUPIABLE AREAS
- FACTORY PACKAGED CONTROLS FOR ALL COMPLEX EQUIPMENT.
- FULL STORM KING FACILITY CENTRAL BUILDING MANAGEMENT SYSTEM, CONNECTING ALL CURRENT AND FUTURE BUILDINGS, AS DESCRIBED ON THE MECHANICAL COVER SHEET
- BALANCING DAMPERS AT ALL AIR TERMINALS
- ACOUSTIC DUCT LINING 10FT UPSTREAM AND DOWNSTREAM OF ALL FANS
- DUCT SILENCERS AT ALL DUCT CONNECTIONS TO AIR HANDLING UNITS AND ROOF MOUNTED UNITS
- FIRE DAMPERS AND FIRE/SMOKE DAMPERS AT ALL DUCT PENETRATIONS THROUGH RATED WALLS.
- INSULATION ON ALL AIR DUCT, HYDRONIC PIPES AND REFRIGERANT PIPES
- DOUBLE-WALL CONSTRUCTION ON ALL EXPOSED DUCT VISIBLE FROM OCCUPIED SPACES.
- SHUTOFF VALVES AT ALL PIPED COMPONENTS
- SPRING VIBRATION ISOLATION AT ALL EQUIPMENT WITH MOVING PARTS
- FIRESTOPPING OF ALL DUCT AND PIPE PENETRATIONS THROUGH ALL WALLS
- HEAT TRACING FOR ALL HYDRONIC PIPING OUTSIDE OF THE BUILDING ENVELOPE
- CONDENSATE DRAIN PIPING FROM ALL COOLING COILS TO DRAIN (INCLUDE CONDENSATE PUMPS WHERE NECESSARY FOR GRAVITY DRAIN)
- AUXILIARY DRIP PANS AND LEAK DETECTION UNDERNEATH ANY HYDRONIC EQUIPMENT (INCLUDING ASSOCIATED VALVING/TRIM)
- AIRFLOW MONITORING STATIONS ON AHUS
- VFDS FOR ANY FAN OR PUMP MOTOR WHICH IS NOT AN ECM
- ACOUSTICALLY LINED RETURN AIR TRANSFER DUCTWORK ABOVE CEILINGS WHERE WALLS EXTEND TO UNDERSIDE OF STRUCTURE ABOVE.
- ALL COMPONENTS REQUIRED FOR A FULLY FUNCTIONAL VRF SYSTEM INCLUDING VALVING AND CONTROL WIRING

Owner
Storm King Art Center
1 Museum Road
New Windsor, NY 12553
+1 (845) 534-3115

Design Architect
heneghan peng architects
14-16 Lord Edward Street
Dublin, D02 YC63, IE
+353 1 633 9000

Executive Architect
WXY Architecture + Urban Design
224 Centre Street, 5th Floor
New York, NY 10013
+1 (212) 219-1953

Landscape Architect
Gustafson Porter + Bowman
1 Cobham Mews
London, MW1 9SB, UK
+44 020 7284 8950

Reed Hilderbrand LLC
33 Whitney Avenue, 3rd Floor
New Haven, CT, US 06510
+1 (617) 923-2422

Structural & Lighting
ARUP
77 Water Street
New York, NY, US 10005
+1 (212) 896-3000

MEPF & IT
BuroHappold
100 Broadway #23
New York, NY, US 10005
+1 (212) 616-0228

Civil
VHB
100 Great Oaks Blvd., Suite 118
Albany, NY, US 12203
+1 (518) 389-3606

AV & Acoustics
LSTN Consultants
76 Beaver Street, 2nd Floor
New York, NY, US 10005
+1 (347) 788-0810

Facade
Front Inc.
100 E. Broadway Street, #501
New York, NY, US 10002
+1 (212) 242-2220

Key Plan

N

Description	Date
Filing Set	06/17/22

Project

Storm King Art Center

Welcome Pavilions

Seal

NOT FOR CONSTRUCTION

Drawing Title

Ticketing - Duct Plan - Second Level

Date	06/17/22
Scale	1/4" = 1'-0"
Drawing Number	M-W-112
Sheet Size	ARCH D

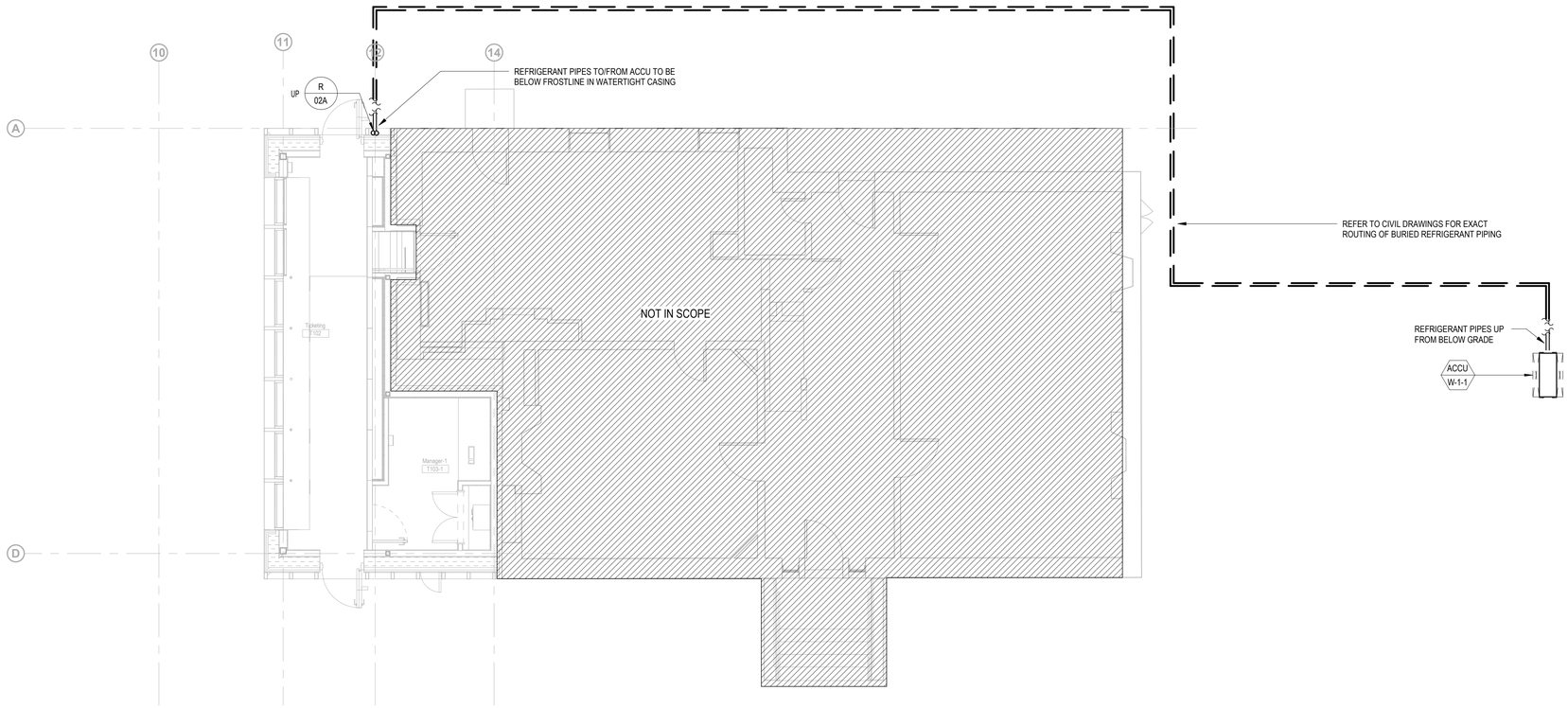

GENERAL NOTES

DRAWINGS ARE PRESENTED HERE AT A 90% CONSTRUCTION DOCUMENTS LEVEL. WHERE DETAIL IS NOT YET SHOWN, PROVIDE ALL COMPONENTS REQUIRED FOR A FULLY FUNCTIONAL HVAC SYSTEM INCLUDING, BUT NOT LIMITED TO:

- THERMOSTATS FOR ALL ZONES ASSOCIATED WITH HEATING AND COOLING UNITS
- CO2 SENSORS IN ALL DENSELY OCCUPIABLE AREAS
- FACTORY PACKAGED CONTROLS FOR ALL COMPLEX EQUIPMENT.
- FULL STORM KING FACILITY CENTRAL BUILDING MANAGEMENT SYSTEM, CONNECTING ALL CURRENT AND FUTURE BUILDINGS, AS DESCRIBED ON THE MECHANICAL COVER SHEET
- BALANCING DAMPERS AT ALL AIR TERMINALS
- ACOUSTIC DUCT LINING 10FT UPSTREAM AND DOWNSTREAM OF ALL FANS
- DUCT SILENCERS AT ALL DUCT CONNECTIONS TO AIR HANDLING UNITS AND ROOF MOUNTED UNITS
- FIRE DAMPERS AND FIRE/SMOKE DAMPERS AT ALL DUCT PENETRATIONS THROUGH RATED WALLS.
- INSULATION ON ALL AIR DUCT, HYDRONIC PIPES AND REFRIGERANT PIPES
- DOUBLE-WALL CONSTRUCTION ON ALL EXPOSED DUCT VISIBLE FROM OCCUPIED SPACES.
- SHUTOFF VALVES AT ALL PIPED COMPONENTS
- SPRING VIBRATION ISOLATION AT ALL EQUIPMENT WITH MOVING PARTS
- FIRESTOPPING OF ALL DUCT AND PIPE PENETRATIONS THROUGH ALL WALLS
- HEAT TRACING FOR ALL HYDRONIC PIPING OUTSIDE OF THE BUILDING ENVELOPE
- CONDENSATE DRAIN PIPING FROM ALL COOLING COILS TO DRAIN (INCLUDE CONDENSATE PUMPS WHERE NECESSARY FOR GRAVITY DRAIN)
- AUXILIARY DRIP PANS AND LEAK DETECTION UNDERNEATH ANY HYDRONIC EQUIPMENT (INCLUDING ASSOCIATED VALVING/TRIM)
- AIRFLOW MONITORING STATIONS ON AHUS
- VFDS FOR ANY FAN OR PUMP MOTOR WHICH IS NOT AN ECM
- ACOUSTICALLY LINED RETURN AIR TRANSFER DUCTWORK ABOVE CEILINGS WHERE WALLS EXTEND TO UNDERSIDE OF STRUCTURE ABOVE.
- ALL COMPONENTS REQUIRED FOR A FULLY FUNCTIONAL VRF SYSTEM INCLUDING VALVING AND CONTROL WIRING

Owner
Storm King Art Center
1 Museum Road
New Windsor, NY 12553
+1 (845) 534-3115

Design Architect
heneghan peng architects
14-16 Lord Edward Street
Dublin, D02 YC63, IE
+353 1 633 9000

Executive Architect
WXY Architecture + Urban Design
224 Centre Street, 5th Floor
New York, NY 10013
+1 (212) 219-1953

Landscape Architect
Gustafson Porter + Bowman
1 Cobham Mews
London, MW1 9SB, UK
+44 020 7284 8950

Reed Hilderbrand LLC
33 Whitney Avenue, 3rd Floor
New Haven, CT, US 06510
+1 (617) 923-2422

Structural & Lighting
ARUP
77 Water Street
New York, NY, US 10005
+1 (212) 896-3000

MEPF & IT
BuroHappold
100 Broadway #23
New York, NY, US 10005
+1 (212) 616-0228

Civil
VHB
100 Great Oaks Blvd., Suite 118
Albany, NY, US 12203
+1 (518) 389-3606

AV & Acoustics
LSTN Consultants
76 Beaver Street, 2nd Floor
New York, NY, US 10005
+1 (347) 788-0810

Facade
Front Inc.
100 E. Broadway Street, #501
New York, NY, US 10002
+1 (212) 242-2220

Key Plan

N

Description	Date
Filing Set	06/17/22

Project

Storm King Art Center

Welcome Pavilions

Seal

NOT FOR CONSTRUCTION

Drawing Title

Ticketing - Pipe Plan - Ground Level

Date	06/17/22
Scale	3/16" = 1'-0"
Drawing Number	M-W-211
Sheet Size	ARCH D

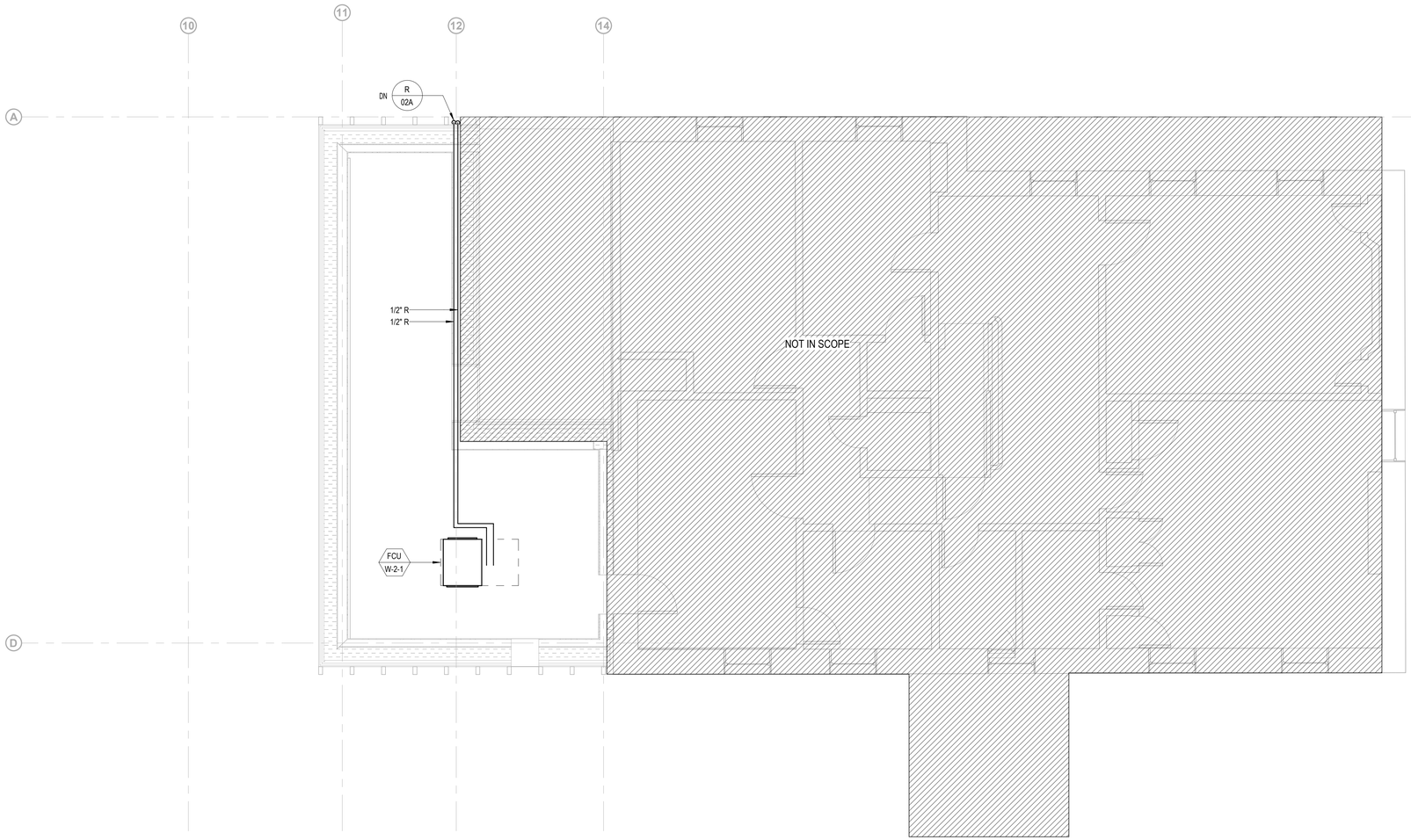

GENERAL NOTES

DRAWINGS ARE PRESENTED HERE AT A 90% CONSTRUCTION DOCUMENTS LEVEL. WHERE DETAIL IS NOT YET SHOWN, PROVIDE ALL COMPONENTS REQUIRED FOR A FULLY FUNCTIONAL HVAC SYSTEM INCLUDING, BUT NOT LIMITED TO:

- THERMOSTATS FOR ALL ZONES ASSOCIATED WITH HEATING AND COOLING UNITS
- CO2 SENSORS IN ALL DENSELY OCCUPIABLE AREAS
- FACTORY PACKAGED CONTROLS FOR ALL COMPLEX EQUIPMENT.
- FULL STORM KING FACILITY CENTRAL BUILDING MANAGEMENT SYSTEM, CONNECTING ALL CURRENT AND FUTURE BUILDINGS, AS DESCRIBED ON THE MECHANICAL COVER SHEET
- BALANCING DAMPERS AT ALL AIR TERMINALS
- ACOUSTIC DUCT LINING 10FT UPSTREAM AND DOWNSTREAM OF ALL FANS
- DUCT SILENCERS AT ALL DUCT CONNECTIONS TO AIR HANDLING UNITS AND ROOF MOUNTED UNITS
- FIRE DAMPERS AND FIRE/SMOKE DAMPERS AT ALL DUCT PENETRATIONS THROUGH RATED WALLS.
- INSULATION ON ALL AIR DUCT, HYDRONIC PIPES AND REFRIGERANT PIPES
- DOUBLE-WALL CONSTRUCTION ON ALL EXPOSED DUCT VISIBLE FROM OCCUPIED SPACES.
- SHUTOFF VALVES AT ALL PIPED COMPONENTS
- SPRING VIBRATION ISOLATION AT ALL EQUIPMENT WITH MOVING PARTS
- FIRESTOPPING OF ALL DUCT AND PIPE PENETRATIONS THROUGH ALL WALLS
- HEAT TRACING FOR ALL HYDRONIC PIPING OUTSIDE OF THE BUILDING ENVELOPE
- CONDENSATE DRAIN PIPING FROM ALL COOLING COILS TO DRAIN (INCLUDE CONDENSATE PUMPS WHERE NECESSARY FOR GRAVITY DRAIN)
- AUXILIARY DRIP PANS AND LEAK DETECTION UNDERNEATH ANY HYDRONIC EQUIPMENT (INCLUDING ASSOCIATED VALVING/TRIM)
- AIRFLOW MONITORING STATIONS ON AHUS
- VFDS FOR ANY FAN OR PUMP MOTOR WHICH IS NOT AN ECM
- ACOUSTICALLY LINED RETURN AIR TRANSFER DUCTWORK ABOVE CEILINGS WHERE WALLS EXTEND TO UNDERSIDE OF STRUCTURE ABOVE.
- ALL COMPONENTS REQUIRED FOR A FULLY FUNCTIONAL VRF SYSTEM INCLUDING VALVING AND CONTROL WIRING

Owner
Storm King Art Center
1 Museum Road
New Windsor, NY 12553
+1 (845) 534-3115

Design Architect
heneghan peng architects
14-16 Lord Edward Street
Dublin, D02 YC63, IE
+353 1 633 9000

Executive Architect
WXY Architecture + Urban Design
224 Centre Street, 5th Floor
New York, NY 10013
+1 (212) 219-1953

Landscape Architect
Gustafson Porter + Bowman
1 Cobham Mews
London, MW1 9SB, UK
+44 020 7284 8950

Reed Hilderbrand LLC
33 Whitney Avenue, 3rd Floor
New Haven, CT, US 06510
+1 (617) 923-2422

Structural & Lighting
ARUP
77 Water Street
New York, NY, US 10005
+1 (212) 896-3000

MEPF & IT
BuroHappold
100 Broadway #23
New York, NY, US 10005
+1 (212) 616-0228

Civil
VHB
100 Great Oaks Blvd., Suite 118
Albany, NY, US 12203
+1 (518) 389-3606

AV & Acoustics
LSTN Consultants
76 Beaver Street, 2nd Floor
New York, NY, US 10005
+1 (347) 788-0810

Facade
Front Inc.
100 E. Broadway Street, #501
New York, NY, US 10002
+1 (212) 242-2220

Key Plan

N

Description	Date
Filing Set	06/17/22

Project

Storm King Art Center

Welcome Pavilions

Seal

NOT FOR CONSTRUCTION

Drawing Title

Ticketing- Pipe Plan - Second Level

Date	06/17/22
Scale	1/4" = 1'-0"
Drawing Number	M-W-212
Sheet Size	ARCH D

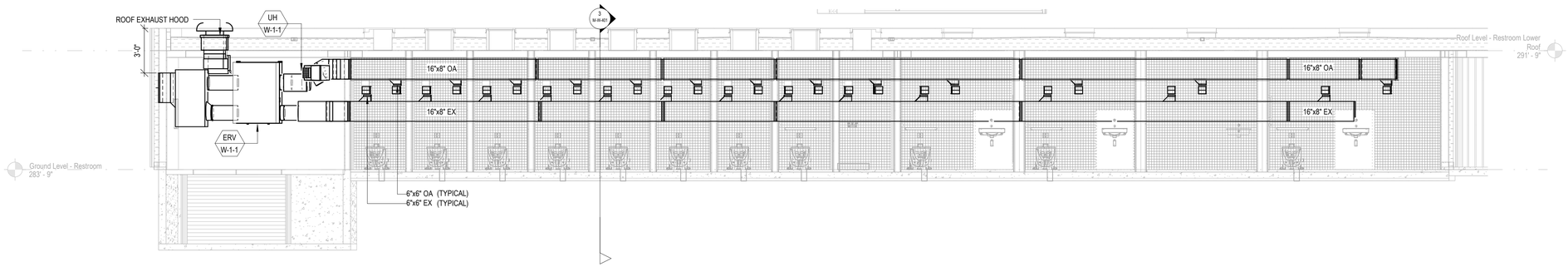

1 RESTROOM SECTION - MECHANICAL

SCALE 1/4" = 1'-0"

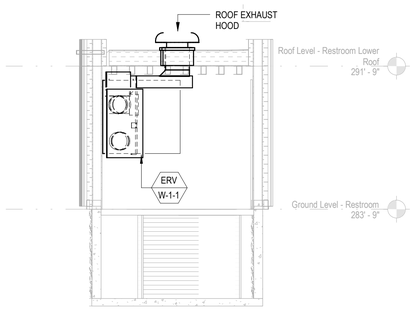

2 RESTROOM SECTION - MECHANICAL ROOM (1/2)

SCALE 1/4" = 1'-0"

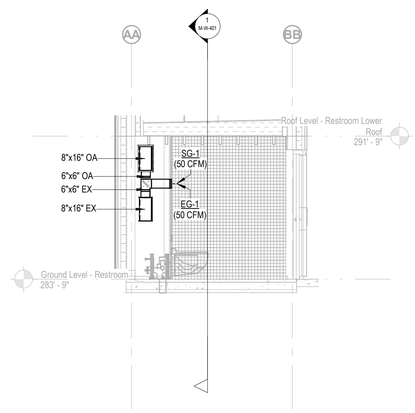

3 RESTROOM SECTION - MECHANICAL ROOM (2/2)

SCALE 1/4" = 1'-0"

Owner
Storm King Art Center
1 Museum Road
New Windsor, NY 12553
+1 (845) 534-3115

Design Architect
heneghan peng architects
14-16 Lord Edward Street
Dublin, D02 YC63, IE
+353 1 633 9000

Executive Architect
WXY Architecture + Urban Design
224 Centre Street, 5th Floor
New York, NY 10013
+1 (212) 219-1953

Landscape Architect
Gustafson Porter + Bowman
1 Cobham Mews
London, MW1 9SB, UK
+44 020 7284 8950

Reed Hilderbrand LLC
33 Whitney Avenue, 3rd Floor
New Haven, CT, US 06510
+1 (617) 923-2422

Structural & Lighting
ARUP
77 Water Street
New York, NY, US 10005
+1 (212) 896-3000

MEPF & IT
BuroHappold
100 Broadway #23
New York, NY, US 10005
+1 (212) 616-0228

Civil
VHB
100 Great Oaks Blvd., Suite 118
Albany, NY, US 12203
+1 (518) 389-3606

AV & Acoustics
LSTN Consultants
76 Beaver Street, 2nd Floor
New York, NY, US 10005
+1 (347) 788-0810

Facade
Front Inc.
100 E. Broadway Street, #501
New York, NY, US 10002
+1 (212) 242-2220

Key Plan

Description	Date
Filing Set	06/17/22

Project

Storm King Art Center

Welcome Pavilions

Seal

NOT FOR CONSTRUCTION

Drawing Title

Mechanical Sections

Date	06/17/22
Scale	1/4" = 1'-0"
Drawing Number	M-W-401
Sheet Size	ARCH D

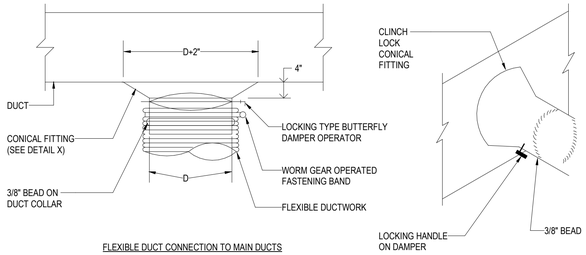

FLEXIBLE DUCT CONNECTION TO MAIN DUCTS

DETAIL X

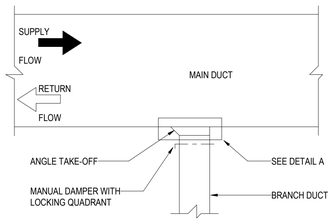

BRANCH DUCT CONNECTION

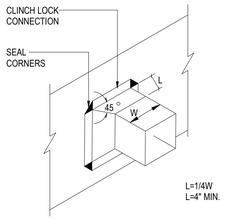

DETAIL A

1 LOW PRESSURE BRANCH DUCT CONNECTIONS

NOT TO SCALE

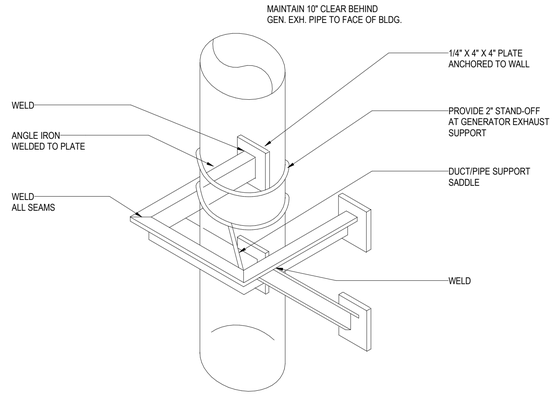

3 SUPPORT SYSTEM FOR VERTICAL DUCTS

NOT TO SCALE

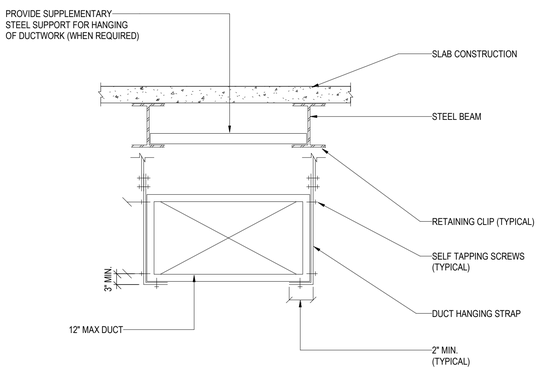

NOTES:
1. DUCT SHALL BE SUSPENDED WITH GALVANIZED BAND IRON STRAPS SECURELY FASTENED TO THE BOTTOM AND SIDE OF THE DUCT. STRAPS TO BE SIZED IN ACCORDANCE WITH SMACNA TABLE 4-1 OR ACCORDING TO LOCAL CODES, WHICHEVER IS MORE STRINGENT.
2. DUCTS WIDER THEN 60 INCHES TO BE SUPPORTED BY THE TRAPEZE ANGLES IN ACCORDANCE WITH SMACNA TABLE 4-3.
3. REFRENCE SHALL ALSO BE MADE TO SPECIFICATION SECTION 230548

4 DUCT HANGING FROM STRUCTURAL STEEL

NOT TO SCALE

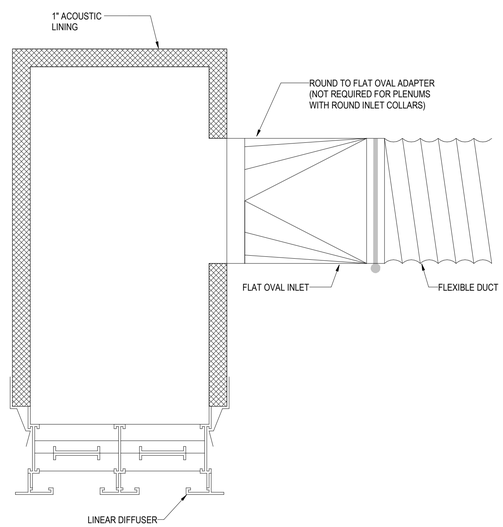

5 LINEAR DIFFUSER PLENUM

NOT TO SCALE

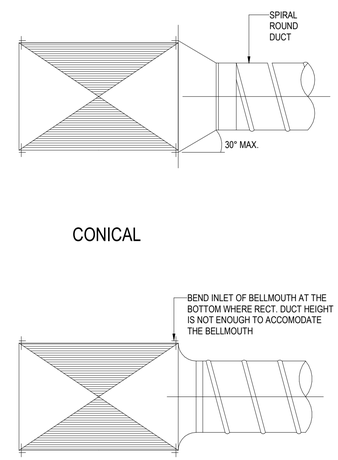

NOTE:
1. SECURE ALL CONNECTIONS TO COMPLY WITH THE REQUIREMENTS OF THE PRESSURE CLASS SPECIFIED.
2. SUPPLY ROUND DUCT TAKE-OFF IS SHOWN. RETURN/EXHAUST SIMILAR.
3. "SPIN-INS" PERMITTED ONLY W/DUCT CONSTRUCTION OF 2" W.C. OR LESS.

6 ROUND TAKE OFF CONNECTION FROM RECTANGULAR

NOT TO SCALE

Owner
Storm King Art Center
1 Museum Road
New Windsor, NY 12553
+1 (845) 534-3115

Design Architect
heneghan peng architects
14-16 Lord Edward Street
Dublin, D02 YC63, IE
+353 1 633 9000

Executive Architect
WXY Architecture + Urban Design
224 Centre Street, 5th Floor
New York, NY 10013
+1 (212) 219-1953

Landscape Architect
Gustafson Porter + Bowman
1 Cobham Mews
London, MW1 9SB, UK
+44 020 7284 8950

Reed Hilderbrand LLC
33 Whitney Avenue, 3rd Floor
New Haven, CT, US 06510
+1 (617) 923-2422

Structural & Lighting
ARUP
77 Water Street
New York, NY, US 10005
+1 (212) 896-3000

MEPF & IT
BuroHappold
100 Broadway #23
New York, NY, US 10005
+1 (212) 616-0228

Civil
VHB
100 Great Oaks Blvd., Suite 118
Albany, NY, US 12203
+1 (518) 389-3606

AV & Acoustics
LSTN Consultants
76 Beaver Street, 2nd Floor
New York, NY, US 10005
+1 (347) 788-0810

Facade
Front Inc.
100 E. Broadway Street, #501
New York, NY, US 10002
+1 (212) 242-2220

Key Plan

Description	Date
Filing Set	06/17/22

Project

Storm King Art Center
Welcome Pavilions

Seal

NOT FOR CONSTRUCTION

Drawing Title

Mechanical Details

Date	06/17/22
Scale	Not to Scale
Drawing Number	M-W-501
Sheet Size	ARCH D

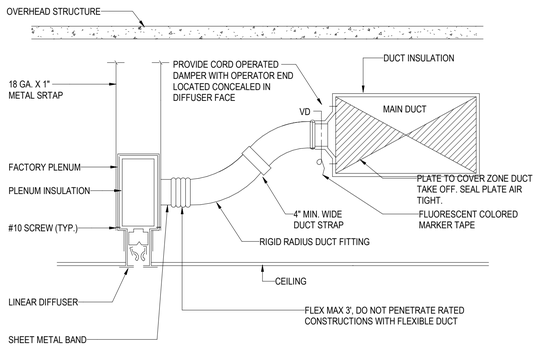

NOTE:
1. FLEX DUCT INSTALLED PER MANUFACTURERS LISTING.

1 LINEAR DIFFUSER CONNECTION

NOT TO SCALE

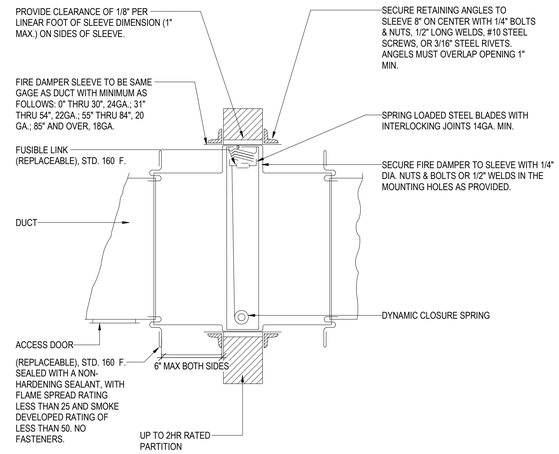

2 DYNAMIC FIRE DAMPER

NOT TO SCALE

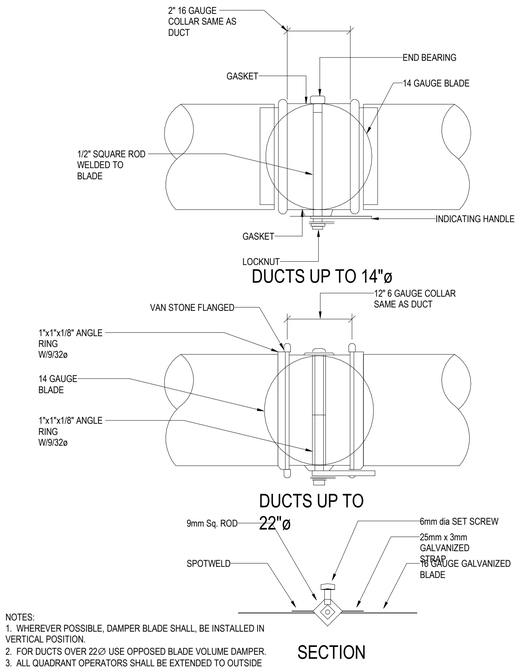

NOTES:
1. WHEREVER POSSIBLE, DAMPER BLADE SHALL, BE INSTALLED IN VERTICAL POSITION.
2. FOR DUCTS OVER 22∅ USE OPPOSED BLADE VOLUME DAMPER.
3. ALL QUADRANT OPERATORS SHALL BE EXTENDED TO OUTSIDE OF INSULATION

3 ROUND VOLUME DAMPER

NOT TO SCALE

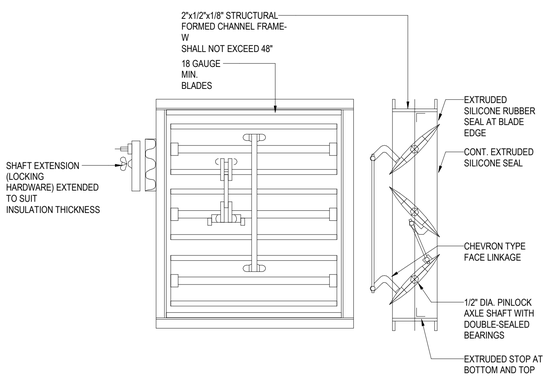

OPPOSED BLADE ACTION DAMPER

NOTES:
1. ALL BRANCH DUCTS SHALL HAVE VOLUME DAMPERS.

4 OPPOSED BLADE ACTION DAMPER

NOT TO SCALE

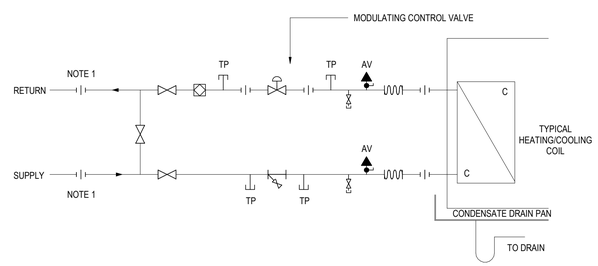

NOTE:
1. ELECTROLYTICALLY ISOLATED COUPLING

ADDITIONALLY:
ALL VALVES AND FITTINGS SHALL BE LINE SIZE

5 FCU AND VAV HEATING OR COOLING 2 WAY VALVE

NOT TO SCALE

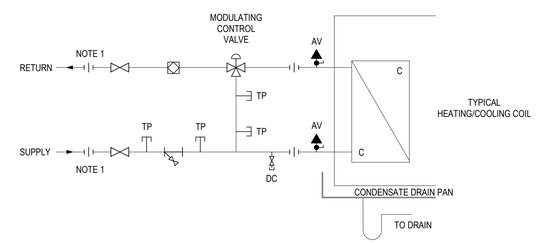

NOTE:
1. ELECTROLYTICALLY ISOLATED COUPLING

ADDITIONALLY:
- ALL VALVES AND FITTINGS SHALL BE LINE SIZE

6 FCU AND VAV HEATING OR COOLING 3 WAY VALVE

NOT TO SCALE

Owner
Storm King Art Center
1 Museum Road
New Windsor, NY 12553
+1 (845) 534-3115

Design Architect
heneghan peng architects
14-16 Lord Edward Street
Dublin, D02 YC63, IE
+353 1 633 9000

Executive Architect
WXY Architecture + Urban Design
224 Centre Street, 5th Floor
New York, NY 10013
+1 (212) 219-1953

Landscape Architect
Gustafson Porter + Bowman
1 Cobham Mews
London, MW1 9SB, UK
+44 020 7284 8950

Reed Hilderbrand LLC
33 Whitney Avenue, 3rd Floor
New Haven, CT, US 06510
+1 (617) 923-2422

Structural & Lighting
ARUP
77 Water Street
New York, NY, US 10005
+1 (212) 896-3000

MEPF & IT
BuroHappold
100 Broadway #23
New York, NY, US 10005
+1 (212) 616-0228

Civil
VHB
100 Great Oaks Blvd., Suite 118
Albany, NY, US 12203
+1 (518) 389-3606

AV & Acoustics
LSTN Consultants
76 Beaver Street, 2nd Floor
New York, NY, US 10005
+1 (347) 788-0810

Facade
Front Inc.
100 E. Broadway Street, #501
New York, NY, US 10002
+1 (212) 242-2220

Key Plan

Description	Date
Filing Set	06/17/22

Project

Storm King Art Center
Welcome Pavilions

Seal

NOT FOR CONSTRUCTION

Drawing Title

Mechanical Details

Date	06/17/22
Scale	Not to Scale
Drawing Number	M-W-502
Sheet Size	ARCH D

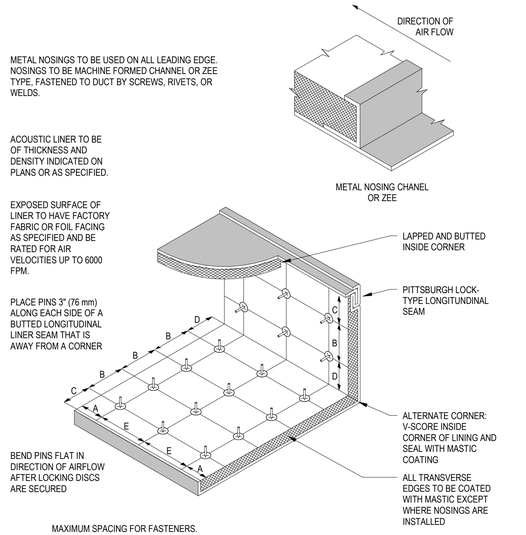

MAXIMUM SPACING FOR FASTENERS.
ACTUAL INTERVALS ARE APPROXIMATE.

VELOCITY	DIMENSIONS				
	A	B	C	D	E
0-2500 FPM (0-12.7 MPS)	3" (76.2)	12" (305)	4" (102)	6" (152)	18" (457)
2501-6000 FPM (12.7-30.5 MPS)	3" (76.2)	6" (152)	4" (102)	6" (152)	16" (406)

REFERENCE SMACNA FIG. 2-19, AS MODIFIED

LINER TO BE ADHERED TO THE DUCT WITH 90% MIN. AREA COVERAGE OF ADHESIVE, AND BE FASTENED WITH MECHANICAL WELD PINS. DO NOT USE ADHESIVE BASE PINS.

ALL DIMENSIONS SHOWN ON PLANS ARE INSIDE CLEAR

U.O.N. EXTERNAL THERMAL INSULATION MAY BE OMITTED WHERE DUCTS ARE INTERNALLY LINED

2 DUCTWORK ACOUSTIC LINING

NOT TO SCALE

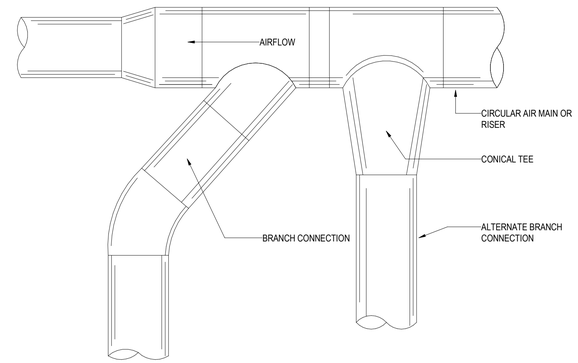

3 CIRCULAR DUCT CONNECTIONS

NOT TO SCALE

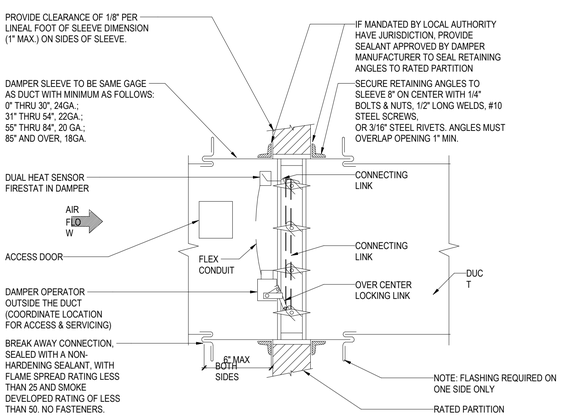

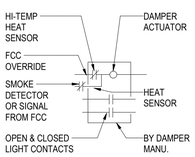

WIRING DIAGRAM

NOTES:

1. DAMPER TO BE U.L. LABELED N.F.P.A. 90A APPROVED.

2. N.F.P.A. APPROVED INSTALLATION DETAILS TO BE PART OF SUBMISSION OF COMBINATION FIRE & SMOKE DAMPER FOR APPROVAL, WHICH SHALL MEET N.F.P.A. STANDARD 90A.

3. DETAILS SHOWN ARE FOR COMBINATION FIRE SMOKE DAMPERS IN HORIZONTAL DUCTWORK. FOR DAMPERS IN VERTICAL DUCTWORK, DETAIL IS SIMILAR.

4. INSTALL DAMPER IN ACCORDANCE WITH MANUFACTURERS REQUIREMENTS.

5. ACTUATOR TO HAVE AN ADDRESSABLE DAMPER POSITION INDICATOR.

4 COMBINATION FIRE AND SMOKE DAMPER

NOT TO SCALE

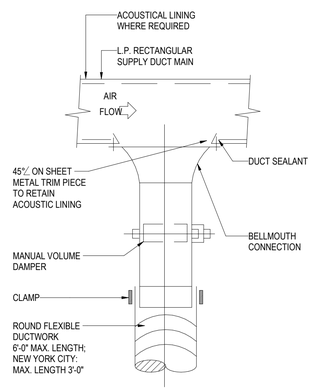

NOTE:

FLEXIBLE DUCT CONNECTIONS ARE ONLY PERMITTED IN AREAS WITH PNC-35 OR GREATER.

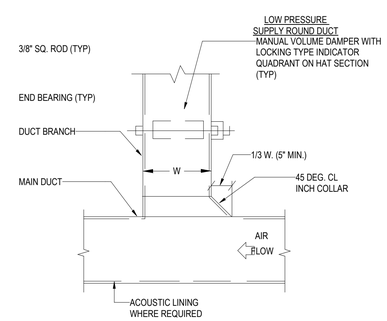

LOW PRESSURE SUPPLY RECTANGULAR DUCT

NOTE:

FURNISH THIS TYPE CONNECTION WHEN SINGLE-LINE DUCTWORK IS INDICATED AS THIS FOR ⊥ BRANCHES WITH LESS THAN 25% OF THE TOTAL AIR FLOW.

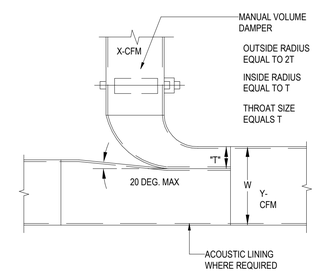

NOTES:

1. FURNISH THIS TYPE CONNECTION WHEN SINGLE-LINE DUCTWORK IS INDICATED AS THIS FOR BRANCHES WITH LESS THAN 25% OF THE TOTAL AIR FLOW.
2. THIS TYPE OF CONNECTION MUST BE USED WHEN W 36 IN.
3. T=X (BRANCH DUCT) x W
   Y (TOTAL CFM)

5 LOW PRESSURE SUPPLY CONNECTION DETAILS

NOT TO SCALE

Owner
Storm King Art Center
1 Museum Road
New Windsor, NY 12553
+1 (845) 534-3115

Design Architect
heneghan peng architects
14-16 Lord Edward Street
Dublin, D02 YC63, IE
+353 1 633 9000

Executive Architect
WXY Architecture + Urban Design
224 Centre Street, 5th Floor
New York, NY 10013
+1 (212) 219-1953

Landscape Architect
Gustafson Porter + Bowman
1 Cobham Mews
London, MW1 9SB, UK
+44 020 7284 8950

Reed Hilderbrand LLC
33 Whitney Avenue, 3rd Floor
New Haven, CT, US 06510
+1 (617) 923-2422

Structural & Lighting
ARUP
77 Water Street
New York, NY, US 10005
+1 (212) 896-3000

MEPF & IT
BuroHappold
100 Broadway #23
New York, NY, US 10005
+1 (212) 616-0228

Civil
VHB
100 Great Oaks Blvd., Suite 118
Albany, NY, US 12203
+1 (518) 389-3606

AV & Acoustics
LSTN Consultants
76 Beaver Street, 2nd Floor
New York, NY, US 10005
+1 (347) 788-0810

Facade
Front Inc.
100 E. Broadway Street, #501
New York, NY, US 10002
+1 (212) 242-2220

Key Plan

Description	Date
Filing Set	06/17/22

Project

Storm King Art Center
Welcome Pavilions

Seal

NOT FOR CONSTRUCTION

Drawing Title

Mechanical Details

Date	06/17/22
Scale	Not to Scale
Drawing Number	M-W-503
Sheet Size	ARCH D

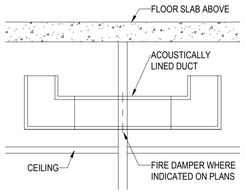

NOTES:

1. REFER TO DRAWINGS AND SPECIFICATIONS FOR ACOUSTICAL INSULATION THICKNESS AND DENSITY.

2. PROVIDE TRANSFER DUCT WHERE INDICATED ON PLANS.

3. REFER TO SCHEDULE BELOW FOR TRANSFER DUCT SIZE.

4. FOR AIR QUANTITIES IN EXCESS OF 2000 CFM USE MULTIPLE TRANSFER DUCTS

5. TRANSFER DUCT SIZES ARE INSIDE CLEAR

6. EQUIVALENT DUCT SIZES ALLOWED

TRANSFER AIR QUANTITY (CFM)	TRANSFER AIR DUCT SIZE (W x H)
0-500	18 x 10
501-1000	20 x 18
1001-1500	30 x 20
1501-2000	30 x 24

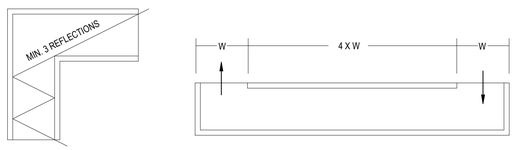

1 ACOUSTIC AIR TRANSFER DUCT

NOT TO SCALE

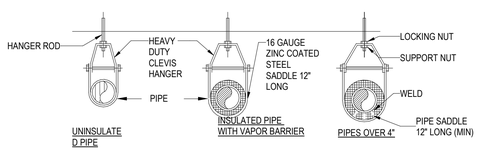

INDIVIDUAL PIPE HANGER ROD & SPACING SCHEDULE											
NOMINAL PIPE OR TUBE SIZE-INCHES	3/4	1	1 1/2	2	2 1/2	3	4	5	6	8	--
HANGER ROD SIZE-INCHES	3/8	3/8	3/8	3/8	1/2	1/2	5/8	5/8	7/8	7/8	--
MAXIMUM SPACING BETWEEN PIPE SUPPORT-FEET	6	7	9	10	11	12	14	16	17	19	--
MAXIMUM SPACING BETWEEN CU, TUBE SUPPORT-FEET	6	6	8	9	10	10	12	14	14	16	--
NOTES: TRAPEZE SPACING SHALL BE BASED ON SPACING OF SMALLEST PIPE ON TRAPEZE. TRAPEZE SHALL BE DESIGNED WITH A FACTOR OF SAFETY 5 FOR CENTER OF SPAN CONCENTRATED LOAD. METHOD OF HANGING, TYPE OF INSERT, BEAM CLAMP, ROD, ETC. MUST BE APPROVED BY STRUCTURAL ENGINEER PER SHOP DRAWINGS.											

4 TYPICAL CLEVIS HANGER SUPPORTS

NOT TO SCALE

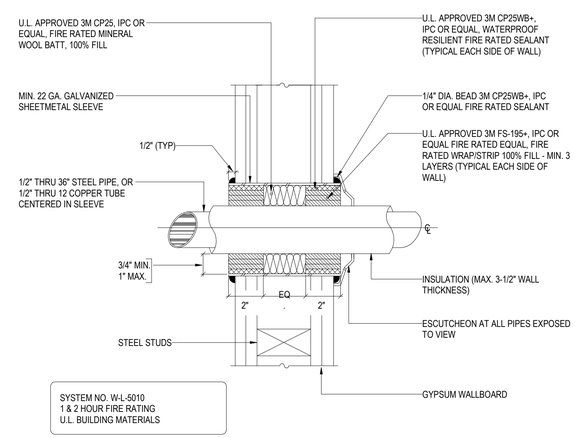

6 INSULATED PIPE THROUGH FIRE RATED GYPSUM WALLS

NOT TO SCALE

Owner
Storm King Art Center
1 Museum Road
New Windsor, NY 12553
+1 (845) 534-3115

Design Architect
heneghan peng architects
14-16 Lord Edward Street
Dublin, D02 YC63, IE
+353 1 633 9000

Executive Architect
WXY Architecture + Urban Design
224 Centre Street, 5th Floor
New York, NY 10013
+1 (212) 219-1953

Landscape Architect
Gustafson Porter + Bowman
1 Cobham Mews
London, MW1 9SB, UK
+44 020 7284 8950

Reed Hilderbrand LLC
33 Whitney Avenue, 3rd Floor
New Haven, CT, US 06510
+1 (617) 923-2422

Structural & Lighting
ARUP
77 Water Street
New York, NY, US 10005
+1 (212) 896-3000

MEPF & IT
BuroHappold
100 Broadway #23
New York, NY, US 10005
+1 (212) 616-0228

Civil
VHB
100 Great Oaks Blvd., Suite 118
Albany, NY, US 12203
+1 (518) 389-3606

AV & Acoustics
LSTN Consultants
76 Beaver Street, 2nd Floor
New York, NY, US 10005
+1 (347) 788-0810

Facade
Front Inc.
100 E. Broadway Street, #501
New York, NY, US 10002
+1 (212) 242-2220

Key Plan

Description	Date
Filing Set	06/17/22

Project

Storm King Art Center
Welcome Pavilions

Seal

NOT FOR CONSTRUCTION

Drawing Title

Mechanical Details

Date	06/17/22
Scale	Not to Scale
Drawing Number	M-W-504
Sheet Size	ARCH D

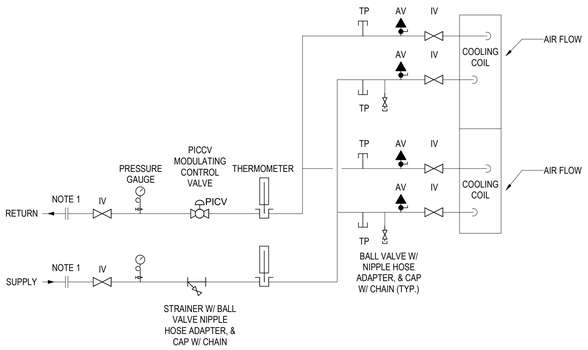

NOTES:

1. ELECTROLYTICALLY ISOLATED COUPLING. (ONLY REQUIRED WHERE THERE IS A CHANGE IN PIPING MATERIAL.)
2. ALL VALVES AND FITTINGS SHALL BE LINE SIZE
3. MODULATING CONTROL VALVE TO BE SELECTED BY CONTROLS CONTRACTOR TO PROVIDE APPROPRIATE CONTROL VALVE AUTHORITY.
4. PROVIDE EXTENSIONS FOR ALL PIPING ACCESSORIES IN ORDER TO PERTRUDE BEYOND AND AVOID DAMAGE TO PIPE INSULATION.
5. PROVIDE APPROPRIATELY FITTED REMOVABLE INSULATION COVERS AT ALL PIPING ACCESSORY LOCATIONS REQUIRING FUTURE
6. ACCESS.
   CONNECT HHWS DOWN STREAM OF COIL IN RELATION TO AIR FLOW.

1 COOLING COILS (AHU)

NOT TO SCALE

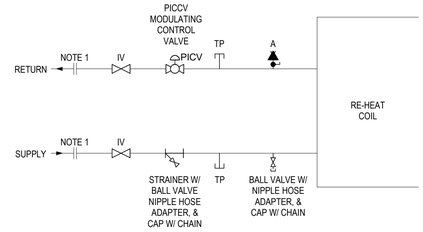

NOTES:

1. ELECTROLYTICALLY ISOLATED COUPLING. (ONLY REQUIRED WHERE THERE IS A CHANGE IN PIPING MATERIAL.)
2. ALL VALVES AND FITTINGS SHALL BE LINE SIZE
3. MODULATING CONTROL VALVE TO BE SELECTED BY CONTROLS CONTRACTOR TO PROVIDE APPROPRIATE CONTROL VALVE AUTHORITY.
4. PROVIDE EXTENSIONS FOR ALL PIPING ACCESSORIES IN ORDER TO PERTRUDE BEYOND AND AVOID DAMAGE TO PIPE INSULATION.
5. PROVIDE APPROPRIATELY FITTED REMOVABLE INSULATION COVERS AT ALL PIPING ACCESSORY LOCATIONS REQUIRING FUTURE
6. ACCESS.
   CONNECT HHWS DOWN STREAM OF COIL IN RELATION TO AIR FLOW.

2 RE-HEAT COIL & AHU HEATING COILS

NOT TO SCALE

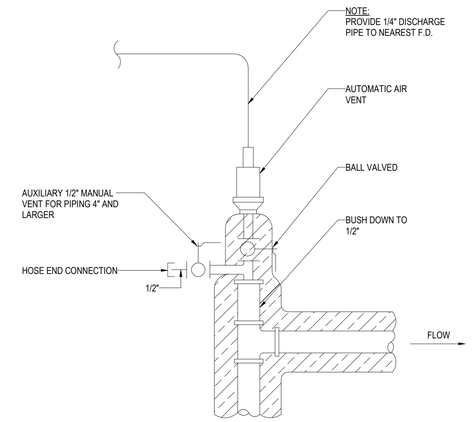

NOTES:

1. DETAIL TO BE USED AT ALL AUTOMATIC AIR VENT LOCATIONS, INCLUDING AT THE TOP OF ALL PIPE RISERS CONNECTING TWO OR MORE FLOORS.
2. AAV TO BE INSTALLED AT ALL PIPING HIGH POINTS.

3 AUTOMATIC AIR VENT DETAIL

NOT TO SCALE

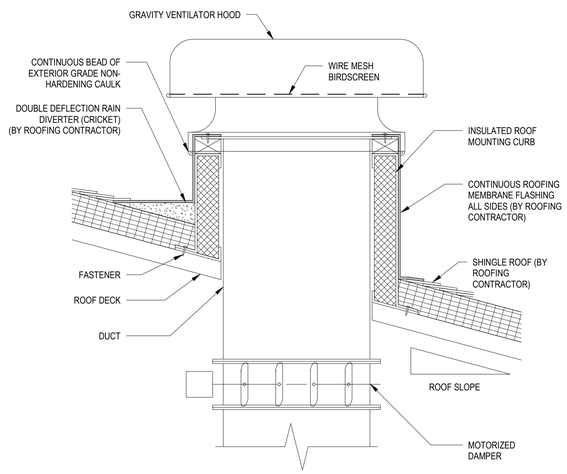

5 GRAVITY VENTILATOR AND ROOF CURB (SLOPED ROOFS)

NOT TO SCALE

Owner
Storm King Art Center
1 Museum Road
New Windsor, NY 12553
+1 (845) 534-3115

Design Architect
heneghan peng architects
14-16 Lord Edward Street
Dublin, D02 YC63, IE
+353 1 633 9000

Executive Architect
WXY Architecture + Urban Design
224 Centre Street, 5th Floor
New York, NY 10013
+1 (212) 219-1953

Landscape Architect
Gustafson Porter + Bowman
1 Cobham Mews
London, MW1 9SB, UK
+44 020 7284 8950

Reed Hilderbrand LLC
33 Whitney Avenue, 3rd Floor
New Haven, CT, US 06510
+1 (617) 923-2422

Structural & Lighting
ARUP
77 Water Street
New York, NY, US 10005
+1 (212) 896-3000

MEPF & IT
BuroHappold
100 Broadway #23
New York, NY, US 10005
+1 (212) 616-0228

Civil
VHB
100 Great Oaks Blvd., Suite 118
Albany, NY, US 12203
+1 (518) 389-3606

AV & Acoustics
LSTN Consultants
76 Beaver Street, 2nd Floor
New York, NY, US 10005
+1 (347) 788-0810

Facade
Front Inc.
100 E. Broadway Street, #501
New York, NY, US 10002
+1 (212) 242-2220

Key Plan

Description	Date
Filing Set	06/17/22

Project

Storm King Art Center

Welcome Pavilions

Seal

NOT FOR CONSTRUCTION

Drawing Title

Mechanical Details

Date	06/17/22
Scale	Not to Scale
Drawing Number	M-W-505
Sheet Size	ARCH D

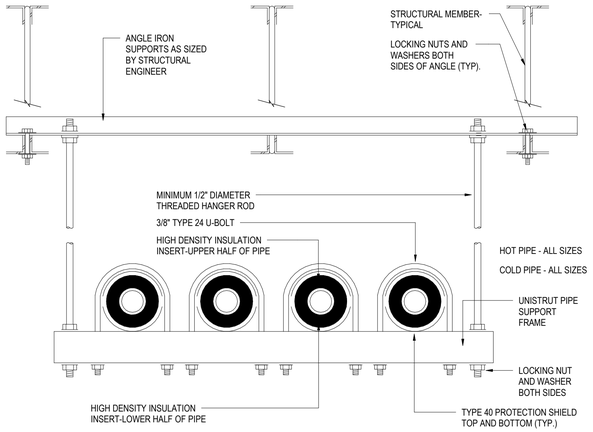

INDIVIDUAL PIPE HANGER ROD & SPACING SCHEDULE											
NOMINAL PIPE OR TUBE SIZE-INCHES	3/4	1	1 1/2	2	2 1/2	3	4	5	6	8	--
HANGER ROD SIZE-INCHES	3/8	3/8	3/8	3/8	1/2	1/2	5/8	5/8	7/8	7/8	--
MAXIMUM SPACING BETWEEN INCHES	6	7	9	10	11	12	14	16	17	19	--
MAXIMUM SPACING BETWEEN CU, TUBE SUPPORT IN FEET	6	6	8	9	10	10	12	14	14	16	--

NOTES:
TRAPEZE HANGER ROD SPACING SHALL BE BASED ON SPACING OF SMALLEST PIPE ON TRAPEZE. TRAPEZE SHALL BE DESIGNED WITH A FACTOR OF
SAFETY OF 5 FOR CENTER OF SPAN CONCENTRATED LOAD. METHOD OF HANGING, TYPE OF INSERT, BEAM CLAMP, ROD, ETC. MUST BE APPROVED BY STRUCTURAL ENGINEER PER SHOP DRAWINGS

1 TRAPEZE PIPE HANGER (MULTIPLE PIPES)

NOT TO SCALE

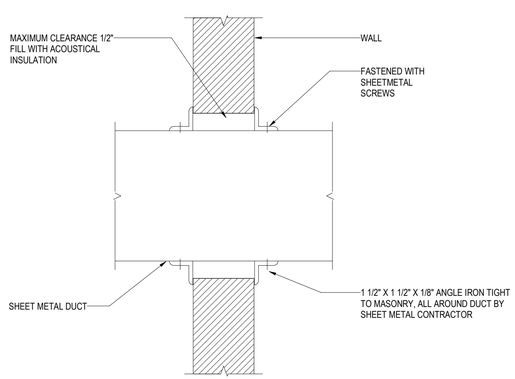

4 DUCT PENETRATING NON - RATED WALLS

NOT TO SCALE

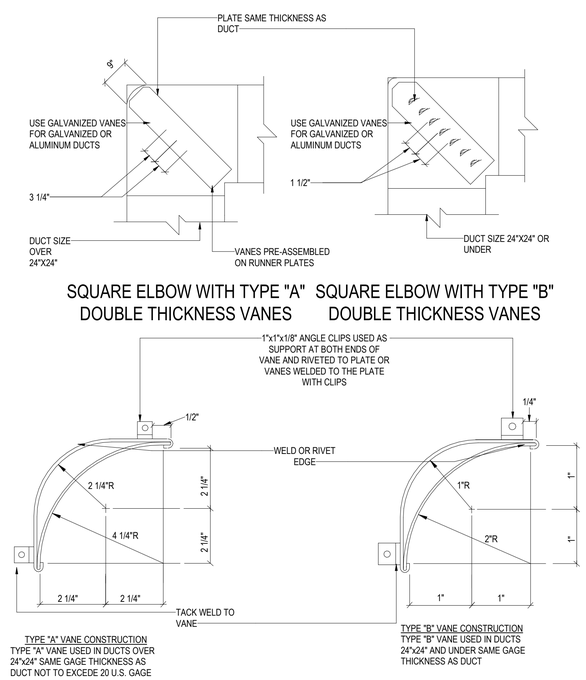

5 TURNING VANE CONSTRUCTION (RECTANGULAR)

NOT TO SCALE

Owner
Storm King Art Center
1 Museum Road
New Windsor, NY 12553
+1 (845) 534-3115

Design Architect
heneghan peng architects
14-16 Lord Edward Street
Dublin, D02 YC63, IE
+353 1 633 9000

Executive Architect
WXY Architecture + Urban Design
224 Centre Street, 5th Floor
New York, NY 10013
+1 (212) 219-1953

Landscape Architect
Gustafson Porter + Bowman
1 Cobham Mews
London, MW1 9SB, UK
+44 020 7284 8950

Reed Hilderbrand LLC
33 Whitney Avenue, 3rd Floor
New Haven, CT, US 06510
+1 (617) 923-2422

Structural & Lighting
ARUP
77 Water Street
New York, NY, US 10005
+1 (212) 896-3000

MEPF & IT
BuroHappold
100 Broadway #23
New York, NY, US 10005
+1 (212) 616-0228

Civil
VHB
100 Great Oaks Blvd., Suite 118
Albany, NY, US 12203
+1 (518) 389-3606

AV & Acoustics
LSTN Consultants
76 Beaver Street, 2nd Floor
New York, NY, US 10005
+1 (347) 788-0810

Facade
Front Inc.
100 E. Broadway Street, #501
New York, NY, US 10002
+1 (212) 242-2220

Key Plan

Description	Date
Filing Set	06/17/22

Project

Storm King Art Center

Welcome Pavilions

Seal

NOT FOR CONSTRUCTION

Drawing Title

Mechanical Details

Date	06/17/22
Scale	Not to Scale
Drawing Number	M-W-506
Sheet Size	ARCH D

WITHOUT INCOMPRESSIBLE INSULATING BLOCK AT HANGER		
PIPE DIAMETER	SHIELD LENGTH	SHIELD THICKNESS USSG
UP TO 3"	6"	18

WITHOUT INCOMPRESSIBLE INSULATING BLOCK AT HANGER		
PIPE DIAMETER	SHIELD LENGTH	SHIELD THICKNESS USSG
UP TO 3"	12"	18

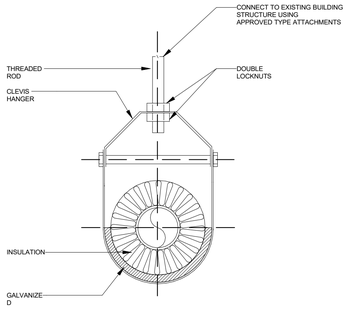

NOTE:
HANGER, ROD & INSERT SHALL BE DIPPED IN ZINC CHROMATE PRIMER PRIOR TO INSTALLATION

1 TYPICAL INSULATION OF PIPES SMALLER THAN 3

NOT TO SCALE

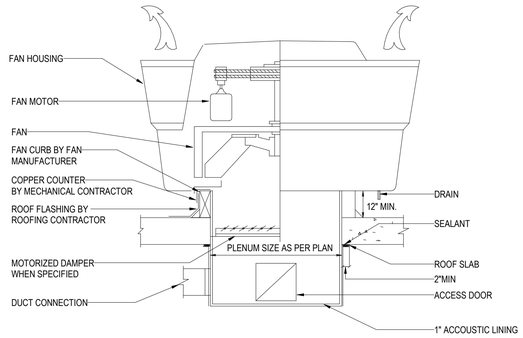

2 ROOF EXHAUST FAN UPBLAST

NOT TO SCALE

CONDENSATE PIPE SIZE	
EQUIPMENT CAPACITY	MIN. PIPE SIZE
TONS	INCH
UP TO 20	3/4
21-40	1
41-90	1 1/4
91-125	1 1/2
126-250	2

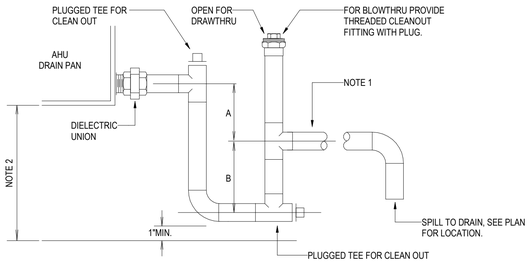

DRAWTHRU :

A = GREATER OF 4" OR 1/2" PLUS AHU TOTAL PRESSURE IN INCHES-WC

BLOWTHRU :

B = GREATER OF 4" OR 1/2" PLUS AHU TOTAL PRESSURE IN INCHES-WC

NOTES:

1. REF. PLAN DWG'S FOR CONDENSATE DRAIN PIPE SIZE, (1"MIN. AT EACH AHU DRAIN CONNECTION POINT). REF. SPECIFICATIONS FOR PIPE AND INSULATION MATERIAL REQUIREMENTS.
2. AHU TO BE ELEVATED ON HOUSEKEEPING PAD OR MOUNTING STRUCTURE AS REQUIRED FOR TRAP HEIGHT ABOVE FLOOR

3 MECHANICAL UNIT CONDENSATE DRAIN

NOT TO SCALE

Owner
Storm King Art Center
1 Museum Road
New Windsor, NY 12553
+1 (845) 534-3115

Design Architect
heneghan peng architects
14-16 Lord Edward Street
Dublin, D02 YC63, IE
+353 1 633 9000

Executive Architect
WXY Architecture + Urban Design
224 Centre Street, 5th Floor
New York, NY 10013
+1 (212) 219-1953

Landscape Architect
Gustafson Porter + Bowman
1 Cobham Mews
London, MW1 9SB, UK
+44 020 7284 8950

Reed Hilderbrand LLC
33 Whitney Avenue, 3rd Floor
New Haven, CT, US 06510
+1 (617) 923-2422

Structural & Lighting
ARUP
77 Water Street
New York, NY, US 10005
+1 (212) 896-3000

MEPF & IT
BuroHappold
100 Broadway #23
New York, NY, US 10005
+1 (212) 616-0228

Civil
VHB
100 Great Oaks Blvd., Suite 118
Albany, NY, US 12203
+1 (518) 389-3606

AV & Acoustics
LSTN Consultants
76 Beaver Street, 2nd Floor
New York, NY, US 10005
+1 (347) 788-0810

Facade
Front Inc.
100 E. Broadway Street, #501
New York, NY, US 10002
+1 (212) 242-2220

Key Plan

Description	Date
Filing Set	06/17/22

Project

Storm King Art Center

Welcome Pavilions

Seal

NOT FOR CONSTRUCTION

Drawing Title

Mechanical Details

Date	06/17/22
Scale	Not to Scale
Drawing Number	M-W-507
Sheet Size	ARCH D

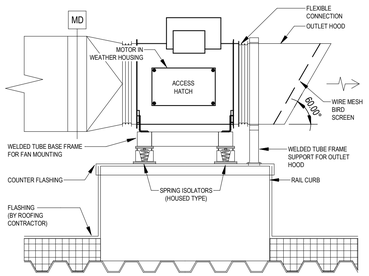

NOTES:
1. ALL EXTERIOR DUCTWORK TO BE STAINLESS STEEL

1 MIXED FLOW INLINE FAN
NOT TO SCALE

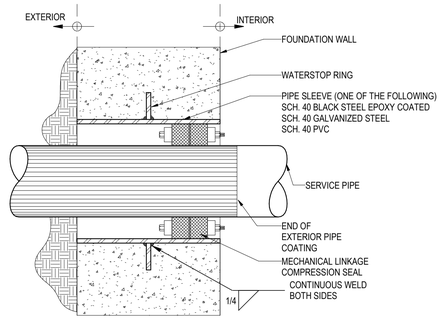

2 PIPE PENETRATION THROUGH FOUNDATION WALLS
NOT TO SCALE

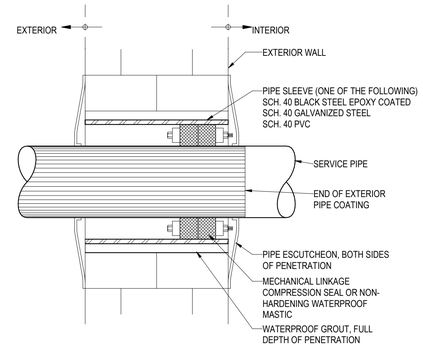

3 PIPE PENETRATIONS THROUGH EXTERIOR WALLS ABOVE GRADE
NOT TO SCALE

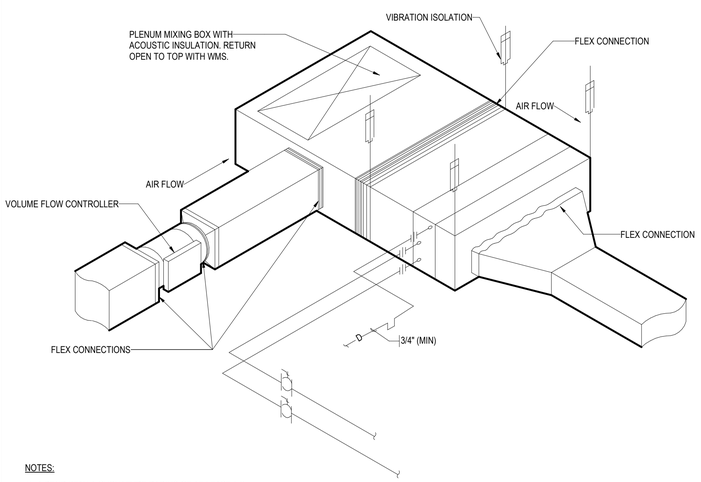

NOTES:

1) A BEND WITH A CURVATURE RADIUS OF AT LEAST 1 X DIAMETER, WITHOUT AN ADDITIONAL STRAIGHT DUCT SECTION UPSTREAM OF THE FLOW CONTROLLER, IS RECOMMENDED BY THE MANUFACTURER AS HAVING A NEGLIGIBLE EFFECT ON VOLUME FLOW RATE ACCURACY.
2) A STRAIGHT DUCT SECTION OF AT LEAST 1.5 X DIAMETER IS REQUIRED UPSTREAM THE FLOW CONTROLLER. SHORTER UPSTREAM SECTIONS REQUIRE A PERFORATED PLATE IN THE BRANCH AND BEFORE THE FLOW CONTROLLER.
3) FLOW CONTROLLER REQUIRES AT LEAST 1' OF CLEARANCE IN ALL DIRECTIONS FOR COMMISSIONING AND MAINTENANCE.
4) INSTALL COMPONENTS SUCH THAT A SINGLE COMMON CLEARANCE AREA FOR MAINTENANCE ACCESS IS PROVIDED TO FCU, FLOW CONTROLLER, FILTER REPLACEMENT AND REFRIGERANT VALVING.
5) PROVIDE ACOUSTIC LINING IN SUPPLY DUCT FOR 10 FT DOWN STREAM FROM FCU.

4 HORIZONTAL VRF FAN COIL UNIT
NOT TO SCALE

Owner
Storm King Art Center
1 Museum Road
New Windsor, NY 12553
+1 (845) 534-3115

Design Architect
heneghan peng architects
14-16 Lord Edward Street
Dublin, D02 YC63, IE
+353 1 633 9000

Executive Architect
WXY Architecture + Urban Design
224 Centre Street, 5th Floor
New York, NY 10013
+1 (212) 219-1953

Landscape Architect
Gustafson Porter + Bowman
1 Cobham Mews
London, MW1 9SB, UK
+44 020 7284 8950

Reed Hilderbrand LLC
33 Whitney Avenue, 3rd Floor
New Haven, CT, US 06510
+1 (617) 923-2422

Structural & Lighting
ARUP
77 Water Street
New York, NY, US 10005
+1 (212) 896-3000

MEPF & IT
BuroHappold
100 Broadway #23
New York, NY, US 10005
+1 (212) 616-0228

Civil
VHB
100 Great Oaks Blvd., Suite 118
Albany, NY, US 12203
+1 (518) 389-3606

AV & Acoustics
LSTN Consultants
76 Beaver Street, 2nd Floor
New York, NY, US 10005
+1 (347) 788-0810

Facade
Front Inc.
100 E. Broadway Street, #501
New York, NY, US 10002
+1 (212) 242-2220

Key Plan

Description	Date
Filing Set	06/17/22

Project

Storm King Art Center
Welcome Pavilions

Seal

NOT FOR CONSTRUCTION

Drawing Title

Mechanical Details

Date	06/17/22
Scale	Not to Scale
Drawing Number	M-W-508
Sheet Size	ARCH D

M - ENERGY RECOVERY UNIT SCHEDULE

					SUPPLY FAN DATA			RETURN FAN DATA	ELECTRICAL									
DESIGNATION	SERVICE	LOCATION	SUPPLY AIR QUANTITY (CFM)	EXHAUST AIR QUANTITY (CFM)	CFM	EXTERNAL STATIC PRESSURE (IN WG)	HP	CFM	VOLTAGE	PHASE	FREQ	MCA	MOCP	SINGLE POINT CONNECTION	APPROXIMATE WEIGHT (LB)	MANUFACTURER	MODEL NUMBER	REMARKS
ERV - W-1-1	RESTROOM	GROUND LEVEL	670	670	670	0.6	1	670	208 V	1	60	11 A	15	Yes	275	RENEWAIRE	HE1XINV EC	INCLUDE 11.5 kW DUCT HEATER ACCESSORY

M - VRF FCU SCHEDULE

			COOLING AT AHRI		HEATING AT AHRI	ELECTRICAL			FAN					
DESIGNATION	SERVICE	LOCATION	TOTAL COOLING CAPACITY (MBH)	SENSIBLE COOLING CAPACITY (MBH)	TOTAL HEATING CAPACITY (MBH)	VOLTAGE	PHASE	FREQUENCY	CFM	EXTERNAL STATIC PRESSURE (IN WG)	MOTOR CONTROL	MANUFACTURER	MODEL NUMBER	REMARKS
FCU-W-2-1	TICKETING	GROUND LEVEL	24.0	18.3	27.0	208 V	1	60	671 CFM	1.0	ECM	MITSUBISHI	TPEFYP024MH142A	

M - VRF AIR COOLED CONDENSING UNIT SCHEDULE

							ELECTRICAL					DIMENSIONS						
DESIGNATION	SERVICE	LOCATION	TOTAL COOLING CAPACITY (MBH)	TOTAL HEATING CAPACITY (MBH)	COOLING EER	HEATING COP	VOLTAGE	PHASE	FREQUENCY	MCA	REFRIGERANT TYPE	LENGTH (IN)	WIDTH (IN)	HEIGHT (IN)	WEIGHT (LB)	MANUFACTURER	MODEL NUMBER	REMARKS
ACCU-W-1-1	TICKETING	OUTSIDE	36	42	12.6	3.7	208 V	1	60	36 A	R410A	3' - 5 11/32"	1' - 1"	4' - 4 11/16"	278	TRANE	TUMYH0361AK41NA	AIR-COOLED

M - UNIT HEATER SCHEDULE

					FAN			ELECTRIC COIL					
DESIGNATION	SERVICE	LOCATION	TYPE	AIR QUANTITY (CFM)	VOLTAGE	PHASE	FREQUENCY	CAPACITY (BTU/H)	EAT (°F)	CAPACITY (kW)	MODEL NUMBER	MANUFACTURER	REMARKS
UH - W-1-1	RESTROOM	MECHANICAL ROOM	ELECTRIC	250	208 V	3	60	6825	55 °F	2	ASHU0283CTCHAR	OXFORD	1

NOTES:
1. PROVIDE WITH UNIT-MOUNTED THERMOSTAT.

M - TRENCH HEATER SCHEDULE

			ELECTRICAL							
DESIGNATION	SERVICE	LOCATION	kW	VOLTAGE	# OF POLES	TH LENGTH	CONTROL BY	MANUFACTURER	MODEL NUMBER	REMARKS
TH-W-1-1	TICKETING	TICKETING COUNTER	0.75	208 V	1	3' - 0"	SWITCH POWERED WITH TIMER	JAGA	OTS0750	TRENCH INSERT FLOOR CONVECTOR

M - ELECTRIC DUCT HEATER SCHEDULE

DESIGNATION	SERVICE	LOCATION	CFM	EAT (°F)	LAT (°F)	CAPACITY (kW)	MANUFACTURER	MODEL NUMBER	REMARKS
DH-W-1-1	RESTROOM	GROUND LEVEL	670	0 °F	50 °F	11.5	RENEWAIRE	RH SERIES	PROVIDE SCR CONTROL

M - DIFFUSER AND GRILLE SCHEDULE

DESIGNATION	USAGE	MAX CFM/FT	MAX NC	FACE SIZE	SLOT SIZE	MANUFACTURER	MODEL NUMBER	REMARKS
EG-1	EXHAUST	190	25	6"x6"	-	PRICE	LBP CORE 15A	1
LSD-1	SUPPLY	30	25	-	1	PRICE	SDS	2
RG-1	OED RETURN		25	-	-	PRICE	RPD	
RSD-1	RETURN	30	25	-	1	PRICE	SDS	2
SG-1	SUPPLY	190	25	6"x6"	-	PRICE	LBP CORE 15A	1

NOTES:
1. LINEAR BAR DIFFUSERS IN SOFFITS TO BE CONTINUOUS WITH ACTIVE SECTIONS FOR SUPPLY AND INACTIVE SECTIONS FOR RETURN BACK TO FCU.
2. PROVIDE WITH PLENUM.

M - RADIANT FLOOR

			ELECTRIC HEATING					
DESIGNATION	SERVICE	LOCATION	AREA (SQFT)	W/SQFT	WATTAGE	MANUFACTURER	MODEL NUMBER	REMARKS
RF - W-1-3	RESTROOM	RR R103	26	15	390	NVENT NUHEAT	X1M021030	
RF - W-1-1	RESTROOM	RR R104	26	15	390	NVENT NUHEAT	X1M021030	
RF - W-1-2	RESTROOM	RR R105	26	15	390	NVENT NUHEAT	X1M021030	
RF - W-1-4	RESTROOM	RR R106	26	15	390	NVENT NUHEAT	X1M021030	
RF - W-1-5	RESTROOM	RR R107	26	15	390	NVENT NUHEAT	X1M021030	
RF - W-1-6	RESTROOM	RR R108	26	15	390	NVENT NUHEAT	X1M021030	
RF - W-1-7	RESTROOM	RR R109	26	15	390	NVENT NUHEAT	X1M021030	
RF - W-1-8	RESTROOM	RR R110	26	15	390	NVENT NUHEAT	X1M021030	
RF - W-1-9	RESTROOM	CUSTODIAN R11	26	15	390	NVENT NUHEAT	X1M021030	
RF - W-1-10	RESTROOM	ACCESSIBLE/FAMILY RR R112	51	15	765	NVENT NUHEAT	X1M051060	
RF - W-1-11	RESTROOM	ACCESSIBLE/FAMILY RR R113	50	15	750	NVENT NUHEAT	X1M051060	
RF - W-1-12	RESTROOM	NURSING R114	50	15	750	NVENT NUHEAT	X1M051060	
RF - W-1-13	RESTROOM	SICK ROOM R115	76	15	1140	NVENT NUHEAT	X1M071080	

NOTES:
1. ELECTRIC IN FLOOR HEATING MATS POURED IN TOPPING SLAB.

Owner
Storm King Art Center
1 Museum Road
New Windsor, NY 12553
+1 (845) 534-3115

Design Architect
heneghan peng architects
14-16 Lord Edward Street
Dublin, D02 YC63, IE
+353 1 633 9000

Executive Architect
WXY Architecture + Urban Design
224 Centre Street, 5th Floor
New York, NY 10013
+1 (212) 219-1953

Landscape Architect
Gustafson Porter + Bowman
1 Cobham Mews
London, MW1 9SB, UK
+44 020 7284 8950

Reed Hilderbrand LLC
33 Whitney Avenue, 3rd Floor
New Haven, CT, US 06510
+1 (617) 923-2422

Structural & Lighting
ARUP
77 Water Street
New York, NY, US 10005
+1 (212) 896-3000

MEPF & IT
BuroHappold
100 Broadway #23
New York, NY, US 10005
+1 (212) 616-0228

Civil
VHB
100 Great Oaks Blvd., Suite 118
Albany, NY, US 12203
+1 (518) 389-3606

AV & Acoustics
LSTN Consultants
76 Beaver Street, 2nd Floor
New York, NY, US 10005
+1 (347) 788-0810

Facade
Front Inc.
100 E. Broadway Street, #501
New York, NY, US 10002
+1 (212) 242-2220

Key Plan

Description	Date
Filing Set	06/17/22

Project

Storm King Art Center

Welcome Pavilions

Seal

NOT FOR CONSTRUCTION

Drawing Title

Welcome - Mechanical Schedules

Date	06/17/22
Scale	Not to Scale
Drawing Number	M-W-601
Sheet Size	ARCH D

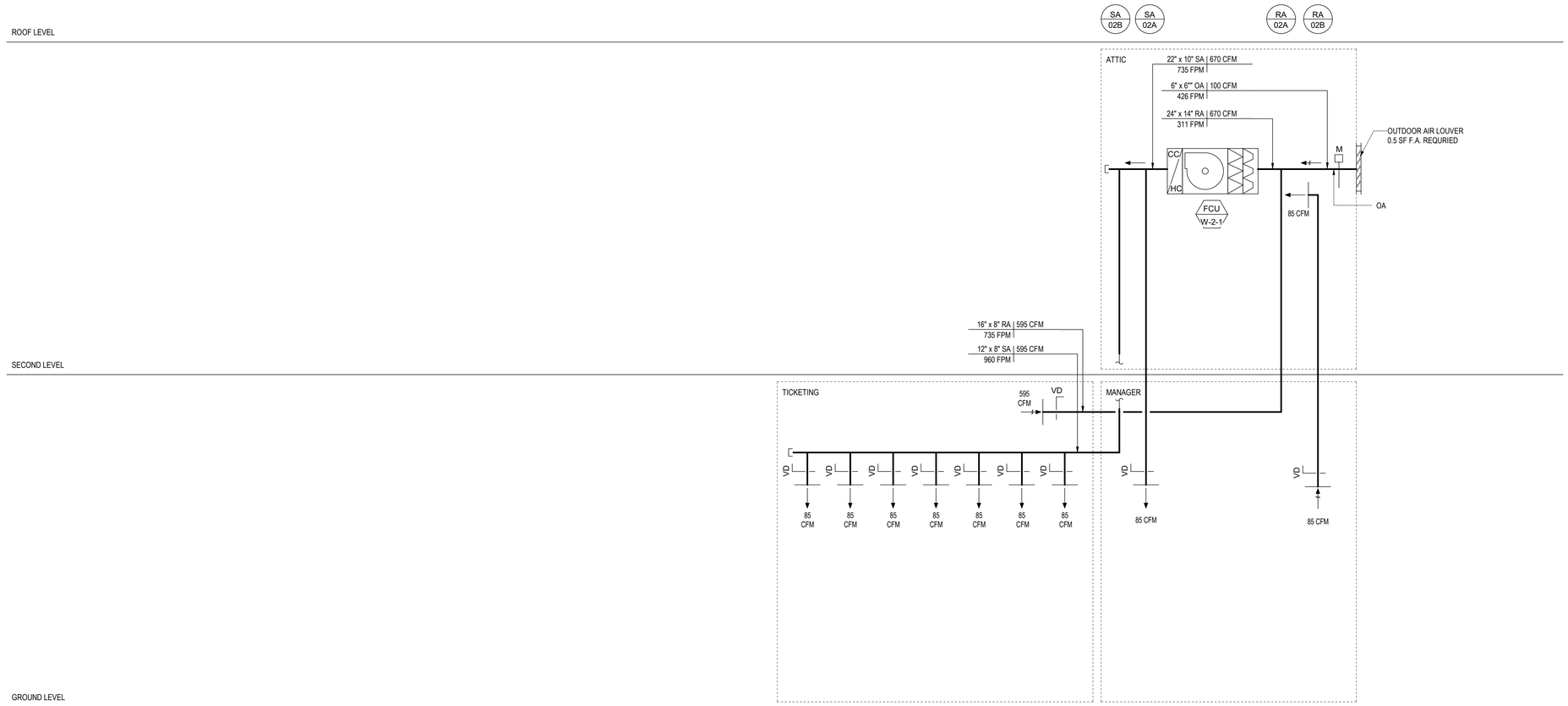

2 MECHANICAL DUCTWORK SCHEMATIC RISER DIAGRAM - TICKETING

NOT TO SCALE

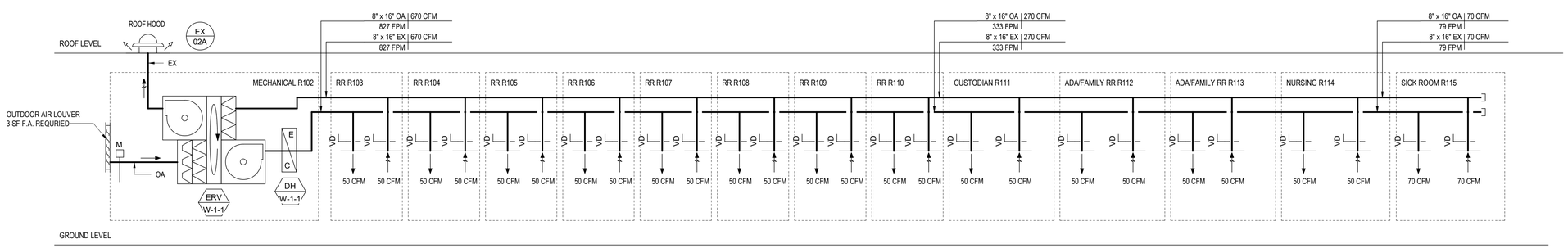

1 MECHANICAL DUCTWORK SCHEMATIC RISER DIAGRAM - RESTROOM

NOT TO SCALE

Owner
Storm King Art Center
1 Museum Road
New Windsor, NY 12553
+1 (845) 534-3115

Design Architect
heneghan peng architects
14-16 Lord Edward Street
Dublin, D02 YC63, IE
+353 1 633 9000

Executive Architect
WXY Architecture + Urban Design
224 Centre Street, 5th Floor
New York, NY 10013
+1 (212) 219-1953

Landscape Architect
Gustafson Porter + Bowman
1 Cobham Mews
London, MW1 9SB, UK
+44 020 7284 8950

Reed Hilderbrand LLC
33 Whitney Avenue, 3rd Floor
New Haven, CT, US 06510
+1 (617) 923-2422

Structural & Lighting
ARUP
77 Water Street
New York, NY, US 10005
+1 (212) 896-3000

MEPF & IT
BuroHappold
100 Broadway #23
New York, NY, US 10005
+1 (212) 616-0228

Civil
VHB
100 Great Oaks Blvd., Suite 118
Albany, NY, US 12203
+1 (518) 389-3606

AV & Acoustics
LSTN Consultants
76 Beaver Street, 2nd Floor
New York, NY, US 10005
+1 (347) 788-0810

Facade
Front Inc.
100 E. Broadway Street, #501
New York, NY, US 10002
+1 (212) 242-2220

Key Plan

Description	Date
Filing Set	06/17/22

Project

Storm King Art Center

Welcome Pavilions

Seal

NOT FOR CONSTRUCTION

Drawing Title

Welcome - Duct Riser

Date	06/17/22
Scale	Not to Scale
Drawing Number	M-W-701
Sheet Size	ARCH D

GENERAL NOTES

SINGLE LINES ARE INTENDED TO SHOW CONNECTIVITY OF REFRIGERANT SYSTEM. EACH LINE REPRESENTS 3X REFRIGERANT PIPES. MODE CONTROL UNIT (MCU) LAYOUT IS PRELIMINARY AND SUBJECT TO MANUFACTURER REQUIREMENTS.

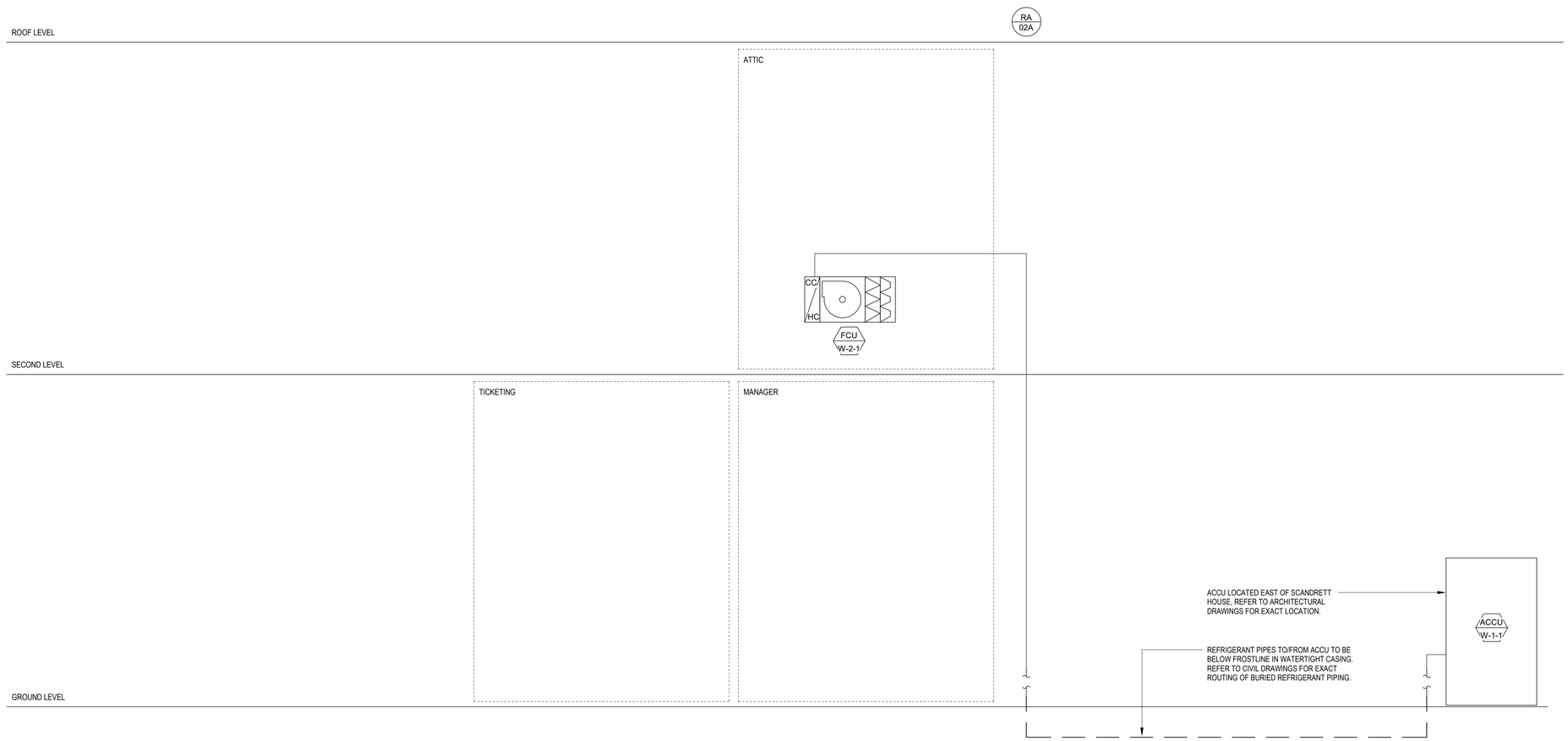

Owner
Storm King Art Center
1 Museum Road
New Windsor, NY 12553
+1 (845) 534-3115

Design Architect
heneghan peng architects
14-16 Lord Edward Street
Dublin, D02 YC63, IE
+353 1 633 9000

Executive Architect
WXY Architecture + Urban Design
224 Centre Street, 5th Floor
New York, NY 10013
+1 (212) 219-1953

Landscape Architect
Gustafson Porter + Bowman
1 Cobham Mews
London, MW1 9SB, UK
+44 020 7284 8950

Reed Hilderbrand LLC
33 Whitney Avenue, 3rd Floor
New Haven, CT, US 06510
+1 (617) 923-2422

Structural & Lighting
ARUP
77 Water Street
New York, NY, US 10005
+1 (212) 896-3000

MEPF & IT
BuroHappold
100 Broadway #23
New York, NY, US 10005
+1 (212) 616-0228

Civil
VHB
100 Great Oaks Blvd., Suite 118
Albany, NY, US 12203
+1 (518) 389-3606

AV & Acoustics
LSTN Consultants
76 Beaver Street, 2nd Floor
New York, NY, US 10005
+1 (347) 788-0810

Facade
Front Inc.
100 E. Broadway Street, #501
New York, NY, US 10002
+1 (212) 242-2220

Key Plan

Description	Date
Filing Set	06/17/22

Project

Storm King Art Center

Welcome Pavilions

Seal

NOT FOR CONSTRUCTION

Drawing Title

Refrigerant Riser

Date	06/17/22
Scale	Not to Scale
Drawing Number	M-W-702
Sheet Size	ARCH D

WELCOME PAVILIONS

- ERV-W-1-1
- DH-W-1-1
- VRF INTERFACE
- POWER METER MONITORING
- PLUMBING EQUIPMENT MONITORING
- WATER METER MONITORING
- RADIANT FLOOR MONITORING
- UNIT HEATERS

T

BUILDING IT

CONSERVATION, FABRICATION & MAINTENANCE BUILDING

- EXF-C-3-1 VFD INTEGRATION
- PAINT BOOTH CONTROL PANEL
- ERV-C-2-1
- ERV-C-2-2
- ERV-C-2-3
- DH-C-2-3
- EXF-C-1-1 VFD INTEGRATION
- MAF-C-1-1 VFD INTEGRATION
- VRF INTERFACE
- POWER METER MONITORING
- PLUMBING EQUIPMENT MONITORING

T

BUILDING IT

1 SITE PLAN

SCALE 1 : 6000

BMS ALARMS / MODES (ALL BLDGS/SYSTEMS)

- FREEZE PROTECTION
- HIGH/LOW SPACE TEMPERATURE
- HIGH/LOW SPACE HUMIDITY
- FILTER STATUS
- UNIT FAILURE
- ONLINE/OFFLINE
- OCCUPIED/UNOCCUPIED
- MORNING WARMUP/COOLDOWN
- HIGH/LOW DISCHARGE AIR TEMPERATURE
- VFD FAILURE
- HIGH/LOW CO2

Owner
Storm King Art Center
1 Museum Road
New Windsor, NY 12553
+1 (845) 534-3115

Design Architect
heneghan peng architects
14-16 Lord Edward Street
Dublin, D02 YC63, IE
+353 1 633 9000

Executive Architect
WXY Architecture + Urban Design
224 Centre Street, 5th Floor
New York, NY 10013
+1 (212) 219-1953

Landscape Architect
Gustafson Porter + Bowman
1 Cobham Mews
London, MW1 9SB, UK
+44 020 7284 8950

Reed Hilderbrand LLC
33 Whitney Avenue, 3rd Floor
New Haven, CT, US 06510
+1 (617) 923-2422

Structural & Lighting
ARUP
77 Water Street
New York, NY, US 10005
+1 (212) 896-3000

MEPF & IT
BuroHappold
100 Broadway #23
New York, NY, US 10005
+1 (212) 616-0228

Civil
VHB
100 Great Oaks Blvd., Suite 118
Albany, NY, US 12203
+1 (518) 389-3606

AV & Acoustics
LSTN Consultants
76 Beaver Street, 2nd Floor
New York, NY, US 10005
+1 (347) 788-0810

Facade
Front Inc.
100 E. Broadway Street, #501
New York, NY, US 10002
+1 (212) 242-2220

Key Plan

Description	Date
Filing Set	06/17/22

Project

Storm King Art Center

Welcome Pavilions

Seal

NOT FOR CONSTRUCTION

Drawing Title

Site Controls Plan

Date	06/17/22
Scale	As indicated
Drawing Number	M-W-900
Sheet Size	ARCH D

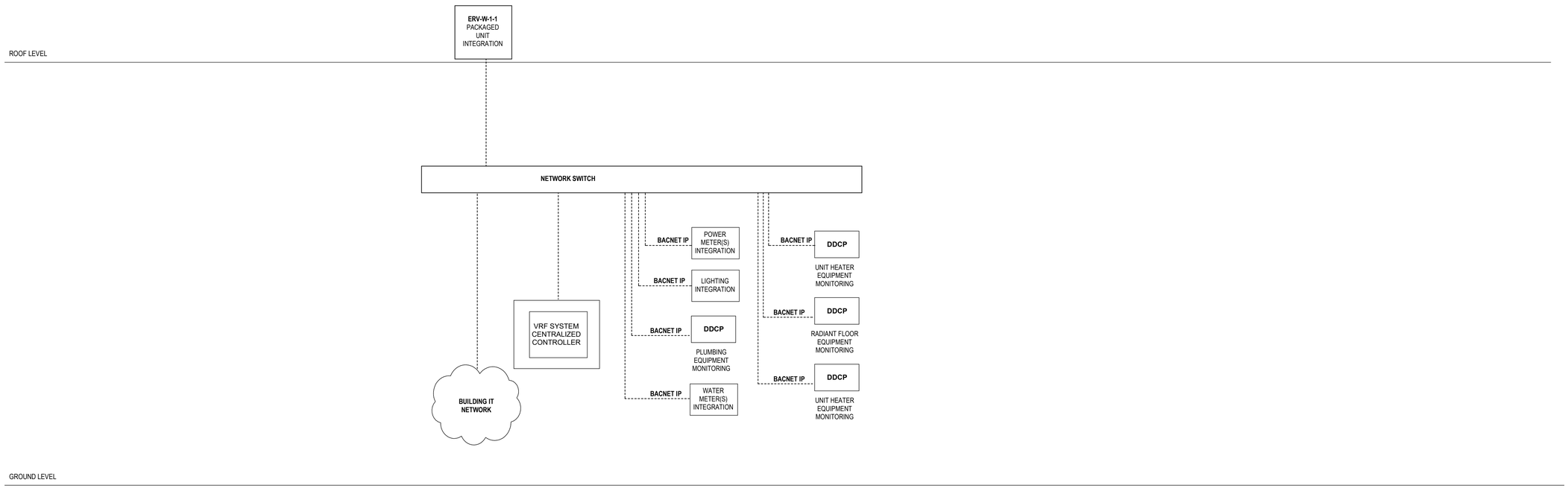

Owner
Storm King Art Center
1 Museum Road
New Windsor, NY 12553
+1 (845) 534-3115

Design Architect
heneghan peng architects
14-16 Lord Edward Street
Dublin, D02 YC63, IE
+353 1 633 9000

Executive Architect
WXY Architecture + Urban Design
224 Centre Street, 5th Floor
New York, NY 10013
+1 (212) 219-1953

Landscape Architect
Gustafson Porter + Bowman
1 Cobham Mews
London, MW1 9SB, UK
+44 020 7284 8950

Reed Hilderbrand LLC
33 Whitney Avenue, 3rd Floor
New Haven, CT, US 06510
+1 (617) 923-2422

Structural & Lighting
ARUP
77 Water Street
New York, NY, US 10005
+1 (212) 896-3000

MEPF & IT
BuroHappold
100 Broadway #23
New York, NY, US 10005
+1 (212) 616-0228

Civil
VHB
100 Great Oaks Blvd., Suite 118
Albany, NY, US 12203
+1 (518) 389-3606

AV & Acoustics
LSTN Consultants
76 Beaver Street, 2nd Floor
New York, NY, US 10005
+1 (347) 788-0810

Facade
Front Inc.
100 E. Broadway Street, #501
New York, NY, US 10002
+1 (212) 242-2220

Key Plan

Description	Date
Filing Set	06/17/22

Project

Storm King Art Center

Welcome Pavilions

Seal

NOT FOR CONSTRUCTION

Drawing Title

Control Details

Date	06/17/22
Scale	12" = 1'-0"
Drawing Number	M-W-901
Sheet Size	ARCH D

ERV-W-1-1 FLOW DIAGRAM

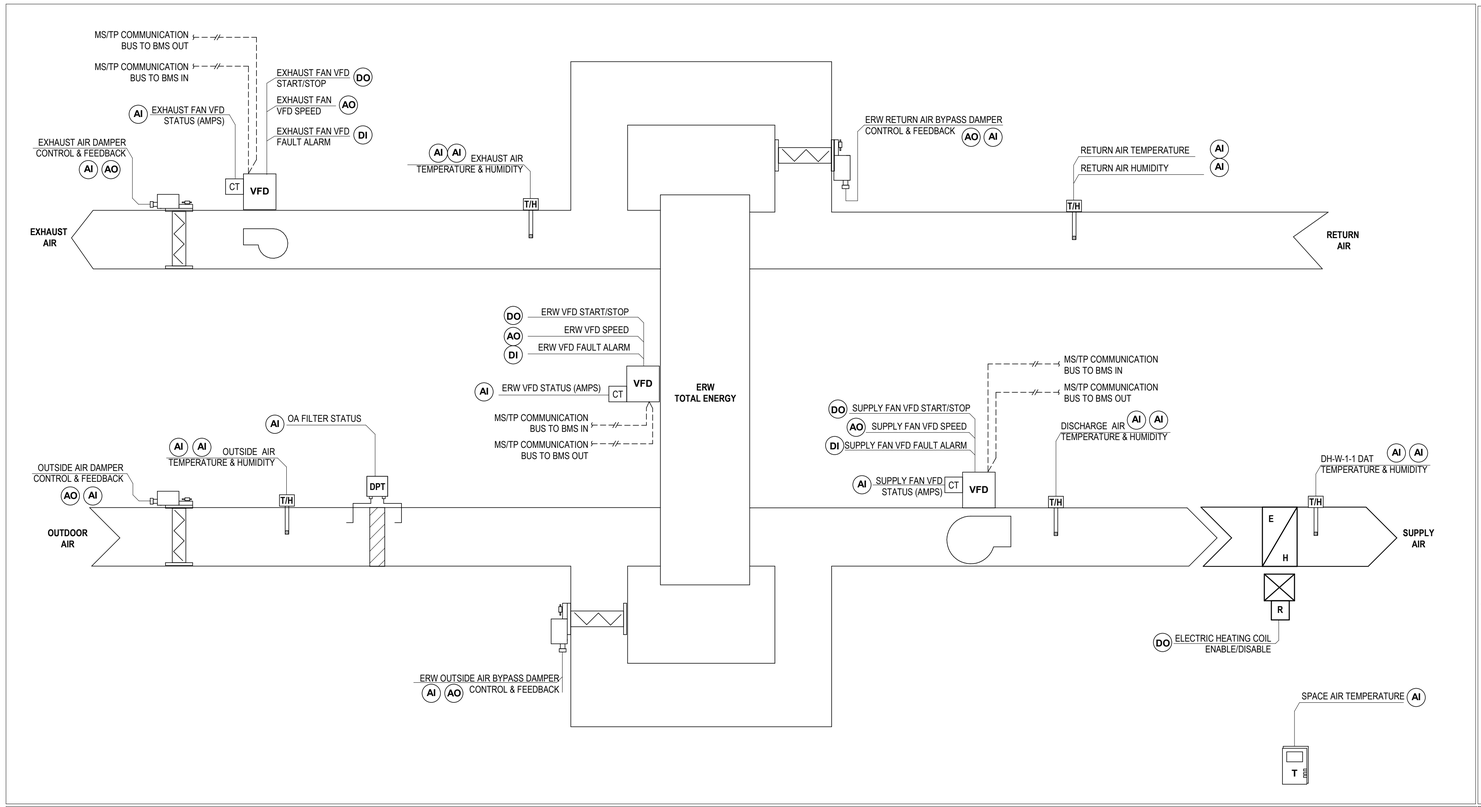

SEQUENCE OF OPERATIONS

ENERGY RECOVERY WHEEL CONTROL: ENERGY WHEEL IS EQUIPPED WITH BYPASS DAMPERS ON THE RETURN AND EXHAUST SIDE WITH END SWITCH TO INDICATE FULL OPEN, A VARIABLE FREQUENCY DRIVE TO CONTROLL ROTATION SPEED, AND A ROTATION DECTECTION MODULE. ALL VALUES SHALL BE DISPLAY AS 0% TO 100% WHERE 0% IS 0% OPEN MINIMUM, AND 100% IS FULL OPEN / MAXIMUM.

THE ENERGY WHEEL SHALL BE ENABLED/ DISABLED WITH THE AIR HANDLING UNIT SUPPLY FAN AND RETURN FAN.
WHEN THE AIR HANDLING UNIT SUPPLY AND RETURN FAN HAS PROVEN "ON" AND THE ENERGY WHEEL VARIABLE FREQUENCY DRIVE IS NOT IN FAULT THE DDC SYSTEM SHALL SEND A START COMMAND TO THE ENERGY WHEEL.

THE PROGRAM SHALL CALCULATE THE ENERGY WHEEL'S ENTHALPY, DEWPOINT, AND WETBULB TEMPERATURE FOR THE LEAVING SUPPLY SIDE AND THE ENTERING AND LEAVING EXHAUST SIDE. THESE VALUES SHALL BE BASED ON THE RESPECTIVE TEMPERATURE AND HUMIDITY INPUT VALUES.

THERE SHALL BE FOUR OPERATIONAL MODES FOR THE ENERGY WHEEL
1. FROST/CONDENSATE PREVENTION MODE
2. HEAT RECOVERY MODE
3. COOLING RECOVERY MODE

FROST/CONDENSATE PREVENTION MODE… SHALL BE CONTROLED WITH A DIRECT ACTING PROPOTIONAL AND INTEGRAL LOOP WITH THE LOOP OUT PUT REPRESENTED IN 0% TO 100% UNITS CALCULATED WITH THE DEVIATION BETWEEN THE PROCESS SET POINT AND THE PROCESS VARIABLE. THE PROCESS SET POINT SHALL BE THE VALUE OF THE ENERGY WHEEL'S CALCULATED FROST DEWPOINT PLUS FIVE DEGREES F. THE PROCESS VARIABLE SHALL BE REPRESENTED BY THE VALUE OF THE ENERGY WHEEL'S LEAVING EXHAUST TEMP.

HEAT RECOVERY MODE… SHALL BE ENABLED BY A DEAD BAND SWITCH BASED ON OUTDOOR AIR TEMPERATURE, "ON" AT 48 DEGREES F. AND "OFF" AT 52 DEGREES F. AND SHALL BE CONTROLED WITH A REVERSE ACTING PROPOTIONAL AND INTEGRAL LOOP WITH THE LOOP OUT PUT REPRESENTED IN 0% TO 100% UNITS CALCULATED WITH THE DEVIATION BETWEEN THE PROCESS SET POINT AND THE PROCESS VARIABLE. THE PROCESS SET POINT IS THE VALUE OF THE AIR HANDLING UNIT'S DISCHARGE AIR TEMPERATURE SET POINT. THE PROCESS VARIABLE SHALL BE REPRESENT BY THE VALUE OF THE ENERGY WHEEL LEAVING SUPPLY TEMPERATURE. THE COMMAND FOR THE ENERGY WHEEL'S VARIABLE FREQUENCY DRIVE SHALL BE THE MINIMUM VALUE OF THE ENERGY WHEEL ACCELL RAMP, FROST/CONDENSATE PREVENTION LOOP OUTPUT, AND THE HEAT RECOVERY LOOP OUTPUT, AND SHALL MODULATE TO MAINTAIN SETPOINT.

COOLING RECOVERY MODE… DURING THIS MODE A DEAD BAND SWITCH BASED ON OUTDOOR AIR TEMPERATURE MINUS THE AIR HANDLING UNIT'S RETURN AIR TEMPERATURE WILL BE ENABLED "ON" AT 5 DEGREES F. DEVIATION AND "OFF" AT 2 DEGREES F. DEVIATION. ADDITIONALLY IT SHALL BE CONTROLED WITH A DIRECT ACTING PROPOTIONAL AND INTEGRAL LOOP WITH THE LOOP OUT PUT REPRESENTED IN 0% TO 100% UNITS CALCULATED WITH THE DEVIATION BETWEEN THE PROCESS SET POINT AND THE PROCESS VARIABLE. THE PROCESS SET POINT IS THE VALUE OF THE AIR HANDLING UNIT'S DISCHARGE AIR TEMPERATURE SET POINT. THE PROCESS VARIABLE SHALL BE REPRESENT BY THE VALUE OF THE ENERGY WHEEL LEAVING SUPPLY TEMPERATURE. THE COMMAND FOR THE ENERGY WHEEL'S VARIABLE FREQUENCY DRIVE SHALL BE THE MINIMUM VALUE OF THE ENERGY WHEEL ACCELL RAMP, FROST/CONDENSATE PREVENTION LOOP OUTPUT, AND THE COOLING RECOVERY LOOP OUTPUT, AND SHALL MODULATE TO MAINTAIN SETPOINT.

SYSTEM SHUT DOWN…THE DDC SYSTEM SHALL STOP THE ENERGY WHEEL AND OPEN THE BYPASS DAMPERS TO FULL BYPASS, SET ZERO IN ALL RAMPS AND CONTROLL OUTPUTS, AND DISABLE THE RATATION DETECTION CONTROL MODULE.

SUPPLY, RETURN AND ERW VFD COMMUNICATIONS BAS INTERFACE:
THE VFD INTERFACE SHALL BE CONNECT DIRECTLY TO THE MAIN DDC SYSTEM MS/TP NETWORK TRUNK TO MONITOR, DISPLAY, TREND AND REPORT THE FOLLOWING MINIMUM POINTS:

1. SPEED OUTPUT
2. HAND/AUTO SELECTION INDICATION
3. DRIVE AMPS
4. KW (COMPARE INSTANTANEOUS VALUE, THE CONNECTED MOTOR NAMPEPLATE HP/KW (CONSTANT) AND THE RATIO)
5. KWHRS (INCLUDE CALCULATED ENERGY SAVINGS FROM BASELINE IF MOTOR KW AT FULL SPEED KW RAN CONTINUOUSLY AT FULL SPEED)
6. OPERATING HOURS
7. WARNINGS
8. FAULTS

FILTER: THERE SHALL BE A DIFFERENTIAL PRESSURE TRANSMITTER MEASURING THE PRESSURE DIFFERENTIAL ACROSS THE FILTER BANKS. IF THE PRESSURE DIFFERENTIAL PRESSURE ACROSS THE FILTER BANKS IS ABOVE THE FILTER DP SETPOINT (ADJUSTABLE) THEN AN ALARM SHALL BE SEND TO THE DDC SYSTEM.

VRF SYSTEM DETAILS

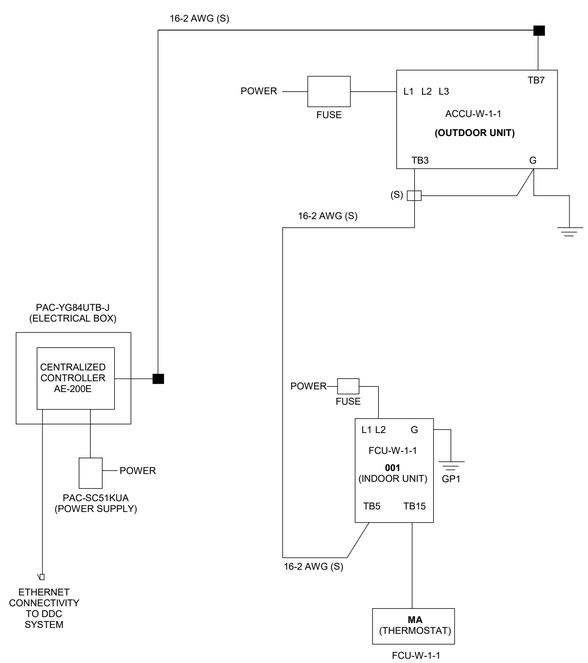

PLEASE NOTE:
THE INTENT OF THIS DIAGRAM IS TO ILLUSTRATE THE SCOPE INVOLVED FOR INTERLOCK LOW VOLTAGE WIRING BETWEEN INDOOR AND OUTDOOR UNIT AS WELL AS REMOTE CONTROLLER IT IS THE INSTALLER RESPONSABILITY TO CONFIRM WIRING TYPE AND DISTANCE WITH MANUFACTURER REPRESENTATIVE OR DOCUMENTATION.

INDOOR UNIT SEQUENCE OF OPERATIONS:

A. **ON/OFF CONTROL:** THE INDOOR UNITS CAN BE COMMANDED ON/OFF EITHER BY A SCHEDULE IN THE CENTRAL CONTROLLER, AT THE REMOTE CONTROLLER, OR BY THE BMS. IF ALL INDOOR UNITS ARE OFF, THE OUTDOOR UNIT SHALL TURN OFF. WITH THE NIGHT SETBACK FUNCTION/MODE, THE SYSTEM SHALL CYCLE ON DURING UNOCCUPIED PERIODS AS NEEDED TO MAINTAIN UNOCCUPIED TEMPERATURE SET POINT.

B. **SPACE TEMPERATURE CONTROL:** THE INDOOR UNIT SHALL MODULATE ITS INTERNAL LINEAR EXPANSION VALVE (LEV) TO MAINTAIN THE TEMPERATURE SET POINT VIA THE INDOOR UNIT'S INTERNAL CONTROLS.
   1. THE SET POINT IS ADJUSTABLE AT THE REMOTE CONTROLLER, CENTRAL CONTROLLER, OR THROUGH A BMS INTERFACE. THE TEMPERATURE SET POINT CAN ALSO BE SCHEDULED AT THE REMOTE CONTROLLER OR THE CENTRAL CONTROLLER.

C. **MODE CONTROL:**
   1. **AUTO MODE:**
   2. THE INDOOR UNIT SHALL DETERMINE WHETHER IT SHOULD BE IN AUTO-HEAT MODE OR AUTO-COOL MODE BASED ON SPACE TEMPERATURE RELATIVE TO TEMPERATURE SET POINT. IF THE INDOOR UNIT IS IN AUTO HEAT MODE, THE INDOOR UNIT CONTROL BOARD SHALL FOLLOW THE HEAT MODE SEQUENCE. IF THE INDOOR UNIT IS IN AUTO COOL MODE, THE INDOOR UNIT CONTROL BOARD SHALL FOLLOW THE COOL MODE SEQUENCE.
   3. THE INDOOR UNIT SHALL SWITCH FROM AUTOHEAT TO AUTOCOOL WHEN THE SPACE TEMPERATURE RISES ABOVE AND REMAINS ABOVE THE TEMPERATURE SET POINT PLUS THE DEAD BAND FOR 3 MINUTES.
   4. THE INDOOR UNIT WILL SWITCH FROM AUTOCOOL TO AUTOHEAT WHEN THE SPACE TEMPERATURE DROPS BELOW AND REMAINS BELOW THE TEMPERATURE SET POINT MINUS THE DEAD BAND FOR 3 MINUTES.
   2. HEATING MODE: THE INDOOR UNIT SHALL MODULATE ITS LINEAR EXPANSION VALVE (LEV) TO MAINTAIN TEMPERATURE SET POINT.
   3. COOLING MODE: THE INDOOR UNIT SHALL MODULATE ITS LINEAR EXPANSION VALVE (LEV) TO MAINTAIN TEMPERATURE SET POINT.

D. **FAN/VANE CONTROL:** FAN SPEED AND VANE DIRECTION (IF APPLICABLE) SHALL BE ADJUSTABLE BY THE USER AT THE REMOTE CONTROLLER AND/OR THE CENTRAL CONTROLLER.

E. **SUPPLEMENTAL HEAT DURING DEFROST/ERROR:**
   1. **DUCTED INDOOR UNITS:** WHEN THE INDOOR UNIT IS OPERATING IN DEFROST OR ERROR CONDITIONS, A SERIES OF DIP SWITCH SETTINGS AND FAN SPEED JUMPER REMOVAL, THE FAN CAN EITHER BE DISABLED OR ENABLED, AND THE SUPPLEMENTAL HEATING CONTACT CAN EITHER BE ENERGIZED OR DE-ENERGIZED. IF THE FAN IS PERMITTED TO RUN, THE FAN SPEED SETTING DURING DEFROST AND ERROR CONDITIONS IS ADJUSTABLE VIA DIP SWITCHES.
   2. **NON-DUCTED INDOOR UNITS:** WHEN INDOOR UNIT IS OPERATING IN DEFROST OR ERROR CONDITIONS, THE FAN SHALL BE DISABLED AND THE SUPPLEMENTAL HEATING CONTACT SHALL BE ENERGIZED.

TYPICAL DOMESTIC WATER CONTROL STRATEGY

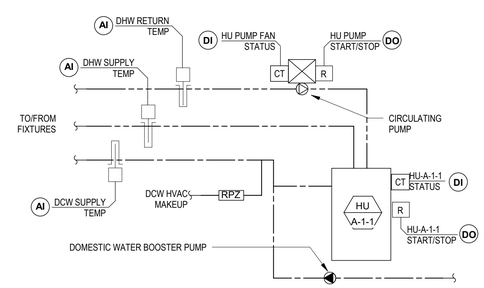

Owner
Storm King Art Center
1 Museum Road
New Windsor, NY 12553
+1 (845) 534-3115

Design Architect
heneghan peng architects
14-16 Lord Edward Street
Dublin, D02 YC63, IE
+353 1 633 9000

Executive Architect
WXY Architecture + Urban Design
224 Centre Street, 5th Floor
New York, NY 10013
+1 (212) 219-1953

Landscape Architect
Gustafson Porter + Bowman
1 Cobham Mews
London, MW1 9SB, UK
+44 020 7284 8950

Reed Hilderbrand LLC
33 Whitney Avenue, 3rd Floor
New Haven, CT, US 06510
+1 (617) 923-2422

Structural & Lighting
ARUP
77 Water Street
New York, NY, US 10005
+1 (212) 896-3000

MEPF & IT
BuroHappold
100 Broadway #23
New York, NY, US 10005
+1 (212) 616-0228

Civil
VHB
100 Great Oaks Blvd., Suite 118
Albany, NY, US 12203
+1 (518) 389-3606

AV & Acoustics
LSTN Consultants
76 Beaver Street, 2nd Floor
New York, NY, US 10005
+1 (347) 788-0810

Facade
Front Inc.
100 E. Broadway Street, #501
New York, NY, US 10002
+1 (212) 242-2220

Key Plan

Description	Date
Filing Set	06/17/22

Project
Storm King Art Center
Welcome Pavilions

Seal

NOT FOR CONSTRUCTION

Drawing Title
Control Details

Date	06/17/22
Scale	12" = 1'-0"
Drawing Number	M-W-902
Sheet Size	ARCH D

ABBREVIATIONS

AD	AREA DRAIN
BFP	BACKFLOW PREVENTOR
CI	CAST IRON
CL	CENTER LINE
CLG	CEILING
CO	CLEANOUT
CODP	CLEANOUT DECK PLATE
COWP	CLEAN OUT WALL PLATE
COL	COLUMN
CP	CONTROL PANEL
CW	COLD WATER
DCV	DOUBLE CHECK VALVE
DCDA	DOUBLE CHECK DETECTOR ASSEMBLY
DFU	DRAINAGE FIXTURE UNIT
DIA	DIAMETER
DN	PIPE DOWN THRU FLOOR
DR	DRAIN
DWG	DRAWING
EL	ELEVATION
ELEC	ELECTRIC
EWH	ELECTRIC WATER HEATER
F	FIRE SERVICE
FAI	FRESH AIR INTAKE
FD	FLOOR DRAIN
FFD	FUNNEL FLOOR DRAIN
FL	FLOOR
FU	FIXTURE UNIT
FS	FLOOR SINK
GAL	GALLON
GC	GENERAL CONTRACTOR
GI	GREASE INTERCEPTOR
GM	GAS METER
GV	GATE VALVE
GW	GRAY WASTE
HB	HOSE BIB
HC	HANDICAPPED
HVAC	HEATING, VENTILATION & AIR CONDITIONING
HW	HOT WATER
HWH	HOT WATER HEATER
HWR	HOT WATER RETURN
IE	INVERT ELEVATION

IW	INDIRECT WASTE
JS	JANITOR SINK
L	LEADER
LAV	LAVATORY
MAX	MAXIMUM
MIN	MINIMUM
MS	MOP SINK
NFWH	NON-FREEZE WALL HYDRANT
NIC	NOT IN CONTRACT
NTS	NOT TO SCALE
OD	OVERFLOW DRAIN
OS&Y	OUTSIDE SCREW & YOKE
PG	PRESSURE GAUGE
PLMB	PLUMBING
PO	PLUGGED OUTLET
POE	POINT OF ENTRY
PS	PANTRY SINK
RD	ROOF DRAIN
RPZ	REDUCED PRESSURE ZONE
RM	ROOM
S	SOIL
SA	SHOCK OBSORBER
SS, SAN	SANITARY
ST	STORM DRAIN
SE	SEWAGE EJECTOR
SP	SUMP PUMP
SPEC	SPECIFICATIONS
SQ. FT.	SQUARE FEET
TD	TRENCH DRAIN
TMV	THERMOSTATIC MIXING VALVE
TR	TRAP
TYP	TYPICAL
V	VENT
VTR	VENT THROUGH ROOF
VB	VACUUM BREAKER
W	WASTE
WC	WATER CLOSET
WH	WALL HUNG
WHA	WATER HAMMER ARRESTER
WSFU	WATER SUPPLY FIXTURE UNIT

PLUMBING SYMBOLS

SYMBOL	DESCRIPTION	
SAN	SANITARY PIPING BELOW GRADE	
SAN	SANITARY WASTE (S OR W)	
ST	STORM DRAINAGE (ST)	
OD	OVERFLOW STORM DRAINAGE	
V	VENT	
CW	DOMESTIC COLD WATER	
HW	DOMESTIC HOT WATER	
HWR	DOMESTIC HOT WATER RETURN	
G	NATURAL GAS	
GW	RAINWATER REUSE	
SED	SEWAGE EJECTOR DISCHARGE	
PD	PUMP DISCHARGE PIPING	
GRW	GRAY WATER (LA ONLY)	
P400 XXX	SECTION SHEET No. SECTION NUMBER	
P #	SYSTEM DESCRIPTION RISER NUMBER	PLUMBING RISER
ST #	SYSTEM DESCRIPTION RISER NUMBER	STORM RISER
G #	SYSTEM DESCRIPTION RISER NUMBER	GAS RISER
P #	EQUIPMENT DESCRIPTION EQUIPMENT NUMBER	EQUIPMENT REFERENCE
	CONNECT NEW TO EXISTING	
	HOT WATER BALANCING ASSEMBLY	
	CLEANOUT	
	CLEANOUT DECK PLATE	
	DRAIN	
	P-TRAP	
	SHOCK ABSORBER	
TP	TRAP PRIMER	
	ARROW INDICATES DIRECTION OF FLOW	
	ELBOW UP OR RISE	
	ELBOW DN OR DROP	
	PIPING WITH ELECTRIC TRACE HEATING	
	PIPING INTERRUPTED OR TO BE CONTINUED	
	CAP OR END OF PIPE	
	BOTTOM CONNECTION	
	TOP CONNECTION	
	VALVE ON PIPE RISE	

PLUMBING SYMBOLS

SYMBOL	DESCRIPTION
	BACK FLOW PREVENTER
	CHECK VALVE
	GATE VALVE
	BALL VALVE
	GAS VALVE
	GLOBE VALVE
	PRESSURE REDUCING VALVE
	TEMPERATURE & PRESSURE RELIEF VALVE
	PRESSURE REGULATING VALVE
	THERMOSTATIC MIXING VALVE
	VALVED CAPPED OUTET
	CURB VALVE
S	SOLENOID VALVE
	OUTSIDE STEM AND YOKE VALVE W/ TAMPER SWITCH
	STRAINER
P	PRESSURE GAUGE
	HOSE BIB
	VACUUM BREAKER
	THERMOMETER
	PUMP
	CIRCULATOR PUMP
	SCHEMATIC PUMP
	FLOOR SINK
	VENT THRU ROOF
M	METER
F	FILTER
	FAI
	VENT INCREASER
	PIPE SLEEVE
	WATERPROOF PIPE SLEEVE
	NON FREEZE WALL HYDRANT

Owner
Storm King Art Center
1 Museum Road
New Windsor, NY 12553
+1 (845) 534-3115

Design Architect
heneghan peng architects
14-16 Lord Edward Street
Dublin, D02 YC63, IE
+353 1 633 9000

Executive Architect
WXY Architecture + Urban Design
224 Centre Street, 5th Floor
New York, NY 10013
+1 (212) 219-1953

Landscape Architect
Gustafson Porter + Bowman
1 Cobham Mews
London, MW1 9SB, UK
+44 020 7284 8950

Reed Hilderbrand LLC
33 Whitney Avenue, 3rd Floor
New Haven, CT, US 06510
+1 (617) 923-2422

Structural & Lighting
ARUP
77 Water Street
New York, NY, US 10005
+1 (212) 896-3000

MEPF & IT
BuroHappold
100 Broadway #23
New York, NY, US 10005
+1 (212) 616-0228

Civil
VHB
100 Great Oaks Blvd., Suite 118
Albany, NY, US 12203
+1 (518) 389-3606

AV & Acoustics
LSTN Consultants
76 Beaver Street, 2nd Floor
New York, NY, US 10005
+1 (347) 788-0810

Facade
Front Inc.
100 E. Broadway Street, #501
New York, NY, US 10002
+1 (212) 242-2220

Key Plan

Description	Date
Filing Set	06/17/22

Project

Storm King Art Center

Welcome Pavilions

Seal

NOT FOR CONSTRUCTION

Drawing Title

Abbreviations, Symbols, and Legends

Date	06/17/22
Scale	Not to Scale
Drawing Number	P-W-001
Sheet Size	ARCH D

PLUMBING NOTES:

1. CONTRACTOR SHALL VERIFY ALL DIMENSIONS AND JOB CONDITIONS AND SHALL REPORT TO ENGINEER ANY DISCREPANCIES OR OMISSIONS THAT WOULD INTERFERE WITH SATISFACTORY COMPLETION OF THE WORK.

2. CONTRACTOR SHALL VISIT THE JOB SITE AND THOROUGHLY FAMILIARIZE THEMSELVES WITH ALL EXISTING CONDITIONS PRIOR TO THE BEGINNING OF CONSTRUCTION.

3. ALL WORK SHALL BE PERFORMED BY A LICENSED PLUMBING CONTRACTOR IN A FIRST CLASS WORKPERSON LIKE MANNER. THE COMPLETED SYSTEM SHALL BE FULLY OPERATIVE AND FUNCTIONAL.

4. NOTIFY BUILDING MANAGER AT LEAST 48 HOURS BEFORE NEW WORK OR BEFORE SHUT DOWN OF EXISTING SERVICES. RISER SHUT DOWNS SHALL BE PERFORMED AT TENANT'S COST, AT DESIGNATED TIMES UNDER BUILDING MANAGER'S SUPERVISION AND ONLY WITH THEIR APPROVAL.

5. CONTRACTOR SHALL BE RESPONSIBLE FOR ARRANGING WITH BUILDING MANAGEMENT FOR HANDLING MATERIALS, AS WELL AS FOR ALLOWABLE WORKING HOURS AND DELIVERIES.

6. PLUMBING CONTRACTOR SHALL COORDINATE ALL WORK WITH RESPECT TO ALL OTHER TRADES, INCLUDING STRUCTURE AND CEILING HEIGHTS. CONTRACTOR SHALL COORDINATE ALL WORK WITH ARCHITECTURAL LAYOUTS, INCLUDING CEILING HEIGHTS.

7. CONTRACTOR SHALL SUBMIT ALL SHOP DRAWINGS AND MANUFACTURERS' CUTS AND SAMPLES TO ARCHITECT PRIOR TO COMMENCEMENT OF SUCH WORK.

8. CONTRACT DRAWINGS ARE NOT TO BE SCALED.

9. CONTRACTOR SHALL COMPLY WITH ALL NEW YORK STATE AND LOCAL BUILDING DEPARTMENT AND REGULATORY AGENCIES AND CODE REQUIREMENTS. BE RESPONSIBLE FOR SECURING ALL NECESSARY PERMITS AND APPROVALS OF ALL TRADES.

10. CONTRACTOR SHALL CARRY AND DOCUMENT LIABILITY, ACCIDENT AND PROPERTY DAMAGE INSURANCE AS REQUIRED BY COOPERATIVE CORPORATION AND OBSERVE THEIR PERMITTED HOURS FOR WORK.

11. CONTRACTOR SHALL EXERCISE EXTREME CARE IN PROTECTING AREAS ADJACENT TO CONSTRUCTION AREAS, SHALL FULLY PROTECT THEM FROM ANY DAMAGE RESULTING FROM CONTRACTOR'S WORKPERSONS, SUBCONTRACTORS OR AGENTS, AND SHALL BE RESPONSIBLE FOR REPAIRING, CLEANING OR REPLACING ANY SUCH DAMAGE.

12. ALL DIMENSIONS GIVEN ARE FINISH DIMENSIONS UNLESS OTHERWISE STATED.

13. REFER TO ARCHITECTURAL DRAWINGS FOR DIMENSIONS.UNLESS SPECIFICALLY STATED OTHERWISE, CONTRACTOR SHALL FURNISH ALL LABOR, MATERIALS, APPURTENANCES, EQUIPMENT AND SERVICES TO COMPLETE ALL WORK AS INDICATED ON DRAWINGS AND/OR SPECIFIED ON NOTES.

14. UNLESS SPECIFICALLY STATED OTHERWISE, CONTRACTOR SHALL FOLLOW MANUFACTURERS' DIRECTIONS WITH APPLICABLE CODES, INSTRUCTIONS AND RECOMMENDATIONS FOR ALL MATERIALS AND PROCESSES USED IN THIS CONTRACT.PROVIDE ALL FITTINGS, TRANSITIONS, VALVES, AND OTHER DEVICES REQUIRED FOR A COMPLETE WORKABLE INSTALLATION.

15. UPON COMPLETION OF THE WORK, COMPLETELY CLEAN THE CONSTRUCTION AREA SUITABLE FOR THE OWNER'S USE, INCLUDING REMOVAL OF ALL LABELS (AFTER ARCHITECT'S INSPECTION), CLEANING OF ALL THE EQUIPMENT, CONSTRUCTION WORK, WINDOWS AND OTHER WORK, NEW AND OLD, IN THAT CONSTRUCTION AREA. MAINTENANCE MANUAL SHALL BE PROVIDED TO THE OWNER.

16. BUILDING DEPARTMENT APPROVED PLANS SHALL BE TURNED OVER TO OWNER AT THE COMPLETION OF THE JOB.

17. AT THE FINAL COMPLETION OF THE JOB, CONTRACTOR SHALL SUBMIT TO THE OWNER AND TO ENGINEER A NOTARIZED AFFIDAVIT STATING COMPLIANCE WITH ALL PROVISIONS OF THIS CONTRACT, INCLUDING ALL NOTES, EXCEPT FOR THOSE CHANGES SPECIFICALLY APPROVED IN WRITING BY THE ARCHITECT.

18. VACUUM BREAKER AND RELATED PIPING SHALL BE INSTALLED BEHIND WALL; PROVIDE AN ACCESS PANEL TO THE VACUUM BREAKER. ALL EXPOSED PIPING AT THE PANTRY SHALL BE STEEL WITH CHROME PLATED FINISH.

19. CONTRACTOR SHALL GUARANTEE ALL WORK PERFORMED UNDER THIS CONTRACT FOR ONE YEAR, STARTING FROM DATE OF FINAL COMPLETION OF ALL WORK.

20. PROVIDE CLEANOUTS FOR CHANGES IN DIRECTION FOR ALL SANITARY PIPING.

21. CONTRACTOR SHALL COORDINATE ALL FLOOR CORING SLEEVES AND FLOOR OPENINGS WITH STRUCTURAL DRAWINGS.

22. ALL PIPING PENETRATIONS THROUGH WALLS OR CEILINGS SHALL BE PROVIDED WITH APPROPRIATE FIRE RETARDANT SEALANT AND ESCUTCHEONS.

23. PLUMBING CONTRACTOR SHALL OBTAIN THE BUILDINGS RULES AND REGULATIONS PRIOR TO BID AND SHALL MEET ALL REQUIREMENTS. NO EXTRA MONEY WILL BE BE AWARDED FOR ANY WORK PERFORMED AND MATERIAL PURCHASED THAT DOES NOT MEET THE REQUIREMENTS.

24. ALL FIXTURES MUST BE PROVIDED WITH READILY ACCESSIBLE STOPS AND APPROPRIATELY MARKED ACCESS PANELS. COORDINATE LOCATIONS WITH GENERAL CONTRACTOR PRIOR TO INSTALLATION.

25. PLATFORMS, CURBS, AND FLASHINGS FOR PLUMBING EQUIPMENT SHALL BE AS INDICATED ON THE STRUCTURAL AND ARCHITECTURAL PLANS, UNLESS NOTED OTHERWISE. COORDINATE EXACT SIZES OF REQUIRED OPENINGS AND SUPPORTS FOR FURNISHED EQUIPMENT.

26. PROVIDE DRAIN DRIP PANS UNDER ALL PLUMBING DRAINAGE PIPING TO BE INSTALLED WITHIN THE ELECTRICAL AND TELEPHONE EQUIPMENT, KITCHEN, PANTRY OR FOOD PREPARATION AND DINING ROOM CEILINGS. PROVIDE TELLTALE DRAINAGE PIPE AND SPILL OVER CLOSET FLOOR DRAIN OR SERVICE SINK.

27. PROVIDE ACCESS DOORS FOR SHUTOFF VALVES, SHOCK ABSORBERS, HOT WATER RETURN BALANCING RIGS, TRAP PRIMERS AND CLEANOUTS.

28. CONTRACTOR TO VERIFY SYSTEM WORKING PRESSURE AND PROVIDE PRESSURE REDUCING VALVES WHERE APPLICABLE.

29. CONTRACTOR TO PROVIDE SHOCK ABSORBERS PRIOR TO ALL QUICK CLOSING VALVES.

Owner
Storm King Art Center
1 Museum Road
New Windsor, NY 12553
+1 (845) 534-3115

Design Architect
heneghan peng architects
14-16 Lord Edward Street
Dublin, D02 YC63, IE
+353 1 633 9000

Executive Architect
WXY Architecture + Urban Design
224 Centre Street, 5th Floor
New York, NY 10013
+1 (212) 219-1953

Landscape Architect
Gustafson Porter + Bowman
1 Cobham Mews
London, MW1 9SB, UK
+44 020 7284 8950

Reed Hilderbrand LLC
33 Whitney Avenue, 3rd Floor
New Haven, CT, US 06510
+1 (617) 923-2422

Structural & Lighting
ARUP
77 Water Street
New York, NY, US 10005
+1 (212) 896-3000

MEPF & IT
BuroHappold
100 Broadway #23
New York, NY, US 10005
+1 (212) 616-0228

Civil
VHB
100 Great Oaks Blvd., Suite 118
Albany, NY, US 12203
+1 (518) 389-3606

AV & Acoustics
LSTN Consultants
76 Beaver Street, 2nd Floor
New York, NY, US 10005
+1 (347) 788-0810

Facade
Front Inc.
100 E. Broadway Street, #501
New York, NY, US 10002
+1 (212) 242-2220

Key Plan

Description	Date
Filing Set	06/17/22

Project

Storm King Art Center

Welcome Pavilions

Seal

NOT FOR CONSTRUCTION

Drawing Title

General Notes

Date	06/17/22
Scale	Not to Scale
Drawing Number	P-W-002
Sheet Size	ARCH D

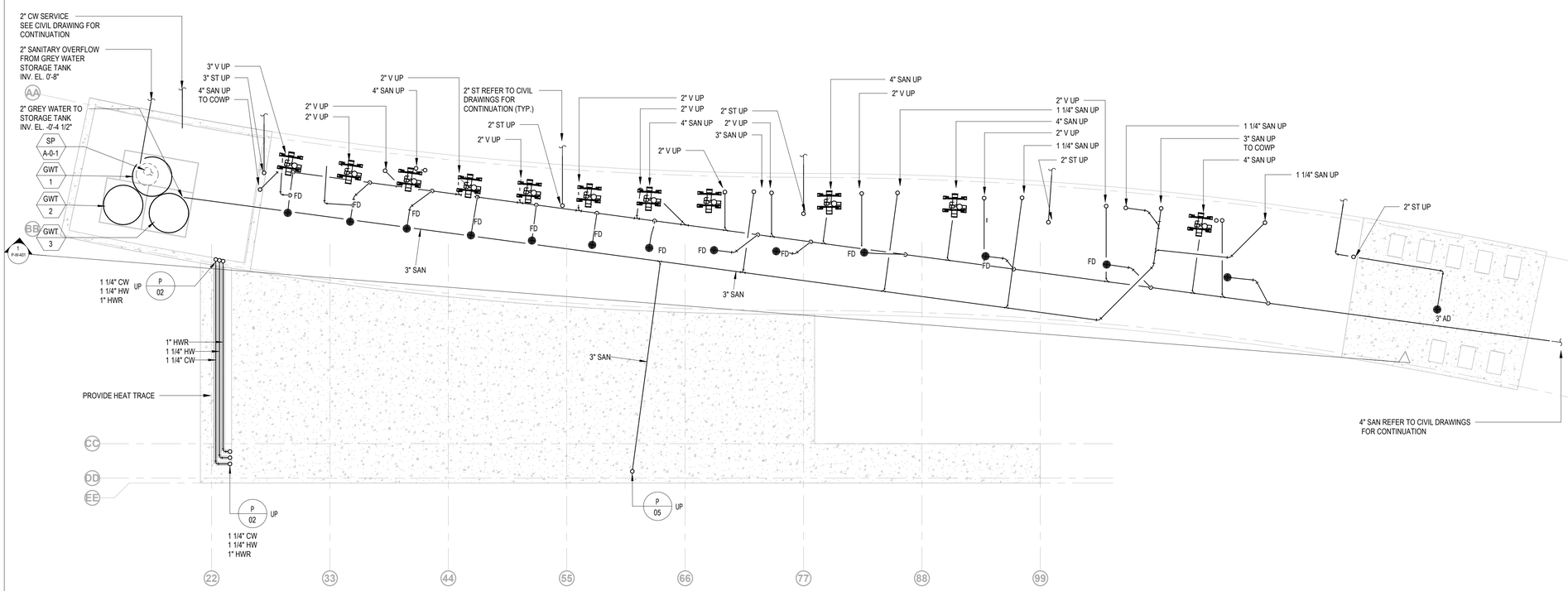

Owner
Storm King Art Center
1 Museum Road
New Windsor, NY 12553
+1 (845) 534-3115

Design Architect
heneghan peng architects
14-16 Lord Edward Street
Dublin, D02 YC63, IE
+353 1 633 9000

Executive Architect
WXY Architecture + Urban Design
224 Centre Street, 5th Floor
New York, NY 10013
+1 (212) 219-1953

Landscape Architect
Gustafson Porter + Bowman
1 Cobham Mews
London, MW1 9SB, UK
+44 020 7284 8950

Reed Hilderbrand LLC
33 Whitney Avenue, 3rd Floor
New Haven, CT, US 06510
+1 (617) 923-2422

Structural & Lighting
ARUP
77 Water Street
New York, NY, US 10005
+1 (212) 896-3000

MEPF & IT
BuroHappold
100 Broadway #23
New York, NY, US 10005
+1 (212) 616-0228

Civil
VHB
100 Great Oaks Blvd., Suite 118
Albany, NY, US 12203
+1 (518) 389-3606

AV & Acoustics
LSTN Consultants
76 Beaver Street, 2nd Floor
New York, NY, US 10005
+1 (347) 788-0810

Facade
Front Inc.
100 E. Broadway Street, #501
New York, NY, US 10002
+1 (212) 242-2220

Key Plan

N

Description	Date
Filing Set	06/17/22

Project

Storm King Art Center

Welcome Pavilions

Seal

NOT FOR CONSTRUCTION

Drawing Title

Restroom - Piping - Underslab

Date	06/17/22
Scale	1/4" = 1'-0"
Drawing Number	P-W-100
Sheet Size	ARCH D

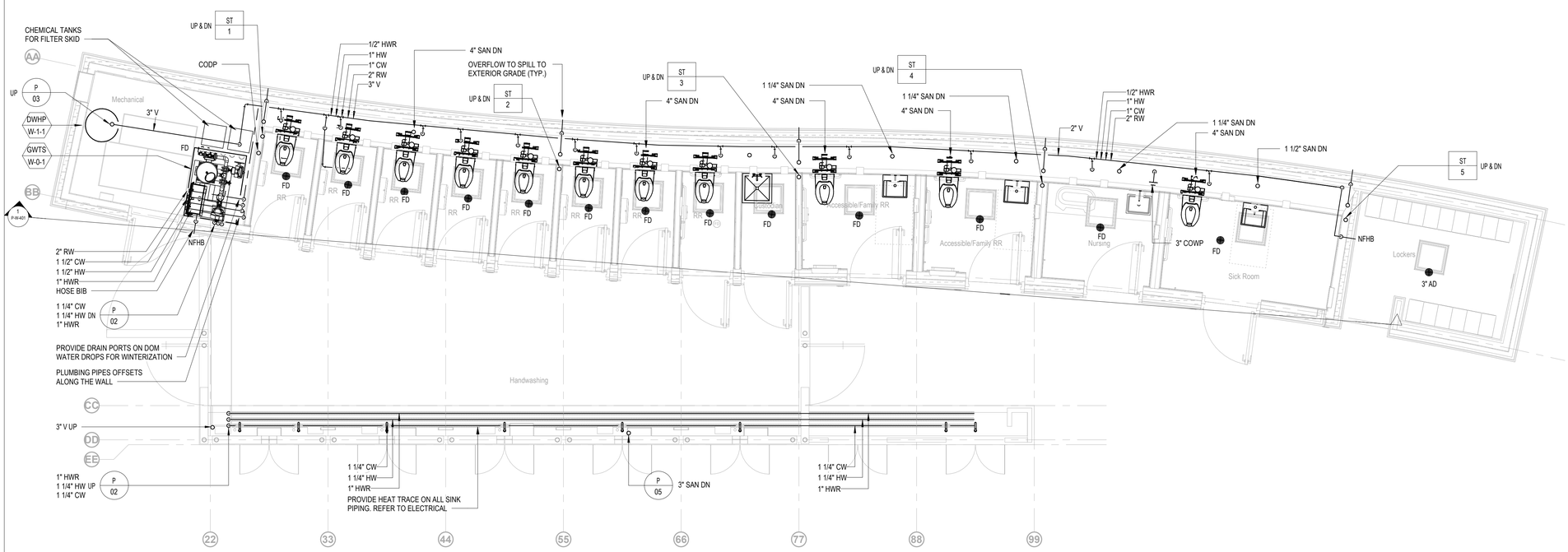

Owner
Storm King Art Center
1 Museum Road
New Windsor, NY 12553
+1 (845) 534-3115

Design Architect
heneghan peng architects
14-16 Lord Edward Street
Dublin, D02 YC63, IE
+353 1 633 9000

Executive Architect
WXY Architecture + Urban Design
224 Centre Street, 5th Floor
New York, NY 10013
+1 (212) 219-1953

Landscape Architect
Gustafson Porter + Bowman
1 Cobham Mews
London, MW1 9SB, UK
+44 020 7284 8950

Reed Hilderbrand LLC
33 Whitney Avenue, 3rd Floor
New Haven, CT, US 06510
+1 (617) 923-2422

Structural & Lighting
ARUP
77 Water Street
New York, NY, US 10005
+1 (212) 896-3000

MEPF & IT
BuroHappold
100 Broadway #23
New York, NY, US 10005
+1 (212) 616-0228

Civil
VHB
100 Great Oaks Blvd., Suite 118
Albany, NY, US 12203
+1 (518) 389-3606

AV & Acoustics
LSTN Consultants
76 Beaver Street, 2nd Floor
New York, NY, US 10005
+1 (347) 788-0810

Facade
Front Inc.
100 E. Broadway Street, #501
New York, NY, US 10002
+1 (212) 242-2220

Key Plan

N

Description	Date
Filing Set	06/17/22

Project

Storm King Art Center

Welcome Pavilions

Seal

NOT FOR CONSTRUCTION

Drawing Title

Restroom - Piping Plan - Ground Level

Date	06/17/22
Scale	1/4" = 1'-0"
Drawing Number	P-W-101
Sheet Size	ARCH D

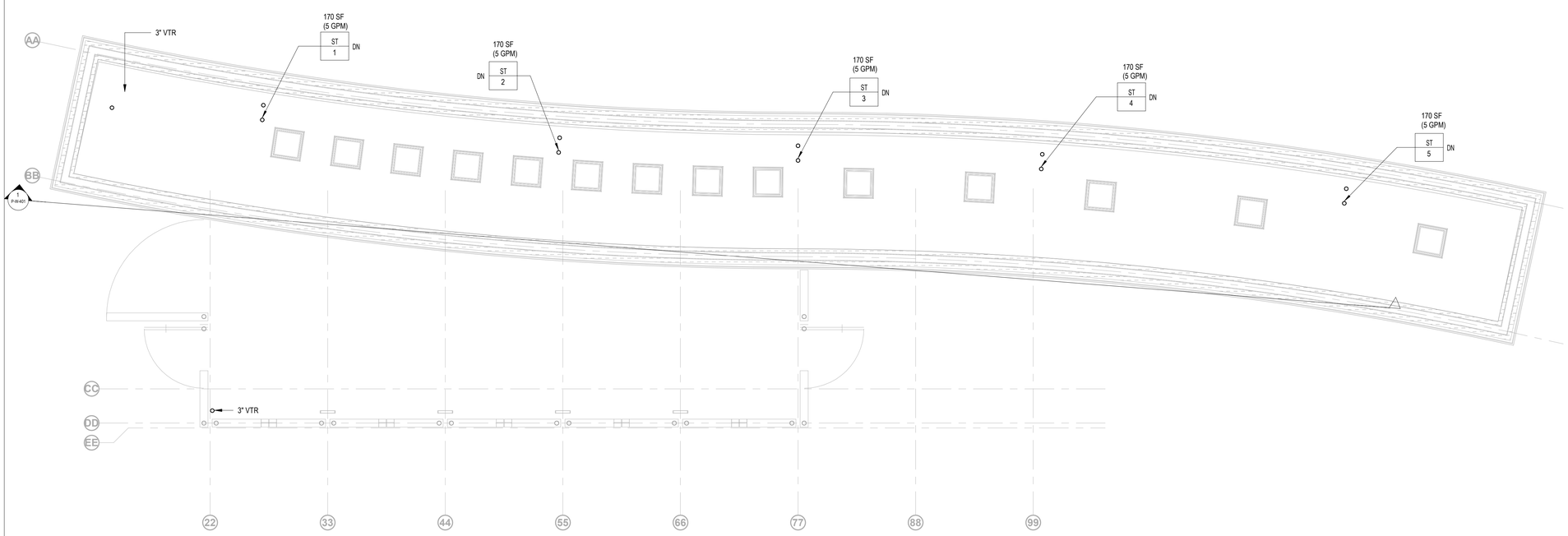

Owner
Storm King Art Center
1 Museum Road
New Windsor, NY 12553
+1 (845) 534-3115

Design Architect
heneghan peng architects
14-16 Lord Edward Street
Dublin, D02 YC63, IE
+353 1 633 9000

Executive Architect
WXY Architecture + Urban Design
224 Centre Street, 5th Floor
New York, NY 10013
+1 (212) 219-1953

Landscape Architect
Gustafson Porter + Bowman
1 Cobham Mews
London, MW1 9SB, UK
+44 020 7284 8950

Reed Hilderbrand LLC
33 Whitney Avenue, 3rd Floor
New Haven, CT, US 06510
+1 (617) 923-2422

Structural & Lighting
ARUP
77 Water Street
New York, NY, US 10005
+1 (212) 896-3000

MEPF & IT
BuroHappold
100 Broadway #23
New York, NY, US 10005
+1 (212) 616-0228

Civil
VHB
100 Great Oaks Blvd., Suite 118
Albany, NY, US 12203
+1 (518) 389-3606

AV & Acoustics
LSTN Consultants
76 Beaver Street, 2nd Floor
New York, NY, US 10005
+1 (347) 788-0810

Facade
Front Inc.
100 E. Broadway Street, #501
New York, NY, US 10002
+1 (212) 242-2220

Key Plan

N

Description	Date
Filing Set	06/17/22

Project

Storm King Art Center

Welcome Pavilions

Seal

NOT FOR CONSTRUCTION

Drawing Title

Restroom - Piping Plan - Roof Level

Date	06/17/22
Scale	1/4" = 1'-0"
Drawing Number	P-W-102
Sheet Size	ARCH D

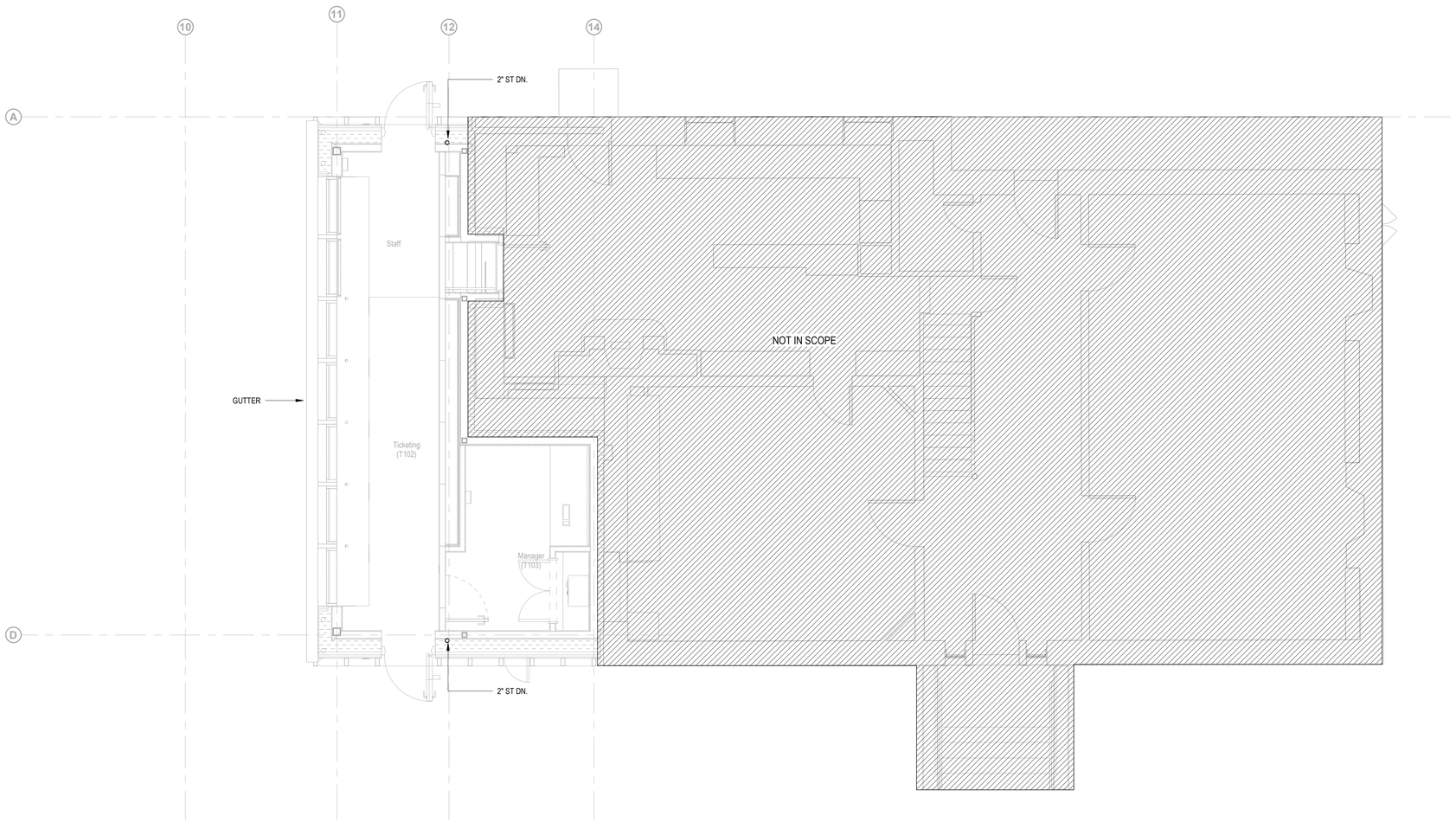

Owner
Storm King Art Center
1 Museum Road
New Windsor, NY 12553
+1 (845) 534-3115

Design Architect
heneghan peng architects
14-16 Lord Edward Street
Dublin, D02 YC63, IE
+353 1 633 9000

Executive Architect
WXY Architecture + Urban Design
224 Centre Street, 5th Floor
New York, NY 10013
+1 (212) 219-1953

Landscape Architect
Gustafson Porter + Bowman
1 Cobham Mews
London, MW1 9SB, UK
+44 020 7284 8950

Reed Hilderbrand LLC
33 Whitney Avenue, 3rd Floor
New Haven, CT, US 06510
+1 (617) 923-2422

Structural & Lighting
ARUP
77 Water Street
New York, NY, US 10005
+1 (212) 896-3000

MEPF & IT
BuroHappold
100 Broadway #23
New York, NY, US 10005
+1 (212) 616-0228

Civil
VHB
100 Great Oaks Blvd., Suite 118
Albany, NY, US 12203
+1 (518) 389-3606

AV & Acoustics
LSTN Consultants
76 Beaver Street, 2nd Floor
New York, NY, US 10005
+1 (347) 788-0810

Facade
Front Inc.
100 E. Broadway Street, #501
New York, NY, US 10002
+1 (212) 242-2220

Key Plan

N

Description	Date
Filing Set	06/17/22

Project

Storm King Art Center

Welcome Pavilions

Seal

NOT FOR CONSTRUCTION

Drawing Title

Ticketing - Pipe Plan - Ground Level

Date	06/17/22
Scale	1/4" = 1'-0"
Drawing Number	P-W-111
Sheet Size	ARCH D

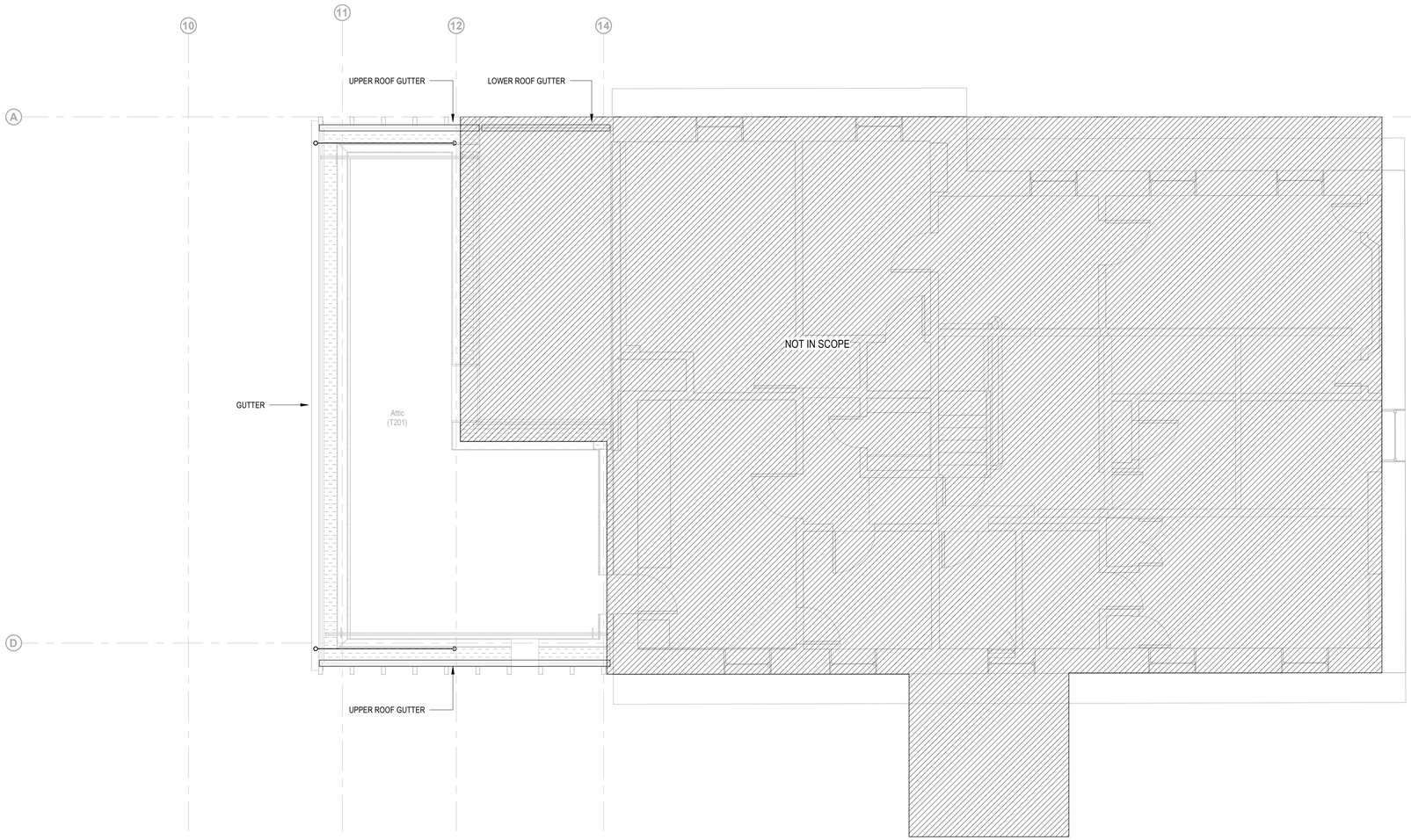

Owner
Storm King Art Center
1 Museum Road
New Windsor, NY 12553
+1 (845) 534-3115

Design Architect
heneghan peng architects
14-16 Lord Edward Street
Dublin, D02 YC63, IE
+353 1 633 9000

Executive Architect
WXY Architecture + Urban Design
224 Centre Street, 5th Floor
New York, NY 10013
+1 (212) 219-1953

Landscape Architect
Gustafson Porter + Bowman
1 Cobham Mews
London, MW1 9SB, UK
+44 020 7284 8950

Reed Hilderbrand LLC
33 Whitney Avenue, 3rd Floor
New Haven, CT, US 06510
+1 (617) 923-2422

Structural & Lighting
ARUP
77 Water Street
New York, NY, US 10005
+1 (212) 896-3000

MEPF & IT
BuroHappold
100 Broadway #23
New York, NY, US 10005
+1 (212) 616-0228

Civil
VHB
100 Great Oaks Blvd., Suite 118
Albany, NY, US 12203
+1 (518) 389-3606

AV & Acoustics
LSTN Consultants
76 Beaver Street, 2nd Floor
New York, NY, US 10005
+1 (347) 788-0810

Facade
Front Inc.
100 E. Broadway Street, #501
New York, NY, US 10002
+1 (212) 242-2220

Key Plan

N

Description	Date
Filing Set	06/17/22

Project

Storm King Art Center

Welcome Pavilions

Seal

NOT FOR CONSTRUCTION

Drawing Title

Ticketing - Pipe Plan - Roof Level

Date	06/17/22
Scale	1/4" = 1'-0"
Drawing Number	P-W-112
Sheet Size	ARCH D

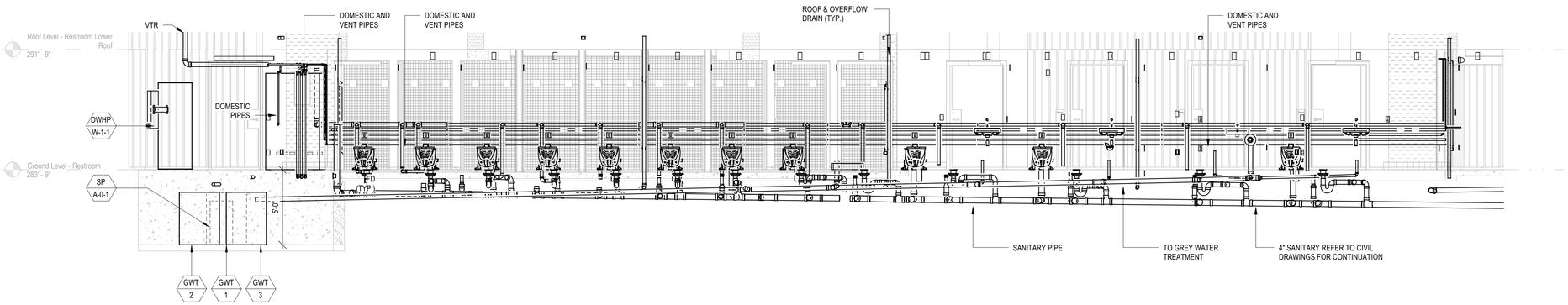

1 RESTROOM SECTION - PLUMBING

SCALE 1/4" = 1'-0"

Owner
Storm King Art Center
1 Museum Road
New Windsor, NY 12553
+1 (845) 534-3115

Design Architect
heneghan peng architects
14-16 Lord Edward Street
Dublin, D02 YC63, IE
+353 1 633 9000

Executive Architect
WXY Architecture + Urban Design
224 Centre Street, 5th Floor
New York, NY 10013
+1 (212) 219-1953

Landscape Architect
Gustafson Porter + Bowman
1 Cobham Mews
London, MW1 9SB, UK
+44 020 7284 8950

Reed Hilderbrand LLC
33 Whitney Avenue, 3rd Floor
New Haven, CT, US 06510
+1 (617) 923-2422

Structural & Lighting
ARUP
77 Water Street
New York, NY, US 10005
+1 (212) 896-3000

MEPF & IT
BuroHappold
100 Broadway #23
New York, NY, US 10005
+1 (212) 616-0228

Civil
VHB
100 Great Oaks Blvd., Suite 118
Albany, NY, US 12203
+1 (518) 389-3606

AV & Acoustics
LSTN Consultants
76 Beaver Street, 2nd Floor
New York, NY, US 10005
+1 (347) 788-0810

Facade
Front Inc.
100 E. Broadway Street, #501
New York, NY, US 10002
+1 (212) 242-2220

Key Plan

Description	Date
Filing Set	06/17/22

Project

Storm King Art Center

Welcome Pavilions

Seal

NOT FOR CONSTRUCTION

Drawing Title

Plumbing Sections

Date	06/17/22
Scale	1/4" = 1'-0"
Drawing Number	P-W-401
Sheet Size	ARCH D

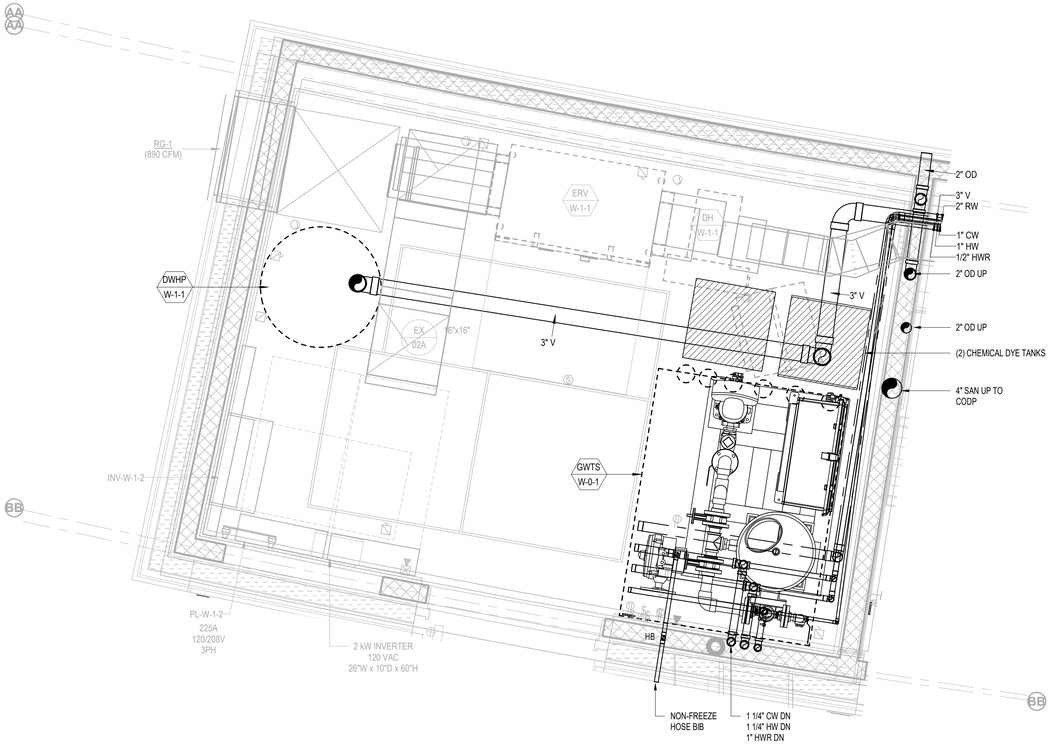

1 RESTROOM LEVEL 1 - PLUMBING - MEP ROOM

SCALE 3/4" = 1'-0"

Owner
Storm King Art Center
1 Museum Road
New Windsor, NY 12553
+1 (845) 534-3115

Design Architect
heneghan peng architects
14-16 Lord Edward Street
Dublin, D02 YC63, IE
+353 1 633 9000

Executive Architect
WXY Architecture + Urban Design
224 Centre Street, 5th Floor
New York, NY 10013
+1 (212) 219-1953

Landscape Architect
Gustafson Porter + Bowman
1 Cobham Mews
London, MW1 9SB, UK
+44 020 7284 8950

Reed Hilderbrand LLC
33 Whitney Avenue, 3rd Floor
New Haven, CT, US 06510
+1 (617) 923-2422

Structural & Lighting
ARUP
77 Water Street
New York, NY, US 10005
+1 (212) 896-3000

MEPF & IT
BuroHappold
100 Broadway #23
New York, NY, US 10005
+1 (212) 616-0228

Civil
VHB
100 Great Oaks Blvd., Suite 118
Albany, NY, US 12203
+1 (518) 389-3606

AV & Acoustics
LSTN Consultants
76 Beaver Street, 2nd Floor
New York, NY, US 10005
+1 (347) 788-0810

Facade
Front Inc.
100 E. Broadway Street, #501
New York, NY, US 10002
+1 (212) 242-2220

Key Plan

Description	Date
Filing Set	06/17/22

Project

Storm King Art Center

Welcome Pavilions

Seal

NOT FOR CONSTRUCTION

Drawing Title

Plumbing Enlarged Plans

Date	06/17/22
Scale	3/4" = 1'-0"
Drawing Number	P-W-410
Sheet Size	ARCH D

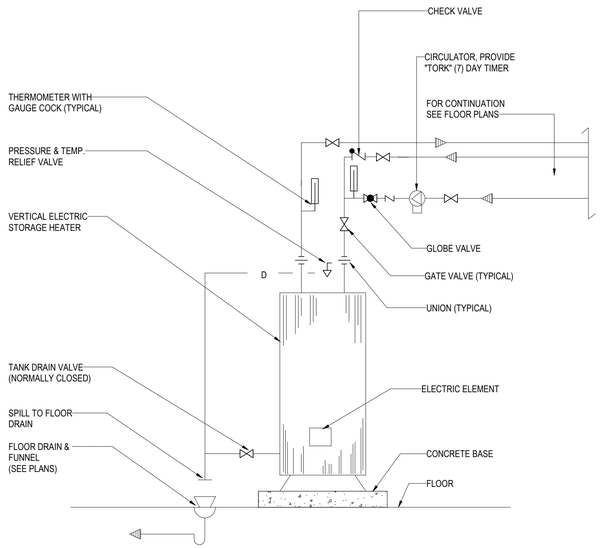

1 ELECTRIC DOMESTIC WATER HEATER W/CIRCULATION

NOT TO SCALE

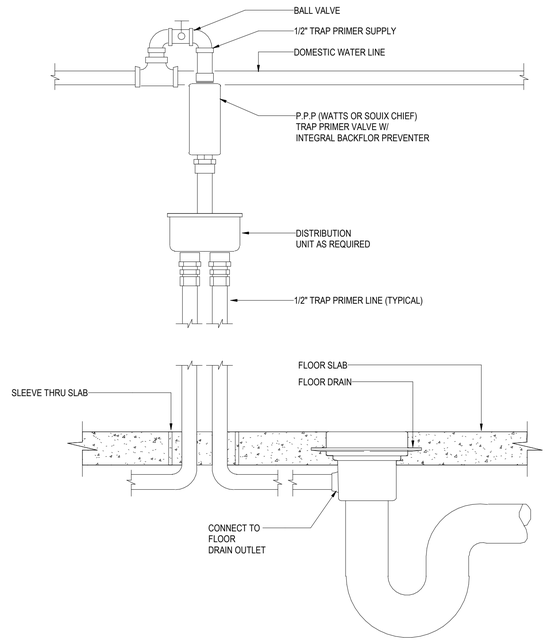

2 TRAP PRIMER FOR MECHANICAL ROOM DRAINS

NOT TO SCALE

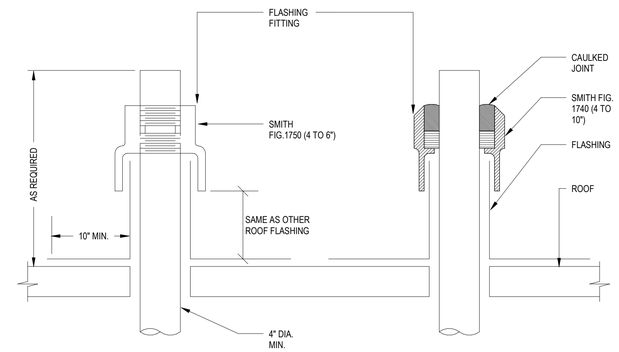

3 FLASHINGS FOR VENT TERMINALS ABOVE ROOF

NOT TO SCALE

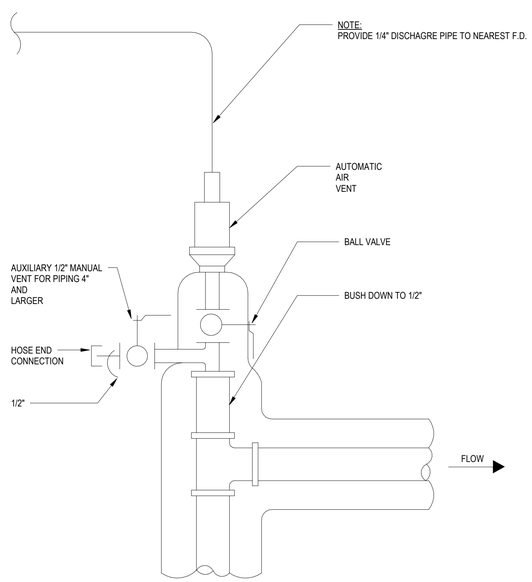

NOTE:
1. DETAIL TO BE USED AT ALL AUTOMATIC AIR VENT LOCATIONS, INCLUDING AT THE TOP OF ALL PIPE RISERS CONNECTING TO TWO OR MORE FLOORS.
2. AAV. TO BE INSTALLED AT

4 AUTOMATIC AIR VENT

NOT TO SCALE

Owner
Storm King Art Center
1 Museum Road
New Windsor, NY 12553
+1 (845) 534-3115

Design Architect
heneghan peng architects
14-16 Lord Edward Street
Dublin, D02 YC63, IE
+353 1 633 9000

Executive Architect
WXY Architecture + Urban Design
224 Centre Street, 5th Floor
New York, NY 10013
+1 (212) 219-1953

Landscape Architect
Gustafson Porter + Bowman
1 Cobham Mews
London, MW1 9SB, UK
+44 020 7284 8950

Reed Hilderbrand LLC
33 Whitney Avenue, 3rd Floor
New Haven, CT, US 06510
+1 (617) 923-2422

Structural & Lighting
ARUP
77 Water Street
New York, NY, US 10005
+1 (212) 896-3000

MEPF & IT
BuroHappold
100 Broadway #23
New York, NY, US 10005
+1 (212) 616-0228

Civil
VHB
100 Great Oaks Blvd., Suite 118
Albany, NY, US 12203
+1 (518) 389-3606

AV & Acoustics
LSTN Consultants
76 Beaver Street, 2nd Floor
New York, NY, US 10005
+1 (347) 788-0810

Facade
Front Inc.
100 E. Broadway Street, #501
New York, NY, US 10002
+1 (212) 242-2220

Key Plan

Description	Date
Filing Set	06/17/22

Project

Storm King Art Center

Welcome Pavilions

Seal

NOT FOR CONSTRUCTION

Drawing Title

Plumbing Details

Date	06/17/22
Scale	Not to Scale
Drawing Number	P-W-501
Sheet Size	ARCH D

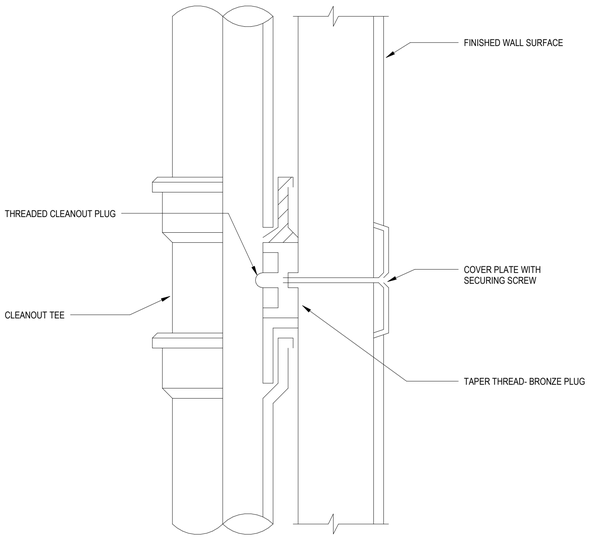

NOTE:
ACCESS PANELS SHALL BE PROVIDED ON ALL VERTICAL FOUL DRAINAGE STACKS AT 4' (1200MM) ABOVE EACH FINISHED FINISHED FLOOR LEVEL, TO THE CENTERLINE OF THE CLEANOUT.

1 CLEANOUT CONCEALED
NOT TO SCALE

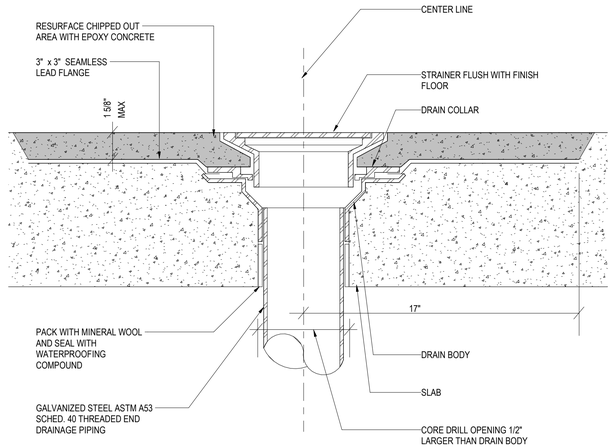

NOTES:

1. WATERPROOF EXISTING FLOOR OF ROOM WHERE FLOOR DRAIN IS TO BE LOCATED USING THOROSEAL SEALANT OR APPROVED EQUAL.

2 TYPICAL FLOOR DRAIN INSTALLATION
NOT TO SCALE

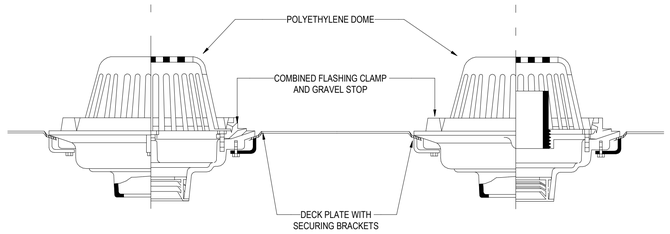

3 ROOF DRAIN AND OVERFLOW DRAIN
NOT TO SCALE

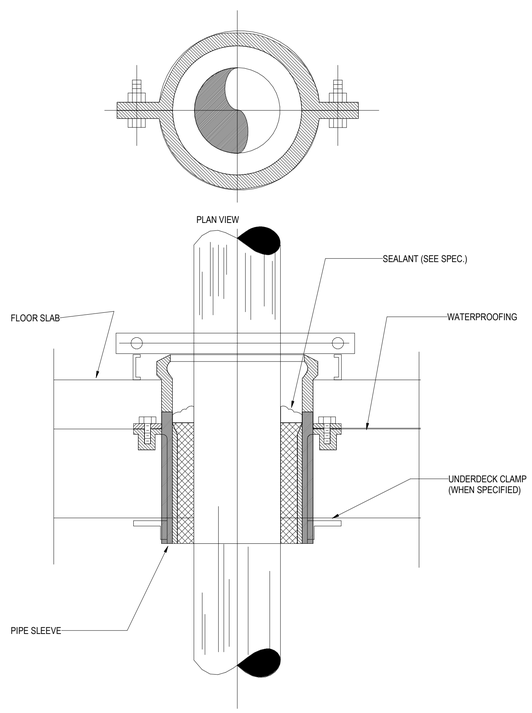

4 PIPE SLEEVE THRU WATERPROOF FLOOR SLAB
NOT TO SCALE

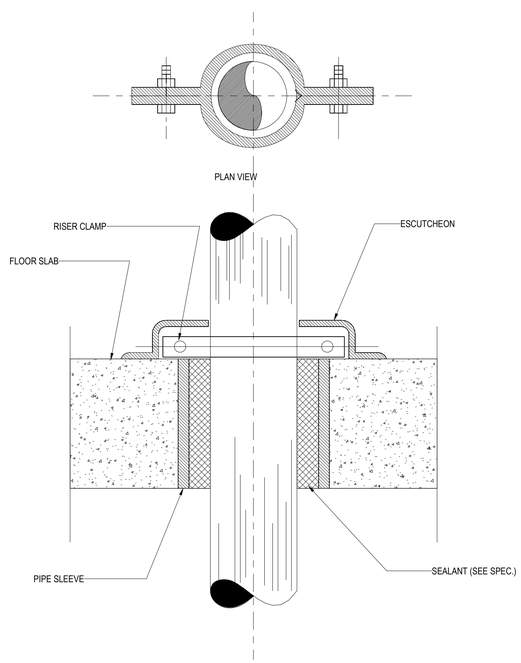

5 PIPE SLEEVE THRU EXPOSED FLOOR SLAB
NOT TO SCALE

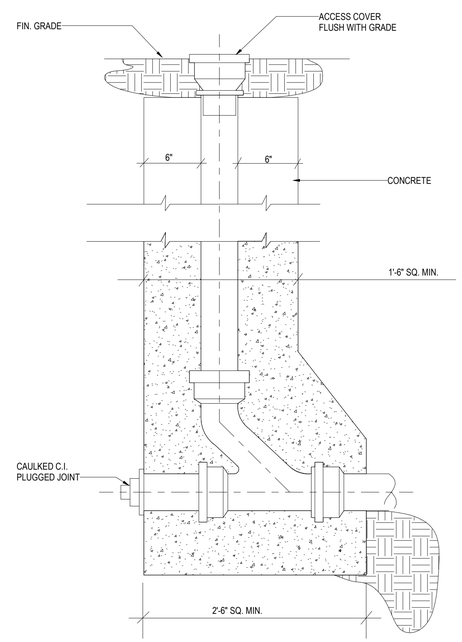

6 OUTSIDE BUILDING GRADE CLEANOUT
NOT TO SCALE

Owner
Storm King Art Center
1 Museum Road
New Windsor, NY 12553
+1 (845) 534-3115

Design Architect
heneghan peng architects
14-16 Lord Edward Street
Dublin, D02 YC63, IE
+353 1 633 9000

Executive Architect
WXY Architecture + Urban Design
224 Centre Street, 5th Floor
New York, NY 10013
+1 (212) 219-1953

Landscape Architect
Gustafson Porter + Bowman
1 Cobham Mews
London, MW1 9SB, UK
+44 020 7284 8950

Reed Hilderbrand LLC
33 Whitney Avenue, 3rd Floor
New Haven, CT, US 06510
+1 (617) 923-2422

Structural & Lighting
ARUP
77 Water Street
New York, NY, US 10005
+1 (212) 896-3000

MEPF & IT
BuroHappold
100 Broadway #23
New York, NY, US 10005
+1 (212) 616-0228

Civil
VHB
100 Great Oaks Blvd., Suite 118
Albany, NY, US 12203
+1 (518) 389-3606

AV & Acoustics
LSTN Consultants
76 Beaver Street, 2nd Floor
New York, NY, US 10005
+1 (347) 788-0810

Facade
Front Inc.
100 E. Broadway Street, #501
New York, NY, US 10002
+1 (212) 242-2220

Key Plan

Description	Date
Filing Set	06/17/22

Project

Storm King Art Center

Welcome Pavilions

Seal

NOT FOR CONSTRUCTION

Drawing Title

Plumbing Details

Date	06/17/22
Scale	Not to Scale
Drawing Number	P-W-502
Sheet Size	ARCH D

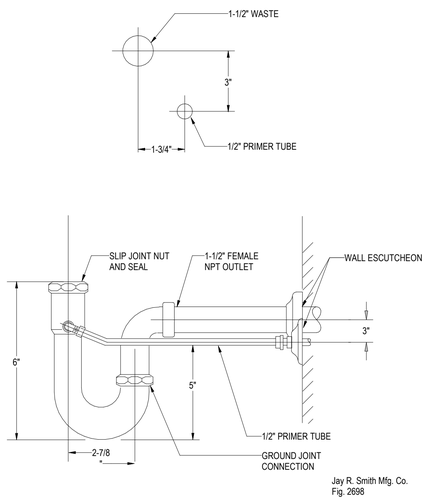

1 PRIM-EZE WATER SAVER

NOT TO SCALE

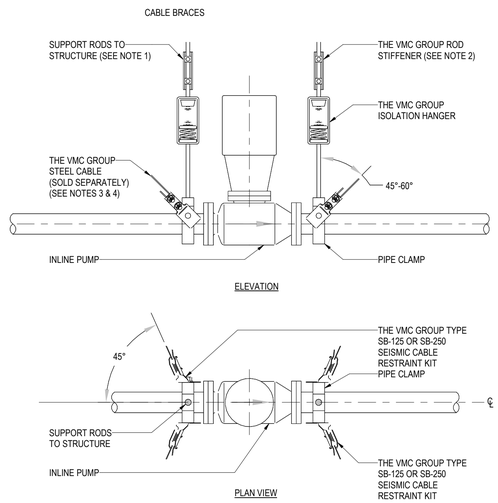

NOTES:

1. DOUBLE-SIDED BEAM CLAMP ATTACHMENTS AT SEISMIC RESTRAINT LOCATIONS.
2. FOR APPLICABILITY OF THE VMC GROUP SRBC (SEISMIC ROD BRACING CLAMP REFER TO SGMEC-190).
3. SLACK CABLE 1/2" IN CENTER IF DUCT IS ISOLATED.
4. FOR DETAILS OF CONNECTION, REFER TO SGMEC-191 OR -193
5. APPLICATION USED WITH 1/8" & 1/4" CABLE ONLY.

2 INLINE PUMPS

NOT TO SCALE

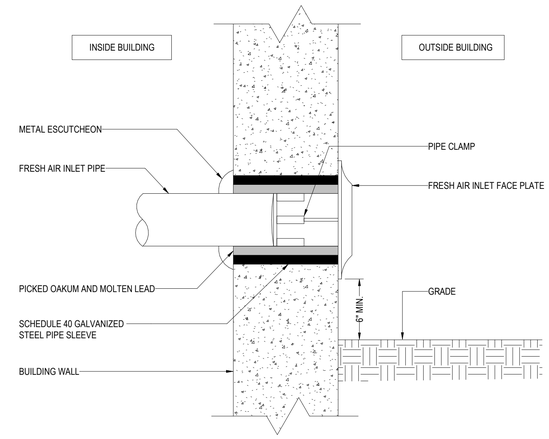

3 FAI

NOT TO SCALE

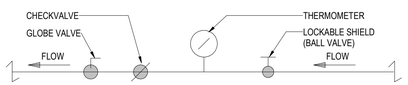

PROCEDURE FOR BALANCING HOT WATER RETURN PIPING

1. IN ORDER TO BALANCE HOT WATER RETURN TEMPERATURES IN THE RETURN PIPING THIS IS THE PROCEDURE TO BE FOLLOWED:

   BEFORE A RETURN CIRCULATION SYSTEM IS PUT INTO SERVICE, IT SHOULD BE ADJUSTED FOR RETURN LINE TEMPERATURE BALANCE UNDER CONDITIONS WHEREBY NO WATER IS DRAWN AT FIXTURE OUTLETS. THE ADJUSTMENT PROCEDURE IS SIMPLE AND MAY BE ACCURATELY DONE USING THERMOMETERS. FIRST, CLOSE ALL BALANCING VALVES SO THAT ALL CIRCULATION GOES THROUGH BRANCH 1. THEN, OPEN THE BALANCING VALVE ON BRANCH 2 TO THE DEGREE NECESSARY SO THAT IT RETURNS WATER CONSTANTLY AT THE SAME TEMPERATURE AS BRANCH 1. SIMILARLY, ADJUSTMENT MAY BE MADE WITH BALANCING VALVE ON ANY OTHER RISERS OR BRANCHES SO THAT ALL RETURN WATER IS AT THE SAME TEMPERATURE.

2. CONTRACTOR, AT THE END OF THE PROJECT, TO SUBMIT A REPORT FOR RECORD TO THE ENGINEER THAT THE HOT WATER RETURN CIRCULATION SYSTEM HAS BEEN BALANCED PROPERLY.

4 HW BALANCING VALVE

NOT TO SCALE

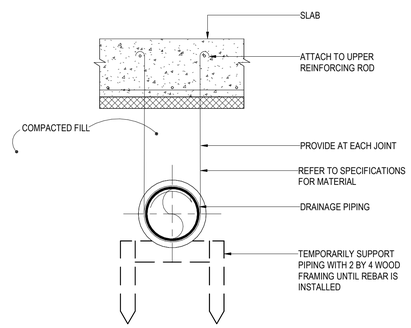

PIPE DIAMETER	ROD DIAMETER
UP TO 2IN.	3/8 IN.
2-1/2" - 4IN.	1/2 IN.
5 AND 6IN.	5/8 IN.

5 UNDERGROUND BELOW SLAB

NOT TO SCALE

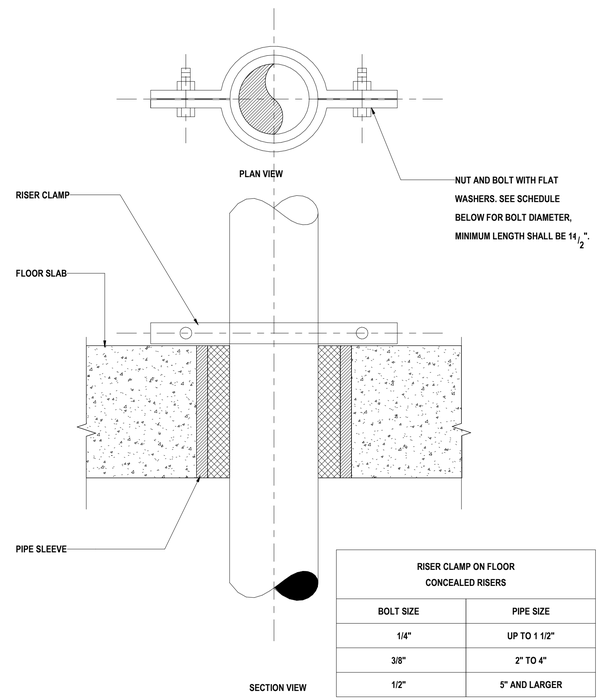

RISER CLAMP ON FLOOR CONCEALED RISERS	
BOLT SIZE	PIPE SIZE
1/4"	UP TO 1 1/2"
3/8"	2" TO 4"
1/2"	5" AND LARGER

6 RISER SUPPORT DETAIL

NOT TO SCALE

Owner
Storm King Art Center
1 Museum Road
New Windsor, NY 12553
+1 (845) 534-3115

Design Architect
heneghan peng architects
14-16 Lord Edward Street
Dublin, D02 YC63, IE
+353 1 633 9000

Executive Architect
WXY Architecture + Urban Design
224 Centre Street, 5th Floor
New York, NY 10013
+1 (212) 219-1953

Landscape Architect
Gustafson Porter + Bowman
1 Cobham Mews
London, MW1 9SB, UK
+44 020 7284 8950

Reed Hilderbrand LLC
33 Whitney Avenue, 3rd Floor
New Haven, CT, US 06510
+1 (617) 923-2422

Structural & Lighting
ARUP
77 Water Street
New York, NY, US 10005
+1 (212) 896-3000

MEPF & IT
BuroHappold
100 Broadway #23
New York, NY, US 10005
+1 (212) 616-0228

Civil
VHB
100 Great Oaks Blvd., Suite 118
Albany, NY, US 12203
+1 (518) 389-3606

AV & Acoustics
LSTN Consultants
76 Beaver Street, 2nd Floor
New York, NY, US 10005
+1 (347) 788-0810

Facade
Front Inc.
100 E. Broadway Street, #501
New York, NY, US 10002
+1 (212) 242-2220

Key Plan

Description	Date
Filing Set	06/17/22

Project

Storm King Art Center

Welcome Pavilions

Seal

NOT FOR CONSTRUCTION

Drawing Title

Plumbing Details

Date	06/17/22
Scale	Not to Scale
Drawing Number	P-W-503
Sheet Size	ARCH D

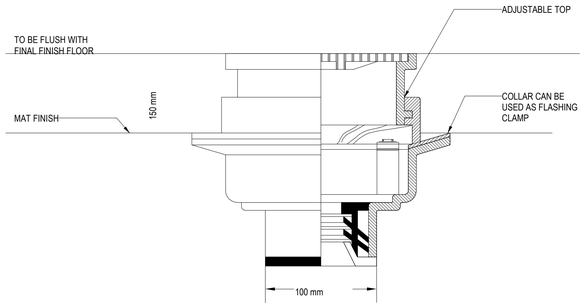

1 FLOOR DRAIN WITH ADJUSTABLE TOP

NOT TO SCALE

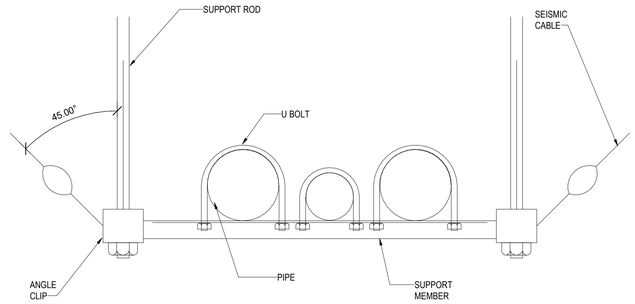

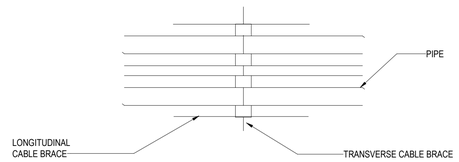

PLAN VIEW OF BRACE

TRANSVERSE AND LONGITUDINAL CABLE BRACE

FOR TRAPEZE HUNG PIPE

2 TRANSVS AND LONGIT CBL BRACE FOR TRPZE HUNG PIPE

NOT TO SCALE

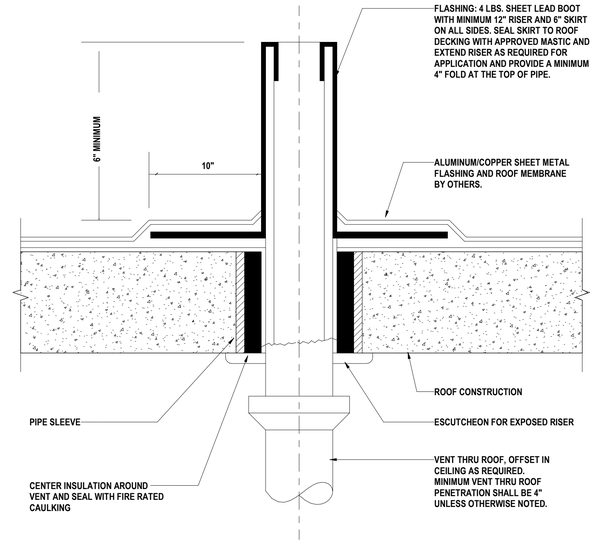

NOTE:
ALL VENT THRU ROOF PENETRATIONS SHALL BE LOCATED A MINIMUM OF 10'-0" IN ALL DIRECTIONS FROM ALL FRESH AIR INTAKES AND/OR OPERABLE DOORS AND WINDOWS.

3 VENT THRU ROOF DETAIL

NOT TO SCALE

Owner
Storm King Art Center
1 Museum Road
New Windsor, NY 12553
+1 (845) 534-3115

Design Architect
heneghan peng architects
14-16 Lord Edward Street
Dublin, D02 YC63, IE
+353 1 633 9000

Executive Architect
WXY Architecture + Urban Design
224 Centre Street, 5th Floor
New York, NY 10013
+1 (212) 219-1953

Landscape Architect
Gustafson Porter + Bowman
1 Cobham Mews
London, MW1 9SB, UK
+44 020 7284 8950

Reed Hilderbrand LLC
33 Whitney Avenue, 3rd Floor
New Haven, CT, US 06510
+1 (617) 923-2422

Structural & Lighting
ARUP
77 Water Street
New York, NY, US 10005
+1 (212) 896-3000

MEPF & IT
BuroHappold
100 Broadway #23
New York, NY, US 10005
+1 (212) 616-0228

Civil
VHB
100 Great Oaks Blvd., Suite 118
Albany, NY, US 12203
+1 (518) 389-3606

AV & Acoustics
LSTN Consultants
76 Beaver Street, 2nd Floor
New York, NY, US 10005
+1 (347) 788-0810

Facade
Front Inc.
100 E. Broadway Street, #501
New York, NY, US 10002
+1 (212) 242-2220

Key Plan

Description	Date
Filing Set	06/17/22

Project

Storm King Art Center

Welcome Pavilions

Seal

NOT FOR CONSTRUCTION

Drawing Title

Plumbing Details

Date	06/17/22
Scale	Not to Scale
Drawing Number	P-W-504
Sheet Size	ARCH D

P - ELECTRIC HEAT PUMP WATER HEATER SCHEDULE

DESIGNATION	LOCATION	SERVICE	VOLUME (GAL)	DIMENSIONS		ELECTRICAL			WEIGHT (LB)	MANUFACTURER	MODEL NUMBER	REMARKS
				DIAMETER	HEIGHT	VOLTAGE	FREQUENCY	PHASE				
DWHP - W-1-1	LEVEL 01	RESTROOM	80	2' 3"	5' 9"	208 V	60 Hz	1	307	AO SMITH	HPTU-80N	

P - GREYWATER CISTERN TANK SCHEDULE

DESIGNATION	LOCATION	SERVICE	DIAMETER	HEIGHT	REMARKS
GWT - 1	UNDERSLAB - MECHANICAL ROOM	GREYWATER REUSE	32"	42"	120 GAL TANKS WITH FIELD INSTALLED EQUALIZATION LINES. PROVIDE WITH SUBMERSIBLE PUMP.
GWT - 2	UNDERSLAB - MECHANICAL ROOM	GREYWATER REUSE	32"	42"	120 GAL TANKS WITH FIELD INSTALLED EQUALIZATION LINES.
GWT - 3	UNDERSLAB - MECHANICAL ROOM	GREYWATER REUSE	32"	42"	120 GAL TANKS WITH FIELD INSTALLED EQUALIZATION LINES.

P - GREYWATER TREATMENT PACKAGE SCHEDULE

DESIGNATION	LOCATION	SERVICE	MICRON	LENGTH	WIDTH	HEIGHT	REMARKS
GWTS - W-0-1	MECHANICAL ROOM	GREYWATER REUSE	40	4'-8"	3'-7"	6'-5"	SINGLE POINT OF CONNECTION FOR ALL FILTERS, VALVES, SENSORS, AND CISTERN PUMP (208V, 3ph)

P - GREY WATER SKID COMPONENTS

DESIGNATION	LOCATION	QUANTITY	FLOW (GPM)	T.D.H.	CAPACITY	PHASE	HP	VOLTAGE	FLA	LENGTH	WIDTH	DIAMETER	HEIGHT	REMARKS
CHEMICAL/DYE CONTAINERS	MECHANICAL ROOM	2	0	0	70 GAL	0	0	0	-	2'-0	2'-0	-	3'-3"	GEMINI SQUARE TANKS MOUNTED IN CEILING. EACH CONNECTS WITH POLY TUBING TO INJECTION PORTS ON SKID.
RECIRCULATION VALVE	GREY WATER TREATMENT SKID	1	20	0	-	0	0	0	-	-	-	-	-	AQUANOMIX AX3WV THREE-WAY VALVE.
EXTENDED SHELL MEDIA FILTER	GREY WATER TREATMENT SKID	1	20 (35GPM BACKWASH)	0	-	0	0	0	-	-	-	-	-	STAINLESS STEEL. GLASS MEDIA FILTERS TO 5 MICRON.
UV SYSTEM	GREY WATER TREATMENT SKID	1	20	0	-	0	0	120	-	-	-	-	-	AQUANOMIX AXUVV6 - 100PSI, 230W. 30MJ/cm2 TREATMENT.
ORP SENSOR	GREY WATER TREATMENT SKID	1	0	0	-	0	0	0	-	-	-	-	-	AQUANOMIX AXP ORP. ± 2000mV RANGE.
DIAPHRAGM TANK	GREY WATER TREATMENT SKID	1	0	0	11 GAL	0	0	0	-	-	-	1'-3"	2'-0"	15"DIA. x 24" 8-9 GAL DRAWDOWN.

SKID SYSTEM TO ALSO INCLUDE:
LEVEL SENSOR LEVEL SWITCH, PRESSURE INDICATORS, SYSTEM PRESSURE SENSOR, FLOW METER, CHECK VALVE, DOMESTIC WATER BACKUP CONNECTION, DOMESTIC WATER METER.
REFER TO GREYWATER SPECIFICATION SECTION FOR MORE INFORMATION.

P - CISTERN SUBMERSIBLE PUMP SCHEDULE

DESIGNATION	TYPE	QUANTITY	LOCATION	FLOW RATE (GPM) PER PUMP	T.D.H. (FT)	SPEED (RPM)	ELECTRICAL			MANUFACTURER	MODEL NUMBER	REMARKS
							POWER	VOLTAGE	PHASE			
SP	SUBMERSIBLE GREYWATER TANK PUMP	1	UNDERSLAB - MECHANICAL ROOM	20 GPM	150	-	1.50 hp	220 V	1	AQUANOMIX	MXS205S22	8A, 40lbs, 21" HEIGHT, 5"DIA.

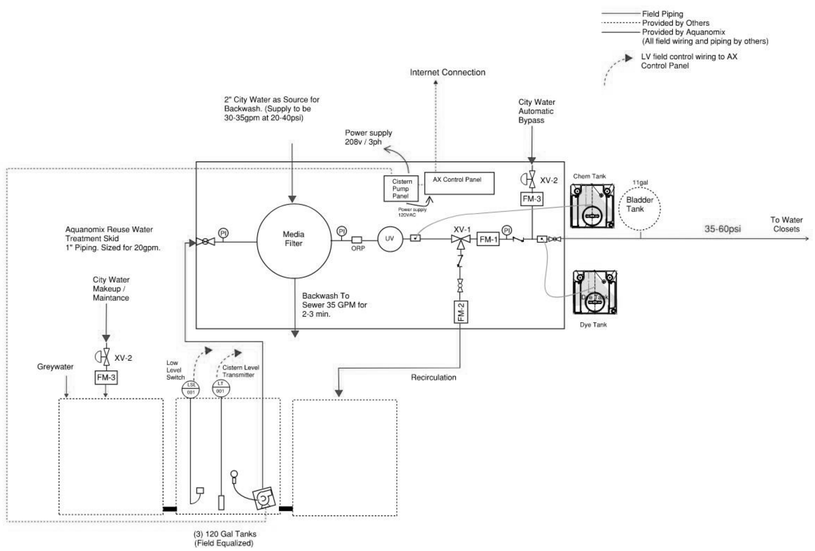

1 GREYWATER TREATMENT SCHEMATIC

NOT TO SCALE

Owner
Storm King Art Center
1 Museum Road
New Windsor, NY 12553
+1 (845) 534-3115

Design Architect
heneghan peng architects
14-16 Lord Edward Street
Dublin, D02 YC63, IE
+353 1 633 9000

Executive Architect
WXY Architecture + Urban Design
224 Centre Street, 5th Floor
New York, NY 10013
+1 (212) 219-1953

Landscape Architect
Gustafson Porter + Bowman
1 Cobham Mews
London, MW1 9SB, UK
+44 020 7284 8950

Reed Hilderbrand LLC
33 Whitney Avenue, 3rd Floor
New Haven, CT, US 06510
+1 (617) 923-2422

Structural & Lighting
ARUP
77 Water Street
New York, NY, US 10005
+1 (212) 896-3000

MEPF & IT
BuroHappold
100 Broadway #23
New York, NY, US 10005
+1 (212) 616-0228

Civil
VHB
100 Great Oaks Blvd., Suite 118
Albany, NY, US 12203
+1 (518) 389-3606

AV & Acoustics
LSTN Consultants
76 Beaver Street, 2nd Floor
New York, NY, US 10005
+1 (347) 788-0810

Facade
Front Inc.
100 E. Broadway Street, #501
New York, NY, US 10002
+1 (212) 242-2220

Key Plan

Description	Date
Filing Set	06/17/22

Project

Storm King Art Center

Welcome Pavilions

Seal

NOT FOR CONSTRUCTION

Drawing Title

Welcome - Plumbing Schedules

Date	06/17/22
Scale	Not to Scale
Drawing Number	P-W-601
Sheet Size	ARCH D

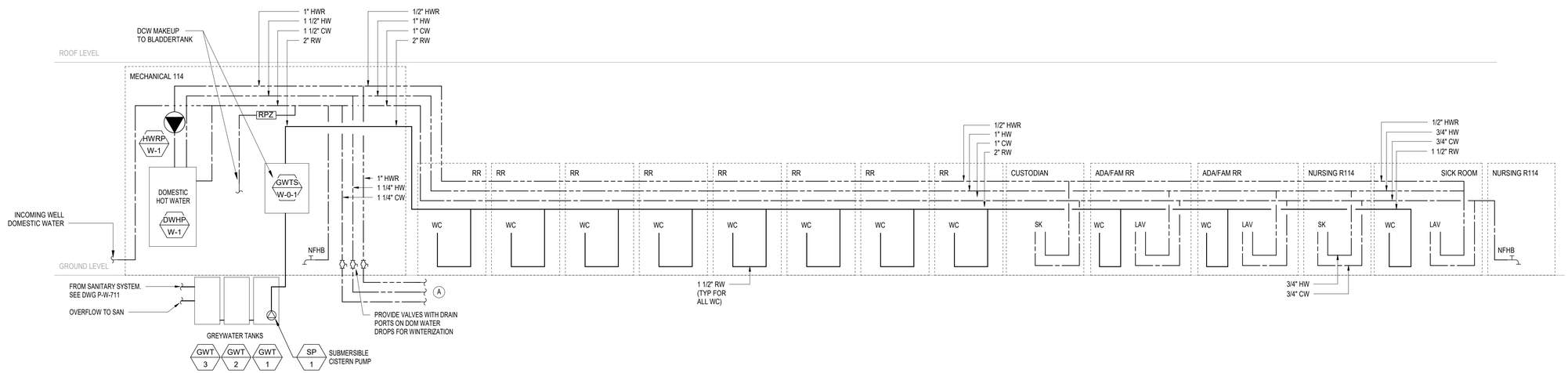

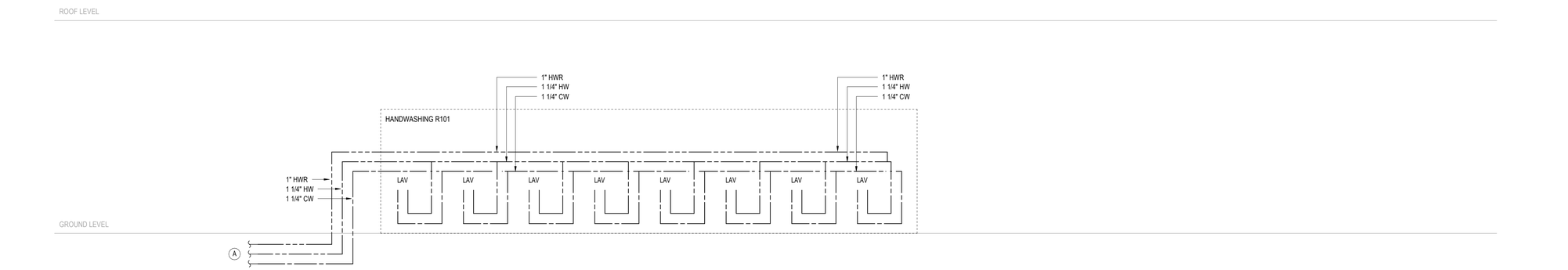

Owner
Storm King Art Center
1 Museum Road
New Windsor, NY 12553
+1 (845) 534-3115

Design Architect
heneghan peng architects
14-16 Lord Edward Street
Dublin, D02 YC63, IE
+353 1 633 9000

Executive Architect
WXY Architecture + Urban Design
224 Centre Street, 5th Floor
New York, NY 10013
+1 (212) 219-1953

Landscape Architect
Gustafson Porter + Bowman
1 Cobham Mews
London, MW1 9SB, UK
+44 020 7284 8950

Reed Hilderbrand LLC
33 Whitney Avenue, 3rd Floor
New Haven, CT, US 06510
+1 (617) 923-2422

Structural & Lighting
ARUP
77 Water Street
New York, NY, US 10005
+1 (212) 896-3000

MEPF & IT
BuroHappold
100 Broadway #23
New York, NY, US 10005
+1 (212) 616-0228

Civil
VHB
100 Great Oaks Blvd., Suite 118
Albany, NY, US 12203
+1 (518) 389-3606

AV & Acoustics
LSTN Consultants
76 Beaver Street, 2nd Floor
New York, NY, US 10005
+1 (347) 788-0810

Facade
Front Inc.
100 E. Broadway Street, #501
New York, NY, US 10002
+1 (212) 242-2220

Key Plan

Description	Date
Filing Set	06/17/22

Project

Storm King Art Center

Welcome Pavilions

Seal

NOT FOR CONSTRUCTION

Drawing Title

Welcome - Domestic Water Riser

Date	06/17/22
Scale	Not to Scale
Drawing Number	P-W-701
Sheet Size	ARCH D

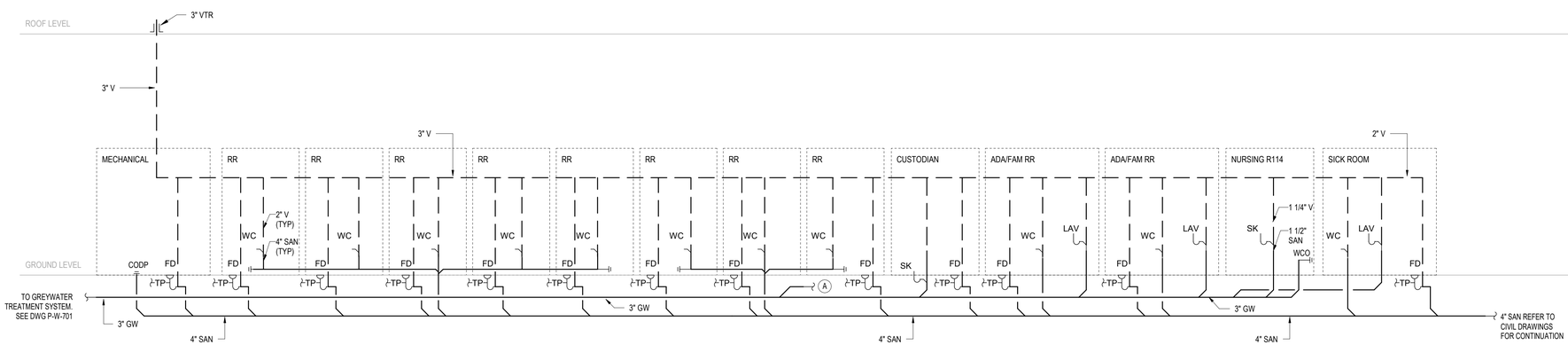

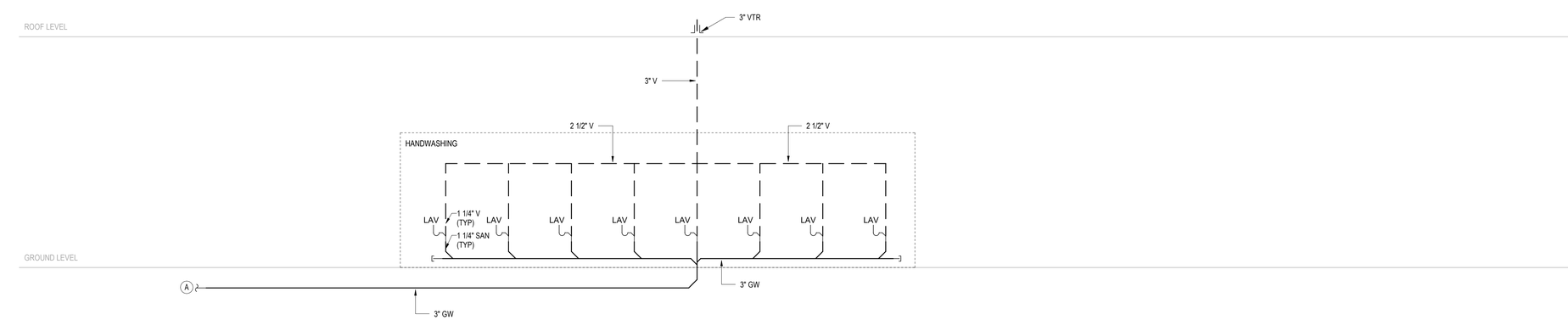

Owner
Storm King Art Center
1 Museum Road
New Windsor, NY 12553
+1 (845) 534-3115

Design Architect
heneghan peng architects
14-16 Lord Edward Street
Dublin, D02 YC63, IE
+353 1 633 9000

Executive Architect
WXY Architecture + Urban Design
224 Centre Street, 5th Floor
New York, NY 10013
+1 (212) 219-1953

Landscape Architect
Gustafson Porter + Bowman
1 Cobham Mews
London, MW1 9SB, UK
+44 020 7284 8950

Reed Hilderbrand LLC
33 Whitney Avenue, 3rd Floor
New Haven, CT, US 06510
+1 (617) 923-2422

Structural & Lighting
ARUP
77 Water Street
New York, NY, US 10005
+1 (212) 896-3000

MEPF & IT
BuroHappold
100 Broadway #23
New York, NY, US 10005
+1 (212) 616-0228

Civil
VHB
100 Great Oaks Blvd., Suite 118
Albany, NY, US 12203
+1 (518) 389-3606

AV & Acoustics
LSTN Consultants
76 Beaver Street, 2nd Floor
New York, NY, US 10005
+1 (347) 788-0810

Facade
Front Inc.
100 E. Broadway Street, #501
New York, NY, US 10002
+1 (212) 242-2220

Key Plan

Description	Date
Filing Set	06/17/22

Project

Storm King Art Center

Welcome Pavilions

Seal

NOT FOR CONSTRUCTION

Drawing Title

Welcome - Drain & Vent Riser

Date	06/17/22
Scale	Not to Scale
Drawing Number	P-W-711
Sheet Size	ARCH D

NOTES

RISER SHOWN IS GENERIC TO EACH OF RESTROOM, TICKETING, AND CANOPY. PROVIDE PIPED STORM DRAINAGE AT EACH ROOF. DETAILS TO BE DEVELOPED FOR 100% CD.

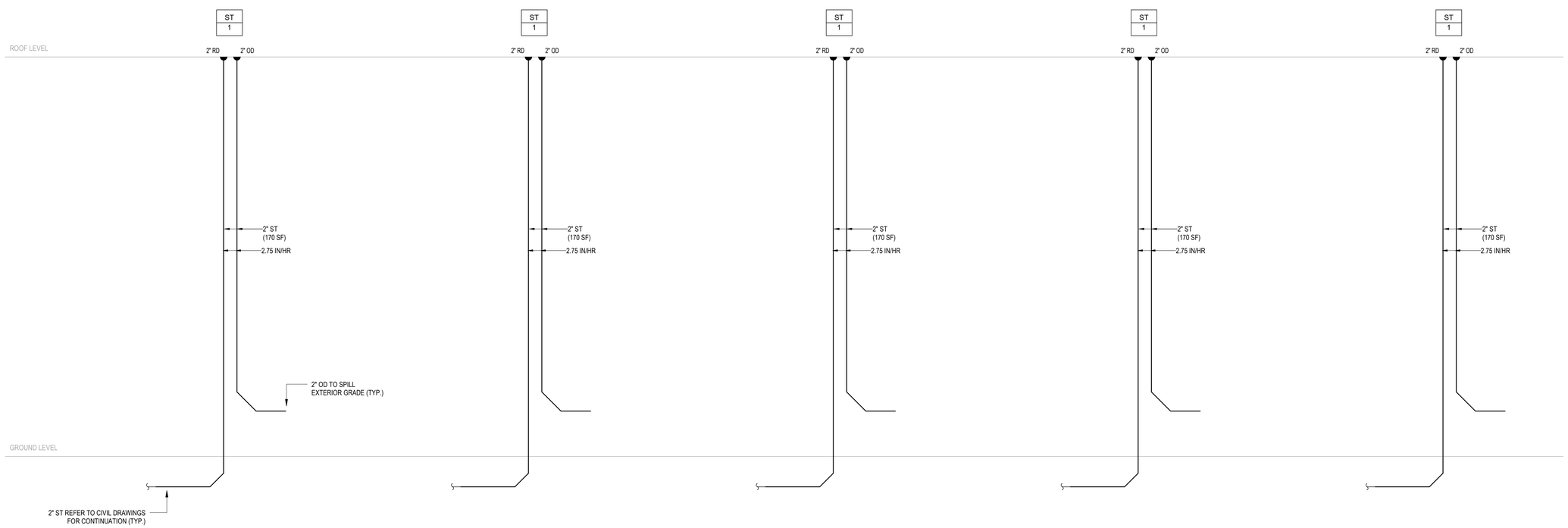

Owner
Storm King Art Center
1 Museum Road
New Windsor, NY 12553
+1 (845) 534-3115

Design Architect
heneghan peng architects
14-16 Lord Edward Street
Dublin, D02 YC63, IE
+353 1 633 9000

Executive Architect
WXY Architecture + Urban Design
224 Centre Street, 5th Floor
New York, NY 10013
+1 (212) 219-1953

Landscape Architect
Gustafson Porter + Bowman
1 Cobham Mews
London, MW1 9SB, UK
+44 020 7284 8950

Reed Hilderbrand LLC
33 Whitney Avenue, 3rd Floor
New Haven, CT, US 06510
+1 (617) 923-2422

Structural & Lighting
ARUP
77 Water Street
New York, NY, US 10005
+1 (212) 896-3000

MEPF & IT
BuroHappold
100 Broadway #23
New York, NY, US 10005
+1 (212) 616-0228

Civil
VHB
100 Great Oaks Blvd., Suite 118
Albany, NY, US 12203
+1 (518) 389-3606

AV & Acoustics
LSTN Consultants
76 Beaver Street, 2nd Floor
New York, NY, US 10005
+1 (347) 788-0810

Facade
Front Inc.
100 E. Broadway Street, #501
New York, NY, US 10002
+1 (212) 242-2220

Key Plan

Description	Date
Filing Set	06/17/22

Project

Storm King Art Center

Welcome Pavilions

Seal

NOT FOR CONSTRUCTION

Drawing Title

Welcome - Storm Riser

Date	06/17/22
Scale	Not to Scale
Drawing Number	P-W-721
Sheet Size	ARCH D

WIRED DEVICES

SYMBOL	DESCRIPTION
	20A NEMA 5-20R, WALL MOUNTED SIMPLEX RECEPTACLE OUTLET
	20A NEMA 5-20R, WALL MOUNTED DUPLEX RECEPTACLE OUTLET
	20A NEMA 5-20R, WALL MOUNTED DUPLEX SWITCHED RECEPTACLE OUTLET
	20A NEMA 5-20R, WALL MOUNTED QUADRUPLEX RECEPTACLE OUTLET
	SPECIAL RECEPTACLE WALL MOUNTED NEMA CONFIGURATION PER PLAN REFER TO ARCHITECTURAL DRAWINGS FOR ELEVATION AND ORIENTATION
	RECEPTACLE OUTLET MOUNTED ABOVE COUNTER TOP
	MULTIOUTLET ASSEMBLY - SPACING AND QUANTITY AS NOTED ON DRAWINGS
	CEILING MOUNTED RECEPTACLE OUTLET
	FLOOR BOX APPROVAL BY ARCHITECT AND ENGINEER - FB'#' DENOTES TYPE

ABBREVIATIONS	DESCRIPTION
AFCI	ARC-FAULT CIRCUIT INTERRUPTER
AV	DEDICATED OUTLET FOR AUDIO VISUAL EQUIPMENT
TV	TELEVISION
IG	ISOLATED GROUND
GFCI	GROUND-FAULT CIRCUIT INTERRUPTER
MS	MOTORIZED SHADE
MW	DEDICATED OUTLET FOR MICROWAVE
OS	OCCUPANCY SENSOR CONTROLLED 20 MINUTE AUTO SHUT-OFF VIA A 20A RELAY.
WP	GFCI AND WR OUTLET WITH WHILE-IN-USE WEATHERPROOF COVER
REF	DEDICATED OUTLET FOR REFRIGERATOR

CABLE AND CONDUIT SYSTEMS

SYMBOL	DESCRIPTION
	HEAVY LINES INDICATE NEW WORK
	LIGHT LINES INDICATE EXISTING WORK TO REMAIN
	CONDUIT TURNED UP
	CONDUIT TURNED DOWN
	CONDUIT STUB WITH WIRE PULL AND CAP
	UNDERGROUND CONDUIT OR DUCT BANK

LIGHTING

SYMBOL	DESCRIPTION
L2 3a (EM)	"L2" INDICATES FIXTURE TYPE "(EM)" INDICATES FIXTURES ON EMERGENGY POWER "a" LOWER CASE LETTER INDICATES SWITCH CONTROL "d1" LOWER CASE d# INDICATES DAYLIGHT CONTROL ZONE "3" DENOTES CIRCUIT NUMBER
	RECTANGULAR LIGHT FIXTURE
	CIRCULAR LIGHT FIXTURE
	EXIT SIGN REFER TO ARCHITECTURAL EGRESS DRAWINGS FOR ORIENTATION OF EXIT SIGN ARROWS AND FACES

ONE LINE AND RISER DIAGRAM

SYMBOL	DESCRIPTION
PP-1 400A 480Y/277V 3PH 400A MCB	PANEL DESIGNATION PANEL SIZE VOLTAGE RATING NUMBER OF PHASES MAINS RATING (MLO OR MCB)
Δ Y TX-2-1 15KVA	TRANSFORMER WITH SECONDARY GROUND PRIMARY WINDING TYPE SECONDARY WINDING TYPE TRANSFORMER DESIGNATION TRANSFORMER RATING
400AF 350AT BR1	DRAWOUT CIRCUIT BREAKER FRAME RATING TRIP RATING BREAKER DESIGNATION
600AF 600AT BR1	CIRCUIT BREAKER FRAME RATING TRIP RATING BREAKER DESIGNATION
SW1 200AS 150AF	SWITCH DESIGNATION SWITCH RATING FUSE RATING
G 600AF 600AT	GROUND FAULT SENSOR
M	EQUIPMENT MOUNTED THREE PHASE ENERGY METER
M	PANELBOARD MOUNTED SINGLE PHASE ENERGY METER
G	GENERATOR
ATS	AUTOMATIC TRANSFER SWITCH

NOTE - REFER TO EQUIPMENT SCHEDULE FOR FUSE, CIRCUIT BREAKER AND DISCONNECT RATING

TYPICAL DEVICE MOUNTING HEIGHTS DETAIL

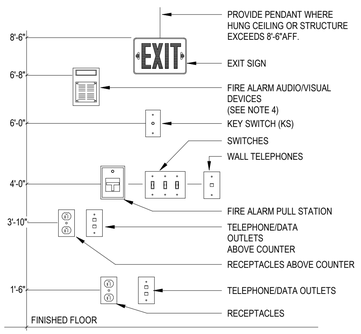

NOTE:

1. ELECTRICAL CONTRACTOR SHALL COORDINATE WITH ARCHITECT AND ARCH. PLAN ELEVATIONS PRIOR TO ROUGHING IN ANY DEVICES ABOVE COUNTERS. ALL MOUNTING HEIGHTS SHALL BE CONFIRM WITH ARCH. PLANS AND ELEVATIONS.
2. ALL MOUNTING HEIGHTS SHALL BE MEASURED FROM FINISHED FLOOR TO CENTERLINE OF DEVICE EXCEPT EXIT SIGNS AND FIRE ALARM VISUAL DEVICES
3. DEVICES SHALL BE INSTALLED ON A COMMON VERTICAL CENTERLINE WHEREVER POSSIBLE
4. FIRE ALARM AUDIO/VISUAL DEVICE TO BE MOUNTED AT 6'-8" ABOVE FINISHED FLOOR OR AT 6" BELOW FINISHED CEILING, WHICHEVER IS LOWER. DIMENSION IS TO THE BOTTOM OF THE VISUAL PORTION OF THE DEVICE

POWER

SYMBOL	DESCRIPTION
AHU-1 3/4HP,208/120V2P3W	EQUIPMENT DESIGNATION DISCONNECT/STARTER TYPE EQUIPMENT TYPE NUMBER OF POLES & WIRES EQUIPMENT UTILIZATION VOLTAGE EQUIPMENT LOAD IN KVA OR HP

PANEL NAMING CONVENTION :

E DP L - A - 1 - 1

- SEQUENCE: 1, 2, 3 ....
- LOCATION: "#" - FLOOR LEVEL
- BUILDING/ AREA:
  - "A" - ADMINISTRATION
  - "W" - WELCOME
  - "P" - POND PAVILION
  - "C" - CONSERVATION AND MAINTENANCE
- VOLTAGE LEVEL:
  - "H" - 480Y/277V
  - "L" - 208Y/120V
- PANEL TYPE:
  - "MSB" - MAIN SERVICE BOARD
  - "GDB" - GENERATOR DISTRIBUTION BOARD
  - "P" - PANELBOARD
  - "DP" - DISTRIBUTION PANEL
  - "TX" - TRANSFORMER
  - "ATS" - AUTOMATIC TRANSFER SWITCH
- POWER TYPE:
  - - - NORMAL POWER
  - "E" - LIFE SAFETY EMERGENCY POWER (NEC 700)
  - "S" - LEGALLY REQUIRED STANDBY POWER (NEC 701)
  - "O" - OPTIONAL STANDBY POWER (NEC 702)

	PANELBOARD - DASHED OUTLINE DENOTES WORKING SPACE CLEARANCES.
	NORMAL POWER PANEL
	EMERGENCY (NEC BRANCH 700) POWER PANEL
	CRITICAL (NEC BRANCH 701 LEGALLY REQUIRED STANDBY) POWER PANEL
	STANDBY (NEC BRANCH 702 OPTIONAL STANDBY) POWER PANEL
	DRY TYPE ENERGY EFFICIENT TRANSFORMER PROVIDE PRIMARY AND/OR SECONDARY FUSED DISCONNECT AS REQUIRED COORDINATE CONCRETE HOUSE KEEPING PAD WITH STRUCTURAL CONTRACTOR
FSD J VAV	JUNCTION BOX 'FSD' DENOTES FIRE SMOKE DAMPER 'VAV' DENOTES VARIABLE AIR VOLUME DEVICE
	HARD-WIRED CONNECTION
	MOTOR
	FUSED DISCONNECT SWITCH
	NON-FUSED DISCONNECT SWITCH
	ENCLOSED CIRCUIT BREAKER SWITCH
VFD	VARIABLE FREQUENCY DRIVE WITH FUSE DISCONNECT SWITCH
	COMBINATION MOTOR STARTER
	MOTOR STARTER
M T	DISCONNECT SWITCH "M" DENOTES MANUAL MOTOR STARTER "T" DENOTES HEAVY DUTY TOGGLE SWITCH
	CIRCUIT HOMERUN - SHORT TICK MARKS INDICATES NUMBER OF HOT WIRES, LONG TICK MARK INDICATES NEUTRAL WIRE AND THE DOT INDICATES THE GROUND WIRE.

LIGHTNING PROTECTION

	AIR TERMINAL LOCATION
	CONNECTION
	GROUNDING CONNECTION TO TRIPOD GROUNDING RING WITH INSPECTION TEST WELL
	COUNTERPOISE LOOP BELOW GRADE. NO. LPC120 COPPER CABLE, U.L. LABELED, 29 ST., 17 GA., 192 LBS./1,000 FT., 59,450 CM. (2# AWG)
	NO. LPC120 COPPER CABLE, U.L. LABELED, 29 ST., 17 GA., 192 LBS./1,000 FT., 59,450 CM. (2# AWG)
	DOWN CONDUCTOR IN PVC CONDUIT
	GROUND CONNECTION TO BUILDING GROUNDING LOOP
	THRU-ROOF CABLE CONNECTION
	THRU-WALL LOCATION
	STEEL COLUMN GROUNDING CONNECTION TO TRIPOD GROUNDING RING WITH INSPECTION TEST WELL
	GROUND CONNECTION TO BUILDING SERVICE PANEL FROM HANDHOLE
	GROUND CONNECTION TO BUILDING STEEL WHERE REQUIRED

LIGHTING CONTROL DEVICES

SYMBOL	DESCRIPTION
$ 3 a	LINE VOLTAGE LIGHT SWITCH LOWER CASE LETTER DENOTES LIGHTING ZONE "3" DENOTES THREE WAY SWITCH
	CEILING MOUNTED PIR OCCUPANCY SENSOR
	CEILING MOUNTED ULTRASOUND OCCUPANCY SENSOR
	CEILING MOUNTED DUAL TECH. OCCUPANCY SENSOR
	PIR OCCUPANCY SENSOR SWITCH
	ULTRASOUND OCCUPANCY SENSOR SWITCH
	DUAL TECH. OCCUPANCY SENSOR SWITCH
	WALL MOUNTED PIR OCCUPANCY SENSOR
D	DAYLIGHT SENSOR SEE LIGHTING SPECIFICATION
	WALL MOUNTED PILOT LIGHT

ABBREVIATION	DESCRIPTION
a	LOWER CASE LETTER DENOTES LIGHTING ZONE
3	THREE WAY SWITCH
4	FOUR WAY SWITCH
D	LINE VOLTAGE DIMMER SWITCH
LD	LOW VOLTAGE DIMMER SWITCH
K	KEY OPERATED SWITCH
LV	LOW VOLTAGE SWITCH
SS	SCENE SET WALL STATION
O	OCCUPANCY SENSOR (AUTO ON/AUTO OFF)
V	VACANCY SENSOR (MANUAL ON/AUTO OFF)

ELECTRICAL ABBREVIATIONS

ABBREVIATION	DEFINITION
A	AMPERE
AF	AMPERE FRAME
A.F.F.	ABOVE FINISHED FLOOR
AHU	AIR HANDLING UNIT
AIC	AMPERE INTERRUPTING CAPACITY
AT	AMPERE TRIP
ATS	AUTOMATIC TRANSFER SWITCH
BKR	BREAKER
C	CONDUIT
CB	CIRCUIT BREAKER
CCTV	CLOSED CIRCUIT TELEVISION
COMM	COMMUNICATION
CKT	CIRCUIT
DIA	DIAMETER
DISC	DISCONNECT
DN	DOWN
EM	EMERGENCY
EC	EMPTY CONDUIT
EF	EXHAUST FAN
ELEC	ELECTRICAL
EMT	ELECTRICAL METAL TUBING
EX	EXISTING
ETR	EXISTING TO REMAIN
FBO	FURNISHED BY OTHER
FDR	FEEDER
FLEX	FLEXIBLE
FMC	FLEXIBLE METAL CONDUIT
FSD	FIRE SMOKE DAMPER
FT	FEET OR FOOT
GND	GROUND
GFCI	GROUND FAULT CIRCUIT INTERRUPTER
GSC	GALVANIZED STEEL CONDUIT
HP	HORSE POWER
HZ	HERTZ
IMC	INTERMEDIATE METAL CONDUIT
IG	ISOLATED GROUND
KAIC	KILO-AMPS INTERUPTING CAPACITY
KV	KILOVOLT
KVA	KILOVOLT AMPERE
KW	KILOWATT
LTG	LIGHTING
MCB	MAIN CIRCUIT BREAKER
MCM,KCML	THOUSAND CIRCULAR MILS
MD	MOTORIZED DAMPER
ML	MAGNETIC DOOR HOLDER
MLC	MOTOR LOGIC CONTROL
MLO	MAIN LUGS ONLY
MTD	MOUNTED
MTG	MOUNTING
MTS	MANUAL TRANSFER SWITCH
N	NORMAL
NEMA	NATIONAL ELECTRICAL MANUFACTURERS ASSOCIATION
NIC	NOT IN CONTRACT
NTS	NOT TO SCALE
PC	PERSONAL COMPUTER
PH.,Ø	PHASE
PNL	PANEL
PWR	POWER
RL	RELOCATED EXISTING DEVICE
REF	REFRIGERATOR
SCCR	SHORT CIRCUIT CURRENT RATING
SD	SMOKE DAMPER
SP	SMOKE PURGE
SS	STAINLESS STEEL
TYP	TYPICAL
TVSS	TRANSIENT VOLTAGE SURGE SUPPRESSOR
U/C	UNDERCOUNTER
UH	UNIT HEATER
U.O.N.	UNLESS OTHERWISE NOTED
V	VOLTAGE
VB	VIEWBOX
VFD	VARIABLE FREQUENCY DRIVE
W	WIRE
WOS	WITHOUT SUBSTITUTION
WP	WEATHERPROOF
WR	WEATHER-RESISTANT

Owner
Storm King Art Center
1 Museum Road
New Windsor, NY 12553
+1 (845) 534-3115

Design Architect
heneghan peng architects
14-16 Lord Edward Street
Dublin, D02 YC63, IE
+353 1 633 9000

Executive Architect
WXY Architecture + Urban Design
224 Centre Street, 5th Floor
New York, NY 10013
+1 (212) 219-1953

Landscape Architect
Gustafson Porter + Bowman
1 Cobham Mews
London, MW1 9SB, UK
+44 020 7284 8950

Reed Hilderbrand LLC
33 Whitney Avenue, 3rd Floor
New Haven, CT, US 06510
+1 (617) 923-2422

Structural & Lighting
ARUP
77 Water Street
New York, NY, US 10005
+1 (212) 896-3000

MEPF & IT
BuroHappold
100 Broadway #23
New York, NY, US 10005
+1 (212) 616-0228

Civil
VHB
100 Great Oaks Blvd., Suite 118
Albany, NY, US 12203
+1 (518) 389-3606

AV & Acoustics
LSTN Consultants
76 Beaver Street, 2nd Floor
New York, NY, US 10005
+1 (347) 788-0810

Facade
Front Inc.
100 E. Broadway Street, #501
New York, NY, US 10002
+1 (212) 242-2220

Key Plan

Description	Date
Filing Set	06/17/22

Project

Storm King Art Center

Welcome Pavilions

Seal

NOT FOR CONSTRUCTION

Drawing Title

Abbreviations, Symbols and Legends

Date	06/17/22
Scale	Not to Scale
Drawing Number	E-W-001
Sheet Size	ARCH D

A. CONTRACT PERFORMANCE

1. EXECUTE THE WORK IN THE BEST AND MOST THOROUGH MANNER AND TO THE SATISFACTION OF THE CONSULTING ENGINEER, WHO WILL JOINTLY INTERPRET THE MEANING OF THE DRAWINGS AND SPECIFICATIONS AND SHALL HAVE THE POWER TO REJECT ANY WORK AND MATERIALS, WHICH IN THEIR JUDGMENT ARE NOT IN FULL ACCORDANCE THEREWITH.

2. EXCEPT FOR CHANGES AS MAY BE SPECIFICALLY APPROVED BY THE CONSULTING ENGINEERS, IN ACCORDANCE WITH ALTERNATES OF OPTIONS STATED HEREINAFTER, ALL WORK MUST BE IN FULL ACCORDANCE WITH THE INTENT OF THE PLANS AND SPECIFICATIONS, COMPLETE IN EVERY WAY AND READY FOR SATISFACTORY AND EFFICIENT OPERATION WHEN DELIVERED TO THE OWNER.

3. WHERE DISAGREEMENTS OCCUR BETWEEN THE PLANS AND THE SPECIFICATIONS, OR WITHIN EITHER DOCUMENT ITSELF, THE ITEM OR ARRANGEMENT OF BETTER QUALITY, GREATER QUANTITY OR HIGHER COST SHALL BE INCLUDED IN THE BASE BID.

4. THE DRAWINGS SHOW THE VARIOUS CONDUIT AND PIPING SYSTEMS SCHEMATICALLY. CONTRACTOR SHALL FURNISH AND INSTALL ALL NECESSARY JUNCTION BOXES, PULL BOXES, SUPPORT AND ACCESSORIES TO MEET APPLICABLE CODES, BUILDING STANDARDS AND FULFILL CONTRACT DOCUMENTS. NO ADDED COMPENSATION WILL BE PERMITTED FOR VARIATIONS DUE TO FIELD CONDITIONS.

5. THE CONTRACTOR COVENANTS AND AGREES THAT THEY AND THEIR SUBCONTRACTORS AND THEY AND THEIR AGENTS, SERVANTS AND EMPLOYEES WILL PROVIDE AND MAINTAIN A SAFE PLACE TO WORK AND THAT THEY WILL COMPLY WITH ALL LAWS AND REGULATIONS OF ANY GOVERNMENTAL AUTHORITY HAVING JURISDICTION THEREOF AND THE CONTRACTOR AGREES TO INDEMNIFY, DEFEND AND HOLD HARMLESS THE CONSULTING ENGINEER, ARCHITECT AND OWNER FROM AND AGAINST ANY LIABILITY, LOSS, DAMAGE OR EXPENSE, INCLUDING ATTORNEY'S FEES ARISING FROM FAILURE OR ALLEGED FAILURE ON THE PART OF THE CONTRACTOR, THEIR SUBCONTRACTORS AND THEIR AGENTS, SERVANTS AND EMPLOYEES TO PROVIDE AND MAINTAIN A SAFE PLACE TO WORK OR TO COMPLY WITH ALL LAWS AND REGULATIONS OF ANY GOVERNMENTAL AUTHORITY HAVING JURISDICTION THEREOF.

6. THE CONTRACTOR AND EACH SUBCONTRACTOR COVENANTS AND AGREES TO INDEMNIFY, DEFEND AND HOLD HARMLESS THE CONSULTING ENGINEER, ARCHITECT AND OWNER FROM AND AGAINST ANY LIABILITY, LOSS, DAMAGE OR EXPENSE, INCLUDING ATTORNEY'S ARISING FROM A FAILURE OR ALLEGED FAILURE ON THE PART OF THE CONTRACTOR, THEIR SUBCONTRACTORS AND THEIR AGENTS, SERVANTS AND EMPLOYEES PROPERLY TO DISCHARGE THE OBLIGATIONS ASSUMED BY THEM IN THE PERFORMANCE OF THE WORK, INCLUDING ANY ACT OR OMISSION ALLEGEDLY RESULTING IN DEATH OR PERSONAL INJURY OR PROPERTY DAMAGE OR IMPROPER CONSTRUCTION, CONSTRUCTION TECHNIQUES OR THE USE OF IMPROPER OR INAPPROPRIATE MATERIAL OR TOOLS.

7. THE CONTRACTOR AGREES THAT ANY CONTROVERSY OR DISPUTE TO WHICH THE CONTRACTOR, THE ARCHITECT, AND THE CONSULTING ENGINEERS ARE PARTIES SHALL BE SUBMITTED TO ARBITRATION FOR DECISION IN ACCORDANCE WITH THE RULES OF SUCH ASSOCIATION FOR CONSTRUCTION INDUSTRY DISPUTES. ALL SUBCONTRACTORS LIKEWISE AGREE TO SUBMIT TO SUCH ARBITRATION ANY DISPUTE BETWEEN OR AMONG THEM, THE CONTRACTOR, THE ARCHITECT AND THE CONSULTING ENGINEERS, AND THE CONTRACTOR AGREES TO MAKE AVAILABLE TO THE CONSULTING ENGINEERS ON DEMAND SIGNED COPIES OF THE CONTRACT BETWEEN THE OWNER AND THE CONTRACTOR AND BETWEEN THE CONTRACTOR AND THEIR SUBCONTRACTORS. THE CONTRACTOR AND EACH SUBCONTRACTOR AGREE THAT BY SUBMITTING A BID WHICH IS ACCEPTED, THIS PARAGRAPH SHALL BE DEEMED A WRITTEN AGREEMENT TO SUBMIT ANY CONTROVERSY THEREAFTER ARISING ARBITRATION.

8. ALL WORK SHALL BE DONE IN CONFORMANCE WITH THE FOLLOWING STANDARDS:

A. THE NATIONAL ELECTRICAL CODE.
B. THE NEW YORK STATE BUILDING CODE.
C. THE REQUIREMENTS OF UNDERWRITERS' LABORATORIES INC.
D. AMERICAN NATIONAL STANDARD INSTITUTE
E. ILLUMINATING ENGINEERING SOCEITY
F. CERTIFIED BALLAST MANUFACTURERS
G. O.S.H.A. AND ALL AGENCIES HAVING JURISDICTION.
H. NEW YORK STATE ENERGY CONSERVATION CONSTRUCTION CODE. (NYSECCC)

9. OBTAIN ALL NECESSARY PERMITS AND APPROVAL FROM GOVERNING AUTHORITIES AND FILE ALL NECESSARY FORMS. PAY ALL INSPECTION FEES.

10. COORDINATE SCHEDULING OF ALL WORK TO BE PERFORMED WITH OWNER AND/OR THEIR AGENT AND INCLUDE ALL NECESSARY PREMIUM TIME REQUIRED FOR SHUTDOWNS, WORK IN OCCUPIED AREAS, ETC.

11. ALL AREAS ASSOCIATED WITH WORK TO BE PERFORMED SHALL BE EXAMINED PRIOR TO BID SUBMISSION. NO ADDITIONAL COMPENSATION SHALL BE MADE FOR CONDITIONS FOUND DURING INSTALLATION.

12. BEFORE COMMENCING WORK, EXAMINE ALL ADJOINING WORK ON WHICH THIS WORK IS IN ANY WAY DEPENDENT FOR PERFECT WORKMANSHIP ACCORDING TO THE INTENT OF THIS SPECIFICATION, AND REPORT TO THE CONSTRUCTION MANAGER ANY CONDITION WHICH PREVENTS PERFORMANCE OF FIRST-CLASS WORK. NO "WAIVER OF RESPONSIBILITY" FOR INCOMPLETE, INADEQUATE OR DEFECTIVE ADJOINING WORK WILL BE CONSIDERED UNLESS NOTICE HAS BEEN FILED BEFORE SUBMITTAL OF A PROPOSAL.

13. COORDINATE ALL WORK WITH OTHER TRADES TO INSURE INSTALLATION IS MADE IN ACCORDANCE WITH THE CONTRACT DOCUMENTS.

14. FURNISH ADEQUATE LIABILITY INSURANCE AND BONDING AS REQUIRED BY OWNER.

15. INCLUDE ALL LABOR, MATERIALS, AND APPURTENANCES REQUIRED FOR THE FURNISHING, INSTALLING AND TESTING OF ALL WORK. COMPLETE AND MAKE READY FOR OPERATION IN A MANNER SATISFACTORY TO THE ARCHITECT AND CONSULTING ENGINEER, ALL WORK SHOWN ON DRAWINGS AND SPECIFIED HEREIN.

16. ALL WORK SHALL BE GUARANTEED FOR TWO (2) FULL YEARS FROM THE DATE WHEN THE OWNER HAS ISSUED A "CERTIFICATE OF SUBSTANTIAL COMPLETION".

INSTALLATION PROCEDURE

1. THIS CONTRACTOR'S WORK SHALL INCLUDE, BUT NOT BE LIMITED TO THE FOLLOWING: FURNISHING AND INSTALLATION OF ALL ELECTRICAL WORK, INCLUDING ELECTRICAL AND COMMUNICATIONS OUTLETS IN WALLS AND FLOOR, LIGHTING FIXTURES WITH LAMPS, SWITCHES, DIMMERS, EMERGENCY BATTERY UNITS, ETC., AND ASSOCIATED BRANCH CIRCUIT WIRING, DISCONNECT SWITCHES, SPECIAL RECEPTACLES, ETC. ALL SPECIAL EQUIPMENT, SUCH AS FANS, AIR CONDITIONING UNITS, COPIERS, ETC. WILL BE FURNISHED BY OTHERS (U.O.N.). WHERE EQUIPMENT REQUIRES PERMANENT CONNECTIONS, THESE CONNECTIONS SHALL BE PROVIDED WITH APPROPRIATE DISCONNECTING MEANS.

2. ELECTRICAL CONTRACTOR SHALL COORDINATE ALL WORK SHOWN ON DRAWINGS WITH OTHER TRADES TO ASSURE THAT ALL SYSTEMS ARE COMPLETE AND OPERATIONAL. THIS CONTRACTOR SHALL COORDINATE ALL EQUIPMENT LOCATIONS AND CONDUIT RUNS SUPPLIED AND/OR INSTALLED UNDER THIS SECTION TO AVOID CONFLICTS OR OBSTRUCTIONS TO OTHER TRADES. THIS CONTRACTOR SHALL PROVIDE ALL NECESSARY PULL BOXES, VERTICAL SUPPORT BOXES, AND CONDUIT OFFSETS REQUIRED TO ACCOMPLISH THE ABOVE NOTED COORDINATION AT NO ADDITIONAL COST TO THE OWNER, WHETHER OR NOT INDICATED ON PLANS. ALL VERTICAL SUPPORT BOXES, PULL BOXES, ETC. SHALL BE INSTALLED WHERE REQUIRED TO FACILITATE PULLS AND AT CODE REQUIRED INTERVALS, AT A MINIMUM.

3. CONDUIT RUNS INDICATED ON PLAN ARE FOR REFERENCE ONLY. EXACT LOCATIONS AND ELEVATION SHALL BE DETERMINED AFTER COORDINATION WITH OTHER TRADES. THIS CONTRACTOR SHALL SUPPLY, AS PART OF THEIR SHOP DRAWING SUBMISSION, THE EXACT LOCATION OF ALL CEILING MOUNTED EQUIPMENT AND CONDUIT RUNS INCLUDING PROPOSED LOCATIONS AND MEANS OF SUPPORT AS WELL AS THE EXPECTED LOAD CONCENTRATION AT THE POINTS OF ATTACHMENT. THE ABOVE NOTED INFORMATION SHALL BE REVIEWED BY THE STRUCTURAL ENGINEER BEFORE ANY WORK IS TO COMMENCE.

4. FURNISH AND INSTALL ALL NECESSARY CABLE SUPPORT BOXES, PULL BOXES AND CONDUIT SUPPORTS, WHERE NOTED AND AS REQUIRED BY APPLICABLE CODES. ALL LOW TENSION (COMMUNICATIONS, SECURITY, A/V, ETC.) CONDUIT, FIRE ALARM CONDUIT, ETC., WHICH HAVE RUNS IN EXCESS OF 100 FEET IN LENGTH AND/OR CONTAINING BENDS IN EXCESS OF 180 DEGREES SHALL BE PROVIDED WITH A PULLBOX. ALL PULLBOXES SHALL BE LABELED FOR THEIR INTENDED USE. DECALS SHALL BE PROVIDED TO INDICATE VOLTAGE LEVEL. FIRE ALARM SYSTEM BOXES SHALL BE PAINTED RED, AND ALL WIRE AND CABLE PROVIDED UNDER THIS SECTION SHALL BE TAGGED (WITH FEEDER OR BRANCH CIRCUIT DESIGNATION) AT ALL BOXES. WHERE CONDUIT BENDS ARE REQUIRED IN COMMUNICATIONS RACEWAY SYSTEMS, THE RADIUS OF THE RACEWAY BEND SHALL NOT BE LESS THAN TEN TIMES THE DIAMETER OF THE RACEWAY. PULL BOXES FOR COMMUNICATION RACEWAYS WILL BE PROVIDED IN STRAIGHT PULLS ONLY. LABEL EACH RACEWAY (PER TECHNOLOGY DEPT. REQUIREMENTS) EVERY 50 FEET HORIZONTALLY AND ON EACH FLOOR VERTICALLY. SUBMIT LABELING SYSTEM FOR REVIEW.

5. SURVEY EXISTING SPACE, CLOSETS AND PANELBOARDS TO VERIFY SUITABILITY OF INSTALLATION DESIGN INDICATED. ANY MODIFICATIONS NECESSARY TO COMPLY WITH THE DESIGN INTENT SHALL BE INCLUDED IN BID SUBMITTED AND SHALL BE HIGHLIGHTED SO THAT CONSIDERATION TO SAME IS GIVEN DURING BID EVALUATION. INCLUDED IN THIS REQUIREMENT, SHALL BE THE EVALUATION OF THE AVAILABILITY OF BRANCH CIRCUIT CAPACITY TO ACCOMMODATE THE NUMBER OF BRANCH CIRCUITS REQUIRED ON THE DESIGN DOCUMENTS. REROUTING OF CIRCUITS TO ALTERNATE PANELS WITHIN THE SAME CLOSET OR AREA, SHALL BE INCLUDED IN BID PROPOSAL. CIRCUIT NUMBERS INDICATED ARE FOR REFERENCE ONLY.

6. UNLESS SPECIFICALLY APPROVED, NO WIRES SHALL BE PULLED IN UNTIL THE CONDUIT SYSTEM IS COMPLETED. NO GREASE OR OIL SHALL BE USED TO FACILITATE THE PULLING OF WIRES; ONLY APPROVED PULLING COMPOUND SHALL BE USED. ALL WIRES SHALL BE CONTINUOUS BETWEEN OUTLET AND OUTLET, OR FROM PANELBOARD TO THE FIRST OUTLET. JOINTS THAT BECOME NECESSARY IN CIRCUIT WORK AT THE OUTLETS SHALL BE MADE WITH APPROVED PRESSURE CONNECTORS. ALL JOINTS SHALL BE COVERED WITH AN INSULATION EQUAL TO THAT ON THE CONDUCTORS. APPROVED PRESSURE CONNECTORS, IDEAL WINGNUTS, SCOTCH-LOCK, BUCHANAN, OR AS APPROVED, SHALL BE USED.

7. EXACT LOCATIONS AND MOUNTING HEIGHTS OF ALL LIGHTING FIXTURES, SWITCHES, WALL OUTLETS, ETC., SHALL BE IN ACCORDANCE WITH ARCHITECTURAL DRAWINGS. ANY DEVICE OR OUTLET WHICH IS SHOWN ON THE ARCHITECTURAL DRAWINGS AS EXISTING TO REMAIN, WHICH IS NOT SHOWN ON THE ELECTRICAL DRAWINGS, SHALL BE LEFT AS EXISTING AND RELOCATED TO A HEIGHT AS INDICATED ON THE ARCHITECTURAL DRAWINGS.

8. NO ELECTRICAL CONNECTIONS SHALL BE MADE TO, OR WORK PERFORMED ON, ENERGIZED EQUIPMENT.

9. FINAL CONNECTIONS TO EQUIPMENT SHALL BE MADE ACCORDING TO VENDOR APPROVED SHOP DRAWINGS.

10. VERIFY ELECTRICAL REQUIREMENTS OF ALL EXISTING AND NEW EQUIPMENT TO BE USED. ALL SPECIAL PURPOSE OUTLETS INDICATED ON PLAN SHALL BE VERIFIED WITH EQUIPMENT MANUFACTURER PRIOR TO INSTALLATION, TO ENSURE PROPER WIRING AND COMPATIBILITY WITH ATTACHMENT PLUGS OR JUNCTION BOXES THAT MAY BE FURNISHED AS AN INTEGRAL PART OF THE EQUIPMENT.

11. COORDINATE ALL LOCATIONS AND HEIGHTS OF STUB-UPS AND OUTLETS IN FIELD WITH VENDORS AND/OR FURNITURE MANUFACTURERS' APPROVED SHOP DRAWINGS. ALL RECEPTACLES ARE TO BE ACCESSIBLE.

13. ELECTRICAL CONTRACTOR SHALL VERIFY AVAILABILITY OF EXISTING CIRCUIT BREAKERS AFTER DEMOLITION OF EXISTING CONDITIONS TO MEET NEW REQUIREMENTS, AND REPORT ANY RESULTING DISCREPANCIES TO THE ARCHITECT AND CONSULTING ENGINEER IMMEDIATELY PRIOR TO PROCEEDING WITH WORK.

14. ALL RECEPTACLES SHALL BE ACCESSIBLE BELOW COUNTERS OR BEHIND EQUIPMENT. CONTRACTOR SHALL COORDINATE EXACT LOCATION OF EQUIPMENT RECEPTACLES WITH EQUIPMENT MANUFACTURER'S REQUIREMENTS AND THE LOCAL INSPECTOR.

15. ELECTRICAL CONTRACTOR SHALL PROVIDE DISCONNECTS FOR ALL EQUIPMENT PER CODE AND SHALL COORDINATE ALL DISCONNECT SWITCH REQUIREMENTS AND LOCATIONS WITH THE ELECTRICAL INSPECTOR, VENDORS APPROVED SHOP DRAWING AND FINAL EQUIPMENT LOCATIONS.

16. ELECTRICAL CONTRACTOR SHALL VERIFY PHASE LOAD BALANCING ON POWER PANELS UPON COMPLETION OF THE ELECTRICAL INSTALLATION. INCLUDE RE-DISTRIBUTION OF CIRCUITS WITHIN PANELS TO BALANCE WITHIN A 10% WINDOW (±5%).

17. ALL CONDUIT AND CABLE "HOMERUNS" SHALL CONSIST OF A SINGLE CIRCUIT PER CONDUIT FOR FEEDERS SERVED BY AN OVERCURRENT PROTECTIVE (OCP) DEVICE IN EXCESS OF 20 AMPERES, SINGLE POLE. WHERE WIRE AND CONDUIT BRANCH CIRCUITS SHARE A CONDUIT HOMERUN, (OCP LESS THAN OR EQUAL TO 20 AMPERES SINGLE POLE) THERE SHALL BE A MAXIMUM OF SIX CIRCUITS COMBINED IN A RACEWAY TO THE PANELBOARD, UNLESS OTHERWISE NOTED. ALL CONDUCTORS SHALL BE DERATED PER NATIONAL ELECTRICAL CODE (LATEST VERSION). COMBINING OF MULTIPLE HOMERUNS (MORE THAN SIX) IN A SINGLE CONDUIT SHALL NOT BE PERMITTED.

18. ALL CONDUIT SHOWN FOR INDOOR WORK SHALL BE EMT (3/4" MINIMUM) WITH SET-SCREW TYPE COUPLINGS UNLESS OTHERWISE NOTED OR PERMITTED BY THE BUILDING RULES AND REGULATIONS.

19. PROVIDE IMC CONDUIT WITH THREADED COUPLINGS WHERE REQUIRED BY CODE.

20. TYPE MC CABLE MAY BE UTILIZED FOR BRANCH LIGHTING AND RECEPTACLE CIRCUITRY, WHERE PERMITTED BY CODE AND PROVIDED THAT:
a. T IS IN ACCORDANCE WITH THE BUILDING RULES AND REGULATIONS.
b. CONTAINS AN INSULATED GROUND WIRE.
c. CONDUIT IS RUN TO THE FIRST DEVICE DOWN-LINE OF THE PANEL (I.E. RECEPTACLE, LIGHT FIXTURE, ETC.).

SPLICE BOXES MOUNTED ADJACENT TO THE ELECTRICAL CLOSET SHALL NOT BE PERMITTED TO CONVERT FROM A CONDUIT HOMERUN TO TYPE MC CABLE.

21. INCLUDE ALL LABOR, MATERIALS, AND APPLICATIONS REQUIRED FOR THE FURNISHING, INSTALLING AND TESTING OF ALL WORK SHOWN ON THE DRAWINGS AND SPECIFIED HEREIN, IN A MANNER SATISFACTORY TO THE ARCHITECT.

22. ELECTRICAL CONTRACTOR SHALL BE RESPONSIBLE FOR DETERMINING EXISTING CIRCUITRY ORIGIN, DISTRIBUTION AND REVISING EXISTING CIRCUITRY TO COMPLY WITH NEW CIRCUITRY AS INDICATED ON PLANS.

23. ALL WORK AND/OR EQUIPMENT INSTALLED OUTDOORS SHALL BE APPROVED FOR USE IN WET LOCATIONS.

24. ALL WORK AND/OR EQUIPMENT IN MER'S SHALL BE SUITABLE FOR DAMP LOCATIONS.

25. WHERE CONDUITS, CABLE TRAY OR OTHER ELECTRICAL EQUIPMENT PENETRATE FIRE OR SMOKE RATED WALLS, PARTITIONS, FLOOR SLABS, ETC., THE SPACE BETWEEN THE SLEEVE OR CUTOUT AND THE ELECTRICAL EQUIPMENT SHALL BE CAULKED WITH A UL LISTED, INTUMESCENT TYPE, APPROVED FIRESTOP SYSTEM. SPACE BETWEEN THE SLEEVE OR CUTOUT AND THE ELECTRICAL EQUIPMENT SHALL BE SIZED IN ACCORDANCE WITH THE MANUFACTURER'S REQUIREMENTS FOR CONDUIT SIZE AND DAMMING MATERIAL THICKNESS FOR THE TYPE OF RATED CONSTRUCTION FOR WHICH THE SYSTEM IS TO BE USED. THE FIRESTOP SYSTEM SHALL BE AS MANUFACTURED BY 3M FIRE PROTECTION PRODUCTS OR AS APPROVED. SEE ARCHITECTURAL DRAWINGS FOR FIRE RATING OF WALLS AND FLOORS.

26. WHERE WORK IS ONGOING IN ELECTRICAL PANELS THE COVERS ARE NOT TO BE LEFT OFF UNLESS WORK IS CURRENTLY BEING PERFORMED ON THE PANEL. COVERS SHALL BE REPLACED EACH NIGHT AT THE END OF SHIFT.

27. TEMPORARY POWER FROM EXISTING PANELS FOR LIGHTS, DRILLS, WELDING EQUIPMENT, ETC., SHALL BE LABELED ON THE PANEL AND PRE-APPROVED BY BUILDING OWNER/MANAGER 48 HOURS PRIOR TO INSTALLATION.

C. ARCHITECT'S AND/OR ENGINEER'S REVIEW

1. SUBMIT SHOP DRAWINGS FOR REVIEW PRIOR TO THE START OF ANY WORK. ANY WORK OR EQUIPMENT INSTALLED PRIOR TO REVIEW OF SHOP DRAWINGS AND FOUND TO BE UNACCEPTABLE SHALL BE REMOVED AND MODIFIED AT THE CONTRACTOR'S SOLE EXPENSE INCLUDING ANY RESULTANT SCHEDULING DELAYS EXPERIENCED BY ANY TRADE.

2. THE ARCHITECT AND/OR ENGINEER WILL REVIEW SHOP DRAWINGS AND SAMPLES FOR CONFORMANCE WITH THE DESIGN CONCEPT OF THE PROJECT AND THE INFORMATION CONTAINED IN THE CONTRACT DOCUMENTS. THE ARCHITECT'S AND/OR ENGINEER'S REVIEW OF SHOP DRAWINGS AND SAMPLES IS ONLY FOR THE CONVENIENCE OF THE OWNER IN FOLLOWING THE WORK AND DOES NOT RELIEVE THE CONTRACTOR OF RESPONSIBILITY FOR DEVIATIONS FROM THE REQUIREMENTS OF THE CONTRACT DOCUMENTS. THE ARCHITECT'S AND/OR ENGINEER'S REVIEW SHALL NOT BE CONSTRUED AS A COMPLETE OR DETAILED CHECK OF THE WORK SUBMITTED, NOR SHALL IT RELIEVE THE CONTRACTOR OF RESPONSIBILITY FOR ERRORS OF ANY SORT IN THE SHOP DRAWINGS AND SAMPLES, OR FROM THE NECESSITY OF FURNISHING ANY WORK REQUIRED BY THE CONTRACT DOCUMENTS WHICH MAY HAVE BEEN OMITTED FROM SHOP DRAWING SUBMITTALS.

3. THE REVIEW OF A SEPARATE ITEM SHALL NOT INDICATE REVIEW OF THE COMPLETE ASSEMBLY IN WHICH IT FUNCTIONS. NOTHING IN THE ARCHITECT'S AND/OR ENGINEER'S REVIEW OF SHOP DRAWINGS AND SAMPLES SHALL BE CONSIDERED AS AUTHORIZING:
a. A DEPARTURE FROM CONTRACT DOCUMENTS OR SPECIFICATIONS, OR,
b. ADDITIONAL COST TO THE OWNER, OR,
c. INCREASED TIME FOR COMPLETION OF THE WORK.

4. NO PART OF THE WORK SHALL BE STARTED IN THE SHOP OR IN THE FIELD UNTIL THE ARCHITECT AND/OR ENGINEER HAS REVIEWED THE SHOP DRAWINGS AND SAMPLES FOR THAT PORTION OF THE WORK. THEREAFTER, THE WORK SHALL BE EXECUTED IN ACCORDANCE WITH THE CONTRACT DOCUMENTS AND THE INDICATED STATUS OF THE REVIEWED SHOP DRAWING.

5. SAMPLES SHALL BE SUBMITTED FOR REVIEW WHEN REQUESTED BY THE ARCHITECT AND/OR ENGINEER.

6. TWO WEEKS AFTER AWARD OF CONTRACT SUBMIT A SHOP DRAWING LOG FOR REVIEW WITH SUBMITTAL DATES AND SUBMITTAL TYPE.

7. PROVIDE OPERATIONS AND MAINTENANCE MANUALS FOR ALL EQUIPMENT AND MATERIALS.

D. RECORD DRAWINGS

1. PREPARE AND FURNISH TO OWNER "AS BUILT" PLANS FOR ALL WORK INSTALLED. PROVIDE CAD DRAWINGS AND CAD FILES ON A COMPACT DISC COMPLETED IN THE LATEST VERSION OF AUTOCAD. ALL DRAWINGS SHALL BE IN A STYLE COMMENSURATE WITH THE ENGINEERING DESIGN. THE ENGINEERING DESIGN CAD DRAWINGS OR BACKGROUNDS WILL BE FURNISHED FOR USE TO THIS CONTRACTOR FOR THE PURPOSE OF THIS SUBMISSION (SUBMIT A CAD INDEMNIFICATION AGREEMENT).

2. DURING CONSTRUCTION, KEEP AN ACCURATE RECORD OF ALL DEVIATIONS BETWEEN THE WORK AS SHOWN ON DRAWINGS AND THAT WHICH IS ACTUALLY INSTALLED. THIS RECORD SET OF PRINTS SHALL BE KEPT AT JOB SITE FOR INSPECTION.

3. UPON COMPLETION OF THE INSTALLATION. SUBMIT ONE SET OF BLACK AND WHITE PRINTS OF THESE "AS-BUILT" RECORD DRAWINGS TO THE CONSULTING ENGINEER FOR REVIEW. AFTER REVIEW BY THE CONSULTING ENGINEER, MAKE NECESSARY CHANGES TO THESE PRINTS AND THEN DELIVER THEM TO THE OWNER FOR RECORD. FINAL PAYMENT WILL BE WITHHELD UNTIL COMPLETION OF "AS-BUILT" DRAWINGS.

4. AS-BUILT DRAWINGS SHALL CONTAIN EXACT ROUTING AND ELEVATIONS OF ALL CONDUIT BANKS, ACTUAL PANELBOARD CIRCUIT BREAKER POLE POSITIONS USED FOR EACH CIRCUIT, AND EXACT LOCATION OF ALL EQUIPMENT. ALL DIMENSIONS SHALL BE REFERENCED TO BUILDING STRUCTURE CENTERLINES.

E. EQUIPMENT SPECIFICATIONS

1. ALL EQUIPMENT AND MATERIALS SHALL BE NEW, UL LISTED AND SHALL CONFORM TO ANY ADDITIONAL LABELING, TESTING AND CONSTRUCTION REQUIREMENTS ESTABLISHED BY THE GOVERNING AUTHORITIES. SAME SHALL BE GUARANTEED FOR 1 YEAR SUBSEQUENT TO FINAL ACCEPTANCE.

2. ALL EQUIPMENT (ELECTRICAL AND MECHANICAL) SHALL BE SPECIFIED TO HAVE VOLTAGE RATINGS COMPATIBLE WITH THE PROVISIONS OF ANSI C84.

3. ALL LOW TENSION CONDUIT FOR DATA, TELEPHONE, SECURITY, A/V, TELEVISION, ETC., SHALL BE 1" MINIMUM EMT OR ALUMINUM U.O.N. TERMINATE WITH BUSHED OPENING IN HUNG CEILING OR UNDER RAISED FLOOR. EMPTY FLEXIBLE CONDUIT SHALL NOT BE PERMITTED FOR LOW TENSION CABLING UNLESS WRITTEN APPROVAL IS OBTAINED FROM THE ARCHITECT AND ENGINEER. ALL LOW TENSION EMPTY CONDUIT SHALL BE PROVIDED WITH TRU-MEASURE TYPE DRAG LINES FOR FUTURE CABLE INSTALLATION.

4. ALL WALL MOUNTED TELEPHONE AND COMMUNICATIONS OUTLETS SHALL HAVE THE EMPTY CONDUIT STUBBED AND BUSHED INTO AN ACCESSIBLE AREA IN THE HUNG CEILING OR RAISED FLOOR. (NOTE: ACCESSIBLE AREA MAY BE OUTSIDE THE ROOM/AREA IF AN INACCESSIBLE CEILING IS UTILIZED.)

5. INTERMEDIATE METAL CONDUIT SHALL BE USED WHERE SUBJECTED TO ANY WATER OR MOISTURE CONDITIONS, OR WHERE BURIED IN SLAB.

6. PROVIDE CONDUIT EXPANSION FITTINGS TOGETHER WITH BONDING JUMPER AND SUITABLE SLEEVES WHERE REQUIRED. CONDUIT EXPANSION FITTING SHALL BE INSTALLED IN EACH CONDUIT RUN WHEREVER IT CROSSES AN EXPANSION JOINT IN THE STRUCTURE. THE EXPANSION FITTING SHALL BE INSTALLED ON ONE SIDE OF THE JOINT WITH ITS SLIDING SLEEVE END FLUSH WITH THE JOINT AND WITH A LENGTH OF BONDING JUMPER IN THE EXPANSION JOINT EQUAL TO AT LEAST THREE TIMES THE NORMAL WIDTH OF THE JOINT.

7. ALL 20A, SINGLE POLE, 120 VOLT OR 208 VOLT BRANCH CIRCUIT RUNS IN EXCESS OF 100 FEET FROM THE PANEL TO THE DEVICE SHALL BE PROVIDED WITH #10 MINIMUM AWG WIRE FOR ITS ENTIRE LENGTH.

8. JUNCTION OR PULL BOXES SHALL BE FURNISHED AND INSTALLED WHERE INDICATED ON PLANS AND WHEREVER ELSE SUCH A BOX MAY BE NECESSARY TO FACILITATE INSTALLATION OR CONFORM TO CODE REQUIREMENTS. COORDINATE LOCATIONS OF SAME WITH ARCHITECT FOR ACCESSIBILITY AND AESTHETIC CONSIDERATIONS. GENERALLY, JUNCTION BOXES AND PULL BOXES SHALL BE INSTALLED EVERY 100 FEET IN CONDUIT HORIZONTAL RUNS AND SHALL NOT BE EXPOSED IN FINISHED SPACES. ALL CABLES WITHIN PULL BOXES SHALL BE PROPERLY TAGGED FOR IDENTIFICATION. LABEL ALL CONDUITS WITH FEEDER DESIGNATION, AT ENTRY AND EXIT TO THE BOX.

9. PROVIDE A #10 AWG NEUTRAL FOR ALL 20A CIRCUITS WHERE EITHER TWO OR THREE PHASES SHARE A SINGLE CONDUCTOR NEUTRAL.

10. PROVIDE WIRE TROUGHS WHERE A RACEWAY IS REQUIRED TO ACCESS THE FLOOR SYSTEM.

11. INSULATING BUSHINGS OR INSULATING THROATS SHALL BE INSTALLED ON ALL FITTINGS.

12. COORDINATE WITH PUBLIC ADDRESS SYSTEM VENDOR FOR EMERGENCY CONTROL PANEL REQUIREMENTS.

13. ANY VFDS SHALL HAVE LINE AND LOAD SIDE POWER FILTERING.

F. LIGHTING FIXTURES

1. ALL FLUORESCENT LIGHT FIXTURES SHALL BE PROVIDED WITH HIGH POWER FACTOR, HIGH FREQUENCY ELECTRONIC BALLASTS. BALLASTS SHALL BE UL LISTED, CLASS P, SOUND RATED A.

2. ALL LIGHTING FIXTURES SHALL BE CONNECTED USING MAXIMUM 6 FOOT LENGTH OF FLEXIBLE METAL CONDUIT FROM ACCESSIBLE CEILING OUTLET BOX USING LOCK NUT TYPE FITTINGS WITH GROUNDING AS REQUIRED BY GOVERNING CODES. PROVIDE #12 GROUND WIRE.

3. ALL EMERGENCY LIGHTING FIXTURES SHALL CONTAIN AN INTEGRAL EMERGENCY BATTERY UNIT, CONSISTING OF NICKEL-CADMIUM BATTERY AND AN AUTOMATIC SOLID STATE CHARGER WITH VISIBLE CHARGING LED. UNIT SHALL ILLUMINATE (1) ONE LAMP PER FIXTURE AT A NORMAL LAMP LUMEN OUTPUT OF 30 PERCENT MINIMUM RATED LUMEN OUTPUT FOR MINIMUM 90 MINUTES. EMERGENCY BATTERY UNIT SHALL BE AS MANUFACTURED BY LIGHT ALARMS ELECTRONICS CORP., EMERGI-LITE OR DUAL-LITE.

4. ALL EXIT SIGNS SHALL BE PROVIDED WITH AN EMERGENCY BATTERY BALLAST WITH 90 MINUTES (MIN.) OF BATTERY LIFE. BATTERY BALLAST SHALL BE SPECIFIC TO EXIT SIGN MANUFACTURER.

5. WHERE LIGHT FIXTURES ARE DENOTED AS EMERGENCY LIGHTS TO BE SWITCHED, A HOT LEG SHALL BE BROUGHT TO THE EMERGENCY BATTERY BALLAST TO SIGNAL AND CHARGE THE BATTERY BALLAST, WHETHER THE SWITCH LEG IS "ON" OR "OFF". THEREFORE, THE FIXTURE SHALL BE SWITCHABLE. EMERGENCY BATTERY BALLAST SHALL BE BODINE TYPE B50 FOR ALL 2'x4' FLUORESCENT FIXTURES AND BODINE TYPE B94 FOR ALL COMPACT FLUORESCENT DOWNLIGHTS.

6. BRANCH CIRCUITS SHALL IN ALL CASES CONTAIN THE NECESSARY NUMBER OF WIRES TO AFFORD THE SWITCH CONTROL INDICATED. ALL LIGHTING CIRCUITS WHICH ARE CONTROLLED BY DIMMERS SHALL NOT SHARE A NEUTRAL WITH ANOTHER CIRCUIT, BUT SHALL HAVE A SEPARATE NEUTRAL CONDUCTOR TO THE PANEL, WHETHER OR NOT INDICATED ON PLAN. EACH DIMMER SHALL BE SEPARATELY GANGED (FULLY ENCLOSED).

7. ALL LIGHT FIXTURES SHALL BE SPECIFIED ON THE ELECTRICAL AND/OR ARCHITECTURAL DOCUMENTS. IT SHALL BE THIS CONTRACTORS RESPONSIBILITY TO OBTAIN THE EXACT FIXTURE SPECIFICATIONS FOR THE PROJECT PRIOR TO THE SUBMISSION OF BID. REGARDLESS OF WHERE THE FIXTURE, LAMPS AND BALLASTS ARE SPECIFIED, THIS CONTRACTOR SHALL INCLUDE HIGH POWER FACTOR/ENERGY EFFICIENT BALLASTS AND HIGH EFFICIENCY LAMPS WHICH MEET OR EXCEED THE REQUIREMENTS OF THE NEW YORK STATE CONSERVATION CONSTRUCTION CODE AND ANY CURRENT REBATE REQUIREMENTS FOR CON EDISON, NYSERDA, ETC. FOR ALL FIXTURE TYPES.

8. THIS CONTRACTOR SHALL BE RESPONSIBLE FOR COMPLETING AND FILING ALL LIGHTING REBATE FORMS, ON BEHALF OF THE CLIENT, AND IN COORDINATION WITH THE ENGINEER AND ARCHITECT, REQUIRED FOR A REBATE WITH THE GOVERNING AUTHORITY AND/OR UTILITY AS REQUIRED PRIOR TO THE PURCHASE OF FIXTURES IN ORDER TO ACHIEVE THE MAXIMUM REBATE AMOUNT. THIS CONTRACTOR SHALL ALSO INCLUDE FILING FOR MOTION/OCCUPANCY SENSORS, TIMECLOCKS, ETC. AS PART OF THE REBATE PROCESS WHERE APPLICABLE.

9. ALL FIXTURES DENOTED AS NIGHTLIGHTS SHALL BE FED WITH AN UNSWITCHED HOT LEG. ALL LIGHTING CIRCUITS SHOWN TO BE ROUTED VIA A LIGHTING CONTACTOR OR TIMECLOCK AND RELAY COMBINATION SHALL HAVE THE HOT LEG TAPPED AHEAD OF THE RELAY CONTACT IN ORDER TO FEED NIGHTLIGHTS, EMERGENCY BATTERY UNITS AND OCCUPANCY SENSORS SO THAT THE RELAY CONTACT DOES NOT AFFECT THE CIRCUIT LEG TO THESE DEVICES.

G. SLEEVES

1. PROVIDE SLEEVES FOR ALL CONDUIT PASSING THROUGH FLOORS, WALLS, PARTITIONS AND ROOFS. SLEEVED ASSEMBLIES SHALL BE APPROVED FOR INTENDED USE FOR ALL WATERPROOF INSTALLATIONS (ROOF, FOUNDATION WALL, ETC.). PROVIDE OZ GEDNEY ASSEMBLIES, OR AS REVIEWED.

2. PROVIDE SLEEVES WITH AN I.D. AT LEAST 1/2 INCH GREATER THAN OUTSIDE OF CONDUIT SERVED.

3. WHERE PLENUM CABLING PENETRATES FIRE OR SMOKE RATED WALLS, PARTITIONS, FLOOR SLAB, ETC., PROVIDE SLEEVES (AS DESCRIBED HEREINBEFORE) THROUGH RATED CONSTRUCTION. ALL CABLING SHALL BE RUN THROUGH THESE SLEEVES. SLEEVES SHALL BE LOCATED AS REQUIRED AND SHALL BE FILLED WITH A UL LISTED, INTUMESCENT TYPE, APPROVED FIRESTOP SYSTEM. QUANTITY OF CABLES, CONFIGURATIONS OF CABLES, ETC., SHALL BE IN ACCORDANCE WITH THE MANUFACTURER'S REQUIREMENTS FOR THE TYPE OF RATED CONSTRUCTION FOR WHICH THE SYSTEM IS TO BE USED. THE FIRESTOP SYSTEMS SHALL BE AS MANUFACTURED BY 3M FIRE PROTECTION PRODUCTS, SPEC SEAL FIRE STOP PRODUCTS OR AS APPROVED. SEE ARCHITECTURAL DRAWINGS FOR FIRE RATINGS OF WALLS AND FLOORS.

H. PANELBOARDS

1. ALL PANELBOARDS SHALL BE OF THE ENCLOSED TYPE, FLUSH OR SURFACE MOUNTED, AS REQUIRED, IN CODE GAUGE STEEL CABINETS, WITH STEEL TRIM, CONCEALED HINGES, DOORS AND FLUSH TYPE LOCKS, ALL KEYED ALIKE. PROVIDE DUAL CONCEALED HINGED DOORS (DOOR-IN-DOOR CONSTRUCTION) WITH TWO KEYED LATCHES, AND WITHOUT BOLTS OR SCREWS ON THE NON-HINGED SIDE OF THE DOOR. PROVIDE FLUSH DOORS WHERE INDICATED ON DOCUMENTS (SEE ARCHITECTURAL DRAWINGS.)

2. ALL BUSES, INCLUDING NEUTRAL, SHALL BE ELECTRICAL GRADE HARD- DRAWN COPPER AND SIZED IN CONFORMANCE WITH NEMA STANDARDS. BUSES SHALL BE ARRANGED FOR SEQUENCE PHASING AND LOADS SHALL BE BALANCED AS EQUALLY AS POSSIBLE AMONGST THE THREE PHASES.

3. PANELBOARDS SHALL BE EQUIPPED WITH QUICK-MAKE, QUICK-BREAK FUSED SWITCHES OR BOLT-ON MOLDED CASE CIRCUIT BREAKERS, OF VOLTAGE REQUIRED, AND OF SIZE AND NUMBER OF POLES INDICATED ON THE SCHEDULES.

4. A TYPE WRITTEN DIRECTORY OF 5 INCHES x 8 INCHES WITH METAL FRAME AND LEXAN FACE SHALL BE PROVIDED ON THE INSIDE OF THE DOOR OF EACH CABINET, INDICATING THE LOAD SERVED BY EACH CIRCUIT. UTILIZE ARCHITECTURAL DRAWINGS TO INDICATE ROOM NAMES AND NUMBERS OF ALL EQUIPMENT SERVED.

5. POWER, LIGHTING AND UTILITY PANELS FOR 120/208 VOLT SHALL BE BOLT-ON CIRCUIT BREAKER TYPE UNLESS OTHERWISE NOTED. SINGLE POLE BRANCHES SHALL BE BOLT-ON TYPE OF AT LEAST 10,000 AMPERES RMS SYMMETRICAL INTERRUPTING CAPACITY (OR AS INDICATED ON THE DRAWINGS). MULTIPLE POLE BREAKERS SHALL BE COMMON TRIP, OF THE CAPACITY AND NUMBER OF POLES AS INDICATED IN SCHEDULES. PANELBOARDS SHALL BE EQUIPPED WITH 200% SOLID NEUTRAL BAR AND CONTAIN THE NUMBER OF POLES, OVERCURRENT DEVICES AND BUSED SPACES AS SPECIFIED IN SCHEDULE. PANELBOARDS SHALL INCLUDE A SEPARATE GROUND BUS ISOLATED FROM THE CASING. FUSIBLE TYPE PANELS SHALL CONFORM TO REQUIREMENTS OF ABOVE PARAGRAPH.

6. PROVIDE ISOLATED GROUND BUSES ON STAND-OFF ISOLATORS WHERE INDICATED ON SCHEDULES.

7. GUTTER SPACE SHALL BE INCREASED WHEN CONTAINING FEEDER TAPS.

8. PROVIDE WIRE TROUGHS WHERE ACCESS TO THE FLOOR SYSTEM IS REQUIRED.

9. WHERE SPACE LIMITATIONS REQUIRE REDUCED PANEL WIDTH, PROVIDE VERTICAL (SINGLE ROW) BREAKER TYPE PANELS AS PART OF THE INITIAL SCOPE PRICE.

10. ALL PANEL BUS BARS SHALL CONSIST OF A MINIMUM 1/8 INCH DEPTH COOPER BUS.

11. PROVIDE GFI TYPE BRANCH CIRCUIT BREAKERS FOR ALL CIRCUITS SERVING HEAT TRACING CIRCUITS, H-WATT CIRCUITS, FREEZE PROTECTION CIRCUITS, WINDOW WASHING CIRCUITS, OUTDOOR CIRCUITS, ETC. AND AS REQUIRED BY CODE.

Owner
Storm King Art Center
1 Museum Road
New Windsor, NY 12553
+1 (845) 534-3115

Design Architect
heneghan peng architects
14-16 Lord Edward Street
Dublin, D02 YC63, IE
+353 1 633 9000

Executive Architect
WXY Architecture + Urban Design
224 Centre Street, 5th Floor
New York, NY 10013
+1 (212) 219-1953

Landscape Architect
Gustafson Porter + Bowman
1 Cobham Mews
London, MW1 9SB, UK
+44 020 7284 8950

Reed Hilderbrand LLC
33 Whitney Avenue, 3rd Floor
New Haven, CT, US 06510
+1 (617) 923-2422

Structural & Lighting
ARUP
77 Water Street
New York, NY, US 10005
+1 (212) 896-3000

MEPF & IT
BuroHappold
100 Broadway #23
New York, NY, US 10005
+1 (212) 616-0228

Civil
VHB
100 Great Oaks Blvd., Suite 118
Albany, NY, US 12203
+1 (518) 389-3606

AV & Acoustics
LSTN Consultants
76 Beaver Street, 2nd Floor
New York, NY, US 10005
+1 (347) 788-0810

Facade
Front Inc.
100 E. Broadway Street, #501
New York, NY, US 10002
+1 (212) 242-2220

Key Plan

Description	Date
Filing Set	06/17/22

Project

Storm King
Art Center
Welcome
Pavilions

Seal

NOT FOR CONSTRUCTION

Drawing Title
General Notes

Date	06/17/22
Scale	Not to Scale
Drawing Number	E-W-002
Sheet Size	ARCH D

J. FUSES

1. ALL FUSES SHALL BE OF THE SAME MANUFACTURER, BUSSMANN, OR AS APPROVED, AND SHALL BE INSTALLED, AS REQUIRED, IN ALL CUTOUTS, PANELS AND SAFETY SWITCHES.

2. UNLESS OTHERWISE NOTED, FUSES SHALL BE BUSSMAN TYPE LPN, LPS OR KRP-C.

K. OCCUPANCY SENSORS

1. OCCUPANCY SENSORS SHALL BE UTILIZED TO AUTOMATICALLY TURN OFF LIGHT FIXTURES WHEN THE AREA SENSED IS NOT OCCUPIED. OCCUPANCY SENSORS SHALL HAVE A TIME DELAY BEFORE TURNING OFF, WHICH SHALL BE CONTINUOUSLY ADJUSTABLE FROM 30 SECONDS TO 12 MINUTES. OCCUPANCY SENSORS SHALL HAVE A SENSITIVITY ADJUSTMENT TO MODIFY THE FIELD OF VIEW.

2. WALL MOUNTED OCCUPANCY SENSORS SHALL OPERATE AS FOLLOWS:
RED LED WILL INDICATE WHEN UNIT IS BEING TRIGGERED PLUS IT WILL GLOW WHEN OFF TO FACILITATE LOCATION IN AN UNLIT ROOM. WALL MOUNTED AREA SENSORS SHALL UTILIZE PASSIVE INFRARED OPERATION. THE SENSOR SHALL EMIT A "BEEP" WARNING TONE BEFORE SHUTTING OFF. SENSOR OPERATION SHALL BE AS FOLLOWS: TAP TOP OF SWITCH TO TURN ON; AUTOMATIC TURN OFF; TAP BOTTOM OF SWITCH TO TURN OFF. SENSOR SHALL BE ABLE TO BE MOUNTED IN A SINGLE GANG WALL BOX AND BE GANGABLE WITH OTHER DESIGNER STYLE ELECTRICAL DEVICES AND FACEPLATES. SENSOR SHALL BE PROVIDED WITH A DESIGNER STYLE SCREWLESS FACEPLATE, COLOR AS SELECTED BY THE ARCHITECT.

3. CEILING MOUNTED AREA SENSOR SHALL UTILIZE PASSIVE INFRARED OPERATION. WHEN THE SENSOR DETECTS THE PRESENCE OF AN OCCUPANT, THE LIGHTS WILL AUTOMATICALLY TURN ON. IF NO OCCUPANT MOTION OCCURS WITHIN THE ADJUSTABLE TIME DELAY PERIOD, THE LIGHTS SHALL AUTOMATICALLY BE TURNED OFF. THE SENSOR SHALL HAVE A LED INDICATOR TO PROVIDE FEEDBACK TO THE POWER PACK WHEN DETECTING MOVEMENT AND SHALL HAVE A SENSITIVITY AND TIMING ADJUSTMENT. ALL COMPONENTS TO BE CONTAINED WITHIN A 1 INCH HIGH BY 6 INCH LONG WHITE PLASTIC HOUSING, USING FOUR (4) HEAD SENSORS AT FIXED ANGLES. PROVIDE THREE (3) FREQUENCY DEVICES FOR ALTERNATE PATTERN INSTALLATION. PROVIDE ACCOMPANYING SWITCHPACK WITH PROPER HEAD QUANTITY AS SPECIFIED BY MANUFACTURER. UNIT SHALL NOT DETECT MOTION THROUGH GLASS AND SHALL BE MOUNTED A MINIMUM OF SIX (6) FEET FROM STRONG AIR TURBULENT DEVICES.

L. LIGHTING CONTRACTOR

1. THE REMOTE CONTROL LIGHTING CONTACTOR SHALL BE ELECTRICALLY OPERATED BY A DUAL-ACTING, SINGLE-SOLENOID MECHANISM THAT IS INHERENTLY INTERLOCKED AND MECHANICALLY HELD IN BOTH THE OPEN AND CLOSED POSITIONS. THE MAIN CONTACTS SHALL BE POWER DRIVEN IN BOTH DIRECTIONS. POSITIVE LOCKING AND CONTACT POSITIONS SHALL NOT BE DEPENDENT ON GRAVITY, HOOKS, LATCHES OR SEMI-PERMANENT MAGNETS.

2. THE REMOTE CONTROL LIGHTING CONTACTOR SHALL BE CAPABLE OF OPERATING IN ANY POSITION. PROVISIONS SHALL BE INCORPORATED FOR MANUAL OPERATION DURING INSPECTION AND MAINTENANCE.

3. THE REMOTE CONTROL LIGHTING CONTACTOR SHALL BE UNDERWRITERS' LABORATORIES LISTED UNDER UL 508. MAIN CONTACTS SHALL BE DOUBLE BREAK, CONTINUOUS DUTY RATED 20 AMPS TO 600 VOLTS AC, AND BE MARKED FOR BALLAST LIGHTING, TUNGSTEN AND GENERAL PURPOSE LOADS. LIGHTING CONTACTORS REQUIRING DERATING WHEN USED IN AN ENCLOSURE OR WITH TUNGSTEN LAMP LOADS SHALL NOT BE ACCEPTABLE.

4. THE REMOTE CONTROL LIGHTING CONTACTOR SHALL BE PROVIDED WITH CLAMP-TYPE, SELF-RISING TERMINAL PLATES FOR SOLDERLESS CONNECTION OF LINE, LOAD AND CONTROL CONDUCTORS. TERMINALS SHALL ACCEPT A WIRE RANGE OF #18 TO #10 AWG CU.

5. THE NUMBER OF POLES, UP TO A MAXIMUM OF 12, ON A SINGLE REMOTE CONTROL LIGHTING CONTACTOR, SHALL BE PROVIDED AS INDICATED ON PLANS.

6. THE REMOTE CONTROL LIGHTING CONTACTOR SHALL BE UL LISTED FOR THE FOLLOWING SHORT-CIRCUIT WITHSTAND CURRENT RATINGS WHEN COORDINATED WITH A UL-LISTED MOLDED CASE CIRCUIT BREAKER RATED 30 AMPERES: 10000 AMPS RMS SYMMETRICAL 600 VOLTS, 60HZ.

7. THE OPERATING COIL AND MAIN CONTACTS SHALL BE REPLACEABLE FROM THE FRONT WIHTOUT MAJOR DISASSEMBLY AND VISUAL INDICATION SHALL BE PROVIDED FOR EACH MAIN CONTACT.

8. PROVISIONS SHALL BE INCLUDED TO PERMIT REMOTE PILOT LAMP-TYPE VISUAL INDICATIONS WITHOUT THE NECESSITY FOR AUXILIARY CONTACTS OR ADDITIONAL WIRING.

9. EACH REMOTE CONTROL LIGHTING CONTACTOR SHALL BE FURNISHED WITH AN OWNER'S MANUAL PROVIDING INSTALLATION AND OPERATING INSTRUCTIONS.

10. THE REMOTE CONTROL LIGHTING CONTACTOR SHALL BE AN ASCO 917 OR APPROVED EQUAL IN NEMA 1 ENCLOSURE.

M. TIME CLOCK

1. TIME CLOCK SHALL BE DIGITAL TYPE, WITH ASTRONOMIC AND PULSE SWITCHING CAPABILITY, LCD DISPLAY, AM/PM FORMAT, MANUAL OVERRIDE, SEPARATE SCHEDULING FOR EACH DAY OF THE WEEK, DIFFERENT DAILY SCHEDULES PROGRAMMABLE WITHIN EACH SEASON.

2. ENCLOSURE SHALL BE NEMA 1 TYPE.

3. TERMINALS SHALL BE CAPABLE OF RECEIVING #8AWG WIRE.

4. TIME CLOCK SHALL BE TORK MODEL DLC400BP OR APPROVED EQUAL.

N. GENERAL

1. OUTLET BOXES SHALL BE CODE GAUGE GALVANIZED STAMPED STEEL, 4 INCH SQUARE BY 1-1/2 INCHES DEEP FOR POWER AND 4 INCHES SQUARE BY 2-1/2 INCHES DEEP FOR COMMUNICATION, FIRMLY ANCHORED IN PLACE. BOX VOLUME SHALL BE AS REQUIRED BY GOVERNING CODES WITH BLANK COVERS PROVIDED FOR ALL BOXES USED FOR JUNCTION PURPOSES. GEM BOXES SHALL ONLY BE USED WHERE DIMENSIONAL RESTRAINTS EXIST AND WHERE THE CONTRACTOR HAS OBTAINED PERMISSION FROM THE ENGINEER. MULTI-GANG BOXES SHALL BE PROVIDED WITH EXTENSION COLLARS MOUNTED WITHIN 1/8 INCH OF OUTER SURFACE. WHERE OUTLET BOXES ARE SHOWN FOR FLUSH MOUNTED DEVICES, A SINGLE GANG PLASTER RING SHALL BE PROVIDED, AND MOUNTED WITHIN 1/8 INCH OF OUTER SURFACE.

2. DISCONNECT SWITCHES SHALL BE QMQB FUSIBLE OR NONFUSIBLE WITH CURRENT AND VOLTAGE RATING AS INDICATED ON PLANS. SWITCHES SHALL BE HORSEPOWER RATED, ENCLOSED TYPE, SUITABLE FOR PADLOCKING IN OPEN POSITION.

3. HORSEPOWER RATED THERMAL SWITCHES (BRYANT OR AS APPROVED) SHALL BE USED FOR ALL MOTOR CIRCUITS. ELECTRICAL CONTRACTOR SHALL INSTALL WHERE APPLICABLE TOGGLE SWITCHES FOR USE AS DISCONNECT. THESE SWITCHES SHALL BE "T" RATED FOR RESISTANCE LOADS AND "M" RATED FOR MOTOR LOADS.

4. STANDARD DUPLEX CONVENIENCE RECEPTACLES SHALL BE SPECIFICATION GRADE NEMA 5-15R, 5-20R, 2 POLE, 3 WIRE, GROUNDED, 15 OR 20 AMPERE RATED FOR DEVICES SHOWN ON A 15 OR 20 AMPERE CIRCUIT (RESPECTIVELY). PROVIDE DEVICES RATED TO THE EQUIVALENT CIRCUIT BREAKER SIZE UNLESS OTHERWISE NOTED. GROUND FAULT TYPE SHALL BE USED WHERE REQUIRED BY GOVERNING CODES INCLUDING ALL DEVICES SHOWN TO BE WITHIN SIX FEET OF A SINK/WATER.

5. SWITCHES SHALL BE FLUSH, SPECIFICATION GRADE, QUIET TUMBLER TYPE, GROUNDED, BEHIND COMMON PLATE WITH BARRIERED BACK BOX WHERE REQUIRED BY CODE FOR MULTIPLE CIRCUITS GREATER THAN 250 VOLTS. SINGLE POLE SWITCHES SHALL BE 20 AMPERES, 277 VOLT.

6. DEVICE TYPES, MANUFACTURERS AND COLORS SHALL BE SPECIFIED BY THE ARCHITECT. IF NO SPECIFICATION HAS BEEN PROVIDED, THIS CONTRACTOR SHALL OBTAIN ALL INFORMATION REGARDING THE ABOVE FROM THE ARCHITECT PRIOR TO THE SUBMISSION OF BID, OR SHALL INCLUDE THE ABILITY TO FURNISH ANY MANUFACTURER SELECTED BY THE ARCHITECT DURING THE SHOP DRAWING SUBMISSION PHASE.

7. DEVICE PLATES SHALL BE AS INDICATED ON THE ARCHITECTURAL DRAWINGS. COORDINATE EXACT COLOR WITH ARCHITECT.

8. ALL CABLE SHALL BE COPPER WITH THWN OR THHN INSULATION FOR HORIZONTAL APPLICATIONS AND XHHW FOR VERTICAL APPLICATIONS (I.E. WHEN PASSING THROUGH A CABLE SUPPORT BOX), EMPLOYED AT THE 75°C CODE RATED AMPACITY. NO SMALLER THAN No.12 AWG SHALL BE USED UNLESS SPECIFICALLY NOTED ON PLANS. COLOR CODING SHALL CONFORM TO CODE REQUIREMENTS. DERATE ALL CABLES PER LATEST VERSION OF THE NATIONAL ELECTRICAL CODE.

9. ALL CONDUCTORS #10 AND SMALLER SHALL BE SOLID CU CONDUCTORS. ALL CONDUCTORS #8 AND LARGER SHALL BE STRANDED COPPER.

10. ALL CABLING FURNISHED FOR INSTALLATION EXPOSED (NOT IN AN ENCLOSED RACEWAY) IN AN AIR PLENUM CEILING OR FLOOR SHALL BE APPROVED FOR USE BY GOVERNING AUTHORITIES, AND SHALL CONFORM TO UL 910 WITH A MINIMUM OF 125 DEGREES CELSIUS RATED JACKET.

11. ALL SUPPLIED LUGS FOR EQUIPMENT REQUIRING HARD-WIRED CONNECTIONS, ETC. SHALL BE DOUBLE INDENT, 2 BOLT HOLE, LONG BARREL AND COMPRESSION TYPE. PROVIDE DOUBLE INDENT "HEXAGONAL" COMPRESSION DIES AND TOOL (T & B OR BURNDY OR AS REVIEWED). MECHANICAL LUGS, SINGLE INDENT COMPRESSION TOOLS AND UNIVERSAL DIES SHALL NOT BE PERMITTED. ALL COMPRESSION TOOLS AND DIES SHALL BE MANUFACTURED BY THE LUG VENDOR.

12. ALL SUPPLIED IN-LINE SPLICE CONNECTORS, "T" CONNECTORS, ETC,. SHALL BE DOUBLE INDENT (PER CONDUCTOR), LONG BARREL AND COMPRESSION TYPE. PROVIDE DOUBLE INDENT "HEXAGONAL" COMPRESSION DIES AND TOOL (T & B. BURNDY OR AS REVIEWED). MECHANICAL CONNECTORS, SINGLE INDENT COMPRESSION TOOLS AND UNIVERSAL DIES SHALL NOT BE PERMITTED. ALL COMPRESSION TOOLS AND DIES SHALL BE MANUFACTURED BY THE CONNECTOR VENDOR.

13. ALL NEW AND RELOCATED ELECTRIFIED FURNITURE SYSTEM COMPONENTS SHALL BE DISCONNECTED, RECEIVED, STORED, INSTALLED AND WIRED BY THIS CONTRACTOR IN ORDER TO CONFORM WITH THE DESIGN AS INDICATED ON THESE DRAWINGS AND THE ARCHITECTURAL DRAWINGS. ANY MODIFICATIONS TO FURNITURE SYSTEM NECESSARY TO COMPLY WITH LOCAL CODES AND INSTALLATION STANDARDS SHALL BE BROUGHT TO THE ATTENTION OF THE ARCHITECT PRIOR TO FIELD MODIFICATION AND ELECTRIFICATION.

14. ALL UPS SYSTEM RECEPTACLES OR RECEPTACLES DENOTED AS BEING ISOLATED GROUND TYPE SHALL BE PROVIDED WITH A GREEN ISOLATED GROUND WIRE. THIS CONTRACTOR SHALL PROVIDE A COMPLETE ISOLATED GROUND WIRE SYSTEM FROM THE LAST RECEPTACLE TO THE TRANSFORMER X/O POINT (WHERE THE SERVICE GROUND IS ESTABLISHED). THIS SHALL INCLUDE THE PROVISION OF ISOLATED GROUND WIRES AND BUS BARS IN NEW AND EXISTING DISTRIBUTION ALONG THE ENTIRE PATH AS STATED ABOVE, WHETHER OR NOT SHOWN ON THE PLANS. ALL ISOLATED GROUND CIRCUITS SHALL HAVE DEDICATED NEUTRAL AND GROUND WIRES. I.G. WIRES SHALL BE RUN WITH PHASE AND NEUTRAL CONDUCTORS. REPLACE EXISTING FEEDERS AS REQUIRED.

15. PROVIDE LOCAL DISCONNECTS FOR ALL MOTORS, HARD-WIRED PANTRY/KITCHEN EQUIPMENT AND HOT WATER HEATERS, WHETHER OR NOT SHOWN ON PLAN. DISCONNECTS SHALL BE SIZED PER THE OVERCURRENT PROTECTION AND LOCATED PER THE ENGINEER AND ARCHITECT.

16. PROVIDE A 120 VOLT DEDICATED CIRCUIT FOR EACH CONDENSATE PUMP FOR ALL AC UNITS. COORDINATE WITH THE ENGINEER, THE PANEL AND BREAKER POSITION, PRIOR TO INSTALLATION.

17. ALL EQUIPMENT MATERIALS SHALL BE NEW, UL LISTED AND SHALL CONFORM TO ANY ADDITIONAL LABELING, TESTING AND CONSTRUCTION REQUIREMENTS ESTABLISHED BY THE GOVERNING AUTHORITIES. SAME SHALL BE GUARANTEED FOR 1 YEAR SUBSEQUENT TO FINAL ACCEPTANCE.

18. ALL EQUIPMENT (ELECTRICAL AND MECHANICAL) SHALL BE SPECIFIED TO HAVE VOLTAGE RATINGS COMPATIBLE WITH THE PROVISIONS OF ANSI C84.

19. ALL WORK SHALL BE IN CONDUIT.

20. DISCONNECTS FOR INCOMING SERVICE SHALL BE SERVICE RATED.

O. UNIT PRICES

1. AT THE SUBMISSION OF BID, PROVIDE A COMPREHENSIVE UNIT PRICE LIST TO FURNISH AND INSTALL CABLE, CONDUIT, PANELS, TRANSFORMERS, DISCONNECTS, CIRCUIT BREAKERS, RECEPTACLES, FIXTURES, SWITCHES, ETC. THE LIST SHALL CONSIST, AS A MINIMUM, OF ALL TYPES AND SIZES OF EQUIPMENT AS INCLUDED IN THE BASE PROJECT. ONLY THOSE BIDS CONTAINING A UNIT PRICE LIST SHALL BE CONSIDERED UNLESS WRITTEN PERMISSION HAS BEEN GRANTED ON BEHALF OF THE OWNER, ARCHITECT, ENGINEER AND/OR CONSTRUCTION MANAGER (OR GENERAL CONTRACTOR).

Owner
Storm King Art Center
1 Museum Road
New Windsor, NY 12553
+1 (845) 534-3115

Design Architect
heneghan peng architects
14-16 Lord Edward Street
Dublin, D02 YC63, IE
+353 1 633 9000

Executive Architect
WXY Architecture + Urban Design
224 Centre Street, 5th Floor
New York, NY 10013
+1 (212) 219-1953

Landscape Architect
Gustafson Porter + Bowman
1 Cobham Mews
London, MW1 9SB, UK
+44 020 7284 8950

Reed Hilderbrand LLC
33 Whitney Avenue, 3rd Floor
New Haven, CT, US 06510
+1 (617) 923-2422

Structural & Lighting
ARUP
77 Water Street
New York, NY, US 10005
+1 (212) 896-3000

MEPF & IT
BuroHappold
100 Broadway #23
New York, NY, US 10005
+1 (212) 616-0228

Civil
VHB
100 Great Oaks Blvd., Suite 118
Albany, NY, US 12203
+1 (518) 389-3606

AV & Acoustics
LSTN Consultants
76 Beaver Street, 2nd Floor
New York, NY, US 10005
+1 (347) 788-0810

Facade
Front Inc.
100 E. Broadway Street, #501
New York, NY, US 10002
+1 (212) 242-2220

Key Plan

Description	Date
Filing Set	06/17/22

Project

Storm King Art Center

Welcome Pavilions

Seal

NOT FOR CONSTRUCTION

Drawing Title

General Notes

Date	06/17/22
Scale	Not to Scale
Drawing Number	E-W-003
Sheet Size	ARCH D

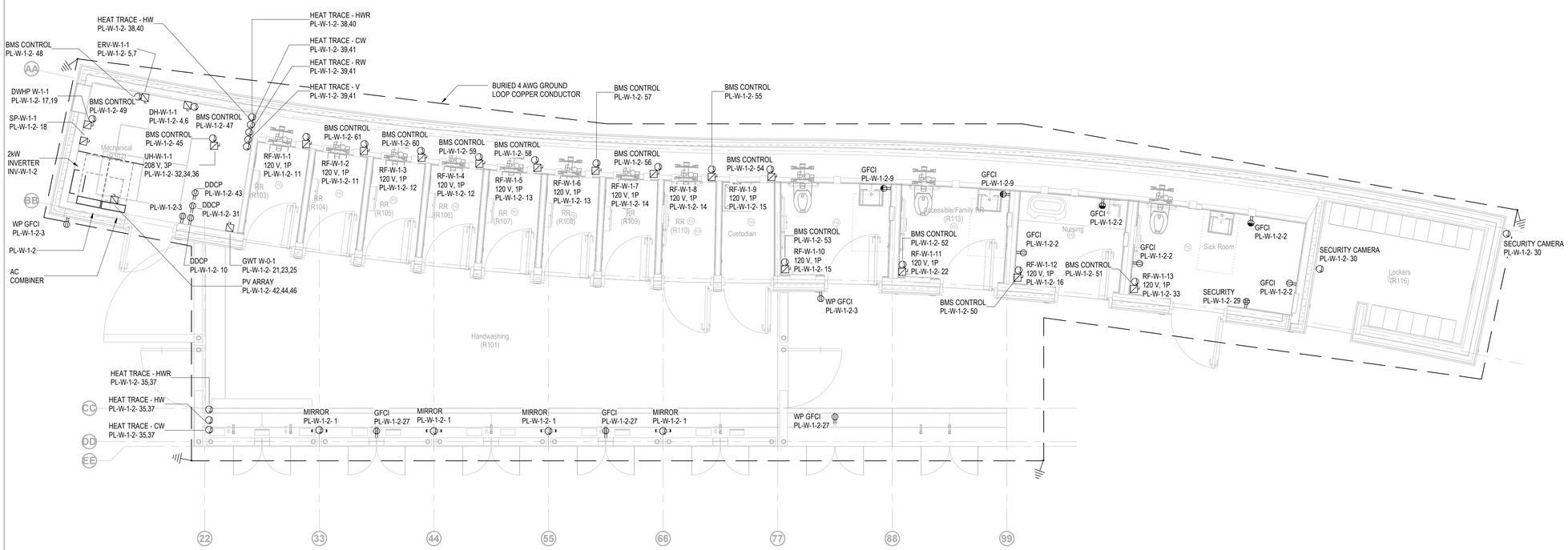

GENERAL NOTES

CONSTRUCTION DEVELOPMENT NOTES:

A. FOR ALL SYSTEMS, PROVIDE ALLOWANCES FOR ALL COMPONENTS AND ACCESSORIES REQUIRED FOR A COMPLETE AND OPERATING SYSTEM.

B. U.O.N., CONVENIENCE RECEPTACLES SHALL BE CIRCUITED TO NO MORE THAN (6) DUPLEX RECEPTACLES PER CIRCUIT.

C. RESTROOM GFCI - MAX (4) DUPLEX GFCI RECEPTACLES PER CIRCUIT.

D. HVAC EQUIPMENT - PROVIDE (1) 20A-1P, 120V DUPLEX GFCI RECEPTACLE WITHIN 25FT OF ALL HVAC AND REFRIGERATION EQUIPMENT. PROVIDE WEATHERPROOF RECEPTACLE WITH 'WHILE IN USE' COVER IN EXTERIOR LOCATIONS.

E. EXTERIOR EQUIPMENT - PROVIDE NEMA 3R MINIMUM RATING FOR ALL EXTERIOR AND ROOF MOUNTED EQUIPMENT INCLUDING DISCONNECT SWITCHES.

F. HVAC EQUIPMENT ENCLOSURES - PROVIDE (1) DEDICATED 20A-1P, 120V CIRCUIT PER ENCLOSURE FOR INTERNAL LIGHTING AND CONVENIENCE RECEPTACLE.

G. FIRE ALARM CABINETS - PROVIDE (1) DEDICATED 20A-1P, 120V CIRCUIT TO EACH FIRE ALARM CABINET.

H. DOOR OPENER - PROVIDE (1) DEDICATED 20A-1P, 120V CIRCUIT AT EACH EXTERNAL DOOR FOR DOOR OPENER POWER.

I. SITE CONVENIENCE POWER - PROVIDE (1) 20A-1P, 120V, GFCI WEATHERPROOF DUPLEX RECEPTACLE.

J. THE CONTRACTOR SHALL REVIEW ALL DESIGN DRAWINGS FROM OTHER TRADES TO COVER ALL POWER NECESSARY FOR EQUIPMENT SHOWN BY OTHERS.

Owner
Storm King Art Center
1 Museum Road
New Windsor, NY 12553
+1 (845) 534-3115

Design Architect
heneghan peng architects
14-16 Lord Edward Street
Dublin, D02 YC63, IE
+353 1 633 9000

Executive Architect
WXY Architecture + Urban Design
224 Centre Street, 5th Floor
New York, NY 10013
+1 (212) 219-1953

Landscape Architect
Gustafson Porter + Bowman
1 Cobham Mews
London, MW1 9SB, UK
+44 020 7284 8950

Reed Hilderbrand LLC
33 Whitney Avenue, 3rd Floor
New Haven, CT, US 06510
+1 (617) 923-2422

Structural & Lighting
ARUP
77 Water Street
New York, NY, US 10005
+1 (212) 896-3000

MEPF & IT
BuroHappold
100 Broadway #23
New York, NY, US 10005
+1 (212) 616-0228

Civil
VHB
100 Great Oaks Blvd., Suite 118
Albany, NY, US 12203
+1 (518) 389-3606

AV & Acoustics
LSTN Consultants
76 Beaver Street, 2nd Floor
New York, NY, US 10005
+1 (347) 788-0810

Facade
Front Inc.
100 E. Broadway Street, #501
New York, NY, US 10002
+1 (212) 242-2220

Key Plan

N

Description	Date
Filing Set	06/17/22

Project

Storm King Art Center

Welcome Pavilions

Seal

NOT FOR CONSTRUCTION

Drawing Title

Restroom - Power Plan - Ground Level

Date	06/17/22
Scale	1/4" = 1'-0"
Drawing Number	E-W-101
Sheet Size	ARCH D

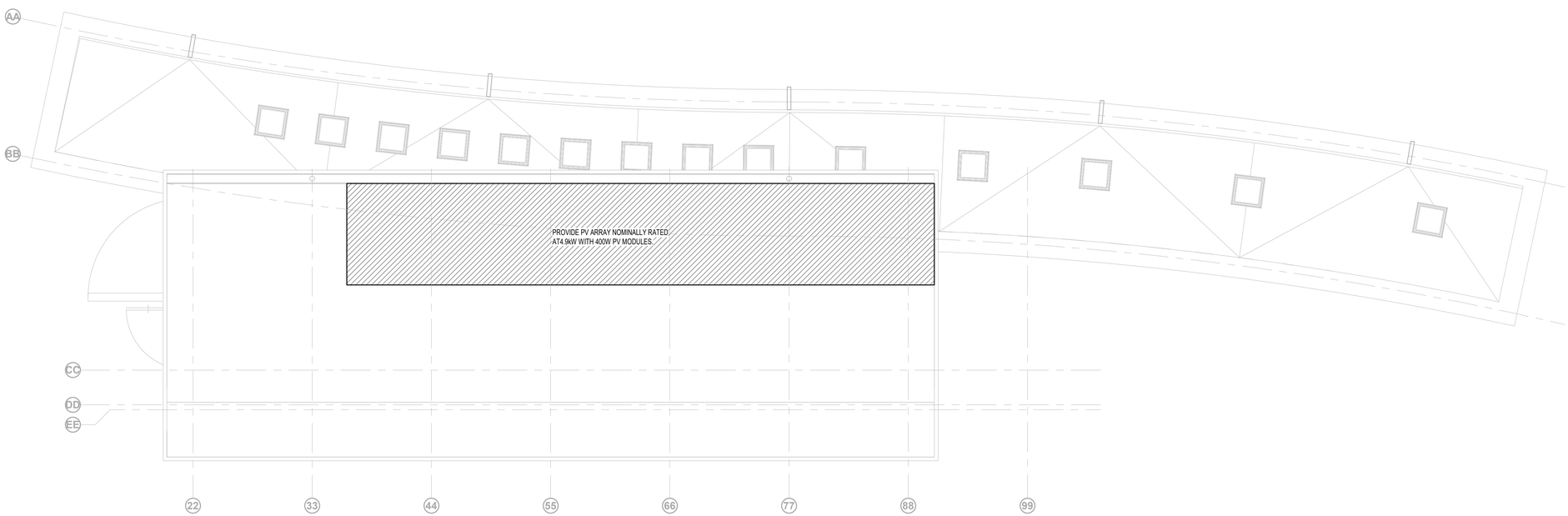

GENERAL NOTES

A. FOR ALL SYSTEMS, PROVIDE ALLOWANCES FOR ALL COMPONENTS AND ACCESSORIES REQUIRED FOR A COMPLETE AND OPERATING SYSTEM.

B. U.O.N., CONVENIENCE RECEPTACLES SHALL BE CIRCUITED TO NO MORE THAN (6) DUPLEX RECEPTACLES PER CIRCUIT.

C. RESTROOM GFCI - MAX (4) DUPLEX GFCI RECEPTACLES PER CIRCUIT.

D. AUTOMATIC FAUCET, TOILET AND DRINKING FOUNTAIN SENSORS - PROVIDE (1) 20A-1P, 120V GFCI PROTECTED CIRCUIT TO AUTOMATIC FAUCET AND TOILET SENSORS, MAX. (12) SENSORS PER CIRCUIT.

E. HVAC EQUIPMENT - PROVIDE (1) 20A-1P, 120V DUPLEX GFCI RECEPTACLE WITHIN 25FT OF ALL HVAC AND REFRIGERATION EQUIPMENT. PROVIDE WEATHERPROOF RECEPTACLE WITH 'WHILE IN USE' COVER IN EXTERIOR LOCATIONS.

F. EXTERIOR EQUIPMENT - PROVIDE NEMA 3R MINIMUM RATING FOR ALL EXTERIOR AND ROOF MOUNTED EQUIPMENT INCLUDING DISCONNECT SWITCHES.

G. HVAC EQUIPMENT ENCLOSURES - PROVIDE (1) DEDICATED 20A-1P, 120V CIRCUIT PER ENCLOSURE FOR INTERNAL LIGHTING AND CONVENIENCE RECEPTACLE.

H. FIRE ALARM CABINETS - PROVIDE (1) DEDICATED 20A-1P, 120V CIRCUIT TO EACH FIRE ALARM CABINET.

I. DOOR OPENER - PROVIDE (1) DEDICATED 20A-1P, 120V CIRCUIT AT EACH EXTERNAL DOOR FOR DOOR OPENER POWER.

J. SITE CONVENIENCE POWER - PROVIDE (1) 20A-1P, 120V, GFCI WEATHERPROOF DUPLEX RECEPTACLE.

K. ELECTRIC VEHICLE CHARGING - PROVIDE (12) ELECTRIC VEHICLE CHARGING STATIONS IN NORTH PARKING AREA RATED AT 7.2kW WITH 208V, 30A-3P FEEDERS.

L. THE CONTRACTOR SHALL REVIEW ALL DESIGN DRAWINGS FROM OTHER TRADES TO COVER ALL POWER NECESSARY FOR EQUIPMENT SHOWN BY OTHERS.

Owner
Storm King Art Center
1 Museum Road
New Windsor, NY 12553
+1 (845) 534-3115

Design Architect
heneghan peng architects
14-16 Lord Edward Street
Dublin, D02 YC63, IE
+353 1 633 9000

Executive Architect
WXY Architecture + Urban Design
224 Centre Street, 5th Floor
New York, NY 10013
+1 (212) 219-1953

Landscape Architect
Gustafson Porter + Bowman
1 Cobham Mews
London, MW1 9SB, UK
+44 020 7284 8950

Reed Hilderbrand LLC
33 Whitney Avenue, 3rd Floor
New Haven, CT, US 06510
+1 (617) 923-2422

Structural & Lighting
ARUP
77 Water Street
New York, NY, US 10005
+1 (212) 896-3000

MEPF & IT
BuroHappold
100 Broadway #23
New York, NY, US 10005
+1 (212) 616-0228

Civil
VHB
100 Great Oaks Blvd., Suite 118
Albany, NY, US 12203
+1 (518) 389-3606

AV & Acoustics
LSTN Consultants
76 Beaver Street, 2nd Floor
New York, NY, US 10005
+1 (347) 788-0810

Facade
Front Inc.
100 E. Broadway Street, #501
New York, NY, US 10002
+1 (212) 242-2220

Key Plan

N

Description	Date
Filing Set	06/17/22

Project

Storm King Art Center

Welcome Pavilions

Seal

NOT FOR CONSTRUCTION

Drawing Title

Restroom - Power Plan - Roof Level

Date	06/17/22
Scale	1/4" = 1'-0"
Drawing Number	E-W-102
Sheet Size	ARCH D

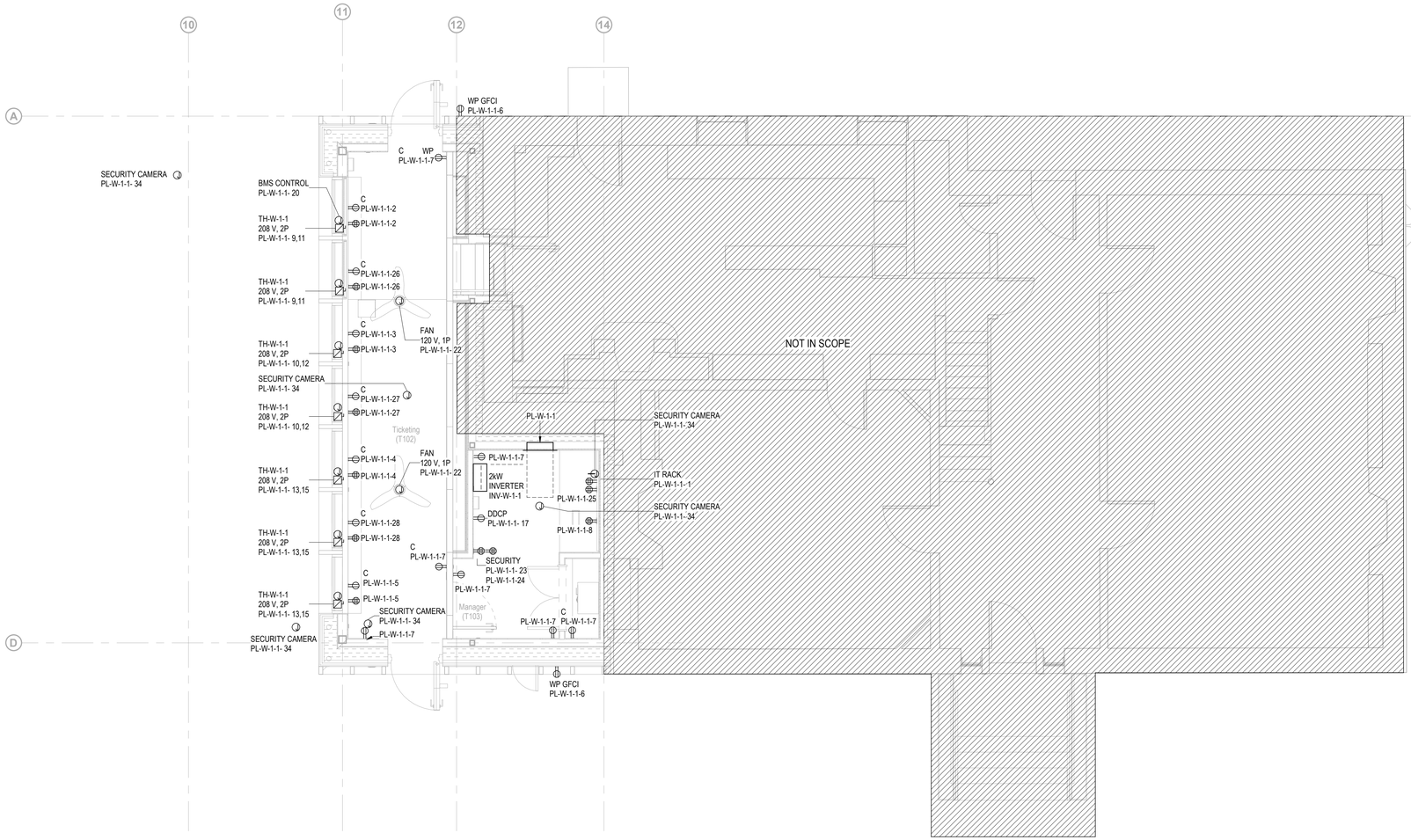

GENERAL NOTES

A. FOR ALL SYSTEMS, PROVIDE ALLOWANCES FOR ALL COMPONENTS AND ACCESSORIES REQUIRED FOR A COMPLETE AND OPERATING SYSTEM.

B. U.O.N., CONVENIENCE RECEPTACLES SHALL BE CIRCUITED TO NO MORE THAN (6) DUPLEX RECEPTACLES PER CIRCUIT.

C. RESTROOM GFCI - MAX (4) DUPLEX GFCI RECEPTACLES PER CIRCUIT.

D. AUTOMATIC FAUCET, TOILET AND DRINKING FOUNTAIN SENSORS - PROVIDE (1) 20A-1P, 120V GFCI PROTECTED CIRCUIT TO AUTOMATIC FAUCET AND TOILET SENSORS, MAX. (12) SENSORS PER CIRCUIT.

E. HVAC EQUIPMENT - PROVIDE (1) 20A-1P, 120V DUPLEX GFCI RECEPTACLE WITHIN 25FT OF ALL HVAC AND REFRIGERATION EQUIPMENT. PROVIDE WEATHERPROOF RECEPTACLE WITH 'WHILE IN USE' COVER IN EXTERIOR LOCATIONS.

F. EXTERIOR EQUIPMENT - PROVIDE NEMA 3R MINIMUM RATING FOR ALL EXTERIOR AND ROOF MOUNTED EQUIPMENT INCLUDING DISCONNECT SWITCHES.

G. HVAC EQUIPMENT ENCLOSURES - PROVIDE (1) DEDICATED 20A-1P, 120V CIRCUIT PER ENCLOSURE FOR INTERNAL LIGHTING AND CONVENIENCE RECEPTACLE.

H. FIRE ALARM CABINETS - PROVIDE (1) DEDICATED 20A-1P, 120V CIRCUIT TO EACH FIRE ALARM CABINET.

I. DOOR OPENER - PROVIDE (1) DEDICATED 20A-1P, 120V CIRCUIT AT EACH EXTERNAL DOOR FOR DOOR OPENER POWER.

J. SITE CONVENIENCE POWER - PROVIDE (1) 20A-1P, 120V, GFCI WEATHERPROOF DUPLEX RECEPTACLE.

K. ELECTRIC VEHICLE CHARGING - PROVIDE (12) ELECTRIC VEHICLE CHARGING STATIONS IN NORTH PARKING AREA RATED AT 7.2kW WITH 208V, 30A-3P FEEDERS.

L. THE CONTRACTOR SHALL REVIEW ALL DESIGN DRAWINGS FROM OTHER TRADES TO COVER ALL POWER NECESSARY FOR EQUIPMENT SHOWN BY OTHERS.

Owner
Storm King Art Center
1 Museum Road
New Windsor, NY 12553
+1 (845) 534-3115

Design Architect
heneghan peng architects
14-16 Lord Edward Street
Dublin, D02 YC63, IE
+353 1 633 9000

Executive Architect
WXY Architecture + Urban Design
224 Centre Street, 5th Floor
New York, NY 10013
+1 (212) 219-1953

Landscape Architect
Gustafson Porter + Bowman
1 Cobham Mews
London, MW1 9SB, UK
+44 020 7284 8950

Reed Hilderbrand LLC
33 Whitney Avenue, 3rd Floor
New Haven, CT, US 06510
+1 (617) 923-2422

Structural & Lighting
ARUP
77 Water Street
New York, NY, US 10005
+1 (212) 896-3000

MEPF & IT
BuroHappold
100 Broadway #23
New York, NY, US 10005
+1 (212) 616-0228

Civil
VHB
100 Great Oaks Blvd., Suite 118
Albany, NY, US 12203
+1 (518) 389-3606

AV & Acoustics
LSTN Consultants
76 Beaver Street, 2nd Floor
New York, NY, US 10005
+1 (347) 788-0810

Facade
Front Inc.
100 E. Broadway Street, #501
New York, NY, US 10002
+1 (212) 242-2220

Key Plan

N

Description	Date
Filing Set	06/17/22

Project

Storm King Art Center

Welcome Pavilions

Seal

NOT FOR CONSTRUCTION

Drawing Title

Ticketing - Power Plan - Ground Level

Date	06/17/22
Scale	1/4" = 1'-0"
Drawing Number	E-W-111
Sheet Size	ARCH D

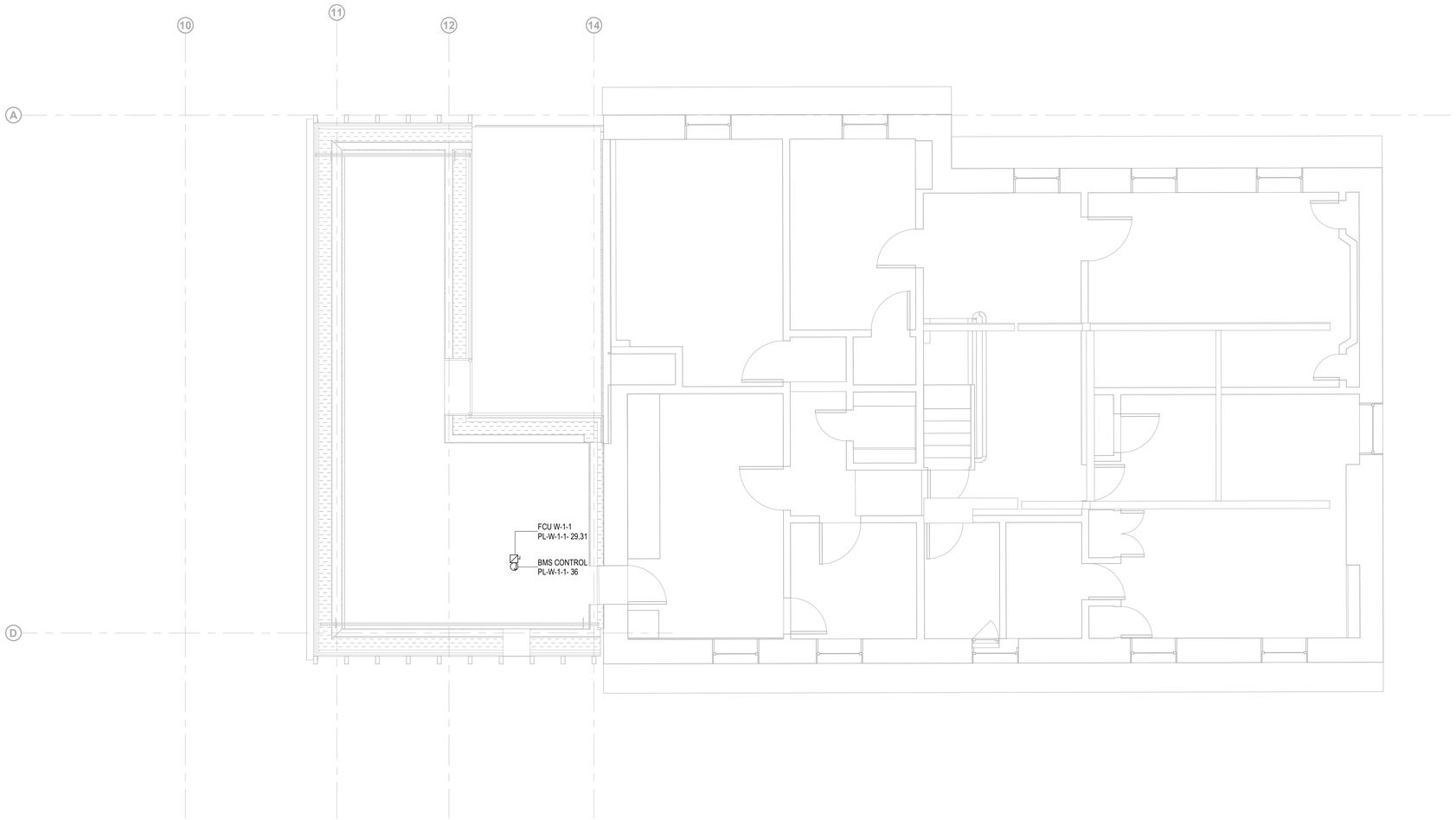

GENERAL NOTES

A. FOR ALL SYSTEMS, PROVIDE ALLOWANCES FOR ALL COMPONENTS AND ACCESSORIES REQUIRED FOR A COMPLETE AND OPERATING SYSTEM.

B. U.O.N., CONVENIENCE RECEPTACLES SHALL BE CIRCUITED TO NO MORE THAN (6) DUPLEX RECEPTACLES PER CIRCUIT.

C. RESTROOM GFCI - MAX (4) DUPLEX GFCI RECEPTACLES PER CIRCUIT.

D. AUTOMATIC FAUCET, TOILET AND DRINKING FOUNTAIN SENSORS - PROVIDE (1) 20A-1P, 120V GFCI PROTECTED CIRCUIT TO AUTOMATIC FAUCET AND TOILET SENSORS, MAX. (12) SENSORS PER CIRCUIT.

E. HVAC EQUIPMENT - PROVIDE (1) 20A-1P, 120V DUPLEX GFCI RECEPTACLE WITHIN 25FT OF ALL HVAC AND REFRIGERATION EQUIPMENT. PROVIDE WEATHERPROOF RECEPTACLE WITH 'WHILE IN USE' COVER IN EXTERIOR LOCATIONS.

F. EXTERIOR EQUIPMENT - PROVIDE NEMA 3R MINIMUM RATING FOR ALL EXTERIOR AND ROOF MOUNTED EQUIPMENT INCLUDING DISCONNECT SWITCHES.

G. HVAC EQUIPMENT ENCLOSURES - PROVIDE (1) DEDICATED 20A-1P, 120V CIRCUIT PER ENCLOSURE FOR INTERNAL LIGHTING AND CONVENIENCE RECEPTACLE.

H. FIRE ALARM CABINETS - PROVIDE (1) DEDICATED 20A-1P, 120V CIRCUIT TO EACH FIRE ALARM CABINET.

I. DOOR OPENER - PROVIDE (1) DEDICATED 20A-1P, 120V CIRCUIT AT EACH EXTERNAL DOOR FOR DOOR OPENER POWER.

J. SITE CONVENIENCE POWER - PROVIDE (1) 20A-1P, 120V, GFCI WEATHERPROOF DUPLEX RECEPTACLE.

K. ELECTRIC VEHICLE CHARGING - PROVIDE (12) ELECTRIC VEHICLE CHARGING STATIONS IN NORTH PARKING AREA RATED AT 7.2kW WITH 208V, 30A-3P FEEDERS.

L. THE CONTRACTOR SHALL REVIEW ALL DESIGN DRAWINGS FROM OTHER TRADES TO COVER ALL POWER NECESSARY FOR EQUIPMENT SHOWN BY OTHERS.

Owner
Storm King Art Center
1 Museum Road
New Windsor, NY 12553
+1 (845) 534-3115

Design Architect
heneghan peng architects
14-16 Lord Edward Street
Dublin, D02 YC63, IE
+353 1 633 9000

Executive Architect
WXY Architecture + Urban Design
224 Centre Street, 5th Floor
New York, NY 10013
+1 (212) 219-1953

Landscape Architect
Gustafson Porter + Bowman
1 Cobham Mews
London, MW1 9SB, UK
+44 020 7284 8950

Reed Hilderbrand LLC
33 Whitney Avenue, 3rd Floor
New Haven, CT, US 06510
+1 (617) 923-2422

Structural & Lighting
ARUP
77 Water Street
New York, NY, US 10005
+1 (212) 896-3000

MEPF & IT
BuroHappold
100 Broadway #23
New York, NY, US 10005
+1 (212) 616-0228

Civil
VHB
100 Great Oaks Blvd., Suite 118
Albany, NY, US 12203
+1 (518) 389-3606

AV & Acoustics
LSTN Consultants
76 Beaver Street, 2nd Floor
New York, NY, US 10005
+1 (347) 788-0810

Facade
Front Inc.
100 E. Broadway Street, #501
New York, NY, US 10002
+1 (212) 242-2220

Key Plan

N

Description	Date
Filing Set	06/17/22

Project

Storm King Art Center

Welcome Pavilions

Seal

NOT FOR CONSTRUCTION

Drawing Title

Ticketing - Power Plan - Second Level

Date	06/17/22
Scale	1/4" = 1'-0"
Drawing Number	E-W-112
Sheet Size	ARCH D



GENERAL NOTES

A. FOR ALL SYSTEMS, PROVIDE ALLOWANCES FOR ALL COMPONENTS AND ACCESSORIES REQUIRED FOR A COMPLETE AND OPERATING SYSTEM.

B. U.O.N., CONVENIENCE RECEPTACLES SHALL BE CIRCUITED TO NO MORE THAN (6) DUPLEX RECEPTACLES PER CIRCUIT.

C. RESTROOM GFCI - MAX (4) DUPLEX GFCI RECEPTACLES PER CIRCUIT.

D. AUTOMATIC FAUCET, TOILET AND DRINKING FOUNTAIN SENSORS - PROVIDE (1) 20A-1P, 120V GFCI PROTECTED CIRCUIT TO AUTOMATIC FAUCET AND TOILET SENSORS, MAX. (12) SENSORS PER CIRCUIT.

E. HVAC EQUIPMENT - PROVIDE (1) 20A-1P, 120V DUPLEX GFCI RECEPTACLE WITHIN 25FT OF ALL HVAC AND REFRIGERATION EQUIPMENT. PROVIDE WEATHERPROOF RECEPTACLE WITH 'WHILE IN USE' COVER IN EXTERIOR LOCATIONS.

F. EXTERIOR EQUIPMENT - PROVIDE NEMA 3R MINIMUM RATING FOR ALL EXTERIOR AND ROOF MOUNTED EQUIPMENT INCLUDING DISCONNECT SWITCHES.

G. HVAC EQUIPMENT ENCLOSURES - PROVIDE (1) DEDICATED 20A-1P, 120V CIRCUIT PER ENCLOSURE FOR INTERNAL LIGHTING AND CONVENIENCE RECEPTACLE.

H. FIRE ALARM CABINETS - PROVIDE (1) DEDICATED 20A-1P, 120V CIRCUIT TO EACH FIRE ALARM CABINET.

I. DOOR OPENER - PROVIDE (1) DEDICATED 20A-1P, 120V CIRCUIT AT EACH EXTERNAL DOOR FOR DOOR OPENER POWER.

J. SITE CONVENIENCE POWER - PROVIDE (1) 20A-1P, 120V, GFCI WEATHERPROOF DUPLEX RECEPTACLE.

K. ELECTRIC VEHICLE CHARGING - PROVIDE (12) ELECTRIC VEHICLE CHARGING STATIONS IN NORTH PARKING AREA RATED AT 7.2kW WITH 208V, 30A-3P FEEDERS.

L. THE CONTRACTOR SHALL REVIEW ALL DESIGN DRAWINGS FROM OTHER TRADES TO COVER ALL POWER NECESSARY FOR EQUIPMENT SHOWN BY OTHERS.

Owner
Storm King Art Center
1 Museum Road
New Windsor, NY 12553
+1 (845) 534-3115

Design Architect
heneghan peng architects
14-16 Lord Edward Street
Dublin, D02 YC63, IE
+353 1 633 9000

Executive Architect
WXY Architecture + Urban Design
224 Centre Street, 5th Floor
New York, NY 10013
+1 (212) 219-1953

Landscape Architect
Gustafson Porter + Bowman
1 Cobham Mews
London, MW1 9SB, UK
+44 020 7284 8950

Reed Hilderbrand LLC
33 Whitney Avenue, 3rd Floor
New Haven, CT, US 06510
+1 (617) 923-2422

Structural & Lighting
ARUP
77 Water Street
New York, NY, US 10005
+1 (212) 896-3000

MEPF & IT
BuroHappold
100 Broadway #23
New York, NY, US 10005
+1 (212) 616-0228

Civil
VHB
100 Great Oaks Blvd., Suite 118
Albany, NY, US 12203
+1 (518) 389-3606

AV & Acoustics
LSTN Consultants
76 Beaver Street, 2nd Floor
New York, NY, US 10005
+1 (347) 788-0810

Facade
Front Inc.
100 E. Broadway Street, #501
New York, NY, US 10002
+1 (212) 242-2220

Key Plan

N

Description	Date
Filing Set	06/17/22

Project

Storm King Art Center

Welcome Pavilions

Seal

NOT FOR CONSTRUCTION

Drawing Title

Canopy - Power Plan - Ground Level

Date	06/17/22
Scale	1/4" = 1'-0"
Drawing Number	E-W-121
Sheet Size	ARCH D

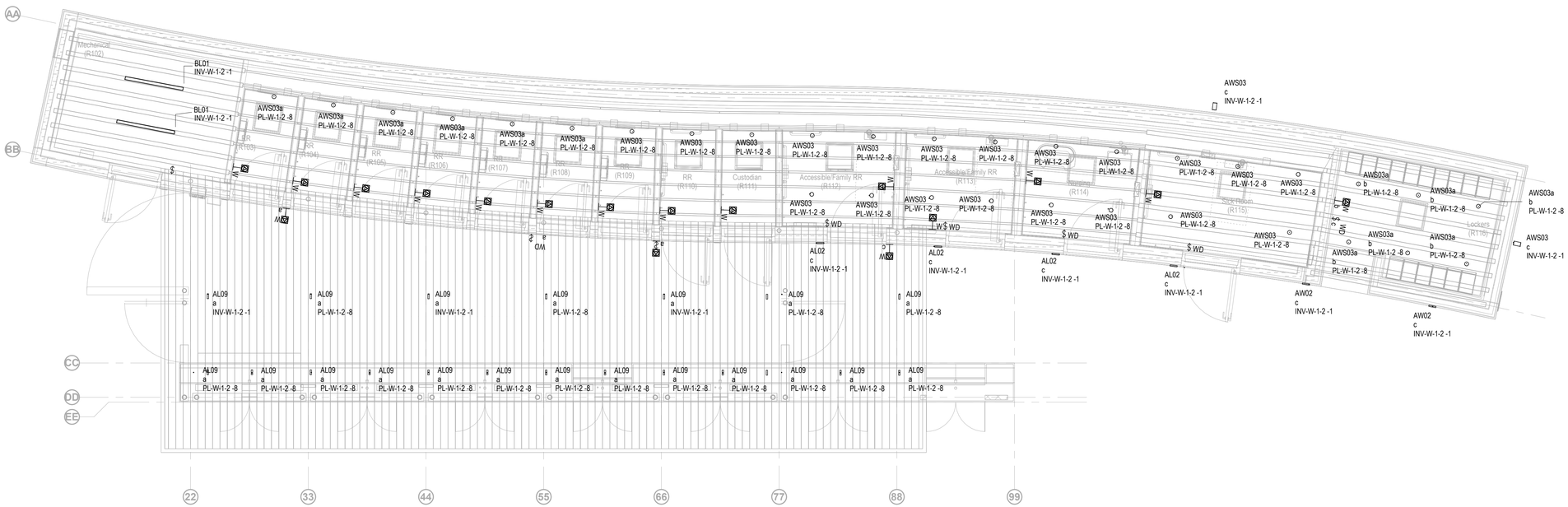

GENERAL NOTES

LIGHTING CONTROL NOTES:

A. PROVIDE AND INSTALL LOW VOLTAGE DIMMING WIRING FOR ALL CONTROL ZONES CONNECTED TO LIGHTING CONTROL SYSTEM INCLUDING SWITCHED-ONLY ZONES.

B. FLOOR PLANS ARE DIAGRAMMATIC TO REPRESENT REQUIRED OCCUPANCY SENSORS AND SWITCHES TO ACHIEVE CONTROL INTENT. LIGHTING CONTROL PANELS, POWER PACKS, POWER SUPPLIES, WIRELESS RECEIVERS, INTERFACES, ETC. ARE NOT EXPLICITLY SHOWN ON PLOOR PLANS. PROVIDE ALL DEVICES AND ACCESSORIES FOR A COMPLETE SYSTEM TO ACHIEVE DESIGN INTENT. REFER TO LIGHTING CONTROL DETAILS FOR FURTHER INFORATION.

C. WHEN NORMAL POWER IS AVAILABLE, LIGHT FIXTURES ON EMERGENCY POWER SHALL BE CONTROLLED WITH LIGHTING FIXTURES ON NORMAL POWER IN THE SAME ZONE. IN THE EVENT OF A POWER OUTAGE, EMERGENCY LIGHTING BYPASS RELAY SHALL OVERRIDE NORMAL CONTROL AND SWITCH FIXTURES ON EMERGENCY POWER TO FULL BRIGHTNESS. FIXTURES DESIGNATED 'EM' ON THE LIGHTING CONTROL SYSTEM SHALL BE CONNECTED TO BATTERY INVERTER. REFER TO LIGHTING CONTROL DETAILS

D. POWER AND CONTROL PANELS ARE PROVIDED FROM TICKETING BUILDING.

E. EXTERIOR SITE LIGHTING SHALL BE CONNECTED WITH #4 AWG CONDUCTOR TO OFFSET VOLTAGE DROP. CIRCUITS SHALL NOT EXCEED 8 AMPS CONNECTED LOAD.

F. THE CONTRACTOR SHALL REVIEW ALL DESIGN DRAWINGS FROM OTHER TRADES TO COVER ALL POWER NECESSARY FOR EQUIPMENT SHOWN BY OTHERS.

Owner
Storm King Art Center
1 Museum Road
New Windsor, NY 12553
+1 (845) 534-3115

Design Architect
heneghan peng architects
14-16 Lord Edward Street
Dublin, D02 YC63, IE
+353 1 633 9000

Executive Architect
WXY Architecture + Urban Design
224 Centre Street, 5th Floor
New York, NY 10013
+1 (212) 219-1953

Landscape Architect
Gustafson Porter + Bowman
1 Cobham Mews
London, MW1 9SB, UK
+44 020 7284 8950

Reed Hilderbrand LLC
33 Whitney Avenue, 3rd Floor
New Haven, CT, US 06510
+1 (617) 923-2422

Structural & Lighting
ARUP
77 Water Street
New York, NY, US 10005
+1 (212) 896-3000

MEPF & IT
BuroHappold
100 Broadway #23
New York, NY, US 10005
+1 (212) 616-0228

Civil
VHB
100 Great Oaks Blvd., Suite 118
Albany, NY, US 12203
+1 (518) 389-3606

AV & Acoustics
LSTN Consultants
76 Beaver Street, 2nd Floor
New York, NY, US 10005
+1 (347) 788-0810

Facade
Front Inc.
100 E. Broadway Street, #501
New York, NY, US 10002
+1 (212) 242-2220

Key Plan

N

Description	Date
Filing Set	06/17/22

Project

Storm King Art Center

Welcome Pavilions

Seal

NOT FOR CONSTRUCTION

Drawing Title

Restroom - Lighting Plan - Ground Level

Date	06/17/22
Scale	1/4" = 1'-0"
Drawing Number	E-W-201
Sheet Size	ARCH D

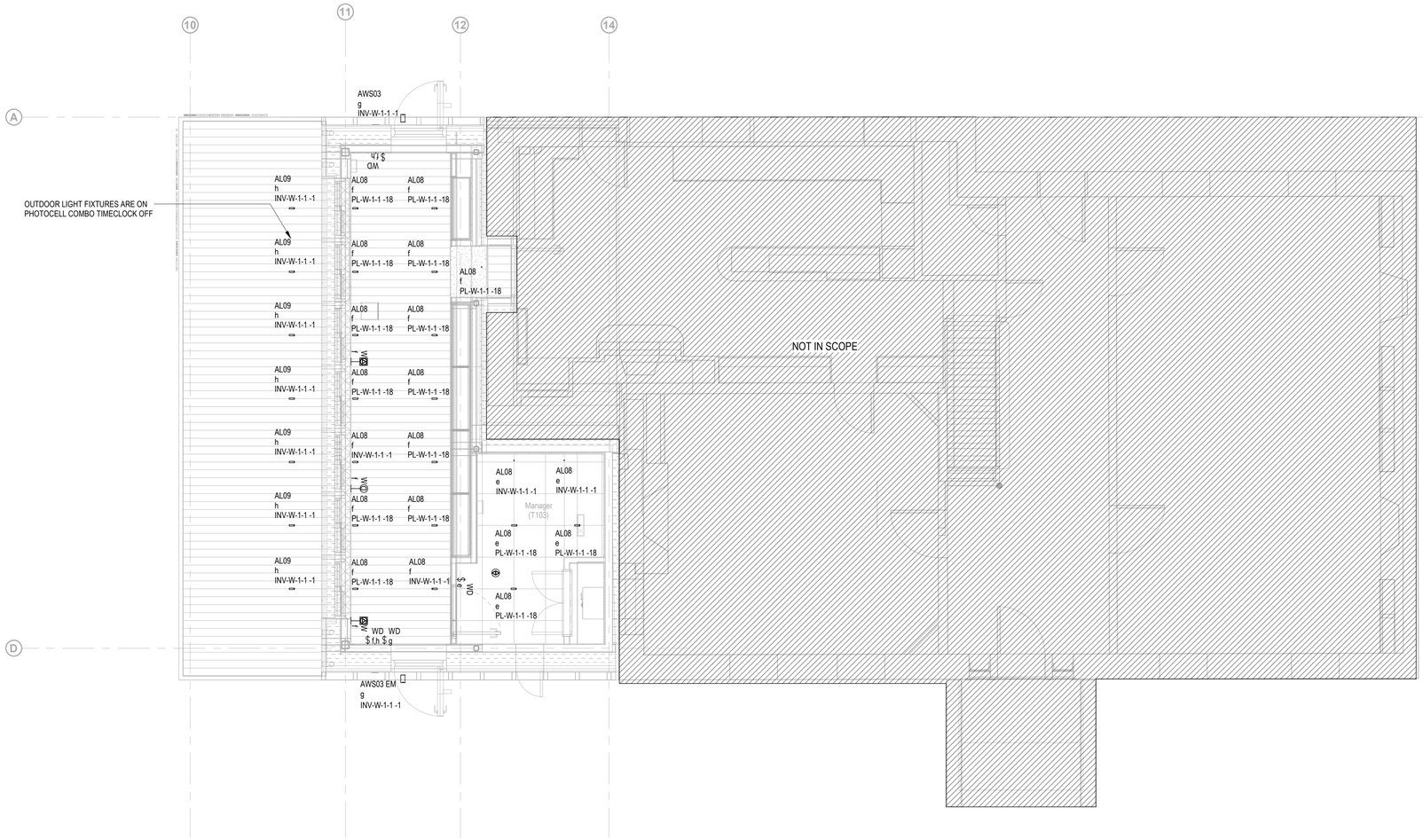

GENERAL NOTES

LIGHTING CONTROL NOTES:

A. PROVIDE AND INSTALL LOW VOLTAGE DIMMING WIRING FOR ALL CONTROL ZONES CONNECTED TO LIGHTING CONTROL SYSTEM INCLUDING SWITCHED-ONLY ZONES.

B. FLOOR PLANS ARE DIAGRAMMATIC TO REPRESENT REQUIRED OCCUPANCY SENSORS AND SWITCHES TO ACHIEVE CONTROL INTENT. LIGHTING CONTROL PANELS, POWER PACKS, POWER SUPPLIES, WIRELESS RECEIVERS, INTERFACES, ETC. ARE NOT EXPLICITLY SHOWN ON PLOOR PLANS. PROVIDE ALL DEVICES AND ACCESSORIES FOR A COMPLETE SYSTEM TO ACHIEVE DESIGN INTENT. REFER TO LIGHTING CONTROL DETAILS FOR FURTHER INFORATION.

C. WHEN NORMAL POWER IS AVAILABLE, LIGHT FIXTURES ON EMERGENCY POWER SHALL BE CONTROLLED WITH LIGHTING FIXTURES ON NORMAL POWER IN THE SAME ZONE. IN THE EVENT OF A POWER OUTAGE, EMERGENCY LIGHTING BYPASS RELAY SHALL OVERRIDE NORMAL CONTROL AND SWITCH FIXTURES ON EMERGENCY POWER TO FULL BRIGHTNESS. FIXTURES DESIGNATED 'EM' ON THE LIGHTING CONTROL SYSTEM SHALL BE CONNECTED TO BATTERY INVERTER. REFER TO LIGHTING CONTROL DETAILS

D. POWER AND CONTROL PANELS ARE PROVIDED FROM TICKETING BUILDING.

E. EXTERIOR SITE LIGHTING SHALL BE CONNECTED WITH #4 AWG CONDUCTOR TO OFFSET VOLTAGE DROP. CIRCUITS SHALL NOT EXCEED 8 AMPS CONNECTED LOAD.

F. THE CONTRACTOR SHALL REVIEW ALL DESIGN DRAWINGS FROM OTHER TRADES TO COVER ALL POWER NECESSARY FOR EQUIPMENT SHOWN BY OTHERS.

Owner
Storm King Art Center
1 Museum Road
New Windsor, NY 12553
+1 (845) 534-3115

Design Architect
heneghan peng architects
14-16 Lord Edward Street
Dublin, D02 YC63, IE
+353 1 633 9000

Executive Architect
WXY Architecture + Urban Design
224 Centre Street, 5th Floor
New York, NY 10013
+1 (212) 219-1953

Landscape Architect
Gustafson Porter + Bowman
1 Cobham Mews
London, MW1 9SB, UK
+44 020 7284 8950

Reed Hilderbrand LLC
33 Whitney Avenue, 3rd Floor
New Haven, CT, US 06510
+1 (617) 923-2422

Structural & Lighting
ARUP
77 Water Street
New York, NY, US 10005
+1 (212) 896-3000

MEPF & IT
BuroHappold
100 Broadway #23
New York, NY, US 10005
+1 (212) 616-0228

Civil
VHB
100 Great Oaks Blvd., Suite 118
Albany, NY, US 12203
+1 (518) 389-3606

AV & Acoustics
LSTN Consultants
76 Beaver Street, 2nd Floor
New York, NY, US 10005
+1 (347) 788-0810

Facade
Front Inc.
100 E. Broadway Street, #501
New York, NY, US 10002
+1 (212) 242-2220

Key Plan

N

Description	Date
Filing Set	06/17/22

Project

Storm King Art Center

Welcome Pavilions

Seal

NOT FOR CONSTRUCTION

Drawing Title

Ticketing - Lighting Plan - Ground Level

Date	06/17/22
Scale	1/4" = 1'-0"
Drawing Number	E-W-211
Sheet Size	ARCH D

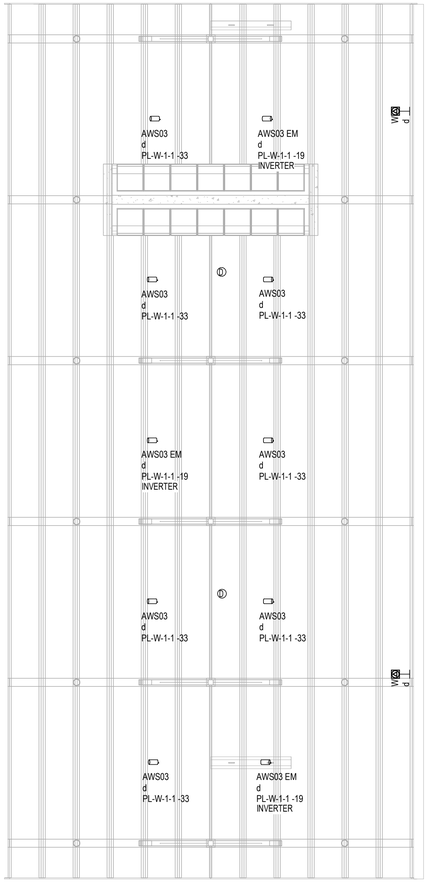

GENERAL NOTES

LIGHTING CONTROL NOTES:

A. PROVIDE AND INSTALL LOW VOLTAGE DIMMING WIRING FOR ALL CONTROL ZONES CONNECTED TO LIGHTING CONTROL SYSTEM INCLUDING SWITCHED-ONLY ZONES.

B. FLOOR PLANS ARE DIAGRAMMATIC TO REPRESENT REQUIRED OCCUPANCY SENSORS AND SWITCHES TO ACHIEVE CONTROL INTENT. LIGHTING CONTROL PANELS, POWER PACKS, POWER SUPPLIES, WIRELESS RECEIVERS, INTERFACES, ETC. ARE NOT EXPLICITLY SHOWN ON PLOOR PLANS. PROVIDE ALL DEVICES AND ACCESSORIES FOR A COMPLETE SYSTEM TO ACHIEVE DESIGN INTENT. REFER TO LIGHTING CONTROL DETAILS FOR FURTHER INFORMATION.

C. ALLOW FOR (10) CONTROL ZONES FOR SITE LIGHTING.

D. POWER AND CONTROL PANELS ARE PROVIDED FROM TICKETING BUILDING

Owner
Storm King Art Center
1 Museum Road
New Windsor, NY 12553
+1 (845) 534-3115

Design Architect
heneghan peng architects
14-16 Lord Edward Street
Dublin, D02 YC63, IE
+353 1 633 9000

Executive Architect
WXY Architecture + Urban Design
224 Centre Street, 5th Floor
New York, NY 10013
+1 (212) 219-1953

Landscape Architect
Gustafson Porter + Bowman
1 Cobham Mews
London, MW1 9SB, UK
+44 020 7284 8950

Reed Hilderbrand LLC
33 Whitney Avenue, 3rd Floor
New Haven, CT, US 06510
+1 (617) 923-2422

Structural & Lighting
ARUP
77 Water Street
New York, NY, US 10005
+1 (212) 896-3000

MEPF & IT
BuroHappold
100 Broadway #23
New York, NY, US 10005
+1 (212) 616-0228

Civil
VHB
100 Great Oaks Blvd., Suite 118
Albany, NY, US 12203
+1 (518) 389-3606

AV & Acoustics
LSTN Consultants
76 Beaver Street, 2nd Floor
New York, NY, US 10005
+1 (347) 788-0810

Facade
Front Inc.
100 E. Broadway Street, #501
New York, NY, US 10002
+1 (212) 242-2220

Key Plan

N

Description	Date
Filing Set	06/17/22

Project

Storm King Art Center

Welcome Pavilions

Seal

NOT FOR CONSTRUCTION

Drawing Title

Canopy - Lighting Plan - Ground Level

Date	06/17/22
Scale	1/4" = 1'-0"
Drawing Number	E-W-221
Sheet Size	ARCH D

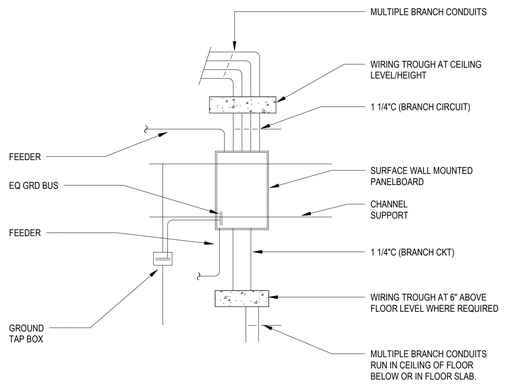

1 TYPICAL PANELBOARD INSTALLATION

NOT TO SCALE

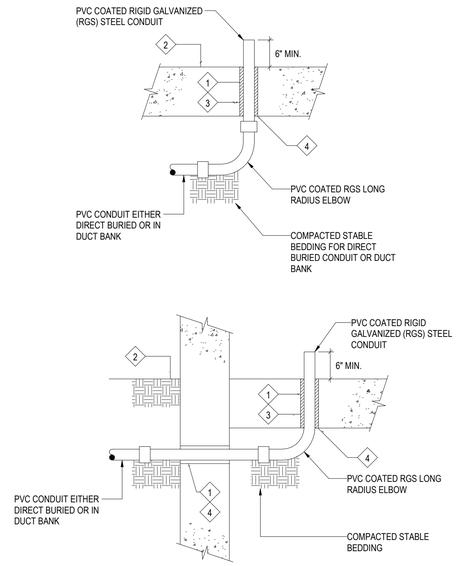

NOTE:

1. PROVIDE SLEEVE AND WATERTIGHT CONDUIT SEAL.
2. TOP OF A CONCRETE FLOOR SLAB OR HOUSEKEEPING PAD.
3. PROVIDE U.L. LISTED SEALANT TO PREVENT THE TRANSFER OF METHANE GAS.
4. CONTRACTOR TO COORDINATE ALL PENETRATIONS WITH STRUCTURAL ENGINEER.

2 ON-GRADE FLOOR SLAB CONDUIT STUB-UP DETAILS

NOT TO SCALE

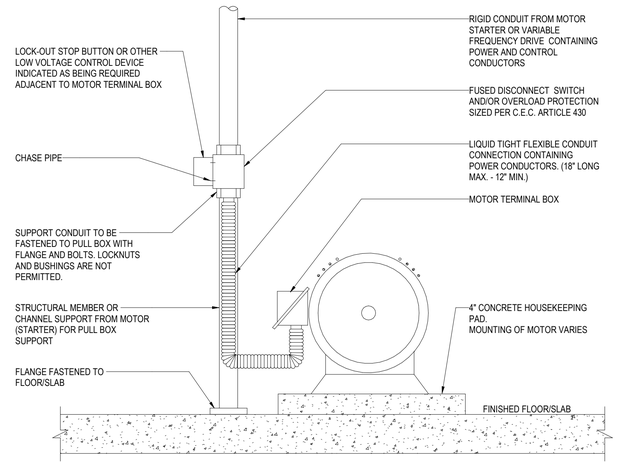

NOTES:

1. MOTOR SHALL BE FURNISHED AND INSTALLED BY OTHERS U.O.N. AND WIRED BY DIVISION 26.
2. INSTALL FLEXIBLE CONDUIT SLACK-TO-THE-TOUCH TO ALLOW FREE MOTION OF THE MOTOR SKID.

3 TYPICAL FLOOR MOUNTED MOTOR CONNECTION

NOT TO SCALE

UL SYSTEM No. W-L-1164

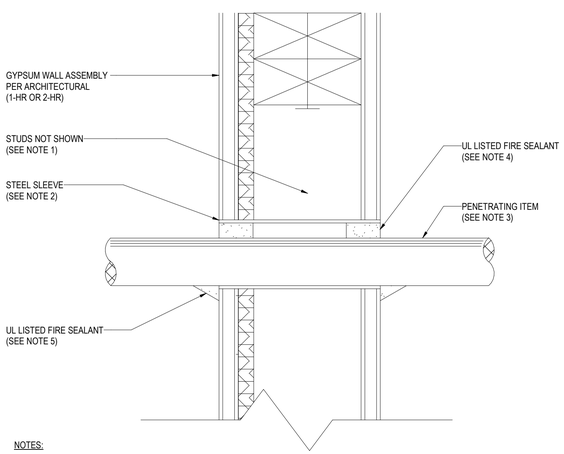

NOTES:

1. WOOD STUDS TO CONSIST OF NOMINAL 2" x 4" LUMBER. STEEL STUDS TO BE MINIMUM 2-1/2" WIDE. REFER TO ARCHITECTURAL DETAILS.
2. MAXIMUM 32" DIAMETER STEEL PIPE SLEEVE. MAXIMUM DIAMETER OPENING = 32" FOR STEEL STUD WALLS AND 14-1/2" FOR WOOD STUD WALLS. ANNULAR SPACE = 0" MINIMUM AND 1-7/8" MAXIMUM.
3. MAXIMUM 6" NOMINAL DIAMETER STEEL CONDUIT AND/OR MAXIMUM 4" NOMINAL DIAMETER EMT CONDUIT.
4. MINIMUM 5/8" DEPTH FOR 1-HR FIRE RATING AND 1-1/4" FOR 2-HR FIRE RATING HILTI FS-ONE INTUMESCENT FIRESTOP SEALANT OR EQUAL FLUSH WITH WALL. MATCH THE FIRE RATING OF ASSEMBLY PER ARCHITECTURAL DRAWINGS.
5. MINIMUM 1/2" BEAD HILTI FS-ONE INTUMESCENT FIRESTOP SEALANT OR EQUAL AT POINT OF CONTACT.
6. MAXIMUM 32" DIAMETER STEEL PIPE SLEEVE. MAXIMUM DIAMETER OPENING = 32" FOR STEEL STUD WALLS AND 14-1/2" FOR WOOD STUD WALLS. ANNULAR SPACE = 0" MINIMUM AND 1-7/8" MAXIMUM.
7. MAXIMUM 6" NOMINAL DIAMETER STEEL CONDUIT AND/OR MAXIMUM 4" NOMINAL DIAMETER EMT CONDUIT.
8. MINIMUM 5/8" DEPTH FOR 1-HR FIRE RATING AND 1-1/4" FOR 2-HR FIRE RATING HILTI FS-ONE INTUMESCENT FIRESTOP SEALANT OR EQUAL FLUSH WITH WALL. MATCH THE FIRE RATING OF ASSEMBLY PER ARCHITECTURAL DRAWINGS.
9. MINIMUM 1/2" BEAD HILTI FS-ONE INTUMESCENT FIRESTOP SEALANT OR EQUAL AT POINT OF CONTACT.

4 CONDUIT PENETRATION THRU RATED INTERIOR WALL

NOT TO SCALE

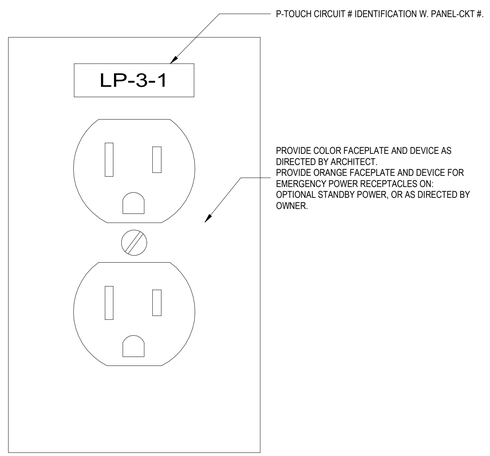

5 RECEPTACLE IDENTIFICATION DETAIL

NOT TO SCALE

Owner
Storm King Art Center
1 Museum Road
New Windsor, NY 12553
+1 (845) 534-3115

Design Architect
heneghan peng architects
14-16 Lord Edward Street
Dublin, D02 YC63, IE
+353 1 633 9000

Executive Architect
WXY Architecture + Urban Design
224 Centre Street, 5th Floor
New York, NY 10013
+1 (212) 219-1953

Landscape Architect
Gustafson Porter + Bowman
1 Cobham Mews
London, MW1 9SB, UK
+44 020 7284 8950

Reed Hilderbrand LLC
33 Whitney Avenue, 3rd Floor
New Haven, CT, US 06510
+1 (617) 923-2422

Structural & Lighting
ARUP
77 Water Street
New York, NY, US 10005
+1 (212) 896-3000

MEPF & IT
BuroHappold
100 Broadway #23
New York, NY, US 10005
+1 (212) 616-0228

Civil
VHB
100 Great Oaks Blvd., Suite 118
Albany, NY, US 12203
+1 (518) 389-3606

AV & Acoustics
LSTN Consultants
76 Beaver Street, 2nd Floor
New York, NY, US 10005
+1 (347) 788-0810

Facade
Front Inc.
100 E. Broadway Street, #501
New York, NY, US 10002
+1 (212) 242-2220

Key Plan

Description	Date
Filing Set	06/17/22

Project

Storm King Art Center

Welcome Pavilions

Seal

NOT FOR CONSTRUCTION

Drawing Title

Electrical Details

Date	06/17/22
Scale	Not to Scale
Drawing Number	E-W-501
Sheet Size	ARCH D

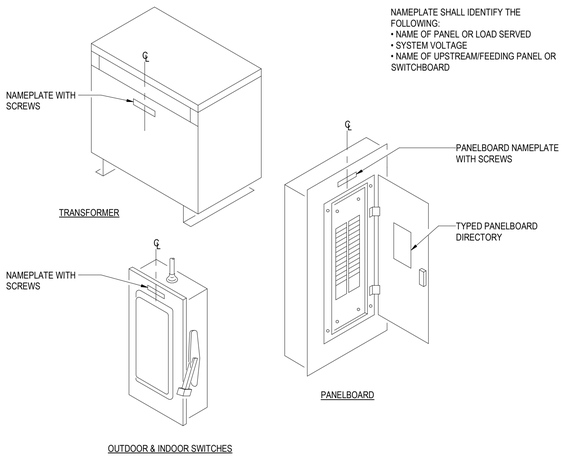

NOTE:

NAMEPLATE SHALL IDENTIFY THE FOLLOWING:
- NAME OF PANEL OR LOAD SERVED
- SYSTEM VOLTAGE
- NAME OF UPSTREAM/FEEDING PANEL OR SWITCHBOARD

NOTES:

1. REFER TO SPECIFICATION 260553 FOR LABELING REQUIREMENTS.
2. PROVIDE LAMINATED, ENGRAVED PLASTIC NAMEPLATES WITH ⅜ INCH HIGH LETTERS FOR ALL SWITCHGEAR, SWITCHBOARDS, MOTOR CONTROL CENTERS, TRANSFER SWITCHES, PANELBOARDS, SIGNAL SYSTEM EQUIPMENT CABINETS, AND TERMINAL CABINETS.
3. PROVIDE SIMILAR NAMEPLATES WITH ⅜ INCH HIGH LETTERS FOR TRANSFORMERS, TIME SWITCHES, INDIVIDUALLY MOUNTED BREAKERS, SWITCHES AND CONTROLS, SWITCHBOARDS, AND MOTOR CENTER BRANCH DEVICES.
4. ATTACH NAMEPLATES TO GEAR WITH SHEET METAL SCREWS. ADHESIVE MOUNTED NAMEPLATES ARE NOT ACCEPTABLE.
5. REFER TO SINGLE LINE DIAGRAMS AND SCHEDULES FOR ACTUAL DESIGNATIONS AND CIRCUIT NUMBERS THAT APPLY TO THIS PROJECT.

1 IDENTIFICATION OF ELECTRICAL EQUIPMENT

NOT TO SCALE

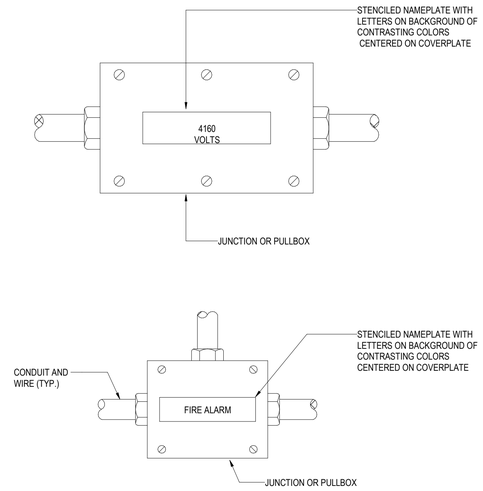

NOTES:

1. REFER TO SPECIFICATION 260553 FOR LABELING REQUIREMENTS.
2. PROVIDE READILY VISIBLE BLOCK LETTER STENCILED DESIGNATIONS FOR THE FOLLOWING WITH ⅜ INCH HIGH MINIMUM LETTERS ON BACKGROUND OF CONTRASTING COLORS:
A. JUNCTION AND PULL BOXES OF SIGNAL AND COMMUNICATION SYSTEMS IDENTIFYING SYSTEM AND VOLTAGE.
B. LIGHTING OUTLET AND JUNCTION BOXES: IDENTIFY VOLTAGE AND CIRCUITS CONTAINED WITHIN BOX.
C. 480V OUTLET AND JUNCTION BOXES: 480V. IDENTIFY CIRCUIT(S).
D. EACH 10 FOOT LENGTH OF MEDIUM VOLTAGE CONDUIT, EXPOSED OR IN ACCESSIBLE CEILING SPACE AND ASSOCIATED JUNCTION AND PULL BOXES: DANGER HIGH VOLTAGE
E. FEEDER CONDUIT RUNS ON 25 FOOT CENTERS ON BOTH SIDES OF WALL AND FLOOR PENETRATIONS AND ABOVE DEMOUNTABLE CEILINGS. INDICATE CIRCUIT DESIGNATION AND NUMBER ON ALL FEEDERS. INDICATE SYSTEM ON ALL SIGNAL AND COMMUNICATIONS SYSTEM CONDUIT SIZED 1 1/2" AND LARGER.

2 IDENTIFICATION OF ELECTRICAL BOXES

NOT TO SCALE

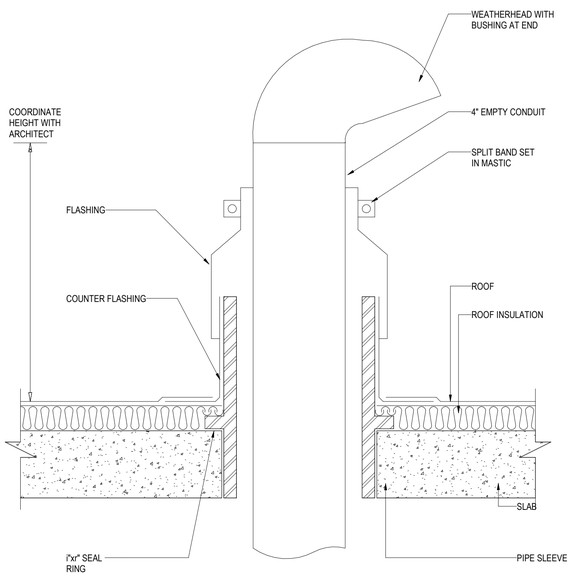

4 CONDUIT PENETRATION THRU ROOF DETAIL

NOT TO SCALE

Owner
Storm King Art Center
1 Museum Road
New Windsor, NY 12553
+1 (845) 534-3115

Design Architect
heneghan peng architects
14-16 Lord Edward Street
Dublin, D02 YC63, IE
+353 1 633 9000

Executive Architect
WXY Architecture + Urban Design
224 Centre Street, 5th Floor
New York, NY 10013
+1 (212) 219-1953

Landscape Architect
Gustafson Porter + Bowman
1 Cobham Mews
London, MW1 9SB, UK
+44 020 7284 8950

Reed Hilderbrand LLC
33 Whitney Avenue, 3rd Floor
New Haven, CT, US 06510
+1 (617) 923-2422

Structural & Lighting
ARUP
77 Water Street
New York, NY, US 10005
+1 (212) 896-3000

MEPF & IT
BuroHappold
100 Broadway #23
New York, NY, US 10005
+1 (212) 616-0228

Civil
VHB
100 Great Oaks Blvd., Suite 118
Albany, NY, US 12203
+1 (518) 389-3606

AV & Acoustics
LSTN Consultants
76 Beaver Street, 2nd Floor
New York, NY, US 10005
+1 (347) 788-0810

Facade
Front Inc.
100 E. Broadway Street, #501
New York, NY, US 10002
+1 (212) 242-2220

Key Plan

Description	Date
Filing Set	06/17/22

Project

Storm King Art Center

Welcome Pavilions

Seal

NOT FOR CONSTRUCTION

Drawing Title

Electrical Details

Date	06/17/22
Scale	Not to Scale
Drawing Number	E-W-502
Sheet Size	ARCH D

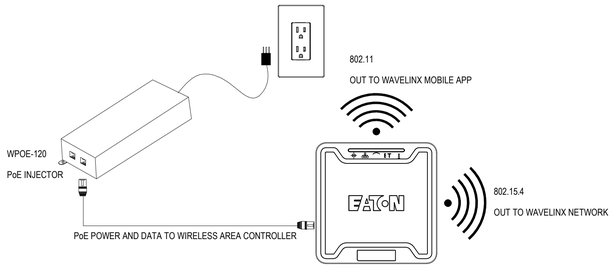

1 POE POWER TO WIRELESS CONTROLLER DETAIL

NOT TO SCALE

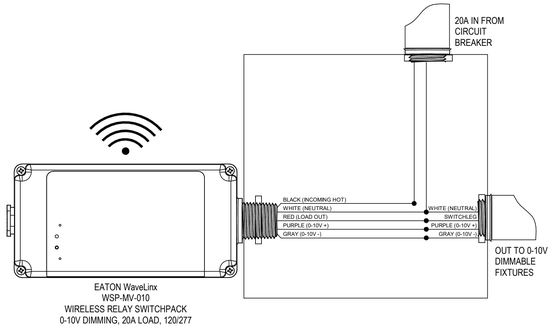

2 TYPICAL WIRELESS SWITCHPACK WIRING DETAIL

NOT TO SCALE

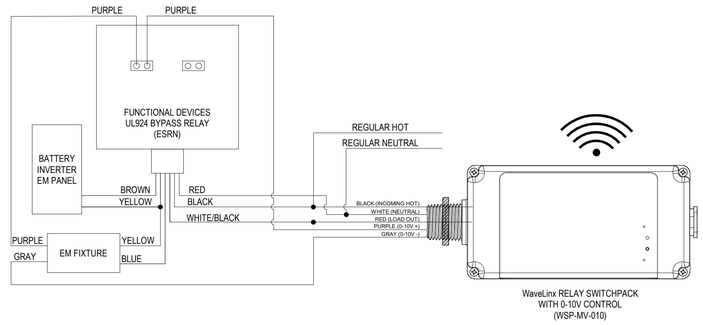

3 EMERGENCY BYPASS RELAY AND WIRELESS SWITCHPACK DETAIL

NOT TO SCALE

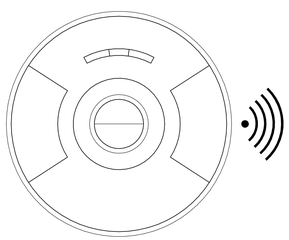

EATON WaveLinx
CWPD-1500
VACANCY/OCCUPANCY/DAYLIGHT SENSOR WITH
OPEN LOOP
PHOTOCELL, BATTERY POWERED
WITH MASKING LENS FOR WALL-MOUNT
APPLICATION

4 WIRELESS BATTERY POWERED OCCUPANCY/DAYLIGHT SENSOR DETAIL

NOT TO SCALE

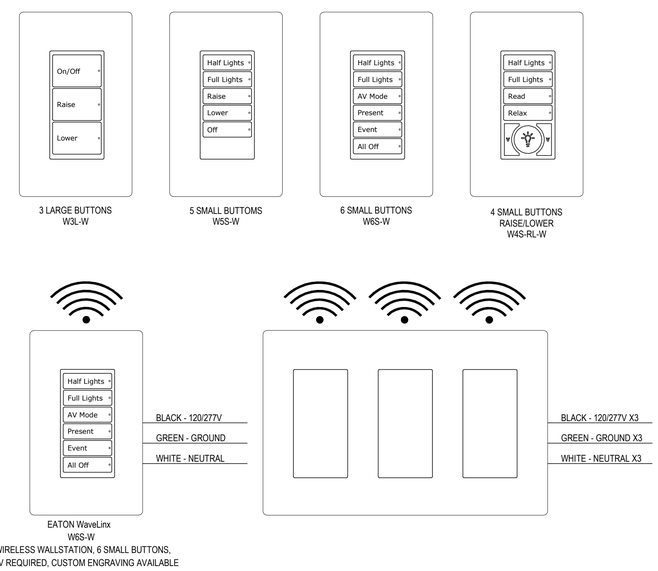

5 WIRELESS WALL STATION DETAILS

NOT TO SCALE

Owner
Storm King Art Center
1 Museum Road
New Windsor, NY 12553
+1 (845) 534-3115

Design Architect
heneghan peng architects
14-16 Lord Edward Street
Dublin, D02 YC63, IE
+353 1 633 9000

Executive Architect
WXY Architecture + Urban Design
224 Centre Street, 5th Floor
New York, NY 10013
+1 (212) 219-1953

Landscape Architect
Gustafson Porter + Bowman
1 Cobham Mews
London, MW1 9SB, UK
+44 020 7284 8950

Reed Hilderbrand LLC
33 Whitney Avenue, 3rd Floor
New Haven, CT, US 06510
+1 (617) 923-2422

Structural & Lighting
ARUP
77 Water Street
New York, NY, US 10005
+1 (212) 896-3000

MEPF & IT
BuroHappold
100 Broadway #23
New York, NY, US 10005
+1 (212) 616-0228

Civil
VHB
100 Great Oaks Blvd., Suite 118
Albany, NY, US 12203
+1 (518) 389-3606

AV & Acoustics
LSTN Consultants
76 Beaver Street, 2nd Floor
New York, NY, US 10005
+1 (347) 788-0810

Facade
Front Inc.
100 E. Broadway Street, #501
New York, NY, US 10002
+1 (212) 242-2220

Key Plan

Description	Date
Filing Set	06/17/22

Project

Storm King Art Center

Welcome Pavilions

Seal

NOT FOR CONSTRUCTION

Drawing Title

Electrical Details

Date	06/17/22
Scale	Not to Scale
Drawing Number	E-W-503
Sheet Size	ARCH D

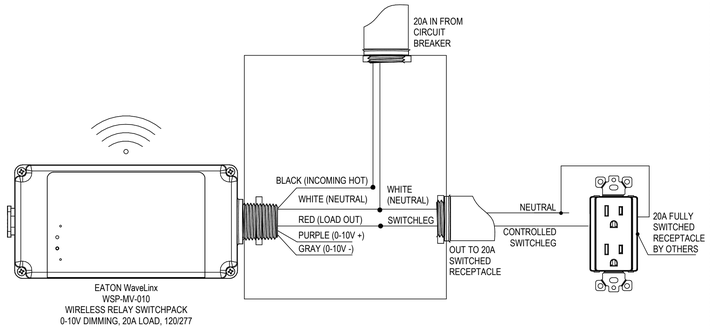

AUTOMATIC RECEPTACLE CONTROL VIA LIGHTING CONTROL:

1. AUTOMATIC RECEPTACLE CONTROL SHALL BE PROVIDED IN ACCORDANCE WITH ASHRAE 8.4.2 TO ALL REQUIRED SPACES, INDIVIDUAL WORKSTATIONS, AND ENERGIZED MODULAR FURNITURE.
2. EACH CONTROLLED RECEPTACLE SHALL TURN OFF WITHIN 20 MINUTES OF ALL OCCUPANTS LEAVING THE SPACE CONTAINING THE CONTROLLED RECEPTACLES.
3. AT LEAST 50% OF ALL 120V 15A-20A RECEPTACLES IN EACH OF THE FOLLOWING SPACES IDENTIFIED SHALL BE AUTOMATICALLY CONTROLLED:

   PRIVATE OFFICES
   CONFERENCE ROOMS
   COPY/PRINT ROOMS
   BREAK ROOMS
   WORKSTATIONS

4. AT LEAST 25% OF OF ALL 120V 15A-20A BRANCH CIRCUIT FEEDERS INSTALLED FOR MODULAR FURNITURE SHALL BE AUTOMATICALLY CONTROLLED.
5. EACH CONTROLLED RECEPTACLE SHALL BE PERMANENTLY MARKED TO VISUALLY DIFFERENTIATE THEM FROM UNCONTROLLED RECEPTACLES.

1 WIRELESS RELAY SWITCHPACK

NOT TO SCALE

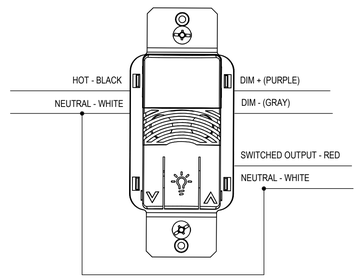

2 DUAL TECH VACANCY SENSOR DIMMING WALL STATION

NOT TO SCALE

Owner
Storm King Art Center
1 Museum Road
New Windsor, NY 12553
+1 (845) 534-3115

Design Architect
heneghan peng architects
14-16 Lord Edward Street
Dublin, D02 YC63, IE
+353 1 633 9000

Executive Architect
WXY Architecture + Urban Design
224 Centre Street, 5th Floor
New York, NY 10013
+1 (212) 219-1953

Landscape Architect
Gustafson Porter + Bowman
1 Cobham Mews
London, MW1 9SB, UK
+44 020 7284 8950

Reed Hilderbrand LLC
33 Whitney Avenue, 3rd Floor
New Haven, CT, US 06510
+1 (617) 923-2422

Structural & Lighting
ARUP
77 Water Street
New York, NY, US 10005
+1 (212) 896-3000

MEPF & IT
BuroHappold
100 Broadway #23
New York, NY, US 10005
+1 (212) 616-0228

Civil
VHB
100 Great Oaks Blvd., Suite 118
Albany, NY, US 12203
+1 (518) 389-3606

AV & Acoustics
LSTN Consultants
76 Beaver Street, 2nd Floor
New York, NY, US 10005
+1 (347) 788-0810

Facade
Front Inc.
100 E. Broadway Street, #501
New York, NY, US 10002
+1 (212) 242-2220

Key Plan

Description	Date
Filing Set	06/17/22

Project

Storm King Art Center

Welcome Pavilions

Seal

NOT FOR CONSTRUCTION

Drawing Title

Electrical Details

Date	06/17/22
Scale	Not to Scale
Drawing Number	E-W-504
Sheet Size	ARCH D

FEEDER SCHEDULE

DEVICE	FEEDER
20	
INV-W-1-1	3/4"C, 3#12, #12N, #12G
225	
INV-W-1-2	2-1/2"C, 3-4/0, 4/0N, 4/0G
PL-W-1-1	2-1/2"C, 3-4/0, 4/0N, #4G
400	
PL-W-1-2	3-1/2"C, 3-600kcmil, 600kcmil N, 2/0G
PL-W-1-3	3-1/2"C, 3-600kcmil, 600kcmil N, #2G
600	
DPL-W-1-1	(2)3"C, 3-350kcmil, 350kcmil N, #2G

E - EQUIPMENT (MECHANICAL, PLUMBING, FIRE PROTECTION) SCHEDULE

EQUIPMENT	LEVEL	HP RATING	kVA	FLA	DISCONNECT SIZE	VOLTAGE	PHASE	POLES	PANELBOARD
ACCU W-1-1	Second Level - Ticketing		5.241 kVA	25 A	30	208 V	1	2	DPL-W-1-1
BMS CONTROL	Second Level - Ticketing		0.500 kVA	25 A	0	120 V	1	1	PL-W-1-1
DDCP	TICKETING LEVEL 1		1.000 kVA	0 A	0	120 V	0	1	PL-W-1-1
DH-W-1-1	Ground Level - Restroom		11.500 kVA	72 A	100	208 V	1	2	PL-W-1-2
DOMESTIC WELL WATER PUMP (BY CIVIL)	TICKETING LEVEL 1	5	6.020 kVA	17 A	0	208 V	3	3	PL-W-1-2
DWHP W-1-1	Ground Level - Restroom		6.020 kVA	15 A	30	208 V	1	2	PL-W-1-2
ERV-W-1-1	Ground Level - Restroom		1.830 kVA	9 A	30	208 V	1	2	PL-W-1-2
FCU W-1-1	TICKETING LEVEL 1		0.800 kVA	2 A	30	208 V	1	2	PL-W-1-1
GWT W-0-1	Ground Level - Restroom	5	6.020 kVA	15 A	30	208 V	3	3	PL-W-1-2
RF-W-1-1	Ground Level - Restroom		0.390 kVA	4 A	30	120 V	1	1	PL-W-1-2
RF-W-1-2	Ground Level - Restroom		0.390 kVA	4 A	30	120 V	1	1	PL-W-1-2
RF-W-1-3	Ground Level - Restroom		0.390 kVA	4 A	30	120 V	1	1	PL-W-1-2
RF-W-1-4	Ground Level - Restroom		0.390 kVA	4 A	30	120 V	1	1	PL-W-1-2
RF-W-1-5	Ground Level - Restroom		0.390 kVA	4 A	30	120 V	1	1	PL-W-1-2
RF-W-1-6	Ground Level - Restroom		0.390 kVA	4 A	30	120 V	1	1	PL-W-1-2
RF-W-1-7	Ground Level - Restroom		0.390 kVA	4 A	30	120 V	1	1	PL-W-1-2
RF-W-1-8	Ground Level - Restroom		0.390 kVA	4 A	30	120 V	1	1	PL-W-1-2
RF-W-1-9	Ground Level - Restroom		0.390 kVA	4 A	30	120 V	1	1	PL-W-1-2
SP-W-1-1	Ground Level - Restroom		1.920 kVA	16 A	30	120 V	1	1	PL-W-1-2
TH-W-1-1	TICKETING LEVEL 1		0.750 kVA	4 A	30	208 V	1	2	PL-W-1-1
TH-W-1-1	TICKETING LEVEL 1		0.750 kVA	4 A	30	208 V	1	2	PL-W-1-1
TH-W-1-1	TICKETING LEVEL 1		0.750 kVA	4 A	30	208 V	1	2	PL-W-1-1
TH-W-1-1	TICKETING LEVEL 1		0.750 kVA	4 A	30	208 V	1	2	PL-W-1-1
TH-W-1-1	TICKETING LEVEL 1		0.750 kVA	4 A	30	208 V	1	2	PL-W-1-1
TH-W-1-1	TICKETING LEVEL 1		0.750 kVA	4 A	30	208 V	1	2	PL-W-1-1
TH-W-1-1	TICKETING LEVEL 1		0.750 kVA	4 A	30	208 V	1	2	PL-W-1-1
UH-W-1-1	Ground Level - Restroom		2.000 kVA	6 A	30	208 V	3	3	PL-W-1-2

BACK OF HOUSE LIGHTING FIXTURE SCHEDULE

FIXTURE TYPE	SYMBOL	FIXTURE DESCRIPTION	MANUFACTURER	CATALOG NUMBER	UNITS	LAMPS			CONTROL		TOTAL WATTAGE
						QTY. PER UNIT	TYPE	WATTS	VOLTAGE	TYPE	
BL01		4' SUSPENDED/SURFACE MOUNTED INDUSTRIAL	CREE - LS SERIES	LS4-25L-35K-120-10V	EACH	1	3500K LED	23 W	UNV	INTEGRAL 0-10V DIMMING	23 W

GENERAL NOTES:

A. REFER TO MECHANICAL, PLUMBING AND FIRE PROTECTION DRAWINGS FOR EQUIPMENT LOCATIONS. ALLOW FOR ALL FINAL CONNECTIONS WITH LOCAL DISCONNECT SWITCHES, OVERCURRENT PROTECTION AND HOOK UPS.

B. REFER TO LIGHTING FIXTURE SPECIFICATION FOR REFERENCED CONTROL NARRATIVE AND PRELIMINARY LIGHTING FIXTURE SCHEDULE.

Owner
Storm King Art Center
1 Museum Road
New Windsor, NY 12553
+1 (845) 534-3115

Design Architect
heneghan peng architects
14-16 Lord Edward Street
Dublin, D02 YC63, IE
+353 1 633 9000

Executive Architect
WXY Architecture + Urban Design
224 Centre Street, 5th Floor
New York, NY 10013
+1 (212) 219-1953

Landscape Architect
Gustafson Porter + Bowman
1 Cobham Mews
London, MW1 9SB, UK
+44 020 7284 8950

Reed Hilderbrand LLC
33 Whitney Avenue, 3rd Floor
New Haven, CT, US 06510
+1 (617) 923-2422

Structural & Lighting
ARUP
77 Water Street
New York, NY, US 10005
+1 (212) 896-3000

MEPF & IT
BuroHappold
100 Broadway #23
New York, NY, US 10005
+1 (212) 616-0228

Civil
VHB
100 Great Oaks Blvd., Suite 118
Albany, NY, US 12203
+1 (518) 389-3606

AV & Acoustics
LSTN Consultants
76 Beaver Street, 2nd Floor
New York, NY, US 10005
+1 (347) 788-0810

Facade
Front Inc.
100 E. Broadway Street, #501
New York, NY, US 10002
+1 (212) 242-2220

Key Plan

Description	Date
Filing Set	06/17/22

Project

Storm King Art Center

Welcome Pavilions

Seal

NOT FOR CONSTRUCTION

Drawing Title

Welcome - Electrical Schedules

Date	06/17/22
Scale	Not to Scale
Drawing Number	E-W-601
Sheet Size	ARCH D

DPL-W-1-1

ROOM:
MOUNTING: FLOOR
FED FROM: TX-W-1-1
NOTES: PROVIDE BACK-FEED RATED MAIN BREAKER AND BREAKER SUPPLYING DOWNSTREAM PANEL WITH PV ARRAY.

VOLTS: 208Y/120V, 3P 4W
BUS AMPS: 600 A
NEUTRAL: 100%

A.I.C.: 65,000
MAINS: 600 A MCB
LUGS: STANDARD

CKT #	CIRCUIT DESCRIPTION	A	B	C	CKT BKR	# OF POLES	FEEDER RACEWAY AND CONDUCTORS
1	PL-W-1-2	20099	23090	26385	225 A	3	3-1/2"C, 3-600kcmil, 600kcmil N, 2/0G
2	PL-W-1-1	8917	6447	6468	225 A	3	2-1/2"C, 3-4/0, 4/0N, #4G
3	PL-W-1-3	28400	28400	28400	400 A	3	3-1/2"C, 3-600kcmil, 600kcmil N, #2G
4	ACCU W-2-1	2621	2621		40 A	2	3/4"C, 2#8, #8N, #10G
5	Spare	0			60 A	1	--
6	Spare	0			60 A	1	--
7	Space	0			--	--	--
8	Space	0			--	--	--
9	Space	0			--	--	--
10	Space	0			--	--	--
11	Space	0			--	--	--
12	Space	0			--	--	--
		60,036 VA	60,558 VA	61,253 VA			
		500 A	505 A	511 A			

LOAD CLASSIFICATION	CONNECTED LOAD	DEMAND	CALCULATED LOAD
LIGHTING	2.096 kVA	125%	2.620 kVA
MOTORS	0.000 kVA	125% LARGEST, 100% REMAINDER	0.000 kVA
RECEPTACLES	14.520 kVA	100% FIRST 10kVA, 50% REMAINDER	12.260 kVA
HEATING/COOLING	60.731 kVA	100%	60.731 kVA
KITCHEN	0.000 kVA	PER NEC TABLE 220.56	0.000 kVA
CONTINUOUS	93.400 kVA	125%	116.750 kVA
NONCONTINUOUS	9.850 kVA	100%	9.850 kVA
NONCOINCIDENTAL	0.000 kVA	0%	0.000 kVA

TOTALS
TOTAL CONNECTED : 181,847 VA
TOTAL CALCULATED DEMAND: 203,461 VA
BALANCED THREE PHASE AMPS: 565 A

0.1

PL-W-1-3

ROOM:
MOUNTING: SURFACE
FED FROM: DPL-W-1-1
NOTE:

VOLTS: 208Y/120V, 3P 4W
BUS AMPS: 400 A
NEUTRAL: 100%

A.I.C.: 22,000
MCB: 400 A MLO
LUGS: STANDARD

CONDUIT & CONDUCTOR	CKT #	CKT BKR	# OF POLES	CIRCUIT DESCRIPTION	A		B		C		CIRCUIT DESCRIPTION	# OF POLES	CKT BKR	CKT #	CONDUIT & CONDUCTOR
3/4"C,3#10,#10N,#10G	1	30 A	3	EV-1	2367	2367					EV-2	3	30 A	2	3/4"C,3#10,#10N,#10G
--	3	--	--	--			2367	2367			--	--	--	4	--
--	5	--	--	--					2367	2367	--	--	--	6	--
3/4"C,3#10,#10N,#10G	7	30 A	3	EV-10	2367	2367					EV-3	3	30 A	8	3/4"C,3#10,#10N,#10G
--	9	--	--	--			2367	2367			--	--	--	10	--
--	11	--	--	--					2367	2367	--	--	--	12	--
3/4"C,3#10,#10N,#10G	13	30 A	3	EV-4	2367	2367					EV-5	3	30 A	14	3/4"C,3#10,#10N,#10G
--	15	--	--	--			2367	2367			--	--	--	16	--
--	17	--	--	--					2367	2367	--	--	--	18	--
3/4"C,3#10,#10N,#10G	19	30 A	3	EV-6	2367	2367					EV-7	3	30 A	20	3/4"C,3#10,#10N,#10G
--	21	--	--	--			2367	2367			--	--	--	22	--
--	23	--	--	--					2367	2367	--	--	--	24	--
3/4"C,3#10,#10N,#10G	25	30 A	3	EV-8	2367	2367					EV-9	3	30 A	26	3/4"C,3#10,#10N,#10G
--	27	--	--	--			2367	2367			--	--	--	28	--
--	29	--	--	--					2367	2367	--	--	--	30	--
3/4"C,3#10,#10N,#10G	31	30 A	3	EV-11	2367	2367					EV-12	3	30 A	32	3/4"C,3#10,#10N,#10G
--	33	--	--	--			2367	2367			--	--	--	34	--
--	35	--	--	--					2367	2367	--	--	--	36	--
--	37	20 A	1	Spare	0	0					Spare	1	20 A	38	--
--	39	20 A	1	Spare			0	0			Spare	1	20 A	40	--
--	41	20 A	1	Spare					0	0	Spare	1	20 A	42	--
--	43	20 A	1	Spare	0	0					Spare	1	20 A	44	--
--	45	20 A	1	Spare			0	0			Spare	1	20 A	46	--
--	47	20 A	1	Spare					0	0	Spare	1	20 A	48	--
--	49	20 A	1	Spare	0	0					Spare	1	20 A	50	--
--	51	--	--	Space			0	0			Space	--	--	52	--
--	53	--	--	Space					0	0	Space	--	--	54	--
--	55	--	--	Space	0	0					Space	--	--	56	--
--	57	--	--	Space			0	0			Space	--	--	58	--
--	59	--	--	Space					0	0	Space	--	--	60	--
--	61	--	--	Space	0	0					Space	--	--	62	--
--	63	--	--	Space			0	0			Space	--	--	64	--
--	65	--	--	Space					0	0	Space	--	--	66	--
					28,400 VA		28,400 VA		28,400 VA						
					237 A		237 A		237 A						

LOAD CLASSIFICATION	CONNECTED LOAD	DEMAND	CALCULATED DEMAND
LIGHTING	0.000 kVA	125%	0.000 kVA
MOTORS	0.000 kVA	125% LARGEST + 100% REMAINDER	0.000 kVA
RECEPTACLES	0.000 kVA	100% FIRST 10kVA, 50% REMAINDER	0.000 kVA
HEATING/COOLING	0.000 kVA	100%	0.000 kVA
KITCHEN	0.000 kVA	PER NEC TABLE 220.56	0.000 kVA
CONTINUOUS	85.200 kVA	125%	106.500 kVA
NONCONTINUOUS	0.000 kVA	100%	0.000 kVA
NONCOINCIDENTAL	0.000 kVA	0%	0.000 kVA

TOTALS
TOTAL CONNECTED LOAD: 85,200 VA
TOTAL CALCULATED DEMAND: 106,500 VA
BALANCED THREE PHASE AMPS: 296 A

0.1

PL-W-1-1

ROOM: Manager-1 T103-1
MOUNTING: RECESSED
FED FROM: DPL-W-1-1
NOTE:

VOLTS: 208Y/120V, 3P 4W
BUS AMPS: 225 A
NEUTRAL: 100%

A.I.C.: 22,000
MCB: 225 A MCB
LUGS: STANDARD

CONDUIT & CONDUCTOR	CKT #	CKT BKR	# OF POLES	CIRCUIT DESCRIPTION	A		B		C		CIRCUIT DESCRIPTION	# OF POLES	CKT BKR	CKT #	CONDUIT & CONDUCTOR
3/4"C,1#12,#12N,#12G	1	20 A	1	Other	1000	540					RECEPTACLES Ticketing T102	1	20 A	2	3/4"C,1#12,#12N,#12G
3/4"C,1#12,#12N,#12G	3	20 A	1	RECEPTACLES Ticketing T102			540	540			RECEPTACLES Ticketing T102	1	20 A	4	3/4"C,1#12,#12N,#12G
3/4"C,1#12,#12N,#12G	5	20 A	1	RECEPTACLES Ticketing T102					540	360	RECEPTACLES	1	20 A	6	3/4"C,1#12,#12N,#12G
3/4"C,1#12,#12N,#12G	7	20 A	1	RECEPTACLES	1260	1000					RECEPTACLES Manager-1 T103-1	1	20 A	8	3/4"C,1#12,#12N,#12G
3/4"C,2#12,#12N,#12G	9	20 A	2	EB-W-1-1			750	750			EB-W-1-1	2	20 A	10	3/4"C,2#12,#12N,#12G
--	11	--	--	--					750	750	--	--	--	12	--
3/4"C,2#12,#12N,#12G	13	20 A	2	EB-W-1-1	1125	300					TELECOM	1	20 A	14	3/4"C,1#12,#12N,#12G
--	15	--	--	--			1125	720			BOLLARD & RECEPTACLES - CANOPY	1	20 A	16	3/4"C,1#12,#12N,#12G
3/4"C,1#12,#12N,#12G	17	20 A	1	DDCP					1000	64	LIGHTING	1	20 A	18	3/4"C,1#12,#12N,#12G
3/4"C,1#12,#12N,#12G	19	20 A	1	CANOPY LIGHTING - INVERTER	48	700					BMS CONTROL (TH-W-1-1)	1	20 A	20	3/4"C,1#12,#12N,#12G
3/4"C,1#12,#12N,#12G	21	20 A	1	BMS CONTROL (ACCU-W-1-1)			500	30			CEILING FANS	1	20 A	22	3/4"C,1#12,#12N,#12G
3/4"C,1#12,#12N,#12G	23	20 A	1	SECURITY POWER					500	500	SECURITY POWER	1	20 A	24	3/4"C,1#12,#12N,#12G
3/4"C,1#12,#12N,#12G	25	20 A	1		1000	540					RECEPTACLES Ticketing T102	1	20 A	26	3/4"C,1#12,#12N,#12G
3/4"C,1#12,#12N,#12G	27	20 A	1	RECEPTACLES Ticketing T102			540	540			RECEPTACLES Ticketing T102	1	20 A	28	3/4"C,1#12,#12N,#12G
3/4"C,2#12,#12N,#12G	29	20 A	2	FCU W-1-1					400	500	SECURITY CAMERA - SITE POLE	1	20 A	30	3/4"C,1#12,#12N,#12G
--	31	--	--	--	400	500					SECURITY CAMERA - SITE POLE	1	20 A	32	3/4"C,1#12,#12N,#12G
3/4"C,1#12,#12N,#12G	33	20 A	1	CANOPY LIGHTING			112	300			SECURITY CAMERA	1	20 A	34	3/4"C,1#12,#12N,#12G
3/4"C,3#12,#12N,#12G	35	20 A	1	INV-1-1					604	500	BMS CONTROL (FCU-W-1-1)	1	20 A	36	3/4"C,1#12,#12N,#12G
--	37	20 A	1	Spare	0	0					Spare	1	20 A	38	--
--	39	20 A	1	Spare			0	0			Spare	1	20 A	40	--
--	41	20 A	1	Spare					0	0	Spare	1	20 A	42	--
--	43	20 A	1	Spare	0	0					Spare	1	20 A	44	--
--	45	20 A	1	Spare			0	0			Spare	1	20 A	46	--
--	47	20 A	1	Spare					0	0	Spare	1	20 A	48	--
--	49	20 A	1	Spare	0	0					Spare	1	20 A	50	--
--	51	20 A	1	Spare			0	0			Spare	1	20 A	52	--
--	53	--	--	Space					0	0	Space	--	--	54	--
--	55	--	--	Space	0	0					Space	--	--	56	--
--	57	--	--	Space			0	0			Space	--	--	58	--
--	59	--	--	Space					0	0	Space	--	--	60	--
--	61	--	--	Space	0	0					Space	--	--	62	--
--	63	--	--	Space			0	0			Space	--	--	64	--
--	65	--	--	Space					0	0	Space	--	--	66	--
					8,917 VA		6,447 VA		6,468 VA						
					74 A		54 A		54 A						

LOAD CLASSIFICATION	CONNECTED LOAD	DEMAND	CALCULATED DEMAND
LIGHTING	1.332 kVA	125%	1.665 kVA
MOTORS	0.000 kVA	125% LARGEST + 100% REMAINDER	0.000 kVA
RECEPTACLES	10.420 kVA	100% FIRST 10kVA, 50% REMAINDER	10.210 kVA
HEATING/COOLING	6.580 kVA	100%	6.580 kVA
KITCHEN	0.000 kVA	PER NEC TABLE 220.56	0.000 kVA
CONTINUOUS	1.000 kVA	125%	1.250 kVA
NONCONTINUOUS	1.250 kVA	100%	1.250 kVA
NONCOINCIDENTAL	0.000 kVA	0%	0.000 kVA

TOTALS
TOTAL CONNECTED LOAD: 21,832 VA
TOTAL CALCULATED DEMAND: 22,205 VA
BALANCED THREE PHASE AMPS: 62 A

0.1

PL-W-1-2

ROOM: Mechanical R102
MOUNTING: SURFACE
FED FROM: DPL-W-1-1
NOTE: PROVIDE BACK-FEED RATED BREAKER SERVING PV ARRAY AND PANELBOARD MAIN.

VOLTS: 208Y/120V, 3P 4W
BUS AMPS: 225 A
NEUTRAL: 100%

A.I.C.: 22,000
MCB: 225 A MCB
LUGS: STANDARD

CONDUIT & CONDUCTOR	CKT #	CKT BKR	# OF POLES	CIRCUIT DESCRIPTION	A		B		C		CIRCUIT DESCRIPTION	# OF POLES	CKT BKR	CKT #	CONDUIT & CONDUCTOR
3/4"C,1#12,#12N,#12G	1	20 A	1	RECEPTACLES	720	900					RECEPTACLES	1	20 A	2	3/4"C,1#12,#12N,#12G
3/4"C,1#12,#12N,#12G	3	20 A	1	RECEPTACLES			1080	5750			ERV-W-1-1 DUCT HEATER	2	70 A	4	1"C,2#4,#4N,#8G
3/4"C,2#12,#12N,#12G	5	20 A	2	ERV-W-1-1					915	5750	--	--	--	6	--
--	7	--	--	--	915	580					LIGHTING	1	20 A	8	3/4"C,1#12,#12N,#12G
3/4"C,1#12,#12N,#12G	9	20 A	1	RECEPTACLES			360	0			DDCP (UNIT HEATER)	1	20 A	10	3/4"C,1#12,#12N,#12G
3/4"C,1#12,#12N,#12G	11	20 A	1	RF-W-1-1					780	780	RF-W-1-3	1	20 A	12	3/4"C,1#12,#12N,#12G
3/4"C,1#12,#12N,#12G	13	20 A	1	RF-W-1-5	780	780					RF-W-1-8	1	20 A	14	3/4"C,1#12,#12N,#12G
3/4"C,1#12,#12N,#12G	15	20 A	1	RF-W-1-10			1140	750			RF-W-1-12	1	20 A	16	3/4"C,1#12,#12N,#12G
3/4"C,2#8,#8N,#10G	17	40 A	2	DWT W-1-1					3010	1920	HEATING/COOLING	1	20 A	18	3/4"C,1#12,#12N,#12G
--	19	--	--	--	3010	184					INV-1-2	1	20 A	20	2-1/2"C,3-4/0,4/0N,4/0G
3/4"C,3#10,#10N,#10G	21	30 A	3	GWT W-0-1			2007	750			RF-W-1-11	1	20 A	22	3/4"C,1#12,#12N,#12G
--	23	--	--	--					2007	2007	DOMESTIC WELL WATER PUMP (BY...	3	20 A	24	3/4"C,3#12,#12N,#12G
--	25	--	--	--	2007	2007					--	--	--	26	--
3/4"C,1#12,#12N,#12G	27	20 A	1	RECEPTACLES			540	2007			--	--	--	28	--
3/4"C,1#12,#12N,#12G	29	20 A	1	SECURITY POWER					500	100	SECURITY CAMERA	1	20 A	30	3/4"C,1#12,#12N,#12G
3/4"C,1#12,#12N,#12G	31	20 A	1	DDCP (RADIANT FLOOR)	0	667					UH-W-1-1	3	20 A	32	3/4"C,3#12,#12N,#12G
3/4"C,1#12,#12N,#12G	33	20 A	1	RF-W-1-13			1140	667			--	--	--	34	--
3/4"C,2#12,#12N,#12G	35	20 A	2	HEAT TRACE					1350	667	--	--	--	36	--
--	37	--	--	--	1350	800					HEAT TRACE	2	20 A	38	3/4"C,2#12,#12N,#12G
3/4"C,2#12,#12N,#12G	39	20 A	2	HEAT TRACE			1200	800			--	--	--	40	--
--	41	--	--	--					1200	2400	PV ARRAY	3	30 A	42	3/4"C,3#10,#10N,#10G
3/4"C,1#12,#12N,#12G	43	20 A	1	DDCP (PLUMBING EQUIPMENT)	0	2400					--	--	--	44	--
3/4"C,1#12,#12N,#12G	45	20 A	1	BMS CONTROL (UH-W-1-1)			500	2400			--	--	--	46	--
3/4"C,1#12,#12N,#12G	47	20 A	1	BMS CONTROL (DH-W-1-1)					500	500	BMS CONTROL (ERV-W-1-1)	1	20 A	48	3/4"C,1#12,#12N,#12G
3/4"C,1#12,#12N,#12G	49	20 A	1	BMS CONTROL (DWHP-W-1-1)	500	500					BMS CONTROL (RF-W-1-12)	1	20 A	50	3/4"C,1#12,#12N,#12G
3/4"C,1#12,#12N,#12G	51	20 A	1	BMS CONTROL (RF-W-1-13)			500	500			BMS CONTROL (RF-W-1-11)	1	20 A	52	3/4"C,1#12,#12N,#12G
3/4"C,1#12,#12N,#12G	53	20 A	1	BMS CONTROL (RF-W-1-10)					500	500	BMS CONTROL (RF-W-1-9)	1	20 A	54	3/4"C,1#12,#12N,#12G
3/4"C,1#12,#12N,#12G	55	20 A	1	BMS CONTROL (RF-W-1-8)	500	500					BMS CONTROL (RF-W-1-7)	1	20 A	56	3/4"C,1#12,#12N,#12G
3/4"C,1#12,#12N,#12G	57	20 A	1	BMS CONTROL (RF-W-1-6)			500	500			BMS CONTROL (RF-W-1-5)	1	20 A	58	3/4"C,1#12,#12N,#12G
3/4"C,1#12,#12N,#12G	59	20 A	1	BMS CONTROL (RF-W-1-4)					500	500	BMS CONTROL (RF-W-1-3)	1	20 A	60	3/4"C,1#12,#12N,#12G
3/4"C,1#12,#12N,#12G	61	20 A	1	BMS CONTROL (RF-W-1-2)	500	500					BMS CONTROL (RF-W-1-1)	1	20 A	62	3/4"C,1#12,#12N,#12G
--	63	20 A	1	Spare			0	0			Spare	1	20 A	64	--
--	65	20 A	1	Spare					0	0	Spare	1	20 A	66	--
					20,099 VA		23,090 VA		26,385 VA						
					167 A		196 A		224 A						

LOAD CLASSIFICATION	CONNECTED LOAD	DEMAND	CALCULATED DEMAND
LIGHTING	0.764 kVA	125%	0.955 kVA
MOTORS	0.000 kVA	125% LARGEST + 100% REMAINDER	0.000 kVA
RECEPTACLES	4.100 kVA	100% FIRST 10kVA, 50% REMAINDER	4.100 kVA
HEATING/COOLING	48.910 kVA	100%	48.910 kVA
KITCHEN	0.000 kVA	PER NEC TABLE 220.56	0.000 kVA
CONTINUOUS	7.200 kVA	125%	9.000 kVA
NONCONTINUOUS	8.600 kVA	100%	8.600 kVA
NONCOINCIDENTAL	0.000 kVA	0%	0.000 kVA

TOTALS
TOTAL CONNECTED LOAD: 69,574 VA
TOTAL CALCULATED DEMAND: 71,565 VA
BALANCED THREE PHASE AMPS: 199 A

0.1

Owner
Storm King Art Center
1 Museum Road
New Windsor, NY 12553
+1 (845) 534-3115

Design Architect
heneghan peng architects
14-16 Lord Edward Street
Dublin, D02 YC63, IE
+353 1 633 9000

Executive Architect
WXY Architecture + Urban Design
224 Centre Street, 5th Floor
New York, NY 10013
+1 (212) 219-1953

Landscape Architect
Gustafson Porter + Bowman
1 Cobham Mews
London, MW1 9SB, UK
+44 020 7284 8950

Reed Hilderbrand LLC
33 Whitney Avenue, 3rd Floor
New Haven, CT, US 06510
+1 (617) 923-2422

Structural & Lighting
ARUP
77 Water Street
New York, NY, US 10005
+1 (212) 896-3000

MEPF & IT
BuroHappold
100 Broadway #23
New York, NY, US 10005
+1 (212) 616-0228

Civil
VHB
100 Great Oaks Blvd., Suite 118
Albany, NY, US 12203
+1 (518) 389-3606

AV & Acoustics
LSTN Consultants
76 Beaver Street, 2nd Floor
New York, NY, US 10005
+1 (347) 788-0810

Facade
Front Inc.
100 E. Broadway Street, #501
New York, NY, US 10002
+1 (212) 242-2220

Key Plan

Description	Date
Filing Set	06/17/22

Project

Storm King Art Center
Welcome Pavilions

Seal

NOT FOR CONSTRUCTION

Drawing Title

Welcome Electrical Schedules

Date	06/17/22
Scale	Not to Scale
Drawing Number	E-W-602
Sheet Size	ARCH D

METERING NOTES

A. A CENTRALIZED POWER MONITORING SYSTEM SHALL BE PROVIDED AND CONFIGURED IN ACCORDANCE WITH NYCECC 2016 SUCH THAT SEPARATE MONITORING OF THE FOLLOWING LOAD TYPES IS RECORDED AND REPORTED AT OR ABOVE THE MINIMUM REQUIREMENTS:

TOTAL ELECTRICAL ENERGY, HVAC SYSTEMS, INTERIOR LIGHTING, EXTERIOR LIGHTING, AND RECEPTACLE CIRCUITS.

B. PROVIDE BRANCH CIRCUIT POWER MONITORING WITH ETHERNET CONNECTIVITY WITHIN PANELS. METER AND MONITORING EQUIPMENT SHALL BE INTEGRAL TO THE FOLLOWING NEW PANELS:

PL-SERIES AND DPL-SERIES

D. PROVIDE POWER MONITORING WITH ETHERNET CONNECTIVITY FOR THE INCOMING SERVICE IN ADDITION TO CENTRAL HUDSON APROVED UTILITY METER.

E. ALL METERING WITH ETHERNET CONNECTIVITY SHALL BE COMPATIBLE AS PART OF A SINGLE CENTRALIZED POWER MONITORING SYSTEM.

GENERAL NOTES

A. 13.2KV SERVICE TO BE CONFIRMED BY UTILITY.

B. LOCATION FOR TRANSFORMER TO BE CONFIRMED WITH UTILITY, CIVIL AND LANDSCAPE.

C. SHORT CIRCUIT EQUIPMENT RATINGS: ASSUME THE FOLLOWING SHORT CIRCUIT CURRENT RATINGS FOR EQUIPMENT LOCATED:

a. 22 KAIC: FOR ALL EQUIPMENT THROUGHOUT.

D. PROVIDE PV MODULES WITH INTEGRAL MICRO-INVERTERS WITH 208V OUTPUT. COMBINE 208V AC OUTPUT TO 20A BREAKER IN AC COMBINER PANEL LOCATED IN MECHANICAL ROOM.

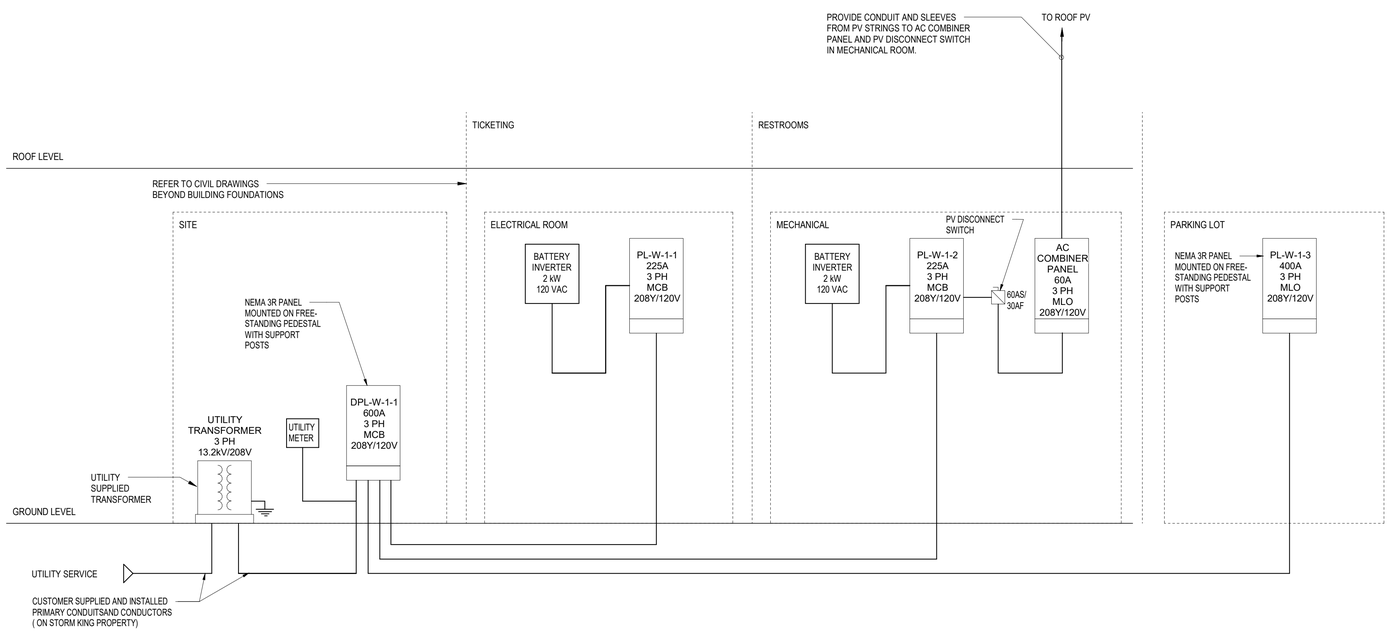

Owner
Storm King Art Center
1 Museum Road
New Windsor, NY 12553
+1 (845) 534-3115

Design Architect
heneghan peng architects
14-16 Lord Edward Street
Dublin, D02 YC63, IE
+353 1 633 9000

Executive Architect
WXY Architecture + Urban Design
224 Centre Street, 5th Floor
New York, NY 10013
+1 (212) 219-1953

Landscape Architect
Gustafson Porter + Bowman
1 Cobham Mews
London, MW1 9SB, UK
+44 020 7284 8950

Reed Hilderbrand LLC
33 Whitney Avenue, 3rd Floor
New Haven, CT, US 06510
+1 (617) 923-2422

Structural & Lighting
ARUP
77 Water Street
New York, NY, US 10005
+1 (212) 896-3000

MEPF & IT
BuroHappold
100 Broadway #23
New York, NY, US 10005
+1 (212) 616-0228

Civil
VHB
100 Great Oaks Blvd., Suite 118
Albany, NY, US 12203
+1 (518) 389-3606

AV & Acoustics
LSTN Consultants
76 Beaver Street, 2nd Floor
New York, NY, US 10005
+1 (347) 788-0810

Facade
Front Inc.
100 E. Broadway Street, #501
New York, NY, US 10002
+1 (212) 242-2220

Key Plan

Description	Date
Filing Set	06/17/22

Project

Storm King Art Center

Welcome Pavilions

Seal

NOT FOR CONSTRUCTION

Drawing Title

Welcome - Electrical Riser

Date	06/17/22
Scale	Not to Scale
Drawing Number	E-W-701
Sheet Size	ARCH D

GENERAL NOTES

SITE CONSTRUCTION NOTES:

A. REFER TO CIVIL PLANS FOR EXACT ROUTING CONNECTIONS AND INFORMATION. THIS PLAN IS PROVIDED FOR GUIDE ONLY.

B. THE CONTRACTOR SHALL REVIEW ALL DESIGN DRAWINGS FROM OTHER TRADES TO COVER ALL POWER NECESSARY FOR EQUIPMENT SHOWN BY OTHERS.

Owner
Storm King Art Center
1 Museum Road
New Windsor, NY 12553
+1 (845) 534-3115

Design Architect
heneghan peng architects
14-16 Lord Edward Street
Dublin, D02 YC63, IE
+353 1 633 9000

Executive Architect
WXY Architecture + Urban Design
224 Centre Street, 5th Floor
New York, NY 10013
+1 (212) 219-1953

Landscape Architect
Gustafson Porter + Bowman
1 Cobham Mews
London, MW1 9SB, UK
+44 020 7284 8950

Reed Hilderbrand LLC
33 Whitney Avenue, 3rd Floor
New Haven, CT, US 06510
+1 (617) 923-2422

Structural & Lighting
ARUP
77 Water Street
New York, NY, US 10005
+1 (212) 896-3000

MEPF & IT
BuroHappold
100 Broadway #23
New York, NY, US 10005
+1 (212) 616-0228

Civil
VHB
100 Great Oaks Blvd., Suite 118
Albany, NY, US 12203
+1 (518) 389-3606

AV & Acoustics
LSTN Consultants
76 Beaver Street, 2nd Floor
New York, NY, US 10005
+1 (347) 788-0810

Facade
Front Inc.
100 E. Broadway Street, #501
New York, NY, US 10002
+1 (212) 242-2220

Key Plan

N

Description	Date
Filing Set	06/17/22

Project

Storm King Art Center

Welcome Pavilions

Seal

NOT FOR CONSTRUCTION

Drawing Title

Site Plan - Property - Electrical Power

Date	06/17/22
Scale	1/64" = 1'-0"
Drawing Number	E-W-900
Sheet Size	ARCH D

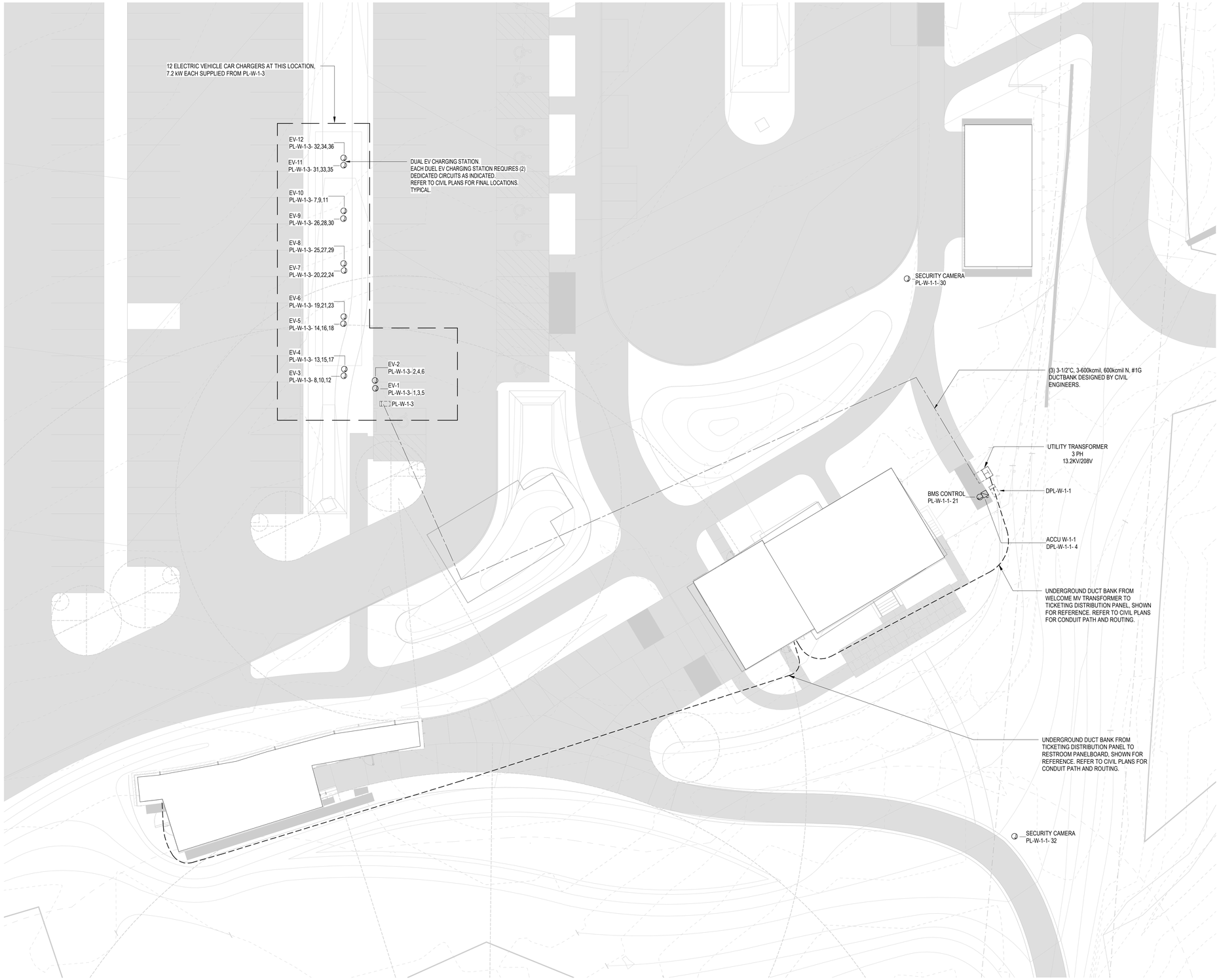

GENERAL NOTES

SITE CONSTRUCTION NOTES:

A. REFER TO CIVIL PLANS FOR EXACT ROUTING CONNECTIONS AND INFORMATION. THIS PLAN IS PROVIDED FOR GUIDE ONLY.

B. THE CONTRACTOR SHALL REVIEW ALL DESIGN DRAWINGS FROM OTHER TRADES TO COVER ALL POWER NECESSARY FOR EQUIPMENT SHOWN BY OTHERS.

Owner
Storm King Art Center
1 Museum Road
New Windsor, NY 12553
+1 (845) 534-3115

Design Architect
heneghan peng architects
14-16 Lord Edward Street
Dublin, D02 YC63, IE
+353 1 633 9000

Executive Architect
WXY Architecture + Urban Design
224 Centre Street, 5th Floor
New York, NY 10013
+1 (212) 219-1953

Landscape Architect
Gustafson Porter + Bowman
1 Cobham Mews
London, MW1 9SB, UK
+44 020 7284 8950

Reed Hilderbrand LLC
33 Whitney Avenue, 3rd Floor
New Haven, CT, US 06510
+1 (617) 923-2422

Structural & Lighting
ARUP
77 Water Street
New York, NY, US 10005
+1 (212) 896-3000

MEPF & IT
BuroHappold
100 Broadway #23
New York, NY, US 10005
+1 (212) 616-0228

Civil
VHB
100 Great Oaks Blvd., Suite 118
Albany, NY, US 12203
+1 (518) 389-3606

AV & Acoustics
LSTN Consultants
76 Beaver Street, 2nd Floor
New York, NY, US 10005
+1 (347) 788-0810

Facade
Front Inc.
100 E. Broadway Street, #501
New York, NY, US 10002
+1 (212) 242-2220

Key Plan

N

Description	Date
Filing Set	06/17/22

Project

Storm King Art Center

Welcome Pavilions

Seal

NOT FOR CONSTRUCTION

Drawing Title

Site Plan - Building - Electrical Power

Date	06/17/22
Scale	1/16" = 1'-0"
Drawing Number	E-W-901
Sheet Size	ARCH D

GENERAL NOTES

LIGHTING CONTROL NOTES:

A. PROVIDE AND INSTALL LOW VOLTAGE DIMMING WIRING FOR ALL CONTROL ZONES CONNECTED TO LIGHTING CONTROL SYSTEM INCLUDING SWITCHED-ONLY ZONES.

B. FLOOR PLANS ARE DIAGRAMMATIC TO REPRESENT REQUIRED OCCUPANCY SENSORS AND SWITCHES TO ACHIEVE CONTROL INTENT. LIGHTING CONTROL PANELS, POWER PACKS, POWER SUPPLIES, WIRELESS RECEIVERS, INTERFACES, ETC. ARE NOT EXPLICITLY SHOWN ON PLOOR PLANS. PROVIDE ALL DEVICES AND ACCESSORIES FOR A COMPLETE SYSTEM TO ACHIEVE DESIGN INTENT. REFER TO LIGHTING CONTROL DETAILS FOR FURTHER INFORATION.

C. WHEN NORMAL POWER IS AVAILABLE, LIGHT FIXTURES ON EMERGENCY POWER SHALL BE CONTROLLED WITH LIGHTING FIXTURES ON NORMAL POWER IN THE SAME ZONE. IN THE EVENT OF A POWER OUTAGE, EMERGENCY LIGHTING BYPASS RELAY SHALL OVERRIDE NORMAL CONTROL AND SWITCH FIXTURES ON EMERGENCY POWER TO FULL BRIGHTNESS. FIXTURES DESIGNATED 'EM' ON THE LIGHTING CONTROL SYSTEM SHALL BE CONNECTED TO BATTERY INVERTER. REFER TO LIGHTING CONTROL DETAILS

D. POWER AND CONTROL PANELS ARE PROVIDED FROM TICKETING BUILDING.

E. EXTERIOR SITE LIGHTING SHALL BE CONNECTED WITH #4 AWG CONDUCTOR TO OFFSET VOLTAGE DROP. CIRCUITS SHALL NOT EXCEED 8 AMPS CONNECTED LOAD.

F. THE CONTRACTOR SHALL REVIEW ALL DESIGN DRAWINGS FROM OTHER TRADES TO COVER ALL POWER NECESSARY FOR EQUIPMENT SHOWN BY OTHERS.

Owner
Storm King Art Center
1 Museum Road
New Windsor, NY 12553
+1 (845) 534-3115

Design Architect
heneghan peng architects
14-16 Lord Edward Street
Dublin, D02 YC63, IE
+353 1 633 9000

Executive Architect
WXY Architecture + Urban Design
224 Centre Street, 5th Floor
New York, NY 10013
+1 (212) 219-1953

Landscape Architect
Gustafson Porter + Bowman
1 Cobham Mews
London, MW1 9SB, UK
+44 020 7284 8950

Reed Hilderbrand LLC
33 Whitney Avenue, 3rd Floor
New Haven, CT, US 06510
+1 (617) 923-2422

Structural & Lighting
ARUP
77 Water Street
New York, NY, US 10005
+1 (212) 896-3000

MEPF & IT
BuroHappold
100 Broadway #23
New York, NY, US 10005
+1 (212) 616-0228

Civil
VHB
100 Great Oaks Blvd., Suite 118
Albany, NY, US 12203
+1 (518) 389-3606

AV & Acoustics
LSTN Consultants
76 Beaver Street, 2nd Floor
New York, NY, US 10005
+1 (347) 788-0810

Facade
Front Inc.
100 E. Broadway Street, #501
New York, NY, US 10002
+1 (212) 242-2220

Key Plan

N

Description	Date
Filing Set	06/17/22

Project

Storm King Art Center

Welcome Pavilions

Seal

NOT FOR CONSTRUCTION

Drawing Title

Site Plan - Property - Lighting

Date	06/17/22
Scale	1/64" = 1'-0"
Drawing Number	E-W-910
Sheet Size	ARCH D

		CONTROL UNIT ANNUNCIATION						NOTIFICATION												REQUIRED FIRE SAFETY CONTROL									
		ACTUATE COMMON ALARM SIGNAL	ACTUATE AUDIBLE ALARM SIGNAL	NOT USED	NOT USED	ACTUATE COMMON TROUBLE SIGNAL INDICATOR	ACTUATE AUDIBLE COMMON TROUBLE SIGNAL	ACTIVATE VISUAL AND AUDIBLE HORNS WITH EVACUATION SIGNAL	NOT USED	NOT USED	DISPLAY/PRINT CHANGE OF STATUS	TRANSMIT AUTOMATIC ALARM SIGNAL TO SUPERVISING STATION	TRANSMIT MANUAL SIGNAL TO SUPERVISING STATION	NOT USED	NOT USED	NOT USED	NOT USED	TRANSMIT TROUBLE SIGNAL TO SUPERVISING STATION	RELEASE MAGNETICALLY HELD DOORS	NOT USED	NOT USED	NOT USED	CLOSE ALL FSD/SD DAMPERS	UNLOCK EXITS SHOWN ON DOOR HARDWARE SCHEDULE	OPEN APPROPRIATE SMOKE HATCH	NOT USED	OPERATE APPROPRIATE SMOKE PURGE FAN	
	SYSTEM INPUTS	A	B	C	D	E	F	G	H	I	J	K	L	M	N	O	P	Q	R	S	T	U	V	W	X	Y	Z	
1	MANUAL FIRE ALARM BOX	X	X					X			X		X						X				X	X				1
2	SMOKE DETECTORS	X	X					X			X	X							X				X	X	X			2
3	FIRE ALARM AC FAILURE					X	X				X							X										3
4	FIRE ALARM SYSTEM LOW BATTERY					X	X				X							X										4
5	OPEN CIRCUIT					X	X				X							X										5
6	GROUND FAULT					X	X				X							X										6
7	NOTIFICATION APPLIANCE CIRCUIT SHORT					X	X				X							X										7
8																											X	8

FIRE ALARM LEGEND

SYMBOL	DESCRIPTION
	WALL MOUNTED FIRE ALARM STROBE LIGHT
	WALL MOUNTED FIRE ALARM COMBINATION HORN/STROBE
	WALL MOUNTED FIRE ALARM HORN
	CEILING MOUNTED FIRE ALARM HORN
	CEILING MOUNTED FIRE ALARM HORN/STROBE
F	ADDRESSABLE FIRE ALARM PULL STATION
S	ADDRESSABLE FIRE ALARM SMOKE DETECTOR
	ADDRESSABLE COMBINATION SMOKE AND CO DETECTOR WITH SOUNDER BASE
D	FIRE ALARM SMOKE DETECTOR - DUCT MOUNTED - PROVIDE REMOTE TEST
H	ADDRESSABLE FIRE ALARM HEAT DETECTOR
R	FIRE ALARM SMOKE DETECTOR - ELEVATOR RECALL
FS	FIRE SPRINKLER FLOW SWITCH WITH MONITOR MODULE
TS	FIRE SPRINKLER TAMPER SWITCH WITH MONITOR MODULE
PS	FIRE SPRINKLER PRESSURE SWITCH WITH MONITOR MODULE
MM	MONITOR MODULE
R	RELAY MODULE
FCS	FIRE COMMAND STATION WITH GRAPHIC ANNUNCIATOR
FACP	FIRE ALARM CONTROL PANEL WITH GRAPHIC ANNUNCIATOR
RA	FIRE ALARM REMOTE ANNUNCIATOR
WP	WEATHER PROOF
	FIRE SMOKE DAMPERS (FSD) / SMOKE DAMPERS (SD) WITH INDIVIDUAL MONITOR MODULE, RELAY MODULE, END SWITCH AND INTEGRAL DUCT SMOKE DETECTOR.

Owner
Storm King Art Center
1 Museum Road
New Windsor, NY 12553
+1 (845) 534-3115

Design Architect
heneghan peng architects
14-16 Lord Edward Street
Dublin, D02 YC63, IE
+353 1 633 9000

Executive Architect
WXY Architecture + Urban Design
224 Centre Street, 5th Floor
New York, NY 10013
+1 (212) 219-1953

Landscape Architect
Gustafson Porter + Bowman
1 Cobham Mews
London, MW1 9SB, UK
+44 020 7284 8950

Reed Hilderbrand LLC
33 Whitney Avenue, 3rd Floor
New Haven, CT, US 06510
+1 (617) 923-2422

Structural & Lighting
ARUP
77 Water Street
New York, NY, US 10005
+1 (212) 896-3000

MEPF & IT
BuroHappold
100 Broadway #23
New York, NY, US 10005
+1 (212) 616-0228

Civil
VHB
100 Great Oaks Blvd., Suite 118
Albany, NY, US 12203
+1 (518) 389-3606

AV & Acoustics
LSTN Consultants
76 Beaver Street, 2nd Floor
New York, NY, US 10005
+1 (347) 788-0810

Facade
Front Inc.
100 E. Broadway Street, #501
New York, NY, US 10002
+1 (212) 242-2220

Key Plan

Description	Date
Filling Set	06/17/22

Project

Storm King Art Center

Welcome Pavilions

Seal

NOT FOR CONSTRUCTION

Drawing Title

Abbreviations, Symbols, and General Notes

Date	06/17/22
Scale	Not to Scale
Drawing Number	FA-W-001
Sheet Size	ARCH D

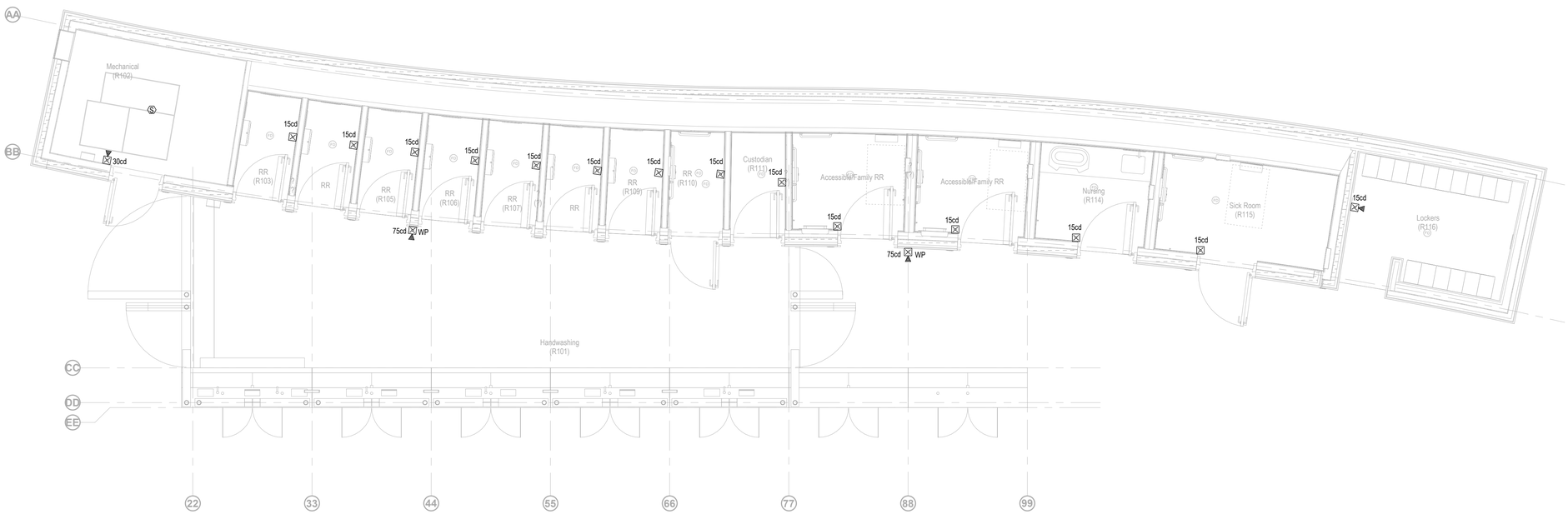

Owner
Storm King Art Center
1 Museum Road
New Windsor, NY 12553
+1 (845) 534-3115

Design Architect
heneghan peng architects
14-16 Lord Edward Street
Dublin, D02 YC63, IE
+353 1 633 9000

Executive Architect
WXY Architecture + Urban Design
224 Centre Street, 5th Floor
New York, NY 10013
+1 (212) 219-1953

Landscape Architect
Gustafson Porter + Bowman
1 Cobham Mews
London, MW1 9SB, UK
+44 020 7284 8950

Reed Hilderbrand LLC
33 Whitney Avenue, 3rd Floor
New Haven, CT, US 06510
+1 (617) 923-2422

Structural & Lighting
ARUP
77 Water Street
New York, NY, US 10005
+1 (212) 896-3000

MEPF & IT
BuroHappold
100 Broadway #23
New York, NY, US 10005
+1 (212) 616-0228

Civil
VHB
100 Great Oaks Blvd., Suite 118
Albany, NY, US 12203
+1 (518) 389-3606

AV & Acoustics
LSTN Consultants
76 Beaver Street, 2nd Floor
New York, NY, US 10005
+1 (347) 788-0810

Facade
Front Inc.
100 E. Broadway Street, #501
New York, NY, US 10002
+1 (212) 242-2220

Key Plan

N

Description	Date
Filling Set	06/17/22

Project

Storm King Art Center

Welcome Pavilions

Seal

NOT FOR CONSTRUCTION

Drawing Title

Restroom - Fire Alarm Plan - Ground Level

Date	06/17/22
Scale	1/4" = 1'-0"
Drawing Number	FA-W-101
Sheet Size	ARCH D

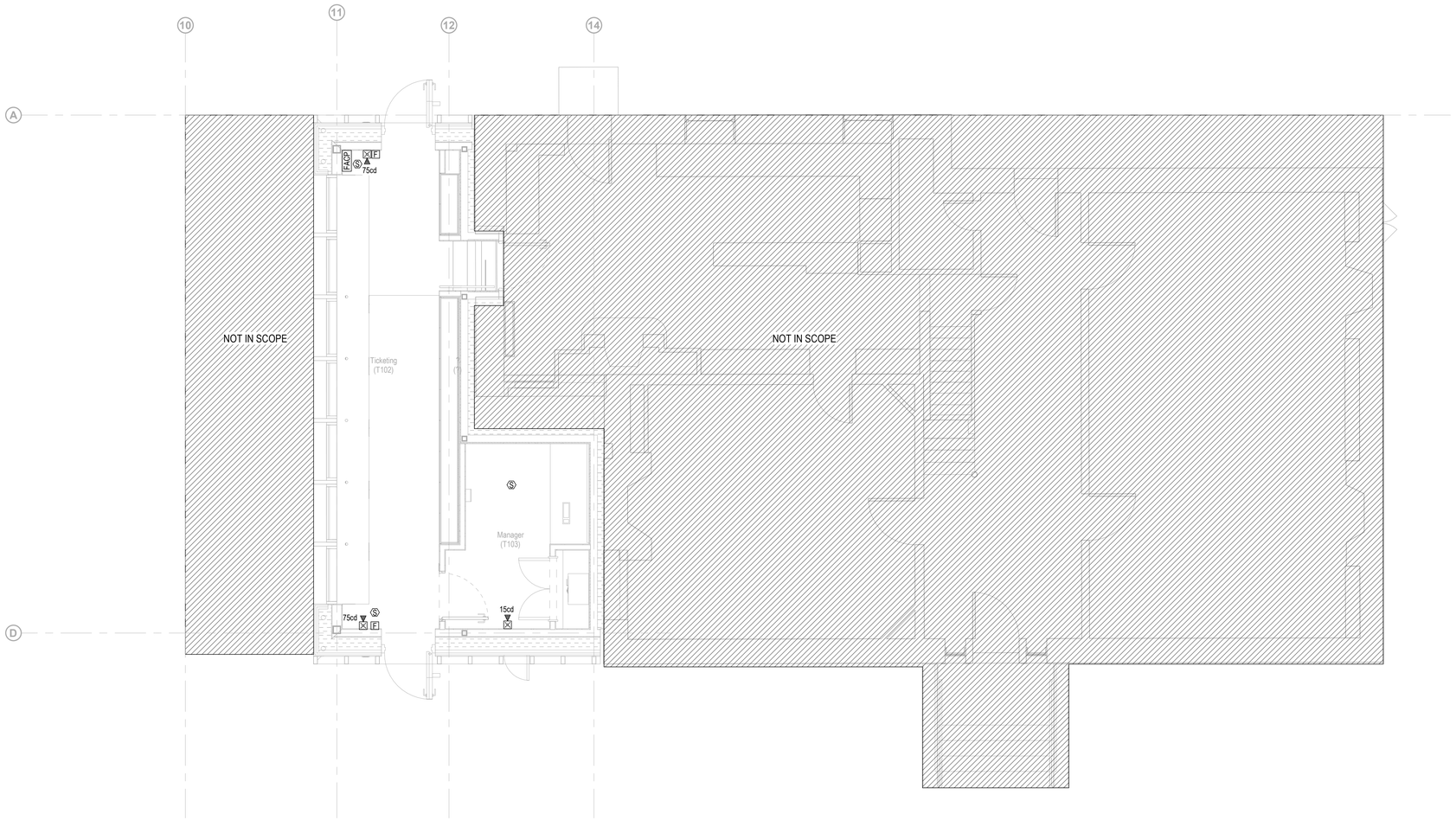

Owner
Storm King Art Center
1 Museum Road
New Windsor, NY 12553
+1 (845) 534-3115

Design Architect
heneghan peng architects
14-16 Lord Edward Street
Dublin, D02 YC63, IE
+353 1 633 9000

Executive Architect
WXY Architecture + Urban Design
224 Centre Street, 5th Floor
New York, NY 10013
+1 (212) 219-1953

Landscape Architect
Gustafson Porter + Bowman
1 Cobham Mews
London, MW1 9SB, UK
+44 020 7284 8950

Reed Hilderbrand LLC
33 Whitney Avenue, 3rd Floor
New Haven, CT, US 06510
+1 (617) 923-2422

Structural & Lighting
ARUP
77 Water Street
New York, NY, US 10005
+1 (212) 896-3000

MEPF & IT
BuroHappold
100 Broadway #23
New York, NY, US 10005
+1 (212) 616-0228

Civil
VHB
100 Great Oaks Blvd., Suite 118
Albany, NY, US 12203
+1 (518) 389-3606

AV & Acoustics
LSTN Consultants
76 Beaver Street, 2nd Floor
New York, NY, US 10005
+1 (347) 788-0810

Facade
Front Inc.
100 E. Broadway Street, #501
New York, NY, US 10002
+1 (212) 242-2220

Key Plan

N

Description	Date
Filling Set	06/17/22

Project

Storm King Art Center

Welcome Pavilions

Seal

NOT FOR CONSTRUCTION

Drawing Title

Ticketing - Fire Alarm Plan - Ground Level

Date	06/17/22
Scale	1/4" = 1'-0"
Drawing Number	FA-W-111
Sheet Size	ARCH D

FIRE ALARM GENERAL NOTES

1. INSTALL FIRE ALARM EQUIPMENT, FIRE ALARM SPEAKERS AND STROBE LIGHTS (ADA TYPE) UNITS AT THE LOCATION INDICATED ON THE PLAN.

2. THE OPERATION OF THE FIRE ALARM INSTALLATION DOES NOT CONSTITUTE AN ACCEPTANCE OF THE WORK BY THE OWNER. FINAL ACCEPTANCE IS TO BE MADE AFTER THE CONTRACTOR HAS DEMONSTRATED THAT THE WORK FULFILLS ALL THE REQUIREMENTS OF THE PLANS AND SPECIFICATIONS AND HAS FURNISHED ALL REQUIRED CERTIFICATES OF APPROVAL FROM THE STATE AUTHORITIES, MUNICIPAL AUTHORITIES AND UNDERWRITERS.

3. INCLUDE ALL FEES FOR FILING APPROVALS AND SELF-CERTIFICATION OF THE FIRE ALARM INSTALLATION.

4. ALL WIRING, POWER, CONDUCTORS, CONDUITS ETC. SHALL MEET NATIONAL ELECTRICAL CODE ARTICLE 760.

5. ALL WORK SHALL BE IN ACCORDANCE WITH THE 2020 NEW YORK STATE BUILDING CODE AND IN ACCORDANCE WITH APPENDIX K, 2020 NEW YORK STATE FIRE CODE FIRE ALARM RULES, AND 2016 NFPA 72.

6. ALL FIRE ALARM EQUIPMENT SHALL BE APPROVED 2020 NEW YORK STATE BUILDING CODE (MEA, BSA OR COA APPROVED).

7. ALL FIRE ALARM CIRCUITS SHALL BE SIZED TO A MAXIMUM OF 80% OF CAPACITY.

8. ALL FIRE ALARM CIRCUITS SHALL BE WIRED PER NFPA CLASS A WITH THE EXCEPTION OF THE NETWORK CIRCUIT WHICH SHALL BE NFPA STYLE 7 (CLASS A WITH ISOLATION). ALL AUDIBLE AND VISUAL CIRCUITS SHALL BE SPLIT A/B. A/B CIRCUITS SHALL BE WIRED SO THAT EVERY OTHER DEVICE IS WIRED ON AN ALTERNATE CIRCUIT.

9. CONDUITS MAY NOT ENTER THE TOP OF ANY FIRE ALARM EQUIPMENT CABINET.

10. ALL FIRE ALARM EQUIPMENT SHALL BE INSTALLED WITH AESTHETICS IN MIND. CABINETS SHALL BE SEMI FLUSH MOUNTED AND CABLE TRAYS SHALL BE HIDDEN.

11. ALL FIRE ALARM CABINETS AND JUNCTION BOXES SHALL BE PAINTED FIRE DEPARTMENT RED. ALL FIRE ALARM CABINETS SHALL BE CLEARLY LABELED WITH A 2020 NEW YORK STATE BUILDING CODE APPROVED LAMINATE ENGRAVED LABEL.

12. ALL FIRE ALARM WIRE SHALL BE CLEARLY LABELED IN JUNCTION BOXES AND CABINETS. ALL TERMINALS SHALL BE NUMBERED AND LABELED. ALL CONNECTIONS SHALL BE EITHER SOLDERED, APPROVED TERMINAL STRIPS OR SCOTCH LOCKS.

13. ALL LOW VOLTAGE FIRE ALARM CONDUCTORS SHALL BE IN RIGID METAL CONDUIT.

14. FIRE ALARM CABLES SHALL NOT BE MIXED WITH NON FIRE ALARM CABLING. LOW VOLTAGE FIRE ALARM CABLING SHALL NOT BE MIXED OR WIRED NEAR ANY AC CIRCUIT.

15. ALL LOW VOLTAGE WIRING SHALL BE FPLP 150 DEGREE C CERTIFIED WIRE. ALL NOTIFICATION CIRCUITS SHALL BE A MINIMUM OF 14 AWG AND ALL OTHER LOW VOLTAGE FIRE ALARM CIRCUITS SHALL BE 16 AWG MINIMUM.

16. VERTICAL RISER CABLE FOR ALL SYSTEMS SHALL INCLUDE 2-HOUR PROTECTION CABLE PER THE 2017 NATIONAL ELECTRICAL CODE OR BE INSTALLED IN A 2 HOUR RATED SHAFT.

17. POLARITY SHALL BE OBSERVED ON ALL CIRCUITS. T-TAPPING SHALL NOT BE ALLOWED ON ANY NOTIFICATION CIRCUITS (HORN, STROBE OR SPEAKER). T-TAPPING SHALL NOT BE PERMITTED ON ADDRESSABLE CIRCUITS WITHOUT THE EXPRESS PERMISSION OF THE ENGINEER.

18. ALL WIRING SHALL BE INSPECTED TO ASSURE THERE ARE NO OPENS, SHORTS OR EARTH GROUNDS.

19. SHIELDED CONDUCTORS OR RUNNING IN SEPARATE RACEWAY SHALL BE AS INSTRUCTED BY THE FIRE ALARM MANUFACTURER'S DOCUMENTATION. ALL NON-POWER LIMITED WIRING, INCLUDING CIRCUITS FOR CENTRALIZED AMPLIFIERS SHALL BE RUN IN A SEPARATE RACEWAY (NOTE: CENTRALIZED AMPLIFIERS "AMP RACKS" ARE NOT PERMITTED ON NEW SYSTEMS).

20. FIRE ALARM EQUIPMENT SHALL BE POWERED THROUGH AN APPROVED FUSE DISCONNECT SWITCH (FDS). THE FDS SHALL BE HEAVY DUTY (200,000 RMS SHORT CIRCUIT AMPS) SAFETY SWITCH @30 AMPS MINIMUM, PAINTED RED, INCLUDE A GROUND AND NEUTRAL KIT WITH GROUNDING SCREW (TO BOND NEUTRAL), INCLUDE A PADLOCK WITH Y1 CYLINDER KEYED TO A 2020 NEW YORK STATE FIRE CODE APPROVED KEY. ALL WIRING SHALL BE #10 MINIMUM THHN OR EQUIVALENT RUN IN ¾ INCH EMT/RGS AND IN ACCORDANCE WITH 2020 NEW YORK STATE BUILDING CODE REQUIREMENTS. THE GROUND TO THE FDS SHALL BE MADE USING A 2020 NEW YORK STATE BUILDING CODE ACCEPTED METHOD (SEE 2017 NATIONAL ELECTRICAL CODE), AND THE GROUND WIRE TO THE FDS SHALL BE #10 MINIMUM (LARGER IF NECESSARY TO MEET FEED SIZE). THE EQUIPMENT GROUND LEAVING FROM THE FDS CONNECTING TO THE FIRE ALARM EQUIPMENT SHALL INCLUDE A #10 GREEN GROUND. THE FDS PANEL SHALL BEAR AN ENGRAVED WHITE-CORE PHENOLIC OR BAKELITE IDENTIFICATION NAMEPLATE STATING IN MINIMUM ONE-QUARTER INCH (1/4") HIGH WHITE LETTERS ON A RED BACKGROUND "FIRE ALARM FUSED DISCONNECT".

21. WHERE ADDITIONAL CIRCUITS ARE REQUIRED BY THE FIRE ALARM SYSTEM, A FUSED CUTOUT, PROPERLY SIZED SHALL BE INCLUDED, WIRED AFTER THE FDS. THE SIZE OF THE FUSES SHALL BE SIZED APPROPRIATELY BUT BE TWENTY (20) AMPERES MINIMUM AND EACH CIRCUIT SHALL ONLY FEED ONE "INDIVIDUAL" FIRE ALARM SYSTEM COMPONENT. THE FUSED CUT-OUT PANEL SHALL BEAR AN ENGRAVED WHITE-CORE PHENOLIC OR BAKELITE IDENTIFICATION NAMEPLATE STATING IN MINIMUM ONE-QUARTER INCH (1/4") HIGH WHITE LETTERS ON A RED BACKGROUND "FIRE ALARM FUSED CUT-OUT". THE NEUTRAL SHALL NOT BE BONDED IN THE FUSED CUTOUT.

22. A CENTRAL STATION DIALER AND TWO DEDICATED PHONE LINES SHALL BE PROVIDED. THE DIALER SHALL BE CAPABLE OF SENDING THE FOLLOWING EVENTS: ALARM, MANUAL STATION, WATERFLOW, SUPERVISORY, TROUBLE, PUMP RUNNING AND PUMP TROUBLE.

23. ALL AREA OR DUCT SMOKE DETECTORS SHALL BE PHOTO-ELECTRIC TYPE.

24. SMOKE DETECTORS MUST BE MOUNTED AT LEAST 3 FT AWAY FROM ANY AIR REGISTER.

25. ALL CEILING MOUNT DEVICES MUST BE SECURELY FASTENED TO BUILDING CONSTRUCTION.

26. DEVICE LOCATIONS MUST BE READILY ACCESSIBLE TO ALLOW FOR MAINTENANCE AND REPAIR.

27. DUCT MOUNTED SMOKE DETECTORS SHALL BE MOUNTED ON THE DUCTWORK IN STRICT ACCORDANCE WITH THE MANUFACTURERS INSTRUCTIONS. ALL DUCT DETECTORS SHALL BE PROVIDED WITH A REMOTE LED.

28. MANUAL STATIONS SHALL BE MOUNTED 48 INCHES ABOVE THE FINISHED FLOOR TO THE HANDLE OF THE STATION AND SHALL BE PAINTED FIRE DEPARTMENT RED. ALL MANUAL STATION SHALL BE INSTALLED SO THAT THEY ARE KEPT UN-OBSTRUCTED AT ALL TIMES.

29. ALL STROBE LIGHTS SHALL BE ADA AND UL-1971 APPROVED/LISTED. THE MINIMUM CANDELA IS 75 UNLESS OTHERWISE NOTED. A 15/75 STROBE MAY BE UTILIZED WHERE 15 CANDELA STROBES MEET NFPA REQUIREMENTS (CORRIDORS AND 20 X 20 SPACES).THE SAME CANDELA SETTING SHALL ALSO BE APPLIED TO THE DESIGNATED H&V APARTMENTS.

30. NOTIFICATION DEVICES THAT INCLUDE A STROBE SHALL BE MOUNTED 80 INCHES OFF THE FINISHED FLOOR TO THE BOTTOM OF THE STROBE, NOT NECESSARILY THE ELECTRICAL BOX.

31. ALL AUXILIARY RELAYS FOR FAN SHUTDOWN, DOOR RELEASE, DAMPER CONTROL, ELEVATOR CONTROL, ETC SHALL BE WIRED A MAXIMUM OF 3 FT FROM THE CONTROLLED DEVICE. THE AUXILIARY RELAY SHALL FUNCTION WITHIN THE REQUIRED VOLTAGE AND CURRENT OF THE CONTROLLED DEVICE. SLAVE OR INTERPOSING RELAYS SHALL BE INCLUDED AND POWERED BY THE FIRE ALARM CONTROL PANEL IN A FAIL-SAFE (FIRE FUNCTION) POSITION. POWER TO THE INTERPOSING RELAY SHALL BE MONITORED BY THE FIRE ALARM SYSTEM.

32. THE FIRE DEPARTMENT SHALL APPROVE THE PLANS PRIOR TO THE BEGINNING OF ANY WORK.

33. LOCATIONS OF ALL FIRE ALARM EQUIPMENT SHALL BE SUBJECT TO THE DEPARTMENT OF BUILDINGS AND FD APPROVAL. NO CHANGE OR MODIFICATION TO THE SYSTEM OR PLANS SHALL BE PERMITTED WITHOUT WRITTEN APPROVAL FROM THE ENGINEER OF RECORD. IF ANY CHANGES ARE MADE TO THE DRAWINGS PRIOR TO OR DURING INSTALLATION, AS BUILT PLANS SHALL BE PREPARED BY THE FIRE ALARM CONTRACTOR AND FILED WITH THE APPROPRIATE AGENCIES FOR FINAL ACCEPTANCE.

34. THE CONTRACTOR SHALL RETAIN A NEW YORK STATE PE TO SIGN AND SEAL ALL NECESSARY DOCUMENTS REQUIRED FOR INSPECTION AND TO OBTAIN A FINAL LETTER OF APPROVAL. THIS SHALL INCLUDE A SIGNED AND SEALED 11X17 AS-BUILT DRAWING, STATEMENT OF OPERATION, AN NFPA PROGRAMMING MATRIX, AND THE CONTRACTORS SIGNED AND SEALED FORMS. THESE DOCUMENTS SHALL BE SUBMITTED AS NECESSARY TO THE FIRE DEPARTMENT/ DEPARTMENT OF BUILDINGS TO OBTAIN A FIRE ALARM INSPECTION. IF A LETTER OF DEFECT IS ISSUED, THE CONTRACTOR SHALL CORRECT ALL ITEMS AND SUBMIT A SIGNED AND SEALED CERTIFICATE OF CORRECTION TO THE FIRE DEPARTMENT TO OBTAIN A FINAL LETTER OF APPROVAL AT NO ADDITIONAL COST TO THE PROJECT.

35. THE CONTRACTOR SHALL BE RESPONSIBLE FOR REMOVING ANY AND ALL ABANDONED FIRE ALARM CABINETS, DEVICES, AND WIRE. PAINT, PATCH AND CLEANUP SHALL ALSO BE INCLUDED.

36. CARBON MONOXIDE (CO) AND COMBINATION SMOKE AND CO DETECTORS SHALL BE FULLY ADDRESSABLE (EST SIGA2 SERIES OR EQUAL) AND INCLUDE A SOUNDER BASE. MANUFACTURERS THAT DO NOT OFFER AN ADDRESSABLE CO OR SMOKE/CO TYPE DEVICE SHALL INCLUDE SEPARATE CO AND SMOKE DETECTORS, EACH WITH AN INTERNAL SOUNDER, AND THE NECESSARY MONITORING DEVICES SO THAT THE FIRE ALARM SYSTEM MAY MONITOR BOTH TYPES SEPARATELY AT NO ADDITIONAL COST TO THE PROJECT. IF POWERED SEPARATELY (24VDC), POWER TO THE DEVICE SHALL ALSO BE SUPERVISED.

37. BATTERY BACKUP SHALL BE PROVIDED FOR A MINIMUM OF 24 HOURS STANDBY FOLLOWED BY 45 HOURS OF FULL ALARM WITH ALL CALL VOICE PAGING CAPABILITY PLUS REQUIRED SPARE CAPACITY AND TEN PERCENT DEGREDATION OF BATTERIES.

38. WHERE DISAGREEMENTS OR DISCREPANCIES OCCUR BETWEEN THE PLANS AND THE SPECIFICATIONS, OR WITHIN EITHER DOCUMENT ITSELF, THE ITEM OR ARRANGEMENT OF BETTER QUALITY, GREATER QUANTITY OR HIGHER COST SHALL BE INCLUDED IN THE BASE BID.

39. LEVEL OF SURVIVABILITY; VERTICAL RISER CABLE FOR ALL SYSTEMS THAT INCLUDE PARTIAL EVACUATION (ANYTHING OTHER THAN A GENERAL ALARM SEQUENCE - SEE SEQUENCE / MATRIX) SHALL INCLUDE A LEVEL 2 PATHWAY OF SURVIVABILITY (NOT FULLY SPRINKLERED) OR LEVEL 3 (FULLY SPRINKLERED) AND A 2 HOUR RATED SHAFT OR RISER. ALL OTHERS SHALL INCLUDE A PATHWAY LEVEL 0 (UNSPRINKLERED) OR LEVEL 1 (FULLY SPRINKLERED).

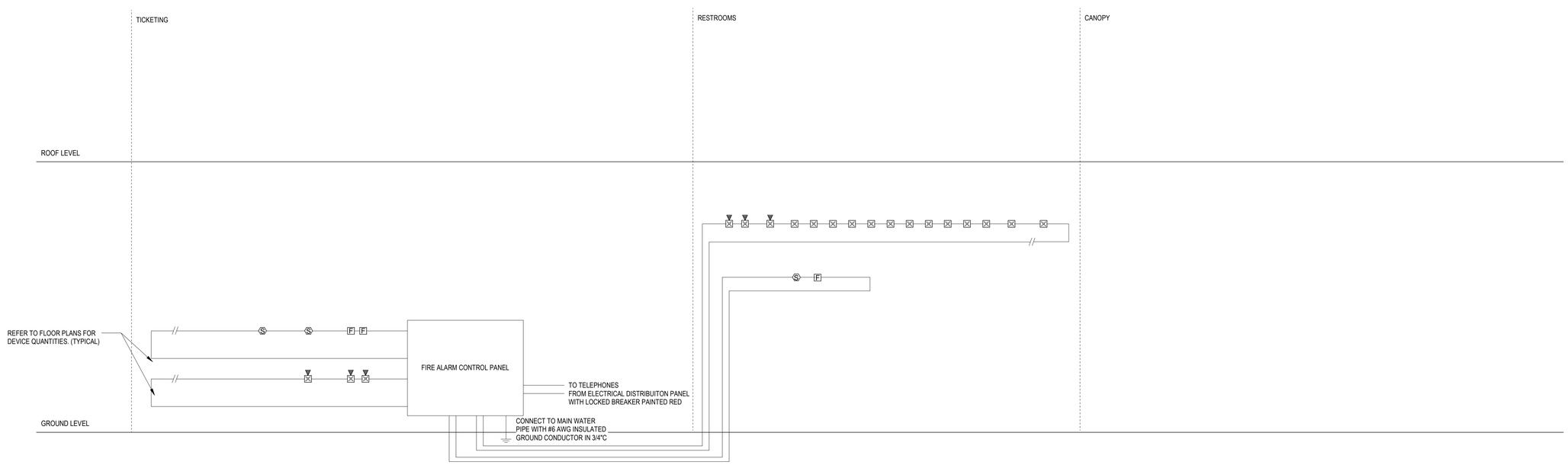

Owner
Storm King Art Center
1 Museum Road
New Windsor, NY 12553
+1 (845) 534-3115

Design Architect
heneghan peng architects
14-16 Lord Edward Street
Dublin, D02 YC63, IE
+353 1 633 9000

Executive Architect
WXY Architecture + Urban Design
224 Centre Street, 5th Floor
New York, NY 10013
+1 (212) 219-1953

Landscape Architect
Gustafson Porter + Bowman
1 Cobham Mews
London, MW1 9SB, UK
+44 020 7284 8950

Reed Hilderbrand LLC
33 Whitney Avenue, 3rd Floor
New Haven, CT, US 06510
+1 (617) 923-2422

Structural & Lighting
ARUP
77 Water Street
New York, NY, US 10005
+1 (212) 896-3000

MEPF & IT
BuroHappold
100 Broadway #23
New York, NY, US 10005
+1 (212) 616-0228

Civil
VHB
100 Great Oaks Blvd., Suite 118
Albany, NY, US 12203
+1 (518) 389-3606

AV & Acoustics
LSTN Consultants
76 Beaver Street, 2nd Floor
New York, NY, US 10005
+1 (347) 788-0810

Facade
Front Inc.
100 E. Broadway Street, #501
New York, NY, US 10002
+1 (212) 242-2220

Key Plan

Description	Date
Filling Set	06/17/22

Project

Storm King Art Center

Welcome Pavilions

Seal

NOT FOR CONSTRUCTION

Drawing Title

Fire Alarm Riser

Date	06/17/22
Scale	Not to Scale
Drawing Number	FA-W-701
Sheet Size	ARCH D

GENERAL NOTES

1.	PROVIDE ELECTRICAL METALLIC TUBING (EMT) SLEEVES WITH INSULATED BUSHINGS ON EACH END FOR ALL CABLES PASSING THROUGH WALLS AND FLOORS. ALL PENETRATIONS SHALL BE FIRESTOPPED BY ELECTRICAL CONTRACTOR. ALL PENETRATIONS THROUGH RATED WALLS SHALL BE FIRESTOPPED. SEAL AROUND OUTSIDE OF CONDUITS AND SEAL INSIDE OF CONDUIT SLEEVES AS REGISTERED BY APPLICABLE CODES AND STANDARDS. APPLY SEALS AFTER WIRE/CABLE INSTALLATION.
2.	DO NOT ROUTE CONDUITS CONCEALED IN ABOVE GRADE SLABS. CONDUITS SHALL BE ROUTED EXPOSED AND SECURED TO THE SLAB AND STUBBED THROUGH TO THE EQUIPMENT BEING SERVED.
3.	CONDUIT AND BOX LABELS SHALL BE HEAVY-DUTY PRE-PRINTED LAMINATED LABELS SUITABLE FOR THE ENVIRONMENT THE LABEL WILL RESIDE WITHIN. HAND-WRITTEN LABELS SHALL NOT BE PERMITTED.
4.	CONTRACTOR SHALL INSTALL AND MOUNT ALL EQUIPMENT CABINETS AND RACKS PER MANUFACTURERS AND SEISMIC REQUIREMENTS.
5.	ALL EXPOSED CONDUIT, BOXES, SUPPORTING HARDWARE, ETC. LOCATED IN FINISHED AREAS SHALL BE PAINTED TO MATCH. COORDINATE FINISH WITH ARCHITECT.
6.	PROVIDE ACCESS PANEL IN CONCEALED CEILINGS FOR ACCESS TO ELECTRICAL MATERIAL AND EQUIPMENT. COORDINATE ACCESS PANEL LOCATIONS WITH ARCHITECT AND OTHER TRADES PRIOR TO INSTALLATION.
7.	REFER TO T-SERIES SHEETS FOR OUTLET BOX LOCATIONS. REFER TO S-SERIES DRAWINGS FOR CCTV CAMERA LOCATIONS THAT REQUIRE STRUCTURED CABLING INFRASTRUCTURE.
8.	ALL LOW VOLTAGE OUTLETS SHALL BE COORDINATED WITH ARCHITECT.
9.	COORDINATE CONDUIT LOCATIONS (VERTICALLY & HORIZONTALLY) OUTSIDE THE TELECOM ROOM WITH CABLE TRAY/LADDER RACK LOCATIONS INSIDE THE TELECOM ROOM.
10.	ELECTRICAL SCOPE: CONTRACTOR SHALL FURNISH AND INSTALL CONDUITS/RISER, CABLE TRAYS, JUNCTION BOXES, AND OUTLET BOXES.
11.	TELECOM SCOPE: CONTRACTOR SHALL FURNISH AND INSTALL STRUCTURED CABLES, JACKS, RACKS, EQUIPMENT, CABINETS, TERMINATION AND TESTING PER EIA STANDARDS. PROVIDE 20' SLACK AT WIRELESS ACCESS POINT TO RELOCATE FINAL LOCATION BASED ON SITE CONDITIONS.

CONDUIT FILL GUIDE

NUMBER OF CABLES AT 40% CONDUIT FILL BASED ON TRADE SIZE OF CONDUIT.

CABLE	TYPE	O.D.	0.75"	1"	1.25"	1.5"	2"	2.5"	3"	3.5"	4"
CAT6A	4 PAIR UTP	0.295	2	4	7	10	18	28	41	56	73
CAT6E	4 PAIR UTP	0.244	3	6	10	15	27	42	60	82	107
CAT6e	4 PAIR UTP	0.228	4	7	12	17	30	48	69	94	123
CAT6	4 PAIR F/UTP	0.255	3	6	9	14	24	38	55	75	98
CAT6	4 PAIR UTP	0.208	5	9	14	21	37	57	83	113	148
CAT5E	4 PAIR UTP	0.190	6	11	17	25	44	69	99	135	177
CAT5E	4 PAIR F/UTP	0.224	4	8	12	18	32	50	71	97	127
CAT5e	4 PAIR UTP	0.180	7	12	19	27	49	77	111	151	197
CAT5e	4 PAIR F/UTP	0.218	4	8	13	19	33	52	75	103	134
CAT5e	25 PAIR UTP	0.430	1	2	3	5	8	13	19	26	34
CAT5e	25 PAIR F/UTP	0.472	1	1	2	4	7	11	16	22	28
CAT5	4 PAIR UTP	0.180	7	12	19	27	49	77	111	151	197
CAT5	4 PAIR F/UTP	0.230	4	7	12	17	30	47	68	92	121
CAT5	25 PAIR UTP	0.430	1	2	3	5	8	13	19	26	34
CAT5	25 PAIR F/UTP	0.472	1	1	2	4	7	11	16	22	28

CABLE TRAY FILL GUIDE

CABLE TRAY HEIGHT X WIDTH	CAT 5e FILL RATIO AT:		CAT 6 FILL RATIO AT:		CAT 6A FILL RATIO AT:	
	25%	40%	25%	40%	25%	40%
2" X 4"	33	52	21	34	15	23
2" X 6"	49	79	32	50	22	35
2" X 8"	66	106	42	68	29	47
2" X 12"	99	158	63	101	44	70
2" X 16"	133	213	85	136	59	94
2" X 18"	150	239	96	153	67	106
2" X 20"	166	266	107	170	74	118
2" X 24"	200	320	128	204	89	142
4" X 4"	62	21	40	64	28	44
4" X 6"	94	150	60	96	42	67
4" X 8"	126	201	81	129	56	90
4" X 12"	188	300	120	192	84	134
4" X 16"	253	405	162	259	113	180
4" X 18"	285	456	182	292	127	202
4" X 20"	317	507	203	324	141	225
4" X 24"	381	609	244	390	169	270
6" X 8"	189	302	121	193	84	134
6" X 12"	282	451	180	288	125	200
6" X 16"	380	607	243	389	169	270
6" X 18"	427	684	274	438	190	304
6" X 20"	475	760	304	486	211	338
6" X 24"	571	913	365	584	254	406

GENERAL SYMBOLS

SYMBOL	DESCRIPTION
X	KEYNOTE IDENTIFIER X - KEYNOTE NUMBER
X	REVISION CHANGE X - DELTA NUMBER
X / TXXX	DETAIL/ENLARGED PLAN CALLOUT X - DETAIL/REFERENCE# TXXX - SHEET #
X / TXXX	SECTION IDENTIFIER X - SECTION # TXXX - SHEET #

CONDUIT AND CABLE TRAY

	CONDUIT CONCEALED IN CEILING OR WALL.
	CONDUIT CONCEALED UNDER FLOOR OR UNDERGROUND
	CONDUIT TURNING UP
	CONDUIT TURNING DOWN
	CONDUIT STUB WITH CAP
CSB	CABLE SUPPORT BOX
	TELECOM CABLE TRAY, REFER TO T-SERIES SHEETS FOR SIZE, UON. COORDINATE LOCATION WITH DUCTWORK, PLUMBING, FIRE PROTECTION, ELECTRICAL, AND LIGHT FIXTURES.

TELECOM DEVICES

IP INT	WALL MOUNTED SINGLE TELECOM OUTLET AT 48" AFF UON. PROVIDE A 5S BACKBOX WITH SINGLE GANG MUD RING. PROVIDE (1) CAT6A IN 1-1/4" CONDUIT TO NEAREST CABLE TRAY OR RUN DIRECT TO TELECOM ROOM. PROVIDE NON-METALLIC BUSHING ON END OF CONDUIT. IP = IP PHONE INT = INTERCOM
BMS SM	WALL MOUNTED SINGLE TELECOM OUTLET AT 18" AFF UON - REFER TO ELECTRICAL FOR BOX TYPE. PROVIDE (1) CAT6A IN 1-1/4" CONDUIT TO NEAREST CABLE TRAY OR RUN DIRECT TO TELECOM ROOM. PROVIDE NON-METALLIC BUSHING ON END OF CONDUIT. BMS = CONNECTION FOR BULDING MANAGEMENT SYSTEM SM = CONNECTION FOR SMART METER
	WALL MOUNTED DUPLEX TELECOM OUTLET AT 18" AFF UON. - REFER TO ELECTRICAL FOR BOX TYPE. PROVIDE (2) CAT6A IN 1-1/4" CONDUIT TO NEAREST CABLE TRAY OR RUN DIRECT TO TELECOM ROOM PROVIDE NON-METALLIC BUSHING ON END OF CONDUIT.
# FA AV WP	AS ABOVE, WHERE # = NUMBER OF PORTS (3, 5, ETC.) FA = ANALOG LINE FOR FIRE ALARM AV = OUTLET DEDICATED FOR AV WP = WEATHERPROOF OUTLET
WAP WP	WIRELESS ACCESS POINT WITH SS BACK BOX ABOVE CEILING. PROVIDE (2) CAT6A IN 1-1/4" CONDUIT TO NEAREST TELECOM ROOM. WP = WEATHERPROOF OUTLET CONTRACTOR SHALL COORDINATE MOUNTING OPTIONS WITH ARCHITECT
#	MULTI-SERVICE FLOOR BOX/CAST - REFER TO ELECTRICAL AND AV PLANS FOR FLOOR BOX TYPE. PROVIDE ONE (4) DATA PORT, UNLESS OTHERWISE NOTED ON PLANS, VIA CAT6A IN 1-1/4" CONDUIT TO NEAREST TELECOM ROOM. # = NUMBER OF PORTS
J	JUNCTION BOX/FLOOR FEED BOX - AV AND TELECOM MAY BE COMBINED IN SAME BOX. PROVIDE METALLIC BARRIER WHEN POWER CIRCUITS ARE FED BY BOX. COORDINATE WITH ELECTRICAL AND AV.

TELECOMMUNICATIONS ABBREVIATIONS

A	ACCESS CONTROL SYSTEM USE	LS	LOUDSPEAKER
AC	ALTERNATING CURRENT	LTG	LIGHTING
AFF	ABOVE FINISHED FLOOR	MA	MILLIAMPS
AFG	ABOVE FINISHED GRADE	MAX	MAXIMUM
AIR COND	AIR CONDITIONING	MDF	MAIN DISTRIBUTION FRAME
ARCH	ARCHITECTURAL	MECH	MECHANICAL/ELECTRICAL/PLUMBING
AV	AUDIOVISUAL	MIC	MICROPHONE
AVG	AVERAGE	MIN	MINIMUM
AWG	AMERICAN WIRE GAUGE	MISC	MISCELLANEOUS
BL	BLANK	MTD	MOUNTED
BLDG.	BUILDING	NA	NOT APPLICABLE
B.O.	BY OTHERS	NEC	NATIONAL ELECTRICAL CODE
C	CENTER LINE	NEMA	NATIONAL ELECTRICAL MANUFACTURERS ASSOCIATION
CATV	CABLE TELEVISION	NO	NUMBER
CCTV	CLOSED CIRCUIT TELEVISION	NTS	NOT TO SCALE
CKT	CIRCUIT	OD	OUTSIDE DIAMETER
CLG	CEILING	PB	PULL BOX
CLOS	CLOSET	PBX	PRIVATE BRANCH EXCHANGE
CM	CIRCUIT MIL	PCU	POWER CONDITIONING UNIT
COAX	COAXIAL CABLE	PDU	POWER DISTRIBUTION UNIT
COL	COLUMN	PG	PAGING
CONC	CONCRETE	PH	PHASE
COND	CONDUIT	PLB	PLUMBING
CONST	CONSTRUCTION	PNL	PANEL
CONT	CONTINUOUS	PSU	POWER SUPPLY UNIT
CONV	CONVENIENCE	PWR	POWER
DC	DIRECT CURRENT	RDP	RESIDENTIAL DISTRIBUTION PANEL
DIA	DIAMETER	RCP	REFLECTED CEILING PLAN
DN	DOWN	RECP	RECEPTACLE
DTL	DETAIL	REQ	REQUIRED
DSS	DISH SATELLITE SYSTEM	RMS	RACK MOUNTED SPACES
DWG	DRAWING	S	SECURITY
EA	EACH	SEC	SECURITY
EMT	ELECTRO MECHANICAL TUBING	SEP	SEPARATE
E.C.	ELECTRICAL CONTRACTOR	SPECS	SPECIFICATIONS
EIA/TIA	ELECTRONIC INDUSTRIES ASSOCIATION	SPKLR	SPRINKLER
EL	ELEVATION	SPKR	SPEAKER
ELEC	ELECTRIC	STA	STATION
ELEV	ELEVATOR	STD	STANDARD
EM	EMERGENCY USE DESIGNATION	STP	SHIELDING TWISTED PAIR
EQ	EQUAL	SURF	SURFACE
EQUIP	EQUIPMENT	SYM	SYMMETRICAL
EXIST	EXISTING	TBD	TO BE DETERMINED
F	FLOOR	TEL	TELEPHONE
FA	FIRE ALARM	TERM	TERMINATION
F&I	FURNISH & INSTALL	TELCO	TELEPHONE COMPANY
FIN	FINISH	TV	TELEVISION
F.O.	FIBER OPTIC	TYP	TYPICAL
FT	FEET	UFD	UNDER FLOOR DUCT
GA	GAUGE	UON	UNLESS OTHERWISE NOTED
G.C.	GENERAL CONTRACTOR	UPS	UNINTERRUPTIBLE POWER SUPPLY
GD	GROUND	UTP	UNSHIELDED TWISTED PAIR
HGT	HEIGHT	V	VOLTS
HOR	HORIZONTAL	VA	VOLT-AMPERES
HVAC	HEATING DISTRIBUTION FRAME	VENT	VENTILATING
IOIP	INTERCOM OVER INTERNET PROTOCOL (IP)	VERT	VERTICAL
IDF	INTERMEDIATE DISTRIBUTION FRAME	VIF	VERIFY IN FIELD
IN	INCHES	W	WATTS
INT	INTERCOM	W/	WITH
ISP	INTERNET SERVICE PROVIDER	W/O	WITHOUT
JBOX	JUNCTION BOX	WKSTA	WORKSTATION

ELECTRICAL AND LOW VOLTAGE SYSTEMS DIVISION OF WORK

SYSTEM	RISER CONDUIT	CABLE TRAYS	OUTLET BOXES	DEVICES	WIRING	STRUCTURED CABLING	RJ-45 JACKS	SPECIAL TERMINATIONS	WALL PLATES
ELECTRICAL	DIV 26	DIV 26	DIV 26	DIV 26	DIV 26	NA	NA	NA	DIV 26
FIRE ALARM	DIV 26	DIV 26	DIV 26	DIV 26	DIV 26	DIV 27/IT	DIV 26	NA	DIV 26
IT	DIV 26 *	DIV 26 *	DIV 26 *	NA	NA	DIV 27/IT	DIV 27/IT	NA	DIV 27/IT
AV	DIV 26 ***	DIV 26 *	DIV 26 *	DIV 27/AV	DIV 27/AV	DIV 27/IT	DIV 27/IT	DIV 27/AV	DIV 27/IT
BMS	DIV 25/CONTROLS	DIV 25/CONTROLS	DIV 25/CONTROLS	DIV 25/CONTROLS	DIV 25/CONTROLS	DIV 27/IT	DIV 27/IT	DIV 25/BMS	DIV 27/IT

ABBREVIATIONS

- ELECTRICAL CONTRACTOR
- INFORMATION TECHNOLOGY CONTRACTOR
- AUDIO VISUAL CONTRACTOR
- BUILDING MANAGEMENT CONTRACTOR

* IT - REFER TO IT-SERIES DRAWINGS
** AV - REFER TO AV-SERIES DRAWINGS
*** BMS - REFER TO M-SERIES DRAWINGS

MATRIX OF RESPONSIBILITY	WIFI - SCOPE
BURO HAPPOLD	LOCATION OF CONNECTION POINTS
TELECOM CONTRACTOR	INSTALLATION OF TELECOM CABLES, COORDINATING EXACT LOCATIONS BASED ON FIELD CONDITION AND COVERAGE REQUIREMENTS INSTALLATION OF ACTIVE EQUIPMENT

ELECTRICAL NOTES FOR TELECOM

1.	ALL ELECTRICAL RECEPTACLES, GROUND BARS, CONDUITS, FLOOR BOXES, RACEWAYS, STEEL STRUT, AND SLEEVES ARE TO BE FURNISHED AND INSTALLED BY THE ELECTRICAL CONTRACTOR AS OUTLINED BELOW.
2.	PULL-BOXES FOR COMMUNICATIONS SYSTEMS SHALL BE PROVIDED WHERE THE COMBINED SUM OF THE BENDS EXCEEDS 180 DEGREES.
3.	THE BEND RADIUS FOR COMMUNICATIONS CONDUITS SHALL BE 10 TIMES THE INSIDE DIAMETER OF THE CONDUITS. FOR CONDUITS GREATER THAN 2" IN DIAMETER.
4.	CONDUIT RUNS FOR COMMUNICATIONS CABLING SHALL NOT EXCEED 90 FEET WITHOUT A PULL-BOX.
5.	JUNCTION BOXES FOR COMMUNICATIONS CABLING SHALL HAVE TAMPER-PROOF SCREWS.
6.	INCLUDE ALL REQUIRED JUNCTION AND PULL-BOXES REGARDLESS OF QUANTITIES INDICATED ON THE DRAWINGS.
7.	ALL EMPTY CONDUITS ARE TO BE PROVIDED WITH A MINIMUM OF (2) NYLON DRAG LINES OR PULL STRINGS, AND FITTED WITH BUSHED ENDS.
8.	PROVIDE PULL-BOXES ON ALL VERTICAL RISER CONDUIT RUNS REGARDLESS OF THE DRAWING INTERVALS, NO GREATER THAN 50FT. PULL-BOX AND JUNCTION-BOX SIZES ARE SHOWN FOR COORDINATION PURPOSES ONLY. ELECTRICAL CONTRACTOR TO SIZE PULL-BOXES AND JUNCTION-BOXES IN ACCORDANCE WITH FIELD CONDITIONS, AND EQUIPMENT STANDARDS.
9.	ALL CABLE TRAY, LADDER RACKS, AND STEEL STRUTS SHALL BE FURNISHED AND INSTALLED BY THE ELECTRICAL CONTRACTOR.
10.	REGARDLESS OF THEIR REPRESENTATION ON THE FLOOR PLANS, SLEEVES (EZPATH OR EQUIV.) SHALL BE PROVIDED AT ALL LOCATIONS WHERE CABLE PASSES THROUGH FIRE-RATED WALLS OR FLOORS. EXACT LOCATIONS SHALL BE COORDINATED BETWEEN THE COMMUNICATIONS CABLING CONTRACTOR AND THE ELECTRICAL CONTRACTOR. OPENING SIZES SHALL BE NO LESS THAN 1.5 TIMES THE CABLE CROSS SECTION PASSING THROUGH THE OPENING.
11.	ELECTRICAL CONTRACTOR TO COORDINATE CABLE TRAY, LADDER RACKS, AND/OR STEEL STRUT SUPPORT SYSTEM LOCATIONS WITH COMMUNICATIONS CABLING CONTRACTOR.
12.	COORDINATE CONDUIT LOCATIONS (VERTICALLY & HORIZONTALLY) OUTSIDE THE TELECOM ROOM WITH CABLE TRAY/LADDER RACK LOCATIONS INSIDE THE TELECOM ROOM.
13.	DEDICATED ELECTRICAL CIRCUITS SHALL BE PROVIDED FOR EACH COMMUNICATIONS CABINET OR RACK AS NOTED ON THE TELECOM ROOM DRAWING.
14.	ALL VOICE/DATA INFORMATION OUTLET BOXES SHALL BE 4 11/16" x 4 11/16" x 2 1/8" DEEP W/ 1/2" DEEP SINGLE GANG ADJUSTABLE MUD RING AND 1-1/4" CONDUIT TO NEAREST ACCESSIBLE CEILING UNLESS OTHERWISE NOTED.
15.	CONDUITS USED TO FEED COMMUNICATIONS WORKSTATIONS IN INACCESSIBLE CEILING AREAS SHALL BE EXTENDED TO NEAREST ACCESSIBLE CEILING AREA.
16.	FLOOR BOXES SHALL HAVE ONE (1) 1-1/4" CONDUIT EXTENDED TO ACCESSIBLE CEILING FOR COMMUNICATIONS CABLING. ADDITIONAL CONDUITS MAY BE REQUIRED TO SUPPORT A/V OR OTHER SYSTEMS CABLING AND ARE NOTED ON THE FLOOR PLANS.
17.	ALL EXTERNAL COMMUNICATIONS OUTLETS ARE TO BE INSTALLED IN A WEATHERPROOF ELECTRICAL BOX WITH A WEATHERPROOF-WHILE-IN-USE COVER. CONDUIT BY ELECTRICAL CONTRACTOR FOR ALL EXTERIOR LOCATIONS TO NEAREST IDF LOCATION.

MDF/IDF NOTES

1.	ALL COORDINATION IN THE CEILING OF THE TELECOM ROOM SHALL BE THE RESPONSIBILITY OF THE GENERAL CONTRACTOR.
2.	TELECOM ROOM SHALL BE PROVIDED WITH EXPOSED CEILINGS UNLESS OTHERWISE NOTED.
3.	ANY EXPOSED FIREPROOFING WITHIN TELECOM ROOM SHALL BE SEALED TO REDUCE DUST FROM DISLODGED MATERIAL.
4.	CABLE LADDER SHALL BE USED TO SUPPORT CABLES WITHIN THE TELECOM ROOM. LADDER SIZE SHALL BE AS INDICATED ON FLOOR/PART PLANS OR BASED UPON CABLING FILL REQUIREMENTS.
5.	CABLES ROUTED ON CABLE LADDER (VERTICAL OR HORIZONTAL) SHALL BE SECURED TO TRAY OR LADDER WITH REUSABLE VELCRO-BASED CABLE WRAPS EVERY RUNG.
6.	VERTICAL CABLE LADDER SHALL BE USED AT WALLS TO SUPPORT VERTICAL CABLE TRANSITIONS WITHIN THE TELECOM ROOM.
7.	A MINIMUM OF 6" CLEARANCE SHALL BE MAINTAINED ABOVE AND BELOW THE HORIZONTAL CABLE LADDER. LADDER ABOVE ALL RACKS TO ALL WALLS IN MDF LOCATIONS. ELECTRICALLY BOND AS REQUIRED.
8.	TELECOM ROOM WALLS SHALL BE CONTINUOUS FROM SLAB (FLOOR) TO SLAB (CEILING) WITH ALL THROUGH - WALL PENETRATIONS SEALED.
9.	THE GENERAL CONTRACTOR SHALL SEAL ALL OPENINGS AROUND WALL PENETRATIONS TO MAINTAIN THE INTEGRITY OF CONDITIONED SPACES. ALL WORK PERFORMED SHALL MAINTAIN THE PRESCRIBED FIRE RATING OF THE SPACE.
10.	PLYWOOD FOR WALL FIELDS SHALL BE FIRE-RATED GRADE A - C WITH "A" SIDE FACING OUT.
11.	WALL PHONE OUTLETS MECHANICAL AND TELECOM ROOMS SHALL BE MOUNTED AT 54" A.F.F.
12.	ALL RACKS, CABINETS AND CABLE TRAY/LADDER RACKS SHALL BE ELECTRICALLY CONNECTED, VIA #6 AWG GREEN JACKETED WIRE, TO A PRE-DRILLED AND TAPPED GROUND BAR TO BE LOCATED WITHIN THE ROOM. GROUND BAD SHALL BE CADWELD CONNECTED TO BUILDING STEEL BY WAY OF THE LOCAL TELECOMMUNICATIONS GROUNDING BAR. (2) HOLE CRIMP CONNECTORS SHALL BE USED.

Owner
Storm King Art Center
1 Museum Road
New Windsor, NY 12553
+1 (845) 534-3115

Design Architect
heneghan peng architects
14-16 Lord Edward Street
Dublin, D02 YC63, IE
+353 1 633 9000

Executive Architect
WXY Architecture + Urban Design
224 Centre Street, 5th Floor
New York, NY 10013
+1 (212) 219-1953

Landscape Architect
Gustafson Porter + Bowman
1 Cobham Mews
London, MW1 9SB, UK
+44 020 7284 8950

Reed Hilderbrand LLC
33 Whitney Avenue, 3rd Floor
New Haven, CT, US 06510
+1 (617) 923-2422

Structural & Lighting
ARUP
77 Water Street
New York, NY, US 10005
+1 (212) 896-3000

MEPF & IT
BuroHappold
100 Broadway #23
New York, NY, US 10005
+1 (212) 616-0228

Civil
VHB
100 Great Oaks Blvd., Suite 118
Albany, NY, US 12203
+1 (518) 389-3606

AV & Acoustics
LSTN Consultants
76 Beaver Street, 2nd Floor
New York, NY, US 10005
+1 (347) 788-0810

Facade
Front Inc.
100 E. Broadway Street, #501
New York, NY, US 10002
+1 (212) 242-2220

Key Plan

Description	Date

Project

Storm King Art Center

Welcome Pavilions

Seal

NOT FOR CONSTRUCTION

Drawing Title

Abbreviations, Symbols and Legends

Date	06/17/22
Scale	Not to Scale
Drawing Number	IT-W-001
Sheet Size	ARCH D

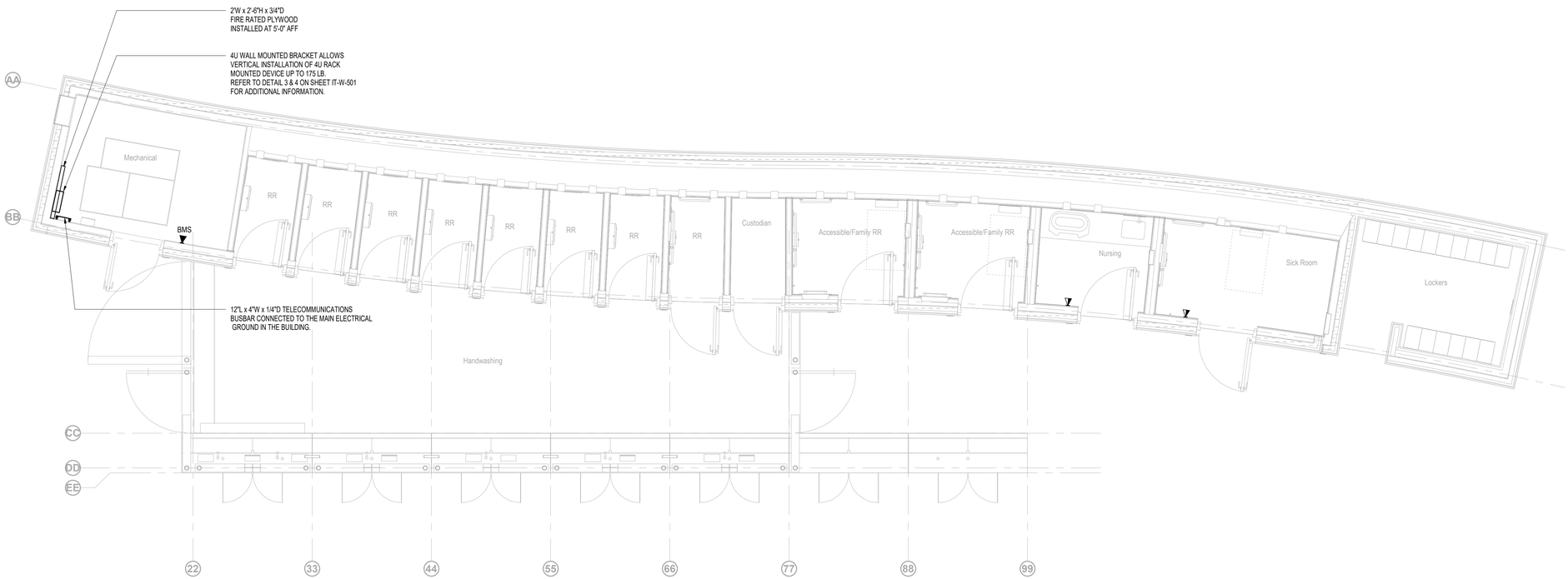

Owner
Storm King Art Center
1 Museum Road
New Windsor, NY 12553
+1 (845) 534-3115

Design Architect
heneghan peng architects
14-16 Lord Edward Street
Dublin, D02 YC63, IE
+353 1 633 9000

Executive Architect
WXY Architecture + Urban Design
224 Centre Street, 5th Floor
New York, NY 10013
+1 (212) 219-1953

Landscape Architect
Gustafson Porter + Bowman
1 Cobham Mews
London, MW1 9SB, UK
+44 020 7284 8950

Reed Hilderbrand LLC
33 Whitney Avenue, 3rd Floor
New Haven, CT, US 06510
+1 (617) 923-2422

Structural & Lighting
ARUP
77 Water Street
New York, NY, US 10005
+1 (212) 896-3000

MEPF & IT
BuroHappold
100 Broadway #23
New York, NY, US 10005
+1 (212) 616-0228

Civil
VHB
100 Great Oaks Blvd., Suite 118
Albany, NY, US 12203
+1 (518) 389-3606

AV & Acoustics
LSTN Consultants
76 Beaver Street, 2nd Floor
New York, NY, US 10005
+1 (347) 788-0810

Facade
Front Inc.
100 E. Broadway Street, #501
New York, NY, US 10002
+1 (212) 242-2220

Key Plan

N

Description	Date

Project

Storm King Art Center

Welcome Pavilions

Seal

NOT FOR CONSTRUCTION

Drawing Title

Restroom - Telecom Plan - Ground Level

Date	06/17/22
Scale	1/4" = 1'-0"
Drawing Number	IT-W-101
Sheet Size	ARCH D

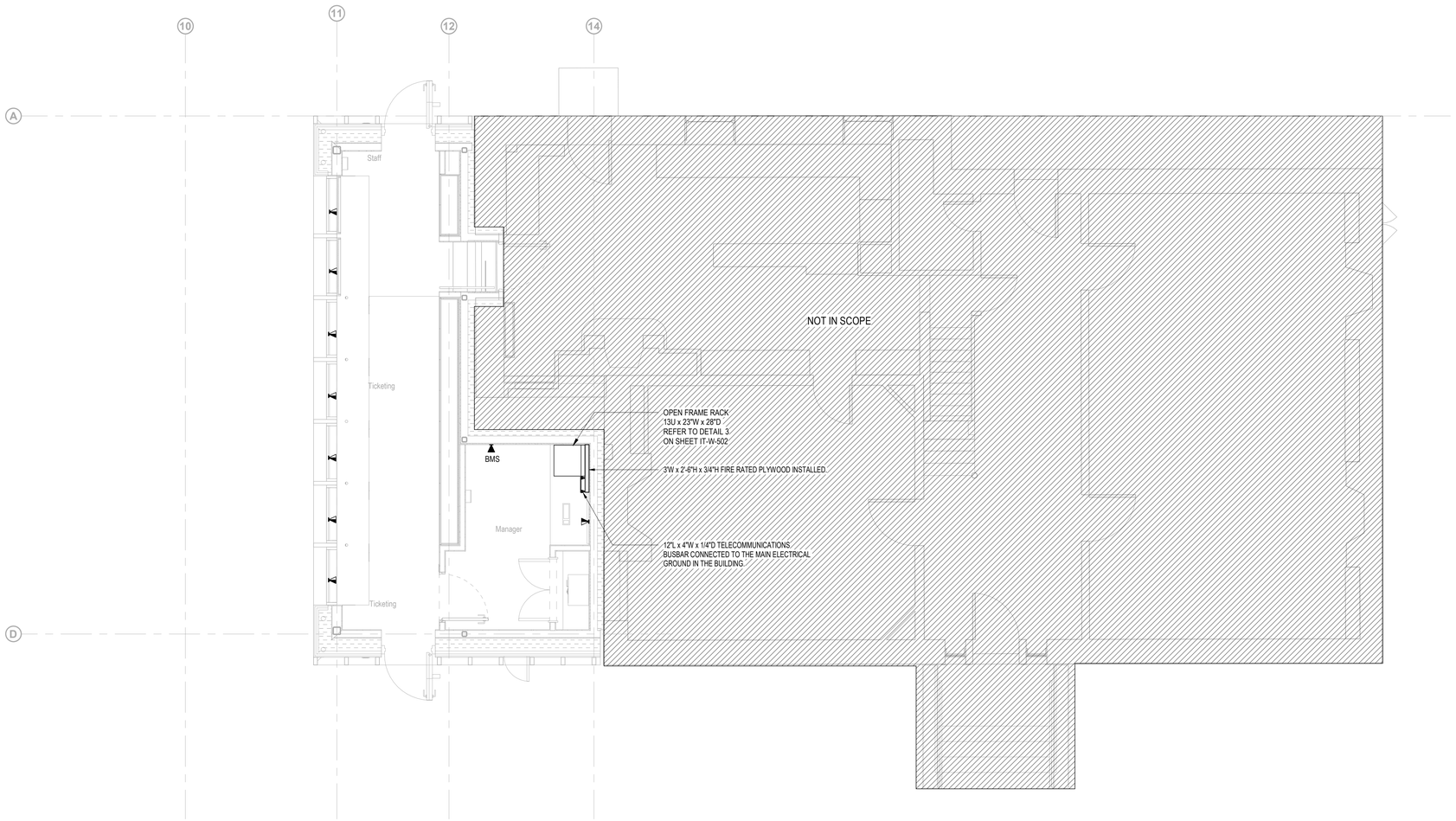

Owner
Storm King Art Center
1 Museum Road
New Windsor, NY 12553
+1 (845) 534-3115

Design Architect
heneghan peng architects
14-16 Lord Edward Street
Dublin, D02 YC63, IE
+353 1 633 9000

Executive Architect
WXY Architecture + Urban Design
224 Centre Street, 5th Floor
New York, NY 10013
+1 (212) 219-1953

Landscape Architect
Gustafson Porter + Bowman
1 Cobham Mews
London, MW1 9SB, UK
+44 020 7284 8950

Reed Hilderbrand LLC
33 Whitney Avenue, 3rd Floor
New Haven, CT, US 06510
+1 (617) 923-2422

Structural & Lighting
ARUP
77 Water Street
New York, NY, US 10005
+1 (212) 896-3000

MEPF & IT
BuroHappold
100 Broadway #23
New York, NY, US 10005
+1 (212) 616-0228

Civil
VHB
100 Great Oaks Blvd., Suite 118
Albany, NY, US 12203
+1 (518) 389-3606

AV & Acoustics
LSTN Consultants
76 Beaver Street, 2nd Floor
New York, NY, US 10005
+1 (347) 788-0810

Facade
Front Inc.
100 E. Broadway Street, #501
New York, NY, US 10002
+1 (212) 242-2220

Key Plan

N

Description	Date

Project

Storm King Art Center

Welcome Pavilions

Seal

NOT FOR CONSTRUCTION

Drawing Title

Ticketing - Telecom Plan - Ground Level

Date	06/17/22
Scale	1/4" = 1'-0"
Drawing Number	IT-W-111
Sheet Size	ARCH D

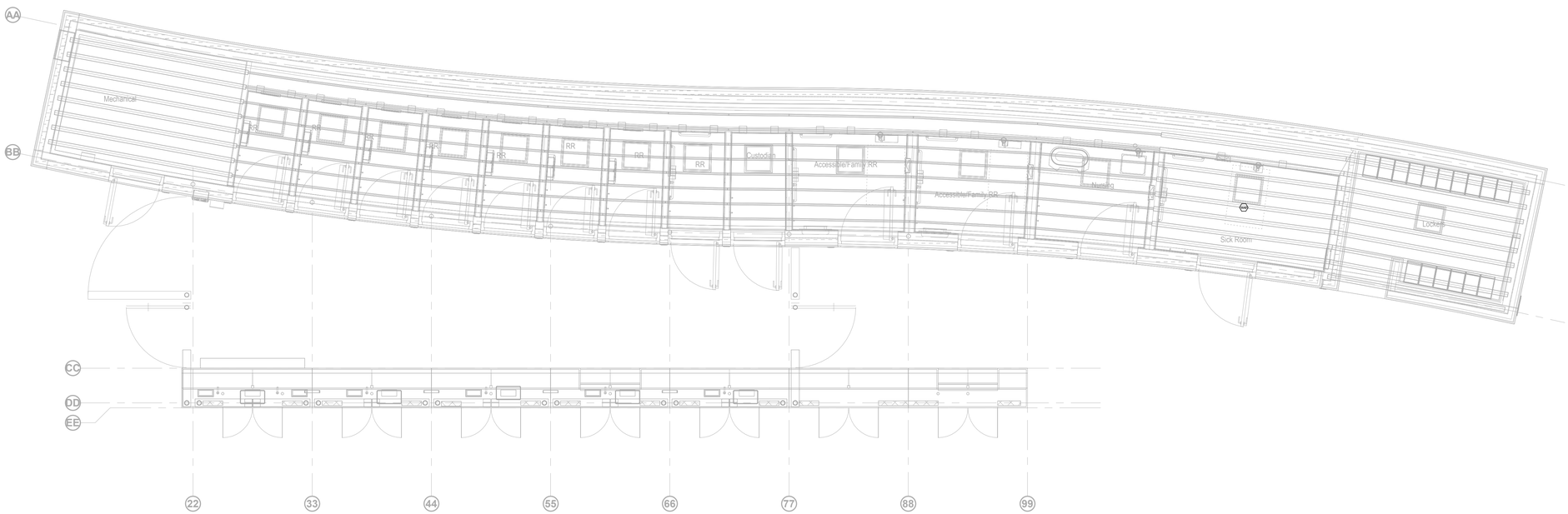

Owner
Storm King Art Center
1 Museum Road
New Windsor, NY 12553
+1 (845) 534-3115

Design Architect
heneghan peng architects
14-16 Lord Edward Street
Dublin, D02 YC63, IE
+353 1 633 9000

Executive Architect
WXY Architecture + Urban Design
224 Centre Street, 5th Floor
New York, NY 10013
+1 (212) 219-1953

Landscape Architect
Gustafson Porter + Bowman
1 Cobham Mews
London, MW1 9SB, UK
+44 020 7284 8950

Reed Hilderbrand LLC
33 Whitney Avenue, 3rd Floor
New Haven, CT, US 06510
+1 (617) 923-2422

Structural & Lighting
ARUP
77 Water Street
New York, NY, US 10005
+1 (212) 896-3000

MEPF & IT
BuroHappold
100 Broadway #23
New York, NY, US 10005
+1 (212) 616-0228

Civil
VHB
100 Great Oaks Blvd., Suite 118
Albany, NY, US 12203
+1 (518) 389-3606

AV & Acoustics
LSTN Consultants
76 Beaver Street, 2nd Floor
New York, NY, US 10005
+1 (347) 788-0810

Facade
Front Inc.
100 E. Broadway Street, #501
New York, NY, US 10002
+1 (212) 242-2220

Key Plan

N

Description	Date

Project

Storm King Art Center

Welcome Pavilions

Seal

NOT FOR CONSTRUCTION

Drawing Title

Restroom - Telecom RCP - Ground Level

Date	06/17/22
Scale	1/4" = 1'-0"
Drawing Number	IT-W-201
Sheet Size	ARCH D

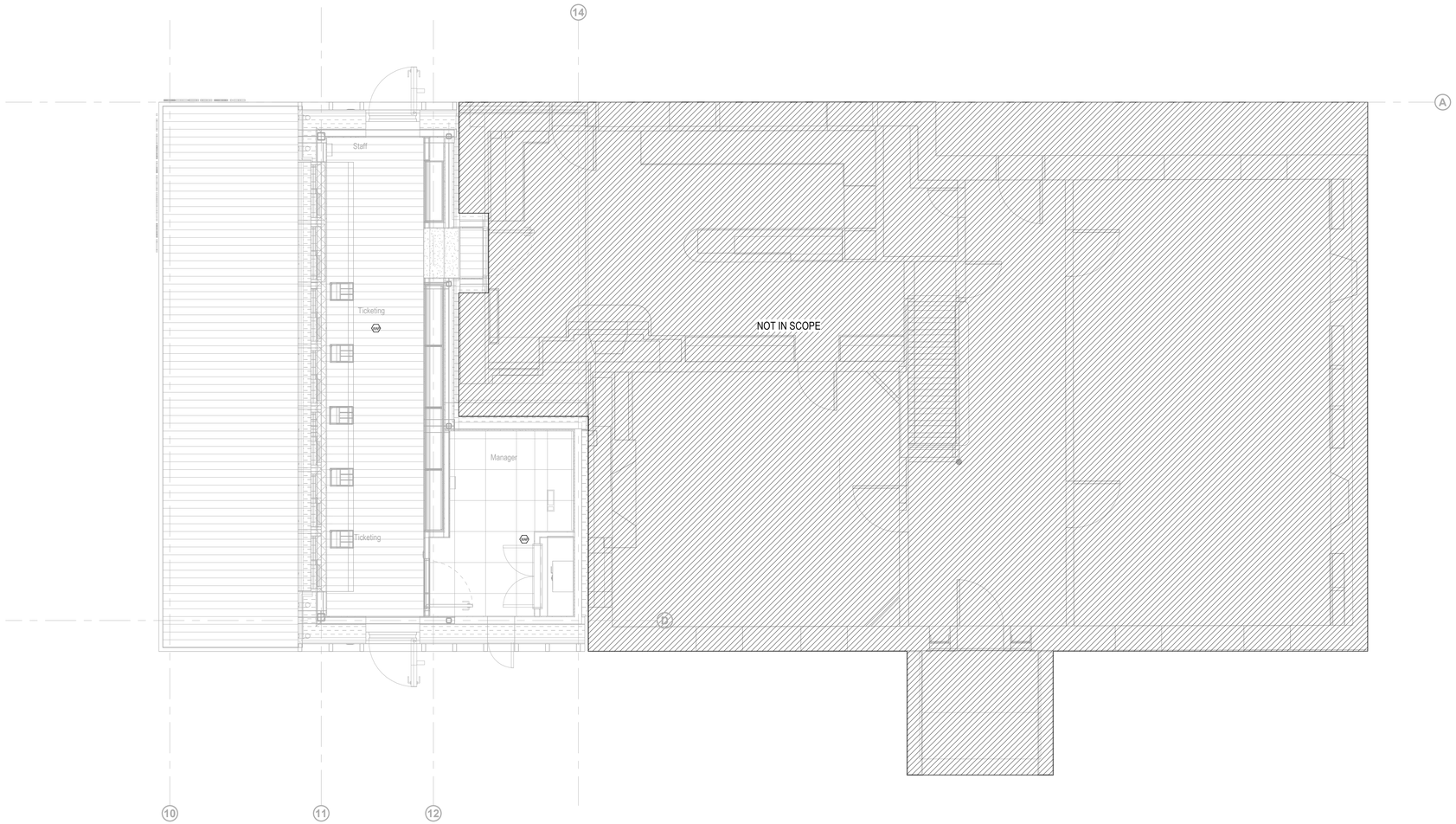

Owner
Storm King Art Center
1 Museum Road
New Windsor, NY 12553
+1 (845) 534-3115

Design Architect
heneghan peng architects
14-16 Lord Edward Street
Dublin, D02 YC63, IE
+353 1 633 9000

Executive Architect
WXY Architecture + Urban Design
224 Centre Street, 5th Floor
New York, NY 10013
+1 (212) 219-1953

Landscape Architect
Gustafson Porter + Bowman
1 Cobham Mews
London, MW1 9SB, UK
+44 020 7284 8950

Reed Hilderbrand LLC
33 Whitney Avenue, 3rd Floor
New Haven, CT, US 06510
+1 (617) 923-2422

Structural & Lighting
ARUP
77 Water Street
New York, NY, US 10005
+1 (212) 896-3000

MEPF & IT
BuroHappold
100 Broadway #23
New York, NY, US 10005
+1 (212) 616-0228

Civil
VHB
100 Great Oaks Blvd., Suite 118
Albany, NY, US 12203
+1 (518) 389-3606

AV & Acoustics
LSTN Consultants
76 Beaver Street, 2nd Floor
New York, NY, US 10005
+1 (347) 788-0810

Facade
Front Inc.
100 E. Broadway Street, #501
New York, NY, US 10002
+1 (212) 242-2220

Key Plan

N

Description	Date

Project

Storm King Art Center

Welcome Pavilions

Seal

NOT FOR CONSTRUCTION

Drawing Title

Ticketing - Telecom RCP - Ground Level

Date	06/17/22
Scale	1/4" = 1'-0"
Drawing Number	IT-W-211
Sheet Size	ARCH D

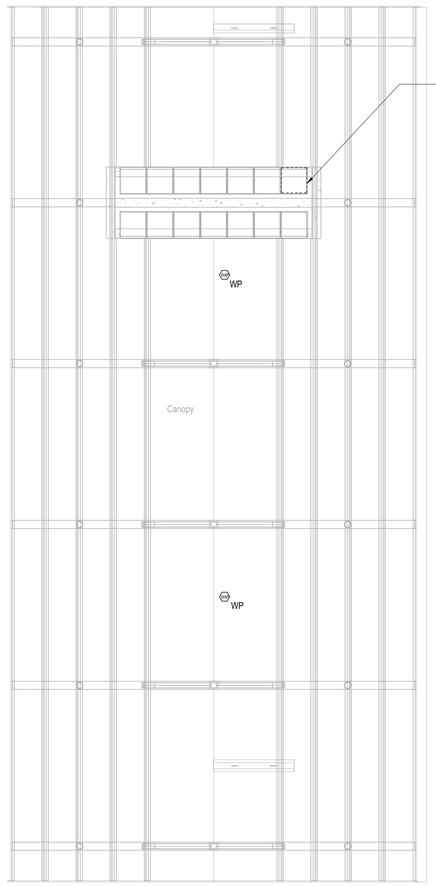

1. TOP LOCKER WITH VENTILATION HOLES FOR TELECOM EQUIPMENT.

2. METAL BRACKET WITH SLACK MANAGEMENT FOR 12 FIBER CORES WITH (6) LC TERMINATIONS.

3. 1U (8) PORT SWITCH WITH FIBER UPLINK.

4. CONDUIT STUB UP IN SLAB FOR FIBER CABLE FROM TICKETING BUILDING TO LOCKER.

5. CONDUIT STUB UP IN SLAB FOR POWER CABLE

6. GROMMET IN LOCKER TO RUN CAT 6A CABLES TO WAP LOCATION IN ROOM.

7. DUPLEX POWER IN LOCKER

8. GROUNDING STRIP CONNECTED TO ELECTRICAL GROUND.

Owner
Storm King Art Center
1 Museum Road
New Windsor, NY 12553
+1 (845) 534-3115

Design Architect
heneghan peng architects
14-16 Lord Edward Street
Dublin, D02 YC63, IE
+353 1 633 9000

Executive Architect
WXY Architecture + Urban Design
224 Centre Street, 5th Floor
New York, NY 10013
+1 (212) 219-1953

Landscape Architect
Gustafson Porter + Bowman
1 Cobham Mews
London, MW1 9SB, UK
+44 020 7284 8950

Reed Hilderbrand LLC
33 Whitney Avenue, 3rd Floor
New Haven, CT, US 06510
+1 (617) 923-2422

Structural & Lighting
ARUP
77 Water Street
New York, NY, US 10005
+1 (212) 896-3000

MEPF & IT
BuroHappold
100 Broadway #23
New York, NY, US 10005
+1 (212) 616-0228

Civil
VHB
100 Great Oaks Blvd., Suite 118
Albany, NY, US 12203
+1 (518) 389-3606

AV & Acoustics
LSTN Consultants
76 Beaver Street, 2nd Floor
New York, NY, US 10005
+1 (347) 788-0810

Facade
Front Inc.
100 E. Broadway Street, #501
New York, NY, US 10002
+1 (212) 242-2220

Key Plan

N

Description	Date

Project

Storm King Art Center

Welcome Pavilions

Seal

NOT FOR CONSTRUCTION

Drawing Title

Canopy - Telecom RCP - Ground Level

Date	06/17/22
Scale	1/4" = 1'-0"
Drawing Number	IT-W-221
Sheet Size	ARCH D

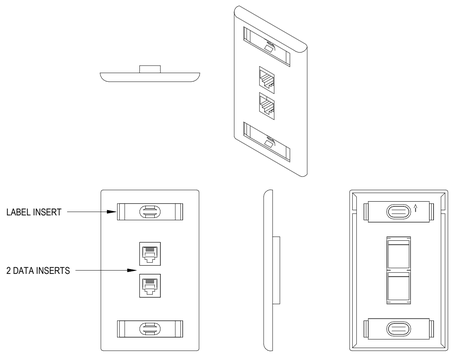

NOTES:

1. COORDINATE ALL COLORS AND FINSHES WITH ARCHITECTURAL DRAWINGS
2. COORDINATE NAMING CONVENTION WITH CLIENT

1 2 PORT TELECOM OUTLET FACE PLATE

NOT TO SCALE

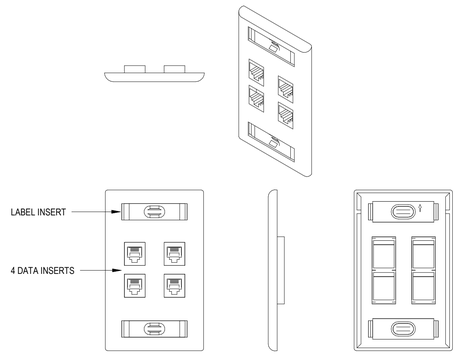

NOTES:

1. COORDINATE ALL COLORS AND FINSHES WITH ARCHITECTURAL DRAWINGS
2. COORDINATE NAMING CONVENTION WITH CLIENT

2 4 PORT TELECOM OUTLET FACE PLATE

NOT TO SCALE

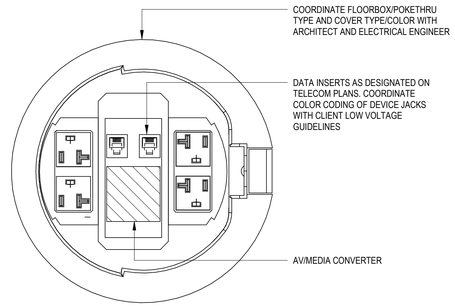

7 FLOOR BOX

NOT TO SCALE

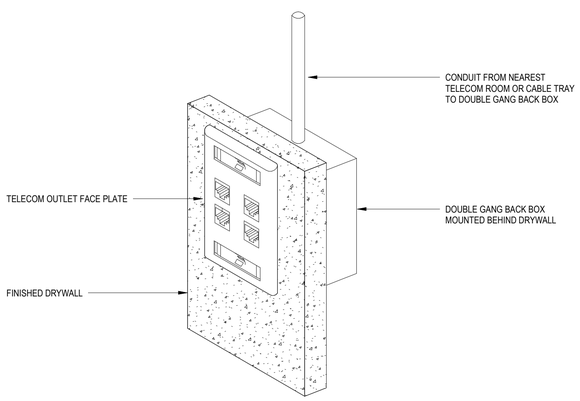

6 DOUBLE GANG BACKBOX FOR TELECOM OUTLET

NOT TO SCALE

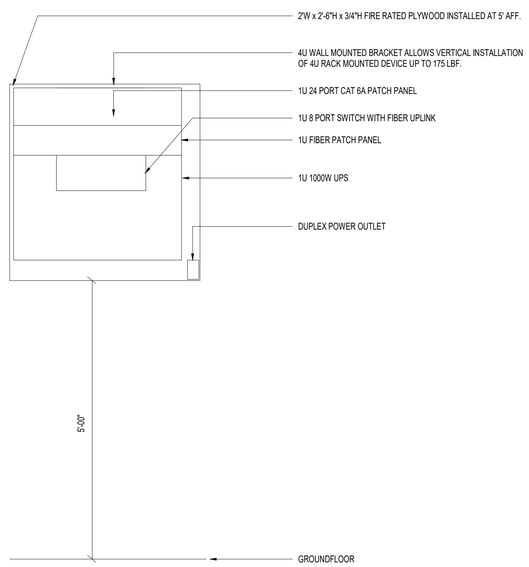

3 RACK FRONT ELEVATION - RESTROOMS

NOT TO SCALE



4 RACK TOP ELEVATION - RESTROOMS

NOT TO SCALE

Owner
Storm King Art Center
1 Museum Road
New Windsor, NY 12553
+1 (845) 534-3115

Design Architect
heneghan peng architects
14-16 Lord Edward Street
Dublin, D02 YC63, IE
+353 1 633 9000

Executive Architect
WXY Architecture + Urban Design
224 Centre Street, 5th Floor
New York, NY 10013
+1 (212) 219-1953

Landscape Architect
Gustafson Porter + Bowman
1 Cobham Mews
London, MW1 9SB, UK
+44 020 7284 8950

Reed Hilderbrand LLC
33 Whitney Avenue, 3rd Floor
New Haven, CT, US 06510
+1 (617) 923-2422

Structural & Lighting
ARUP
77 Water Street
New York, NY, US 10005
+1 (212) 896-3000

MEPF & IT
BuroHappold
100 Broadway #23
New York, NY, US 10005
+1 (212) 616-0228

Civil
VHB
100 Great Oaks Blvd., Suite 118
Albany, NY, US 12203
+1 (518) 389-3606

AV & Acoustics
LSTN Consultants
76 Beaver Street, 2nd Floor
New York, NY, US 10005
+1 (347) 788-0810

Facade
Front Inc.
100 E. Broadway Street, #501
New York, NY, US 10002
+1 (212) 242-2220

Key Plan

Description	Date

Project

Storm King Art Center

Welcome Pavilions

Seal

NOT FOR CONSTRUCTION

Drawing Title

Telecom Details

Date	06/17/22
Scale	Not to Scale
Drawing Number	IT-W-501
Sheet Size	ARCH D

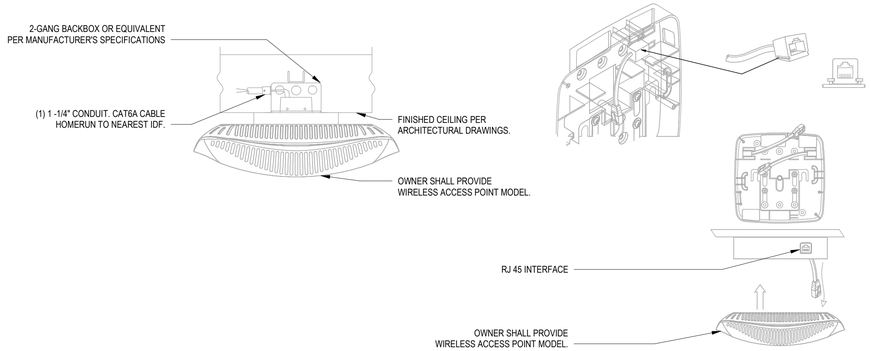

NOTES:

1. REFER TO SPECIFICATIONS FOR WIRELESS ACCESS POINT MAKE AND MODEL
2. INSTALL PER MANUFACTURER RECOMMENDATIONS & COORDINATE FINAL INSTALLATION WITH ARCHITECT

1 CEILING MOUNTED WAP

NOT TO SCALE

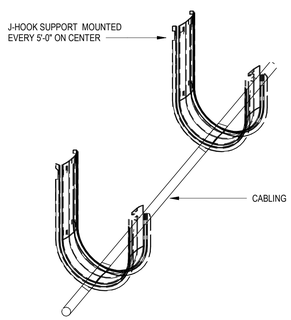

NOTES:

1. CONTRACTOR TO INSTALL CABLES NEATLY WITH VELCRO STRAPS TO HOLD THE BUNDLES TOGETHER

2 JHOOKS

NOT TO SCALE

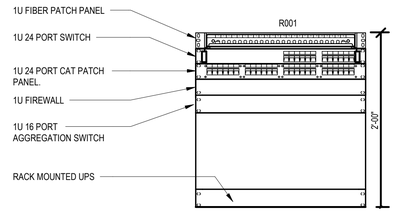

3 FRONT RACK ELEVATION - TICKETING

NOT TO SCALE

Owner
Storm King Art Center
1 Museum Road
New Windsor, NY 12553
+1 (845) 534-3115

Design Architect
heneghan peng architects
14-16 Lord Edward Street
Dublin, D02 YC63, IE
+353 1 633 9000

Executive Architect
WXY Architecture + Urban Design
224 Centre Street, 5th Floor
New York, NY 10013
+1 (212) 219-1953

Landscape Architect
Gustafson Porter + Bowman
1 Cobham Mews
London, MW1 9SB, UK
+44 020 7284 8950

Reed Hilderbrand LLC
33 Whitney Avenue, 3rd Floor
New Haven, CT, US 06510
+1 (617) 923-2422

Structural & Lighting
ARUP
77 Water Street
New York, NY, US 10005
+1 (212) 896-3000

MEPF & IT
BuroHappold
100 Broadway #23
New York, NY, US 10005
+1 (212) 616-0228

Civil
VHB
100 Great Oaks Blvd., Suite 118
Albany, NY, US 12203
+1 (518) 389-3606

AV & Acoustics
LSTN Consultants
76 Beaver Street, 2nd Floor
New York, NY, US 10005
+1 (347) 788-0810

Facade
Front Inc.
100 E. Broadway Street, #501
New York, NY, US 10002
+1 (212) 242-2220

Key Plan

Description	Date

Project

Storm King Art Center

Welcome Pavilions

Seal

NOT FOR CONSTRUCTION

Drawing Title

Telecom Details

Date	06/17/22
Scale	Not to Scale
Drawing Number	IT-W-502
Sheet Size	ARCH D

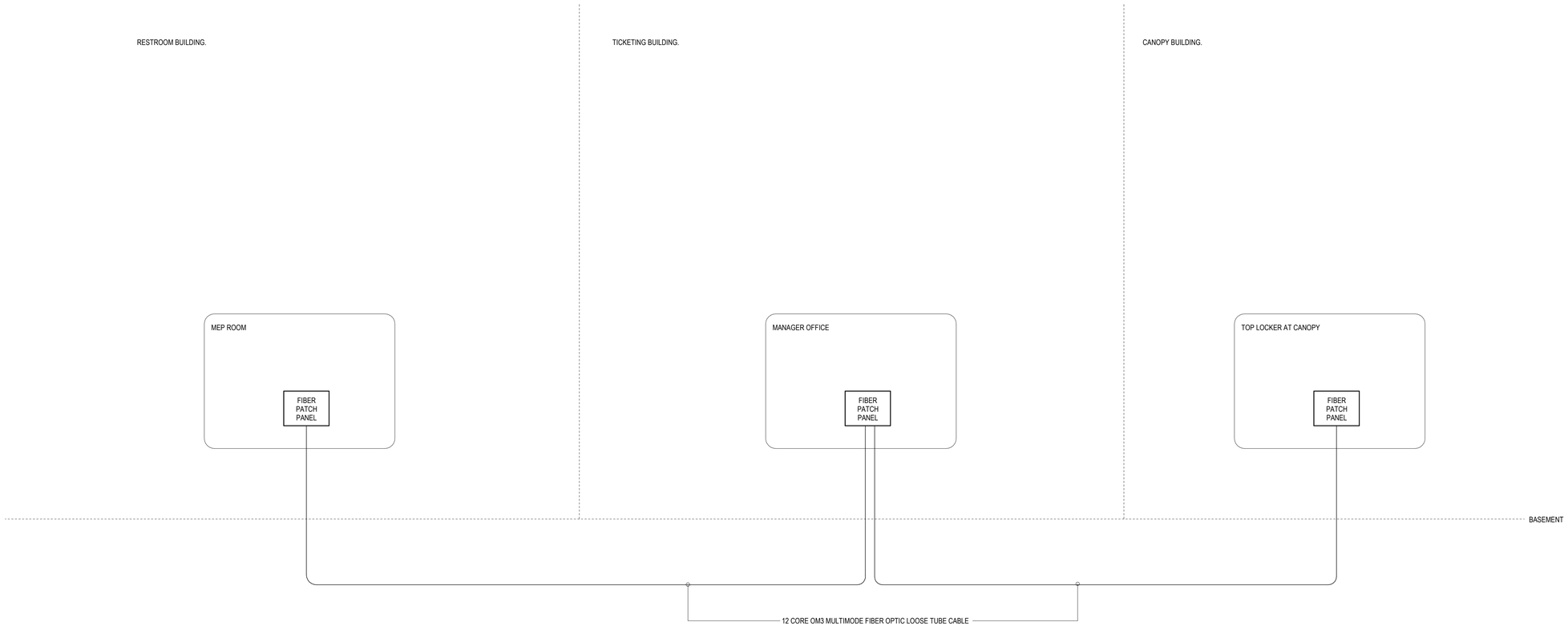

Owner
Storm King Art Center
1 Museum Road
New Windsor, NY 12553
+1 (845) 534-3115

Design Architect
heneghan peng architects
14-16 Lord Edward Street
Dublin, D02 YC63, IE
+353 1 633 9000

Executive Architect
WXY Architecture + Urban Design
224 Centre Street, 5th Floor
New York, NY 10013
+1 (212) 219-1953

Landscape Architect
Gustafson Porter + Bowman
1 Cobham Mews
London, MW1 9SB, UK
+44 020 7284 8950

Reed Hilderbrand LLC
33 Whitney Avenue, 3rd Floor
New Haven, CT, US 06510
+1 (617) 923-2422

Structural & Lighting
ARUP
77 Water Street
New York, NY, US 10005
+1 (212) 896-3000

MEPF & IT
BuroHappold
100 Broadway #23
New York, NY, US 10005
+1 (212) 616-0228

Civil
VHB
100 Great Oaks Blvd., Suite 118
Albany, NY, US 12203
+1 (518) 389-3606

AV & Acoustics
LSTN Consultants
76 Beaver Street, 2nd Floor
New York, NY, US 10005
+1 (347) 788-0810

Facade
Front Inc.
100 E. Broadway Street, #501
New York, NY, US 10002
+1 (212) 242-2220

Key Plan

Description	Date

Project

Storm King Art Center

Welcome Pavilions

Seal

NOT FOR CONSTRUCTION

Drawing Title

Welcome - Telecom Riser

Date	06/17/22
Scale	Not to Scale
Drawing Number	IT-W-701
Sheet Size	ARCH D

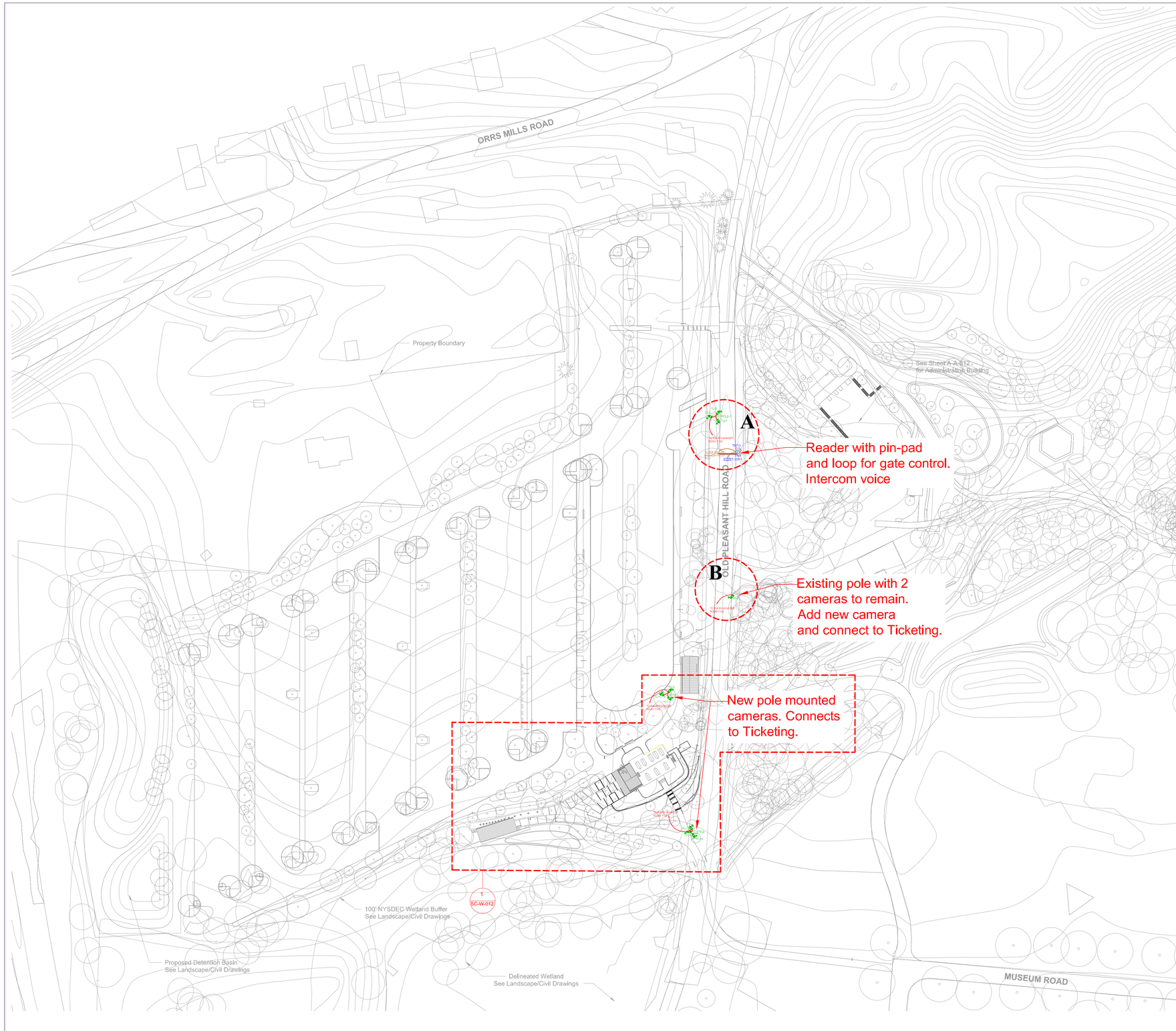

1 Site Plan - Property
1/64" = 1'-0"

SYMBOL LIST

- CEILING MOUNTED MOTION DETECTOR
- MAGNETIC DOOR CONTACT
- ELECTRIC LOCKSET W/ INTEGRATED REQUEST TO EXIT
- CARD READER
- PANIC BUTTON
- KEYPAD
- CAMERA
- FISH EYE CAMERA
- ALARM CONTROL PANEL

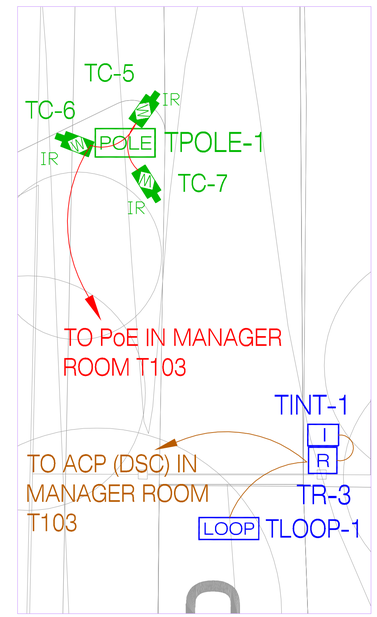

2 Site Plan - Property - Enlarged View A
1/32" = 1'-0"



3 Site Plan - Property - Enlarged View B
1/32" = 1'-0"

Owner
Storm King Art Center
1 Museum Road
New Windsor, NY 12553
+1 (845) 534-3115

Design Architect
heneghan peng architects
14-16 Lord Edward Street
Dublin, D02 YC63
+353 1 633 9000

Executive Architect
WXY Architecture + Urban Design
224 Centre Street, 5th Floor
New York, NY 10013
+1 (212) 219-1953

Landscape Architect
Gustafson Porter + Bowman
1 Cobham Mews
London, MW1 9SB
+44 020 7284 8950

Reed Hilderbrand LLC
33 Whitney Avenue, 3rd Floor
New Haven, CT 06510
+1 (617) 923-2422

Structural & Lighting
ARUP
77 Water Street
New York, NY 10005
+1 (212) 896-3000

MEPF & IT
BuroHappold
100 Broadway #23
New York, NY 10005
+1 (212) 616-0228

Civil
VHB
100 Great Oaks Blvd., Suite 118
Albany, NY 12203
+1 (518) 389-3606

AV & Acoustics
LSTN Consultants
76 Beaver Street, 2nd Floor
New York, NY 10005
+1 (347) 788-0810

Facade
Front Inc.
100 E. Broadway Street, #501
New York, NY 10002
+1 (212) 242-2220

Security
Steve Keller and Associates, Inc.
555 W. Granada Blvd. Suite G-4
Ormond Beach, FL 32174
+1 (386) 673-5034

N

Description	Date

Project

Storm King Art Center

Welcome Pavilions

Seal

NOT FOR CONSTRUCTION

Drawing Title

Site Plan - Property

Security & CCTV System

Date	06/17/22
Scale	1/64" = 1'-0"
Drawing Number	SC-W-011
Sheet Size	ARCH D

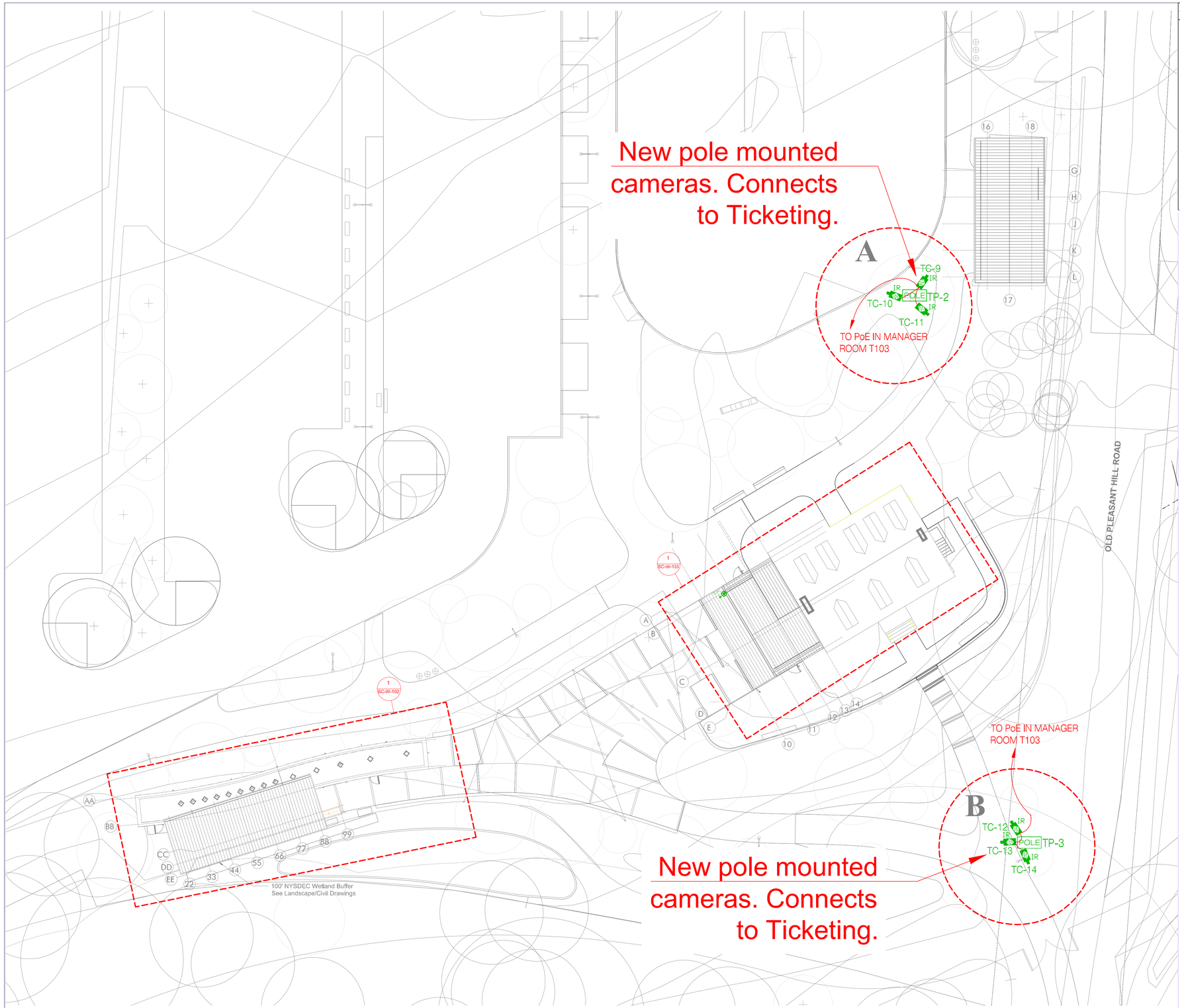

1 Site Plan - Building
1/16" = 1'-0"

SYMBOL LIST

- CEILING MOUNTED MOTION DETECTOR
- MAGNETIC DOOR CONTACT
- ELECTRIC LOCKSET W/ INTEGRATED REQUEST TO EXIT
- CARD READER
- PANIC BUTTON
- KEYPAD
- CAMERA
- FISH EYE CAMERA
- ALARM CONTROL PANEL

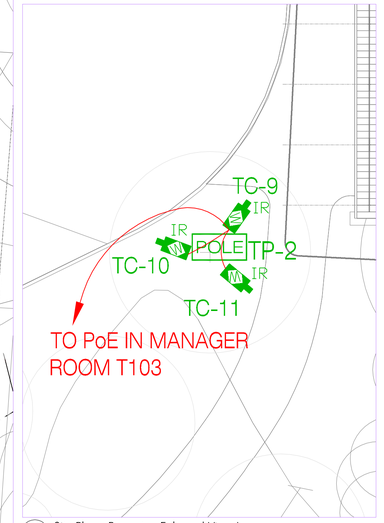

2 Site Plan - Property - Enlarged View A
1/32" = 1'-0"

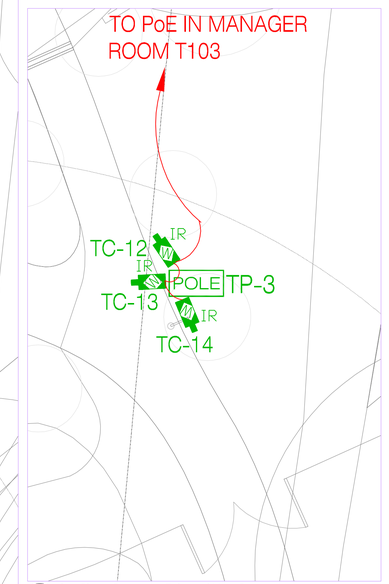

3 Site Plan - Property - Enlarged View B
1/32" = 1'-0"

Owner
Storm King Art Center
1 Museum Road
New Windsor, NY 12553
+1 (845) 534-3115

Design Architect
heneghan peng architects
14-16 Lord Edward Street
Dublin, D02 YC63
+353 1 633 9000

Executive Architect
WXY Architecture + Urban Design
224 Centre Street, 5th Floor
New York, NY 10013
+1 (212) 219-1953

Landscape Architect
Gustafson Porter + Bowman
1 Cobham Mews
London, MW1 9SB
+44 020 7284 8950

Reed Hilderbrand LLC
33 Whitney Avenue, 3rd Floor
New Haven, CT 06510
+1 (617) 923-2422

Structural & Lighting
ARUP
77 Water Street
New York, NY 10005
+1 (212) 896-3000

MEPF & IT
BuroHappold
100 Broadway #23
New York, NY 10005
+1 (212) 616-0228

Civil
VHB
100 Great Oaks Blvd., Suite 118
Albany, NY 12203
+1 (518) 389-3606

AV & Acoustics
LSTN Consultants
76 Beaver Street, 2nd Floor
New York, NY 10005
+1 (347) 788-0810

Facade
Front Inc.
100 E. Broadway Street, #501
New York, NY 10002
+1 (212) 242-2220

Security
Steve Keller and Associates, Inc.
555 W. Granada Blvd. Suite G-4
Ormond Beach, FL 32174
+1 (386) 673-5034

N

Description	Date

Project

Storm King Art Center

Welcome Pavilions

Seal

NOT FOR CONSTRUCTION

Drawing Title

Site Plan - Building

Security & CCTV System

Date	06/17/22
Scale	1/16" = 1'-0"
Drawing Number	SC-W-012
Sheet Size	ARCH D

TICKETING PARTITION SCHEDULE

ZONE 1	MAIN STAFF ENTRY (TICKETING)
ZONE 2	COMMON SPACE (TICKETING)
ZONE 3	MAIN STAFF ENTRY (RESTROOM)
ZONE 4	COMMON SPACE/SICK ROOM (RESTROOM)
ZONE 5	T103 MANAGER WINDOW (TICKETING)
ZONE 6	SPARE
ZONE 7	SPARE
ZONE 8	SPARE

SYMBOL LIST

- MAGNETIC DOOR CONTACT
- CEILING MOTION DETECTOR
- ELECTRIC LOCKSET W/ INTEGRATED REQUEST TO EXIT
- CARD READER
- KEYPAD
- FIXED MINI DOME CAMERA
- PoE SWITCH
- DOOR POWER SUPPLY
- ALARM CONTROL PANEL (Kantech)
- ALARM CONTROL PANEL (DSC)
- SHUNTS CARD READER

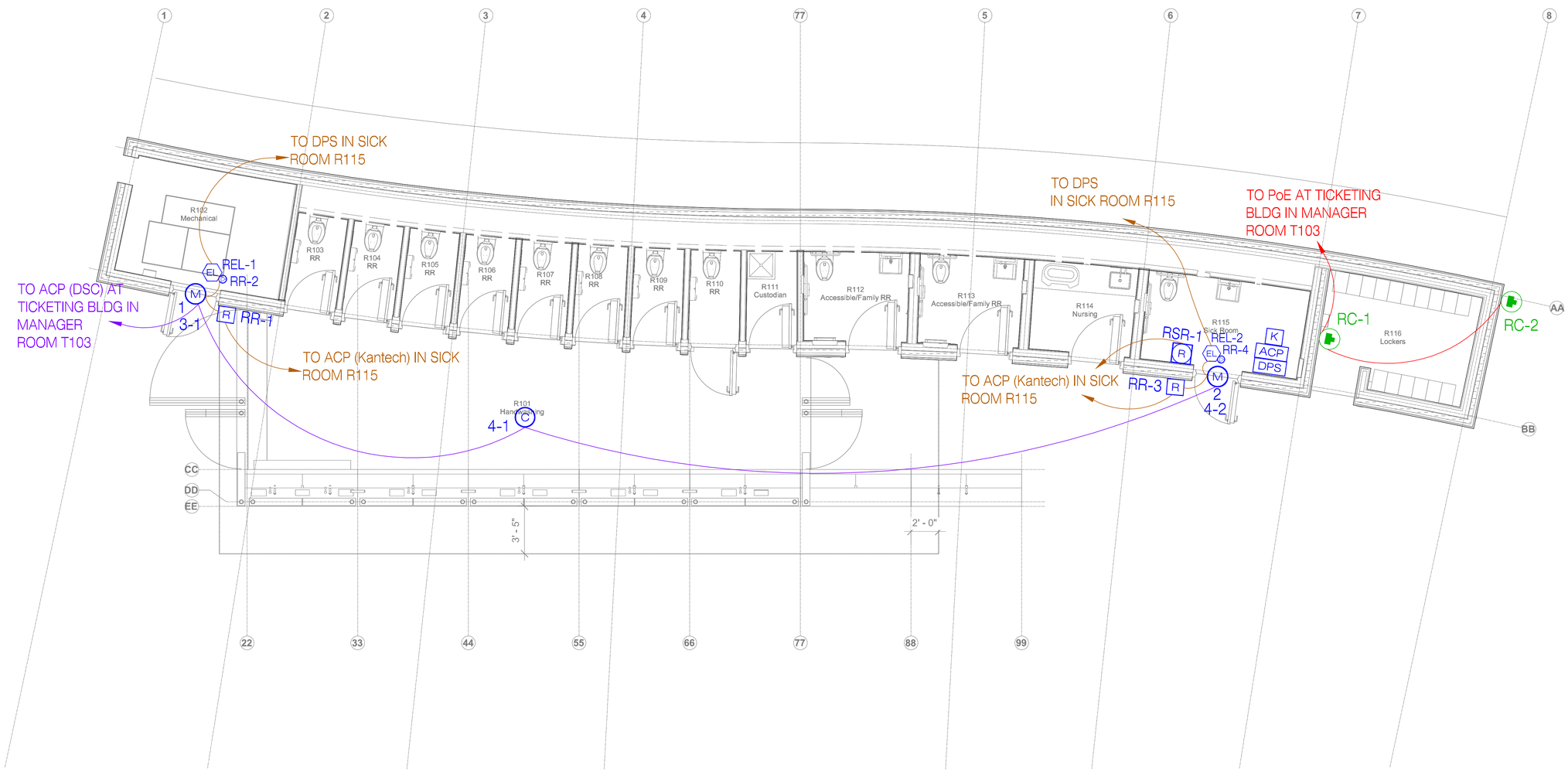

1 Ground Level - Restroom
3" = 1'-0"

Owner
Storm King Art Center
1 Museum Road
New Windsor, NY 12553
+1 (845) 534-3115

Design Architect
heneghan peng architects
14-16 Lord Edward Street
Dublin, D02 YC63
+353 1 633 9000

Executive Architect
WXY Architecture + Urban Design
224 Centre Street, 5th Floor
New York, NY 10013
+1 (212) 219-1953

Landscape Architect
Gustafson Porter + Bowman
1 Cobham Mews
London, MW1 9SB
+44 020 7284 8950

Reed Hilderbrand LLC
33 Whitney Avenue, 3rd Floor
New Haven, CT 06510
+1 (617) 923-2422

Structural & Lighting
ARUP
77 Water Street
New York, NY 10005
+1 (212) 896-3000

MEPF & IT
BuroHappold
100 Broadway #23
New York, NY 10005
+1 (212) 616-0228

Civil
VHB
100 Great Oaks Blvd., Suite 118
Albany, NY 12203
+1 (518) 389-3606

AV & Acoustics
LSTN Consultants
76 Beaver Street, 2nd Floor
New York, NY 10005
+1 (347) 788-0810

Facade
Front Inc.
100 E. Broadway Street, #501
New York, NY 10002
+1 (212) 242-2220

Security
Steve Keller and Associates, Inc.
555 W. Granada Blvd. Suite G-4
Ormond Beach, FL 32174
+1 (386) 673-5034

N

Description	Date

Project

Storm King Art Center

Welcome Pavilions

Seal

NOT FOR CONSTRUCTION

Drawing Title

Restroom - Floor Plan - Ground Level Security & CCTV System

Date	06/17/22
Scale	3" = 1'-0"
Drawing Number	SC-W-101
Sheet Size	ARCH D

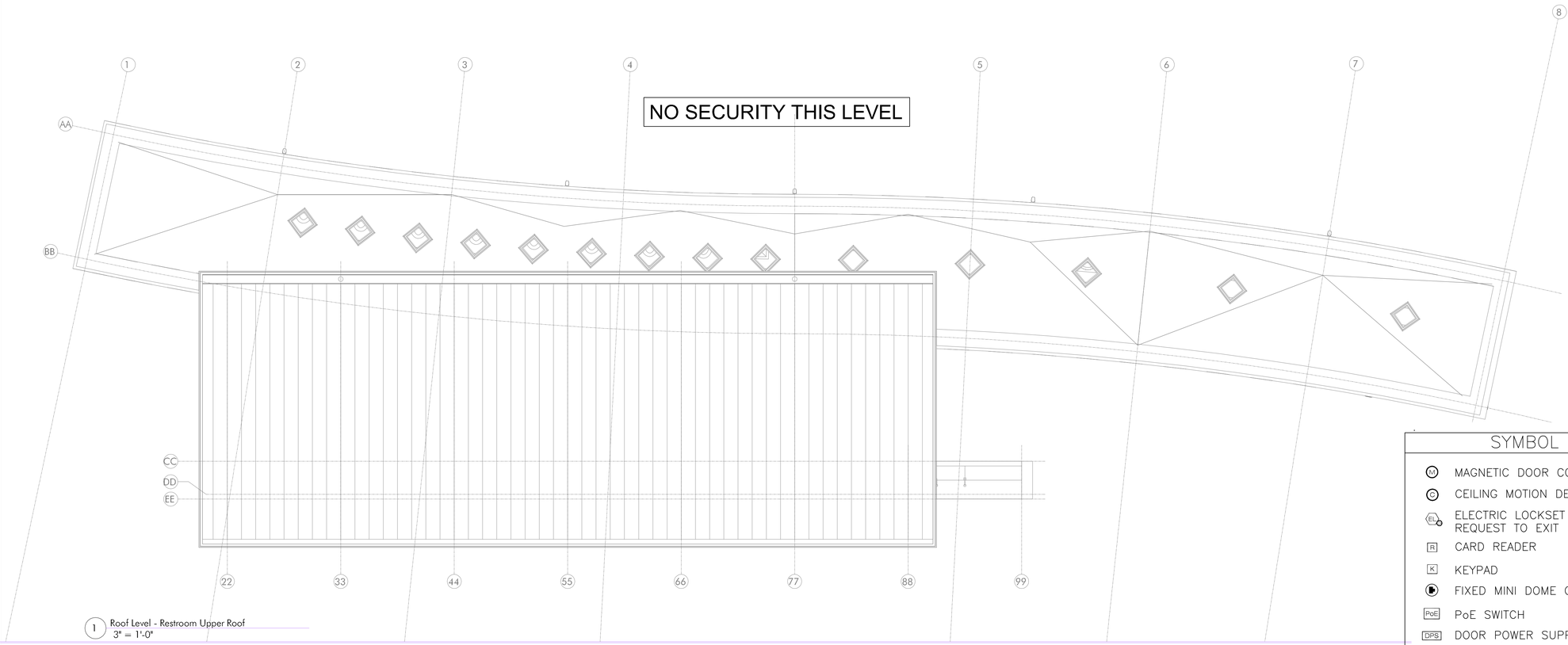

1 Roof Level - Restroom Upper Roof
3" = 1'-0"

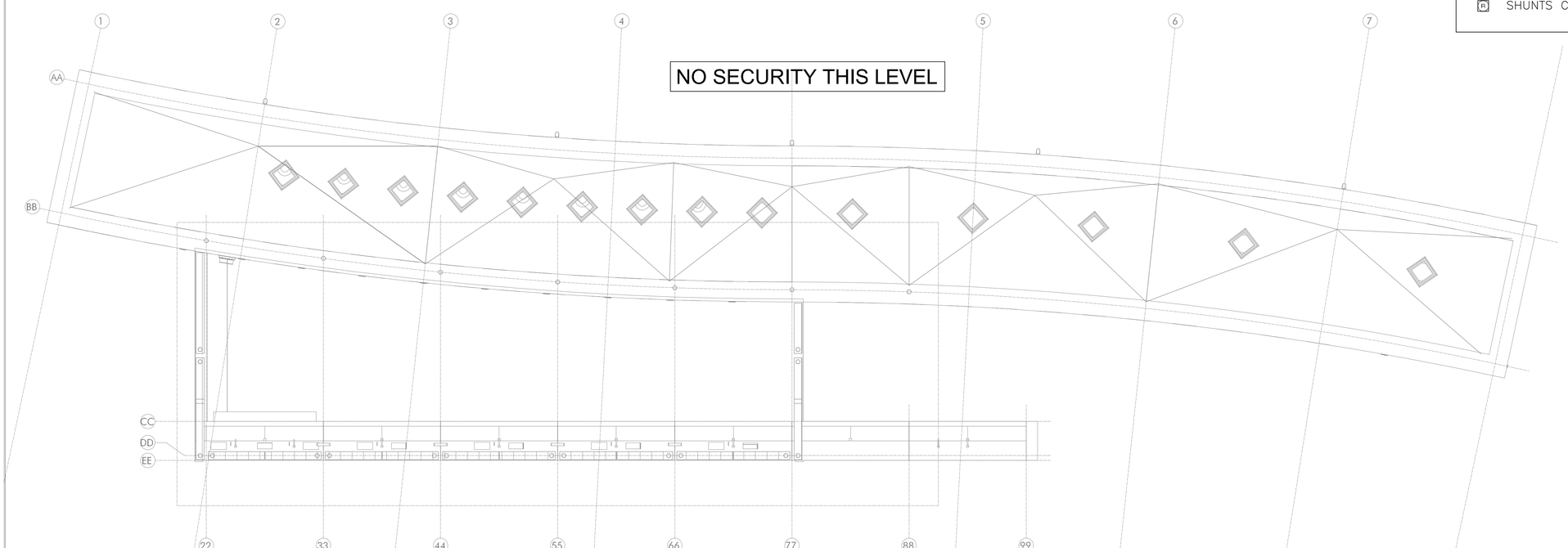

1 Roof Level - Restroom Lower Roof
3" = 1'-0"

SYMBOL LIST

- (M) MAGNETIC DOOR CONTACT
- (C) CEILING MOTION DETECTOR
- (EL) ELECTRIC LOCKSET W/ INTEGRATED REQUEST TO EXIT
- [R] CARD READER
- [K] KEYPAD
- FIXED MINI DOME CAMERA
- [PoE] PoE SWITCH
- [DPS] DOOR POWER SUPPLY
- [ACP] ALARM CONTROL PANEL (Kantech)
- [BURG] ALARM CONTROL PANEL (DSC)
- [R] SHUNTS CARD READER

Owner
Storm King Art Center
1 Museum Road
New Windsor, NY 12553
+1 (845) 534-3115

Design Architect
heneghan peng architects
14-16 Lord Edward Street
Dublin, D02 YC63
+353 1 633 9000

Executive Architect
WXY Architecture + Urban Design
224 Centre Street, 5th Floor
New York, NY 10013
+1 (212) 219-1953

Landscape Architect
Gustafson Porter + Bowman
1 Cobham Mews
London, MW1 9SB
+44 020 7284 8950

Reed Hilderbrand LLC
33 Whitney Avenue, 3rd Floor
New Haven, CT 06510
+1 (617) 923-2422

Structural & Lighting
ARUP
77 Water Street
New York, NY 10005
+1 (212) 896-3000

MEPF & IT
BuroHappold
100 Broadway #23
New York, NY 10005
+1 (212) 616-0228

Civil
VHB
100 Great Oaks Blvd., Suite 118
Albany, NY 12203
+1 (518) 389-3606

AV & Acoustics
LSTN Consultants
76 Beaver Street, 2nd Floor
New York, NY 10005
+1 (347) 788-0810

Facade
Front Inc.
100 E. Broadway Street, #501
New York, NY 10002
+1 (212) 242-2220

Security
Steve Keller and Associates, Inc.
555 W. Granada Blvd. Suite G-4
Ormond Beach, FL 32174
+1 (386) 673-5034

N

Description	Date

Project

Storm King Art Center

Welcome Pavilions

Seal

NOT FOR CONSTRUCTION

Drawing Title

Restroom - Floor Plan - Roof Level

Security & CCTV System

Date	06/17/22
Scale	3" = 1'-0"
Drawing Number	SC-W-102
Sheet Size	ARCH D

TICKETING PARTITION SCHEDULE

ZONE 1	MAIN STAFF ENTRY (TICKETING)
ZONE 2	COMMON SPACE (TICKETING)
ZONE 3	MAIN STAFF ENTRY (RESTROOM)
ZONE 4	COMMON SPACE/SICK ROOM (RESTROOM)
ZONE 5	T103 MANAGER WINDOW (TICKETING)
ZONE 6	SPARE
ZONE 7	SPARE
ZONE 8	SPARE

SYMBOL LIST

- M — MAGNETIC DOOR CONTACT
- C — CEILING MOTION DETECTOR
- EL — ELECTRIC LOCKSET W/ INTEGRATED REQUEST TO EXIT
- R — CARD READER
- P — PANIC BUTTON
- K — KEYPAD
- FIXED MINI DOME CAMERA
- W — WALL MOUNTED BULLET CAMERA
- PoE — PoE SWITCH
- DPS — DOOR POWER SUPPLY
- ACP — ALARM CONTROL PANEL (Kantech)
- BURG — ALARM CONTROL PANEL (DSC)
- R — SHUNTS CARD READER
- I — INTERCOM STATION
- POLE — CAMERA POLE
- LOOP — DRIVE LOOP

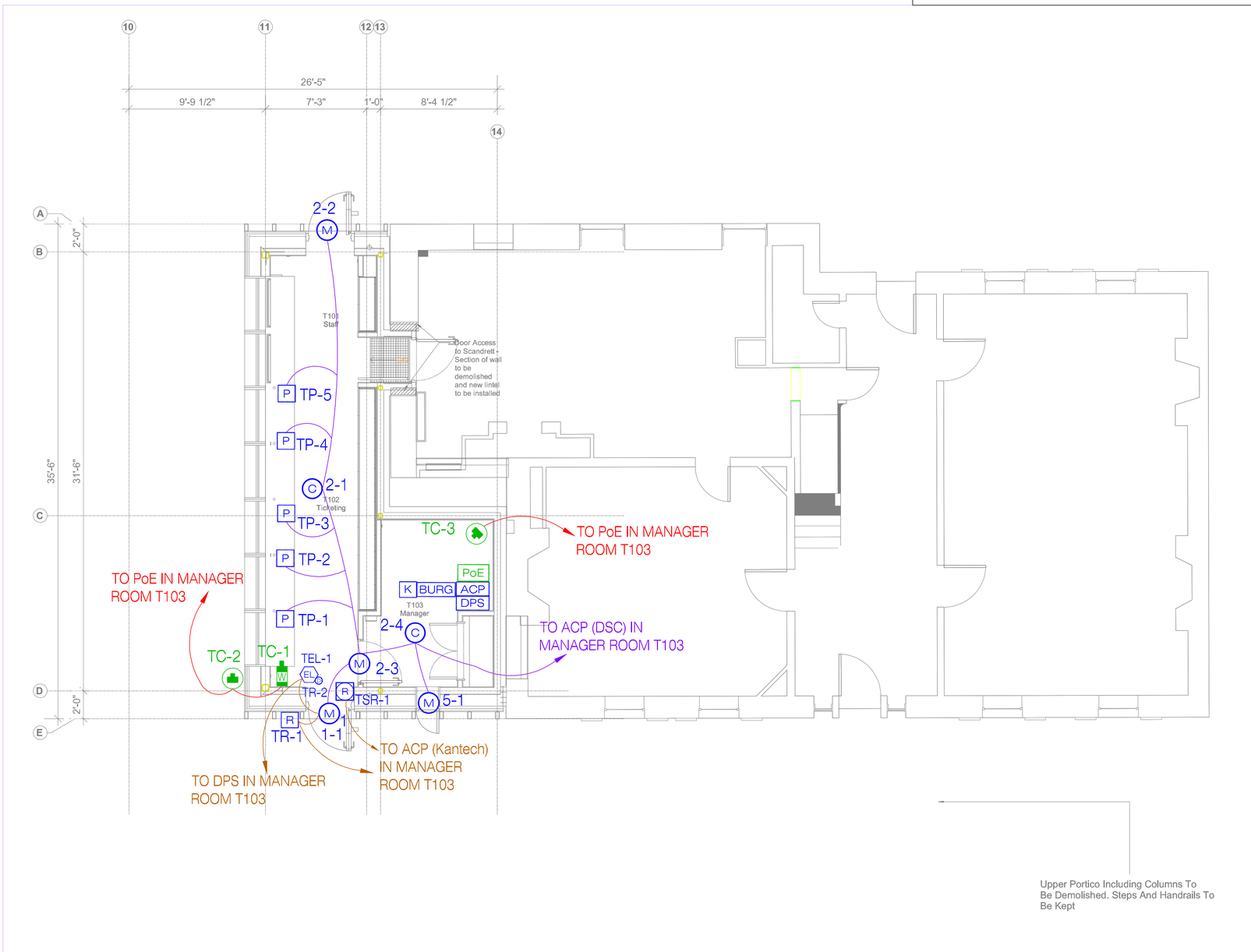

1 Ground Level - Ticketing
3" = 1'-0"

Owner
Storm King Art Center
1 Museum Road
New Windsor, NY 12553
+1 (845) 534-3115

Design Architect
heneghan peng architects
14-16 Lord Edward Street
Dublin, D02 YC63
+353 1 633 9000

Executive Architect
WXY Architecture + Urban Design
224 Centre Street, 5th Floor
New York, NY 10013
+1 (212) 219-1953

Landscape Architect
Gustafson Porter + Bowman
1 Cobham Mews
London, MW1 9SB
+44 020 7284 8950

Reed Hilderbrand LLC
33 Whitney Avenue, 3rd Floor
New Haven, CT 06510
+1 (617) 923-2422

Structural & Lighting
ARUP
77 Water Street
New York, NY 10005
+1 (212) 896-3000

MEPF & IT
BuroHappold
100 Broadway #23
New York, NY 10005
+1 (212) 616-0228

Civil
VHB
100 Great Oaks Blvd., Suite 118
Albany, NY 12203
+1 (518) 389-3606

AV & Acoustics
LSTN Consultants
76 Beaver Street, 2nd Floor
New York, NY 10005
+1 (347) 788-0810

Facade
Front Inc.
100 E. Broadway Street, #501
New York, NY 10002
+1 (212) 242-2220

Security
Steve Keller and Associates, Inc.
555 W. Granada Blvd. Suite G-4
Ormond Beach, FL 32174
+1 (386) 673-5034

N

Description	Date

Project

Storm King Art Center

Welcome Pavilions

Seal

NOT FOR CONSTRUCTION

Drawing Title

Ticketing - Floor Plan - Ground Level Security & CCTV System

Date	06/17/22
Scale	1/4" = 1'-0"
Drawing Number	SC-W-131
Sheet Size	ARCH D

TICKETING PARTITION SCHEDULE

ZONE 1	MAIN STAFF ENTRY (TICKETING)
ZONE 2	COMMON SPACE (TICKETING)
ZONE 3	MAIN STAFF ENTRY (RESTROOM)
ZONE 4	COMMON SPACE/SICK ROOM (RESTROOM)
ZONE 5	T103 MANAGER WINDOW (TICKETING)
ZONE 6	SPARE
ZONE 7	SPARE
ZONE 8	SPARE

SYMBOL LIST

- (M) MAGNETIC DOOR CONTACT
- (C) CEILING MOTION DETECTOR
- (EL) ELECTRIC LOCKSET W/ INTEGRATED REQUEST TO EXIT
- (R) CARD READER
- (P) PANIC BUTTON
- (K) KEYPAD
- FIXED MINI DOME CAMERA
- (W) WALL MOUNTED BULLET CAMERA
- (PoE) PoE SWITCH
- (DPS) DOOR POWER SUPPLY
- (ACP) ALARM CONTROL PANEL (Kantech)
- (BURG) ALARM CONTROL PANEL (DSC)
- (R) SHUNTS CARD READER
- (I) INTERCOM STATION
- (POLE) CAMERA POLE
- (LOOP) DRIVE LOOP

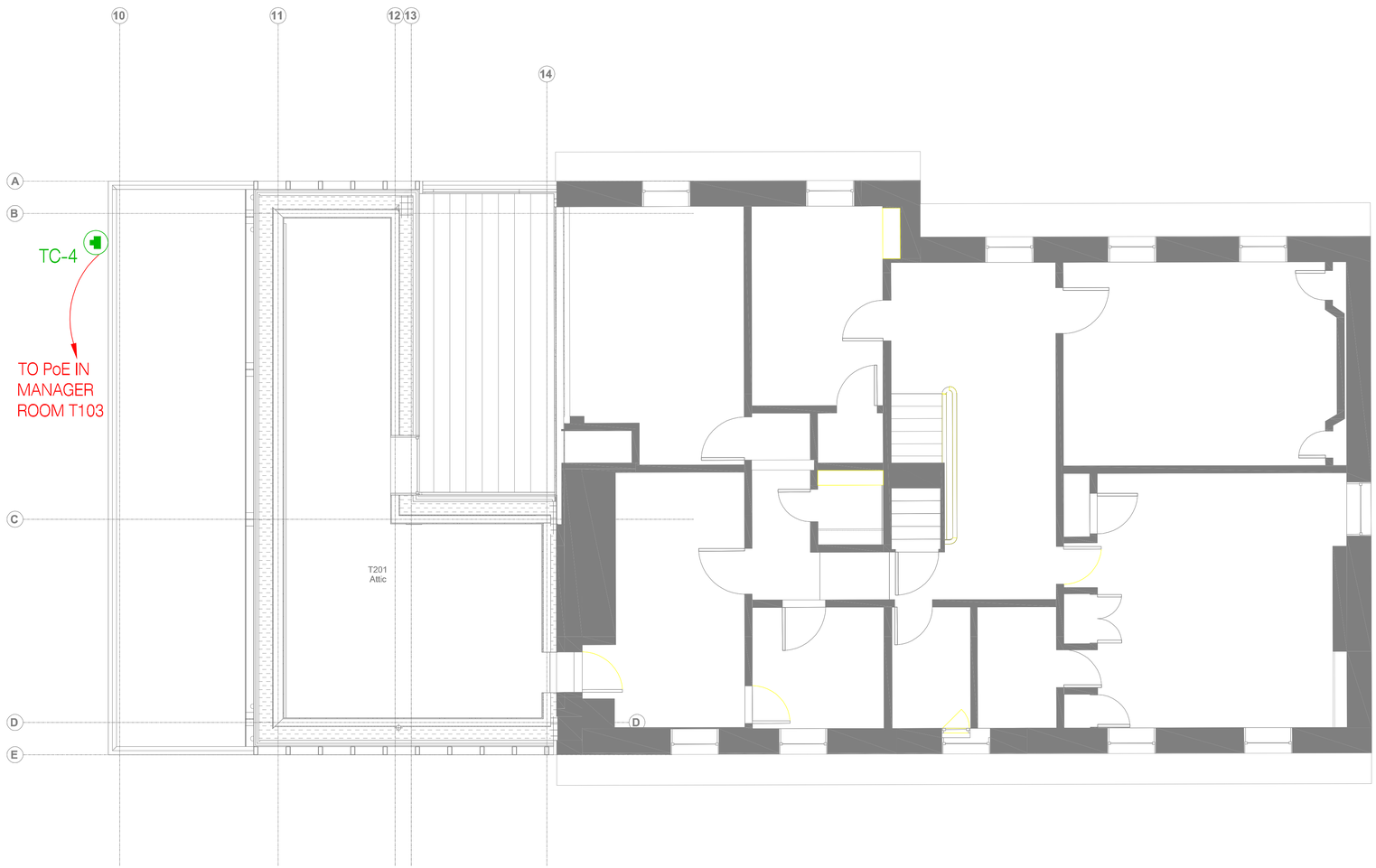

1 Second Level - Ticketing
3" = 1'-0"

Owner
Storm King Art Center
1 Museum Road
New Windsor, NY 12553
+1 (845) 534-3115

Design Architect
heneghan peng architects
14-16 Lord Edward Street
Dublin, D02 YC63
+353 1 633 9000

Executive Architect
WXY Architecture + Urban Design
224 Centre Street, 5th Floor
New York, NY 10013
+1 (212) 219-1953

Landscape Architect
Gustafson Porter + Bowman
1 Cobham Mews
London, MW1 9SB
+44 020 7284 8950

Reed Hilderbrand LLC
33 Whitney Avenue, 3rd Floor
New Haven, CT 06510
+1 (617) 923-2422

Structural & Lighting
ARUP
77 Water Street
New York, NY 10005
+1 (212) 896-3000

MEPF & IT
BuroHappold
100 Broadway #23
New York, NY 10005
+1 (212) 616-0228

Civil
VHB
100 Great Oaks Blvd., Suite 118
Albany, NY 12203
+1 (518) 389-3606

AV & Acoustics
LSTN Consultants
76 Beaver Street, 2nd Floor
New York, NY 10005
+1 (347) 788-0810

Facade
Front Inc.
100 E. Broadway Street, #501
New York, NY 10002
+1 (212) 242-2220

Security
Steve Keller and Associates, Inc.
555 W. Granada Blvd. Suite G-4
Ormond Beach, FL 32174
+1 (386) 673-5034

N

Description	Date

Project

Storm King Art Center

Welcome Pavilions

Seal

NOT FOR CONSTRUCTION

Drawing Title

Ticketing - Attic Floor Plan
Security & CCTV System

Date	06/17/22
Scale	1/4" = 1'-0"
Drawing Number	SC-W-132
Sheet Size	ARCH D

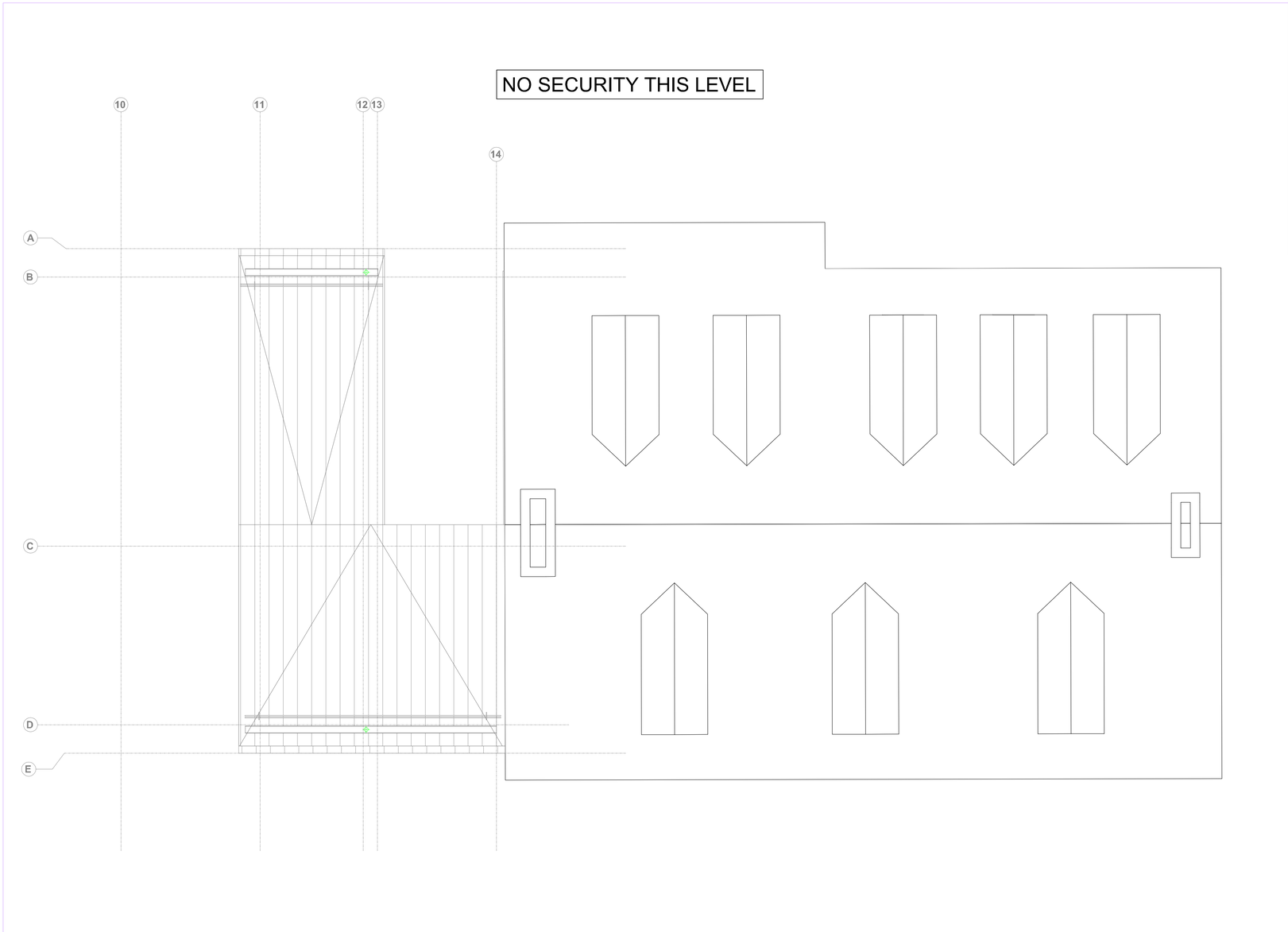

1 Roof Level - Ticketing
3" = 1'-0"

SYMBOL LIST

- M MAGNETIC DOOR CONTACT
- C CEILING MOTION DETECTOR
- EL ELECTRIC LOCKSET W/ INTEGRATED REQUEST TO EXIT
- R CARD READER
- P PANIC BUTTON
- K KEYPAD
- FIXED MINI DOME CAMERA
- W WALL MOUNTED BULLET CAMERA
- PoE PoE SWITCH
- DPS DOOR POWER SUPPLY
- ACP ALARM CONTROL PANEL (Kantech)
- BURG ALARM CONTROL PANEL (DSC)
- R SHUNTS CARD READER
- I INTERCOM STATION
- POLE CAMERA POLE
- LOOP DRIVE LOOP

Owner
Storm King Art Center
1 Museum Road
New Windsor, NY 12553
+1 (845) 534-3115

Design Architect
heneghan peng architects
14-16 Lord Edward Street
Dublin, D02 YC63
+353 1 633 9000

Executive Architect
WXY Architecture + Urban Design
224 Centre Street, 5th Floor
New York, NY 10013
+1 (212) 219-1953

Landscape Architect
Gustafson Porter + Bowman
1 Cobham Mews
London, MW1 9SB
+44 020 7284 8950

Reed Hilderbrand LLC
33 Whitney Avenue, 3rd Floor
New Haven, CT 06510
+1 (617) 923-2422

Structural & Lighting
ARUP
77 Water Street
New York, NY 10005
+1 (212) 896-3000

MEPF & IT
BuroHappold
100 Broadway #23
New York, NY 10005
+1 (212) 616-0228

Civil
VHB
100 Great Oaks Blvd., Suite 118
Albany, NY 12203
+1 (518) 389-3606

AV & Acoustics
LSTN Consultants
76 Beaver Street, 2nd Floor
New York, NY 10005
+1 (347) 788-0810

Facade
Front Inc.
100 E. Broadway Street, #501
New York, NY 10002
+1 (212) 242-2220

Security
Steve Keller and Associates, Inc.
555 W. Granada Blvd. Suite G-4
Ormond Beach, FL 32174
+1 (386) 673-5034

N

Description	Date

Project

Storm King Art Center

Welcome Pavilions

Seal

NOT FOR CONSTRUCTION

Drawing Title

Ticketing - Floor Plan - Roof Level Security & CCTV System

Date	06/17/22
Scale	3" = 1'-0"
Drawing Number	SC-W-133
Sheet Size	ARCH D

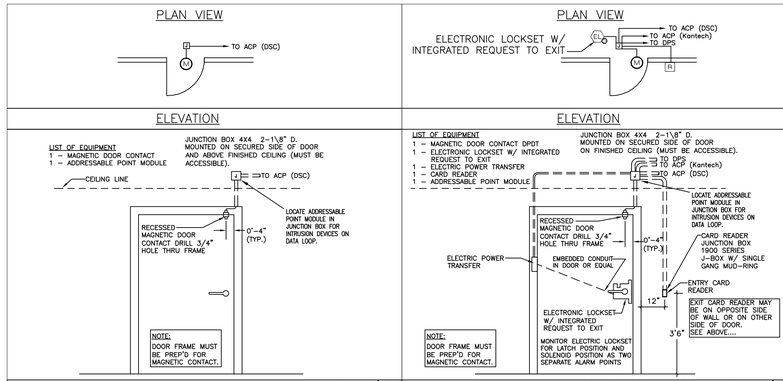

SINGLE DOOR WITH MAGNETIC CONTACT 01
SCALE : NONE

SINGLE DOOR WITH READER IN, ELECTRONIC LOCKSET W/ INTEGRATED REQUEST TO EXIT AND MAGNETIC CONTACT 02
SCALE : NONE

SCALE : NONE 03

SCALE : NONE 04

DOOR DETAIL NOTE:

1. REFER TO FLOOR PLANS FOR EXACT DOOR ORIENTATION AND DEVICE PLACEMENT.
2. EXACT READER LOCATION SHOWN IN FLOOR PLANS.
3. MOUNTING HEIGHTS AND DEVICE OFFSET DIMENSIONS SHOWN IN DETAIL ELEVATIONS.
4. COORDINATE CONDUIT AND CABLE TYPES WITH SHOP DRAWINGS.
5. LOCATE UNIVERSAL ADDRESSABLE POINT MODULES IN DEVICE BACK BOX. DO NOT EXCEED 1m FROM AMP TO DEVICE.

DOOR DETAILS GENERAL NOTE 05
SCALE : NONE

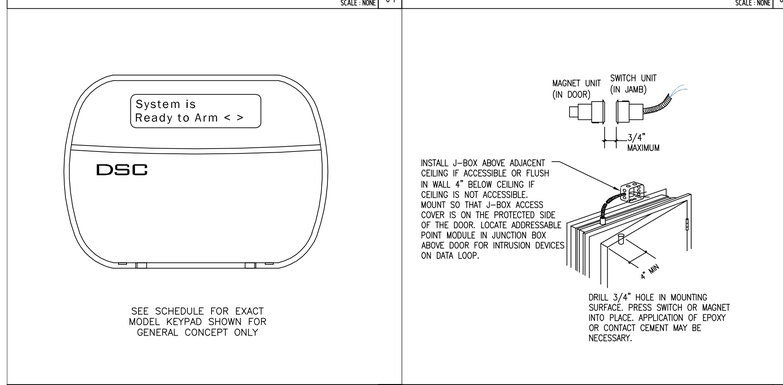

DETAIL OF KEYPAD FOR CLOSETS 06
SCALE : NONE

DETAIL OF CONCEALED MAGNETIC CONTAC SPST 07
SCALE : NONE

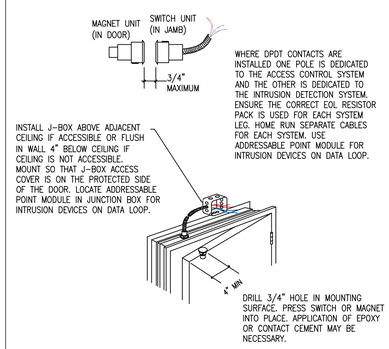

DETAIL OF CONCEALED MAGNETIC CONTACT (DPDT) 08
SCALE : NONE

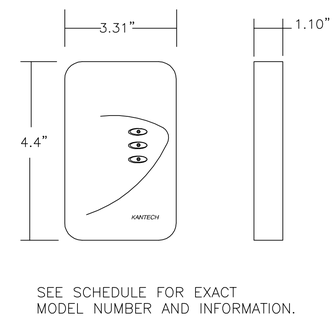

ACCESS CONTROL AND SHUNT READER 09
SCALE : NONE

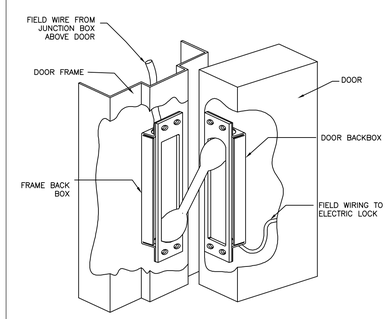

ELECTRIC POWER TRANSFER 10
SCALE : NONE

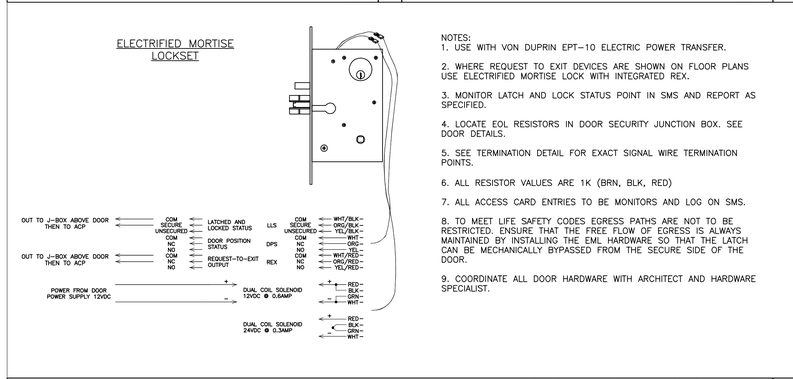

NOTES:
1. USE WITH VON DUPRIN EPT–10 ELECTRIC POWER TRANSFER.
2. WHERE REQUEST TO EXIT DEVICES ARE SHOWN ON FLOOR PLANS USE ELECTRIFIED MORTISE LOCK WITH INTEGRATED REX.
3. MONITOR LATCH AND LOCK STATUS POINT IN SMS AND REPORT AS SPECIFIED.
4. LOCATE EOL RESISTORS IN DOOR SECURITY JUNCTION BOX. SEE DOOR DETAILS.
5. SEE TERMINATION DETAIL FOR EXACT SIGNAL WIRE TERMINATION POINTS.
6. ALL RESISTOR VALUES ARE 1K (BRN, BLK, RED)
7. ALL ACCESS CARD ENTRIES TO BE MONITORS AND LOG ON SMS.
8. TO MEET LIFE SAFETY CODES EGRESS PATHS ARE NOT TO BE RESTRICTED. ENSURE THAT THE FREE FLOW OF EGRESS IS ALWAYS MAINTAINED BY INSTALLING THE EML HARDWARE SO THAT THE LATCH CAN BE MECHANICALLY BYPASSED FROM THE SECURE SIDE OF THE DOOR.
9. COORDINATE ALL DOOR HARDWARE WITH ARCHITECT AND HARDWARE SPECIALIST.

ELECTRONIC MORTICE LOCKSET WITH INTEGRATED REQUEST TO EXIT AND LATCH/LOCK STATUS 11
SCALE : NONE

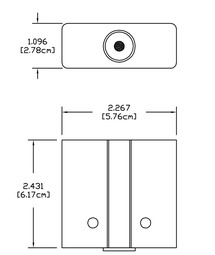

DETAIL OF PANIC BUTTON 12
SCALE : NONE

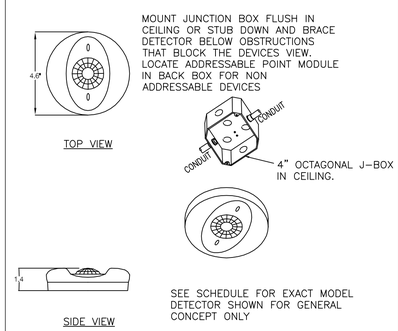

CEILING MOUNTED MOTION DETECTOR 13
SCALE : NONE

SCALE : NONE 14

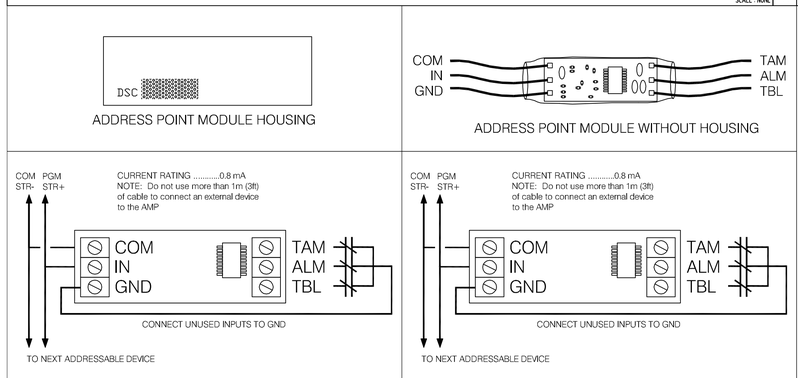

UNIVERSAL ADDRESSABLE POINT MODULE WITH HOUSING 15
SCALE : NONE

UNIVERSAL ADDRESSABLE POINT MODULE WITHOUT HOUSING 16
SCALE : NONE

SCALE : NONE 17

SCALE : NONE 18

SCALE : NONE 19

Owner
Storm King Art Center
1 Museum Road
New Windsor, NY 12553
+1 (845) 534-3115

Design Architect
heneghan peng architects
14-16 Lord Edward Street
Dublin, D02 YC63
+353 1 633 9000

Executive Architect
WXY Architecture + Urban Design
224 Centre Street, 5th Floor
New York, NY 10013
+1 (212) 219-1953

Landscape Architect
Gustafson Porter + Bowman
1 Cobham Mews
London, MW1 9SB
+44 020 7284 8950

Reed Hilderbrand LLC
33 Whitney Avenue, 3rd Floor
New Haven, CT 06510
+1 (617) 923-2422

Structural & Lighting
ARUP
77 Water Street
New York, NY 10005
+1 (212) 896-3000

MEPF & IT
BuroHappold
100 Broadway #23
New York, NY 10005
+1 (212) 616-0228

Civil
VHB
100 Great Oaks Blvd., Suite 118
Albany, NY 12203
+1 (518) 389-3606

AV & Acoustics
LSTN Consultants
76 Beaver Street, 2nd Floor
New York, NY 10005
+1 (347) 788-0810

Facade
Front Inc.
100 E. Broadway Street, #501
New York, NY 10002
+1 (212) 242-2220

Security
Steve Keller and Associates, Inc.
555 W. Granada Blvd. Suite G-4
Ormond Beach, FL 32174
+1 (386) 673-5034

Description	Date

Project

Storm King Art Center

Welcome Pavilions

Seal

NOT FOR CONSTRUCTION

Drawing Title

Details
Security & CCTV System

Date	06/17/22
Scale	N.T.S.
Drawing Number	SC-W-200
Sheet Size	ARCH D

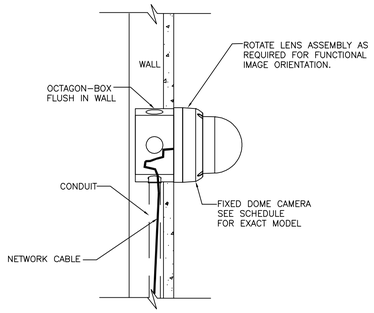

MOUNTING DETAIL OF WALL MOUNTED FIXED MINI DOME CAMERA 01
SCALE : NONE

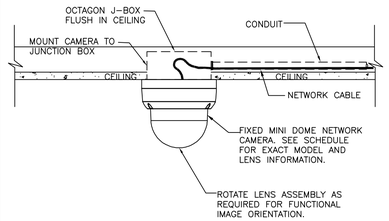

MOUNTING DETAIL OF CEILING MOUNTED FIXED MINI DOME CAMERA 02
SCALE : NONE

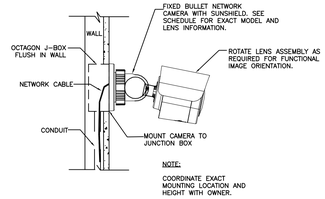

MOUNTING DETAIL OF WALL MOUNTED BULLET CAMERA 03
SCALE : NONE

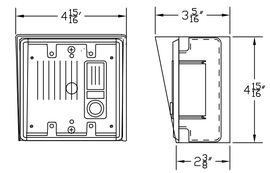

AUDIO INTERCOM DETAIL 04
SCALE : NONE

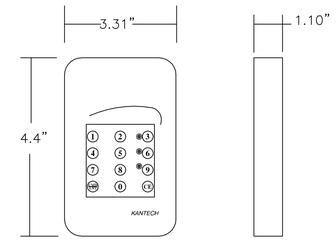

SEE SCHEDULE FOR EXACT MODEL NUMBER AND INFORMATION.

CARD READER WITH KEYPAD 05
SCALE : NONE

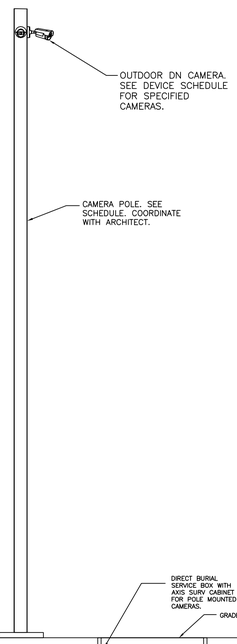

POLE MOUNTED FIXED DAY/NIGHT BULLET CAMERAS WITH DIRECT BURIED CONTROL PANEL ELEVATION DETAIL 06
SCALE : NONE

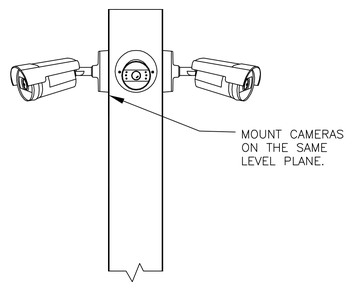

POLE MOUNTED CAMERA ELEVATION DETAIL 07
SCALE : NONE

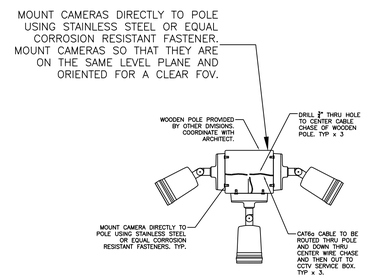

POLE MOUNTED CAMERA ORIENTATION PLAN VIEW DETAIL 08
SCALE : NONE

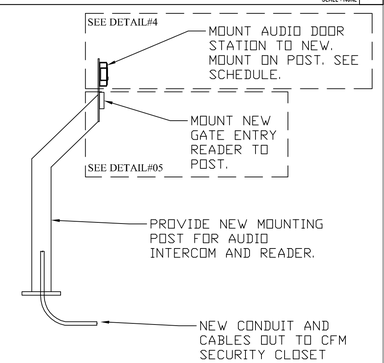

ENTRY GATE ACCESS MOUNTING POST DETAL WITH READER WITH KEYPAD AND AUDIO INTERCOM 09
SCALE : NONE

SCALE : NONE 10

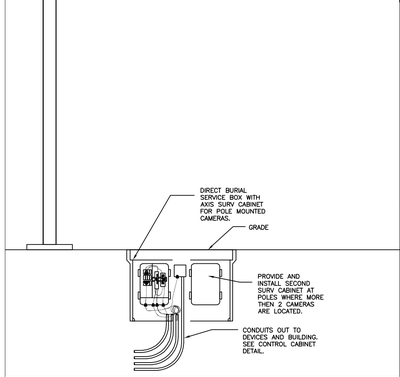

SCALE : NONE 15

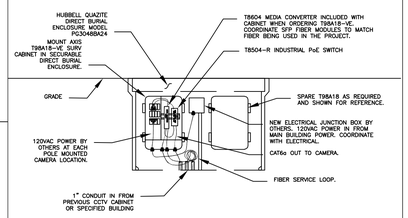

DIRECT BURIED CCTV CONTROL PANEL EQUIPMENT VAULT DETAIL 11
SCALE : NONE

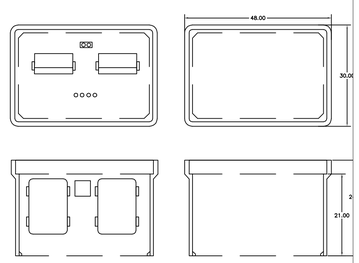

DIRECT BURIAL EQUIPMENT VAULT DETAIL 12
SCALE : NONE

SCALE : NONE 13

SCALE : NONE 14

SCALE : NONE 15

SCALE : NONE 16

SCALE : NONE 17

SCALE : NONE 18

SCALE : NONE 19

Owner
Storm King Art Center
1 Museum Road
New Windsor, NY 12553
+1 (845) 534-3115

Design Architect
heneghan peng architects
14-16 Lord Edward Street
Dublin, D02 YC63
+353 1 633 9000

Executive Architect
WXY Architecture + Urban Design
224 Centre Street, 5th Floor
New York, NY 10013
+1 (212) 219-1953

Landscape Architect
Gustafson Porter + Bowman
1 Cobham Mews
London, MW1 9SB
+44 020 7284 8950

Reed Hilderbrand LLC
33 Whitney Avenue, 3rd Floor
New Haven, CT 06510
+1 (617) 923-2422

Structural & Lighting
ARUP
77 Water Street
New York, NY 10005
+1 (212) 896-3000

MEPF & IT
BuroHappold
100 Broadway #23
New York, NY 10005
+1 (212) 616-0228

Civil
VHB
100 Great Oaks Blvd., Suite 118
Albany, NY 12203
+1 (518) 389-3606

AV & Acoustics
LSTN Consultants
76 Beaver Street, 2nd Floor
New York, NY 10005
+1 (347) 788-0810

Facade
Front Inc.
100 E. Broadway Street, #501
New York, NY 10002
+1 (212) 242-2220

Security
Steve Keller and Associates, Inc.
555 W. Granada Blvd. Suite G-4
Ormond Beach, FL 32174
+1 (386) 673-5034

Description	Date

Project

Storm King Art Center

Welcome Pavilions

Seal

NOT FOR CONSTRUCTION

Drawing Title

Details
Security & CCTV System

Date	06/17/22
Scale	N.T.S.
Drawing Number	SC-W-201
Sheet Size	ARCH D

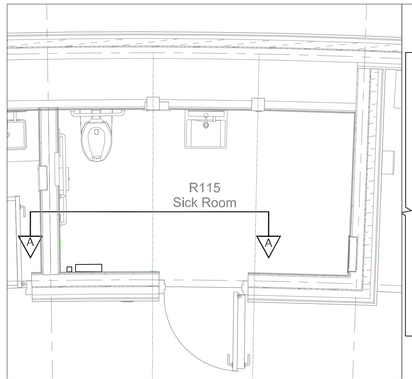

WELCOME PAVILIONS - RESTROOMS SICK ROOM R115 LAYOUT 01
SCALE : NONE

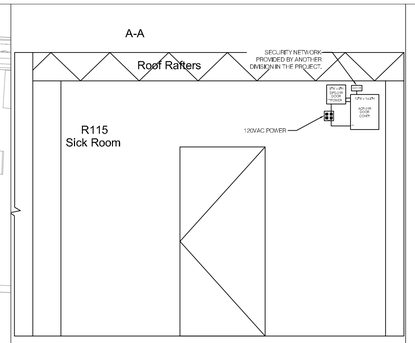

WELCOME PAVILIONS - RESTROOMS SICK ROOM R115 ELEVATION A-A 02
SCALE : NONE

03
SCALE : NONE

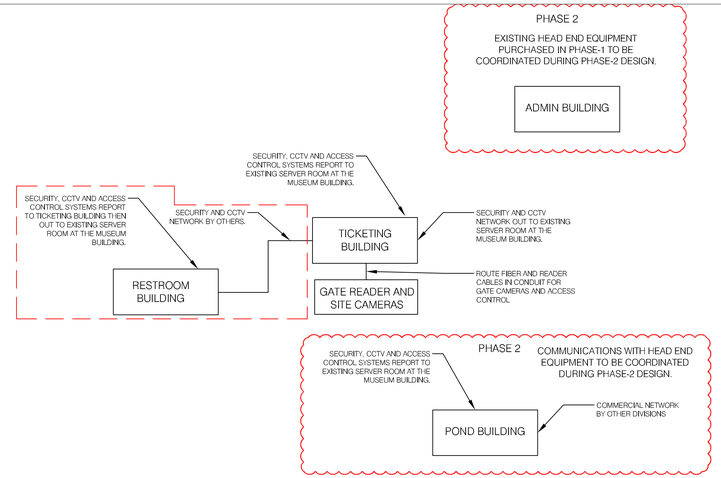

SCALE : NONE 04

SCALE : NONE 05

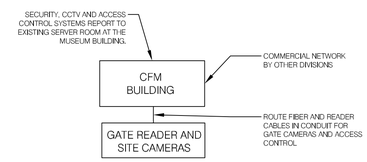

SCALE : NONE 06

SECURITY COMMUNICATIONS BACKBONE
SCALE : NONE 07

ACCESS RISER

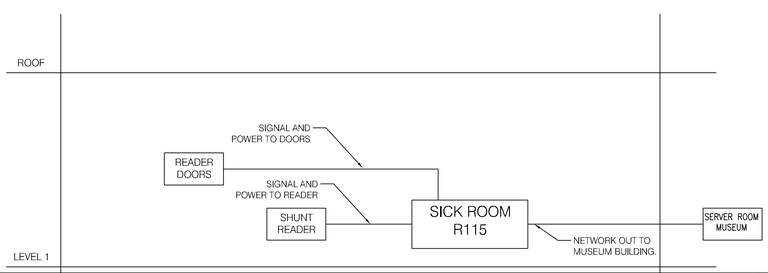

ACCESS SYSTEM RISER DIAGRAM
SCALE : NONE 08

CCTV RISER

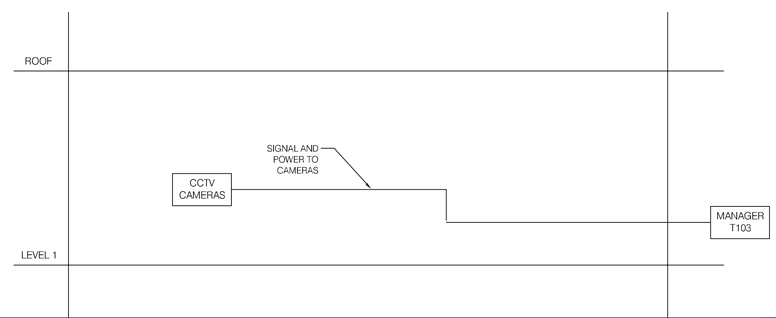

CCTV SYSTEM RISER DIAGRAM
SCALE : NONE 09

SCALE : NONE 10

SECURITY RISER

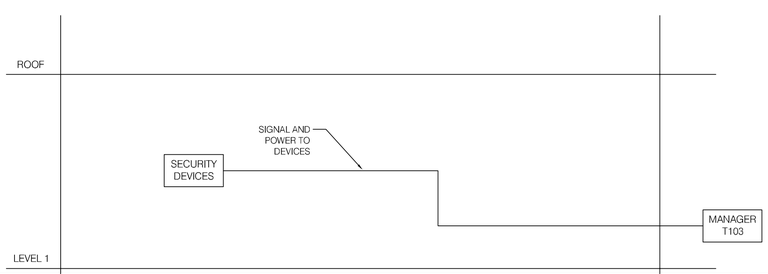

SECURITY SYSTEM RISER DIAGRAM
SCALE : NONE 11

SCALE : NONE 12

SCALE : NONE 13

SCALE : NONE 14

Owner
Storm King Art Center
1 Museum Road
New Windsor, NY 12553
+1 (845) 534-3115

Design Architect
heneghan peng architects
14-16 Lord Edward Street
Dublin, D02 YC63
+353 1 633 9000

Executive Architect
WXY Architecture + Urban Design
224 Centre Street, 5th Floor
New York, NY 10013
+1 (212) 219-1953

Landscape Architect
Gustafson Porter + Bowman
1 Cobham Mews
London, MW1 9SB
+44 020 7284 8950

Reed Hilderbrand LLC
33 Whitney Avenue, 3rd Floor
New Haven, CT 06510
+1 (617) 923-2422

Structural & Lighting
ARUP
77 Water Street
New York, NY 10005
+1 (212) 896-3000

MEPF & IT
BuroHappold
100 Broadway #23
New York, NY 10005
+1 (212) 616-0228

Civil
VHB
100 Great Oaks Blvd., Suite 118
Albany, NY 12203
+1 (518) 389-3606

AV & Acoustics
LSTN Consultants
76 Beaver Street, 2nd Floor
New York, NY 10005
+1 (347) 788-0810

Facade
Front Inc.
100 E. Broadway Street, #501
New York, NY 10002
+1 (212) 242-2220

Security
Steve Keller and Associates, Inc.
555 W. Granada Blvd. Suite G-4
Ormond Beach, FL 32174
+1 (386) 673-5034

Description	Date

Project

Storm King Art Center

Welcome Pavilions

Seal

NOT FOR CONSTRUCTION

Drawing Title

Details
Security & CCTV System

Date	06/17/22
Scale	N.T.S.
Drawing Number	SC-W-202
Sheet Size	ARCH D

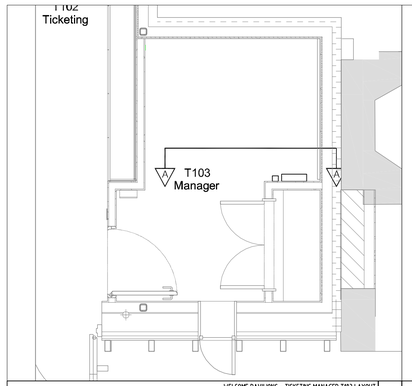

WELCOME PAVILIONS – TICKETING MANAGER T103 LAYOUT | 01
SCALE : NONE

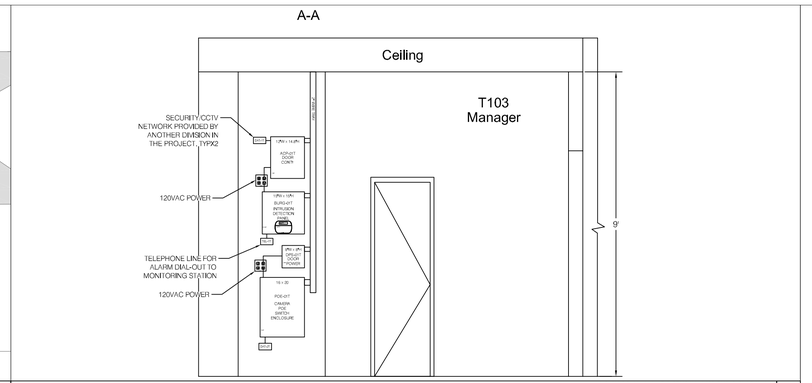

WELCOME PAVILIONS – TICKETING MANAGER T103 ELEVATION A-A | 02
SCALE : NONE

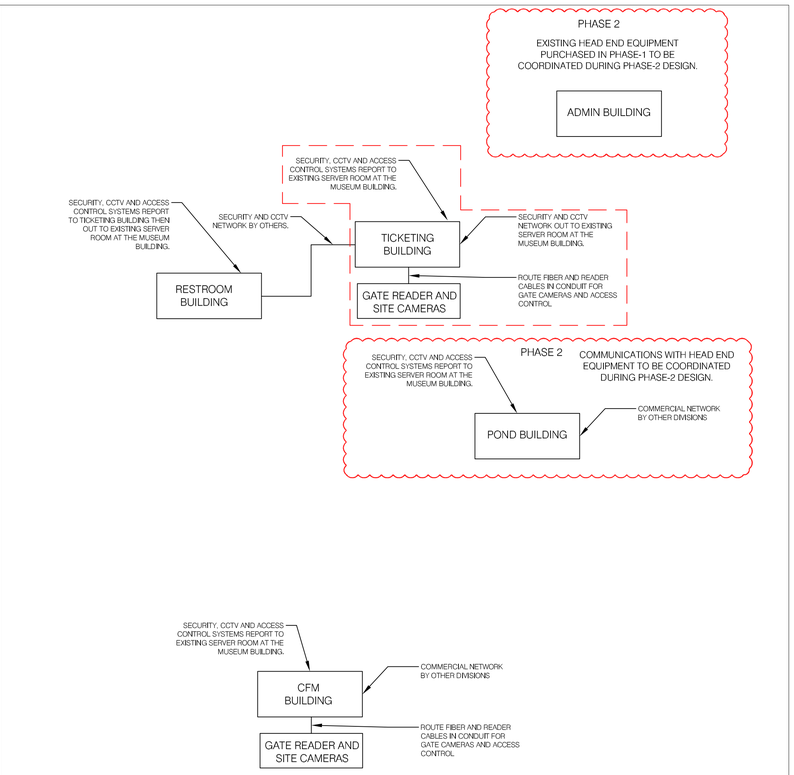

SECURITY COMMUNICATIONS BACKBONE | 05
SCALE : NONE

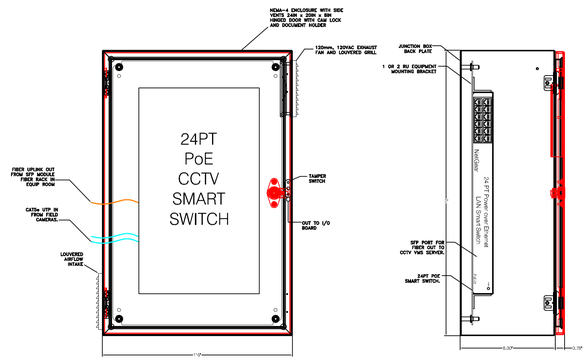

DETAIL OF POE FIELD PANEL | 03
SCALE : NONE

SCALE : NONE | 04

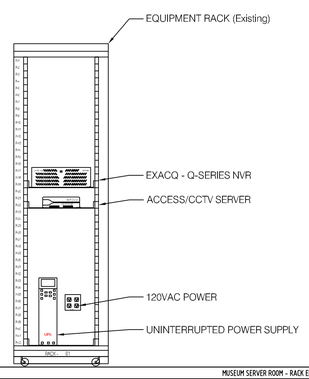

MUSEUM SERVER ROOM – RACK ELEVATION | 06
SCALE : NONE

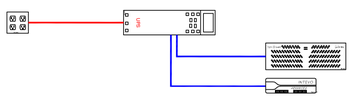

MUSEUM SERVER ROOM – EQUIPMENT POWER DIAGRAM | 07
SCALE : NONE

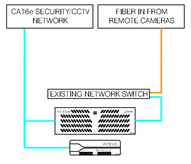

MUSEUM SERVER ROOM – EQUIPMENT NETWORK DIAGRAM | 08
SCALE : NONE

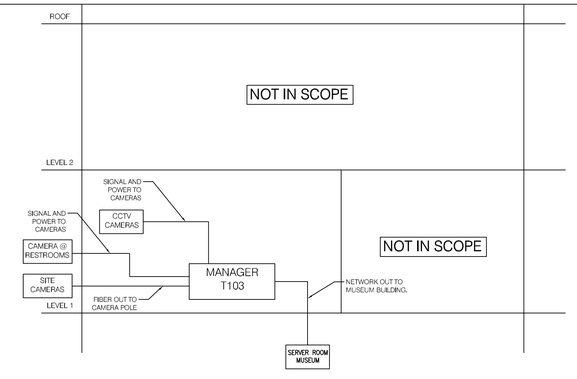

CCTV SYSTEM RISER DIAGRAM | 09
SCALE : NONE

SCALE : NONE | 10

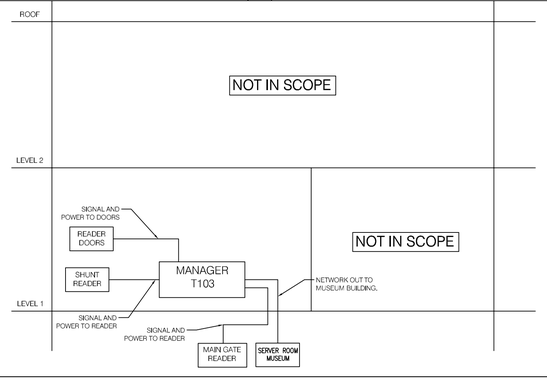

ACCESS SYSTEM RISER DIAGRAM | 11
SCALE : NONE

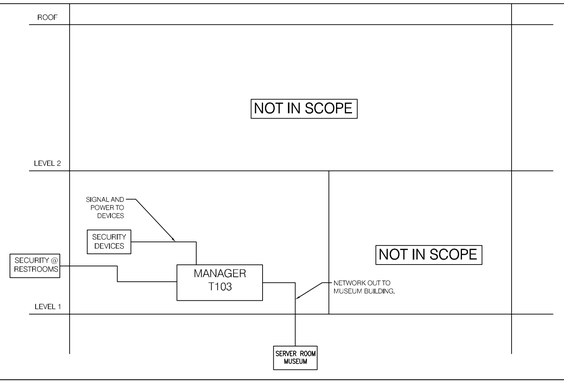

SECURITY SYSTEM RISER DIAGRAM | 12
SCALE : NONE

Owner
Storm King Art Center
1 Museum Road
New Windsor, NY 12553
+1 (845) 534-3115

Design Architect
heneghan peng architects
14-16 Lord Edward Street
Dublin, D02 YC63
+353 1 633 9000

Executive Architect
WXY Architecture + Urban Design
224 Centre Street, 5th Floor
New York, NY 10013
+1 (212) 219-1953

Landscape Architect
Gustafson Porter + Bowman
1 Cobham Mews
London, MW1 9SB
+44 020 7284 8950

Reed Hilderbrand LLC
33 Whitney Avenue, 3rd Floor
New Haven, CT 06510
+1 (617) 923-2422

Structural & Lighting
ARUP
77 Water Street
New York, NY 10005
+1 (212) 896-3000

MEPF & IT
BuroHappold
100 Broadway #23
New York, NY 10005
+1 (212) 616-0228

Civil
VHB
100 Great Oaks Blvd., Suite 118
Albany, NY 12203
+1 (518) 389-3606

AV & Acoustics
LSTN Consultants
76 Beaver Street, 2nd Floor
New York, NY 10005
+1 (347) 788-0810

Facade
Front Inc.
100 E. Broadway Street, #501
New York, NY 10002
+1 (212) 242-2220

Security
Steve Keller and Associates, Inc.
555 W. Granada Blvd. Suite G-4
Ormond Beach, FL 32174
+1 (386) 673-5034

Description	Date

Project

Storm King Art Center

Welcome Pavilions

Seal

NOT FOR CONSTRUCTION

Drawing Title

Details
Security & CCTV System

Date	06/17/22
Scale	N.T.S.
Drawing Number	SC-W-203
Sheet Size	ARCH D

Welcome Pavilions - Restroom Building

TAG	ROOM #	TYPE	MODEL	NOTE	WORKS WITH	WORK WILL OCCUR
1	R102	Magnetic Contact	GRI 195-12 DPDT	GRI 195-12 Recessed Steel Door Contact w/Wire Leads DPDT, 1" Diameter, 1/2" Gap Size, Closed Loop. See Spec. See Detail.	RR-1, RR-2	PH-1
3-1	R102	Magnetic Contact	GRI 195-12 DPDT	Use Universal Addressable Point Module (AMP-701 or AMP-701NP) located in the junction box above the door to provide a unique ID on the data loop.		PH-1
4-1		DSC AMB-500	DSC AMB-500	Addressable Ceiling mount PIR, 18 curtains, Form C relay, mounting height from 8-12 ft. Dual Optic Technology. Surface mount on ceiling if 8-12' AFF or stubdown to 12' AFF. See Detail.		PH-1
2	R115	Magnetic Contact	GRI 195-12 DPDT	GRI 195-12 Recessed Steel Door Contact w/Wire Leads DPDT, 1" Diameter, 1/2" Gap Size, Closed Loop. See Spec. See Detail.	RR-3, RR-4	PH-1
4-2	R115	Magnetic Contact	GRI 195-12 DPDT	Use Universal Addressable Point Module (AMP-701 or AMP-701NP) located in the junction box above the door to provide a unique ID on the data loop.		PH-1
RK-1-1		Keypad	DSC PK5500	DSC PK5500 keypad with backlite buttons and LCD display. Refer to Equipment schedule for additional information.		PH-1
REL-1	R102	Electronic Lockset	SDC Z7800-RS	Electronic Lockset with integrated Request to Exit and Lock/Latch Status or equal. See Spec.	RR-1, RR-2	PH-1
REL-2	R115	Electronic Lockset	SDC Z7800-RS	Electronic Lockset with integrated Request to Exit and Lock/Latch Status or equal. See Spec.	RR-3, RR-4	PH-1
RR-1	R102	Card Reader	Kantech P345MTR	Multi-Technology reader; See spec. Coordinate with architect. Color: Black Mount at 4ft AFF. See Detail.	RR-2, REL-1, Shunts point 1	PH-1
RR-2	R102	Request to Exit	INTEGRATED	Integrated in Lockset	RR-1, Shunts point 1	PH-1
RR-3	R115	Card Reader	Kantech P345MTR	Multi-Technology reader; See spec. Coordinate with architect. Color: Black Mount at 4ft AFF. See Detail.	RR-4, REL-2, Shunts point 2	PH-1
RR-4	R115	Request to Exit	INTEGRATED	Integrated in Lockset	RR-3, Shunts point 2	PH-1
RSR-1		Shunts Card Reader	Kantech P345MTR	Multi-Technology reader; See spec. Coordinate with architect. Color: Black Mount at 4ft AFF. See Detail.	Shunts ZONE 4	PH-1
RC-1		Wall Mt Mini-Dome Camera Day/Night	Illustra IES02-D12-O104	Illustra IES02-D12-O104 Day/Night Dome Camera w/IR illumiator, 1/2.8" Sony CMOS, Verifocal F2.7~13.5mm POE 9.9W. Mount camera on wall at 7' 6" AFF with clear view of lockers.		PH-1
RC-2		Wall Mt Mini-Dome Camera Day/Night	Illustra IES02-D12-O104	Illustra IES02-D12-O104 Day/Night Dome Camera w/IR illumiator, 1/2.8" Sony CMOS, Verifocal F2.7~13.5mm POE 9.9W. Mount camera on wall 12" below roof overhang. See Spec and details.		PH-1

Owner
Storm King Art Center
1 Museum Road
New Windsor, NY 12553
+1 (845) 534-3115

Design Architect
heneghan peng architects
14-16 Lord Edward Street
Dublin, D02 YC63
+353 1 633 9000

Executive Architect
WXY Architecture + Urban Design
224 Centre Street, 5th Floor
New York, NY 10013
+1 (212) 219-1953

Landscape Architect
Gustafson Porter + Bowman
1 Cobham Mews
London, MW1 9SB
+44 020 7284 8950

Reed Hilderbrand LLC
33 Whitney Avenue, 3rd Floor
New Haven, CT 06510
+1 (617) 923-2422

Structural & Lighting
ARUP
77 Water Street
New York, NY 10005
+1 (212) 896-3000

MEPF & IT
BuroHappold
100 Broadway #23
New York, NY 10005
+1 (212) 616-0228

Civil
VHB
100 Great Oaks Blvd., Suite 118
Albany, NY 12203
+1 (518) 389-3606

AV & Acoustics
LSTN Consultants
76 Beaver Street, 2nd Floor
New York, NY 10005
+1 (347) 788-0810

Facade
Front Inc.
100 E. Broadway Street, #501
New York, NY 10002
+1 (212) 242-2220

Security
Steve Keller and Associates, Inc.
555 W. Granada Blvd. Suite G-4
Ormond Beach, FL 32174
+1 (386) 673-5034

Description	Date

Project

Storm King Art Center

Welcome Pavilions

Seal

NOT FOR CONSTRUCTION

Drawing Title

Schedule
Security & CCTV System

Date	06/17/22
Scale	N.T.S.
Drawing Number	SC-W-300
Sheet Size	ARCH D

Welcome Pavilions - Restroom & Ticketing Building

TAG	ROOM #	TYPE	MODEL	NOTE	WORKS WITH	WORK WILL OCCUR
1	T102	Magnetic Contact	GRI 195-12 DPDT	GRI 195-12 Recessed Steel Door Contact w/Wire Leads DPDT, 1" Diameter, 1/2" Gap Size, Closed Loop. See Spec. See Detail.	TR-1, TR-2	PH-1
1-1	T102	Magnetic Contact	GRI 195-12 DPDT	Use Universal Addressable Point Module (AMP-701 or AMP-701NP) located in the junction box above the door to provide a unique ID on the data loop.		PH-1
2-1		Ceiling Mounted Motion Detector	DSC AMB-500	Addressable Ceiling mount PIR, 18 curtains, Form C relay, mounting height from 8-12 ft. Dual Optic Technology. Surface mount on ceiling if 8-12' AFF or stubdown to 12' AFF. See Detail.		PH-1
2-2	T101	Magnetic Contact	GRI 184-Closed Loop	GRI 184-12 Recessed Steel Door Contact w/Wire Leads DPDT, 1" Diameter, 1/2" Gap Size, Closed Loop. See Spec. See Detail. Use Universal Addressable Point Module (AMP-701 or AMP-701NP) located in the junction box above the door to provide a unique ID on the data loop.		PH-1
2-3	T103	Magnetic Contact	GRI 184-Closed Loop	GRI 184-12 Recessed Steel Door Contact w/Wire Leads DPDT, 1" Diameter, 1/2" Gap Size, Closed Loop. See Spec. See Detail. Use Universal Addressable Point Module (AMP-701 or AMP-701NP) located in the junction box above the door to provide a unique ID on the data loop.		PH-1
2-4		Ceiling Mounted Motion Detector	DSC AMB-500	Addressable Ceiling mount PIR, 18 curtains, Form C relay, mounting height from 8-12 ft. Dual Optic Technology. Surface mount on ceiling if 8-12' AFF or stubdown to 12' AFF. See Detail.		PH-1
3-1	R102	Magnetic Contact	GRI 195-12 DPDT	Use Universal Addressable Point Module (AMP-701 or AMP-701NP) located in the junction box above the door to provide a unique ID on the data loop.		PH-1
4-1		Ceiling Mounted Motion Detector	DSC AMB-500	Addressable Ceiling mount PIR, 18 curtains, Form C relay, mounting height from 8-12 ft. Dual Optic Technology. Surface mount on ceiling if 8-12' AFF or stubdown to 12' AFF. See Detail.		PH-1
4-2	R115	Magnetic Contact	GRI 195-12 DPDT	Use Universal Addressable Point Module (AMP-701 or AMP-701NP) located in the junction box above the door to provide a unique ID on the data loop.		PH-1
5-1	T103	Magnetic Contact	GRI 184-Closed Loop	GRI 184-12 Recessed Steel Door Contact w/Wire Leads DPDT, 1" Diameter, 1/2" Gap Size, Closed Loop. See Spec. See Detail. Use Universal Addressable Point Module (AMP-701 or AMP-701NP) located in the junction box above the door to provide a unique ID on the data loop.		PH-1
6		ZONE 6	SPARE			
7		ZONE 7	SPARE			
8		ZONE 8	SPARE			
TK-1-1		Keypad	DSC PK5500	DSC PK5500 keypad with backlite buttons and LCD display. Refer to Equipment schedule for additional information.		PH-1
TP-1		Panic Switch	HUB2SA	Panic HUB2B Latching hub2 Series. See Spec. Mount under counter within effortless reach of the leading edge of counter top. Coordinate with architect. Use Universal Addressable Point Module (AMP-701 or AMP-701NP) located in the junction box to provide a unique ID on the data loop. See Detail.		PH-1
TP-2		Panic Switch	HUB2SA	Panic HUB2B Latching hub2 Series. See Spec. Mount under counter within effortless reach of the leading edge of counter top. Coordinate with architect. Use Universal Addressable Point Module (AMP-701 or AMP-701NP) located in the junction box to provide a unique ID on the data loop. See Detail.		PH-1
TP-3		Panic Switch	HUB2SA	Panic HUB2B Latching hub2 Series. See Spec. Mount under counter within effortless reach of the leading edge of counter top. Coordinate with architect. Use Universal Addressable Point Module (AMP-701 or AMP-701NP) located in the junction box to provide a unique ID on the data loop. See Detail.		PH-1
TP-4		Panic Switch	HUB2SA	Panic HUB2B Latching hub2 Series. See Spec. Mount under counter within effortless reach of the leading edge of counter top. Coordinate with architect. Use Universal Addressable Point Module (AMP-701 or AMP-701NP) located in the junction box to provide a unique ID on the data loop. See Detail.		PH-1
TP-5		Panic Switch	HUB2SA	Panic HUB2B Latching hub2 Series. See Spec. Mount under counter within effortless reach of the leading edge of counter top. Coordinate with architect. Use Universal Addressable Point Module (AMP-701 or AMP-701NP) located in the junction box to provide a unique ID on the data loop. See Detail.		PH-1
TEL-1	T102	Electronic Lockset	SDC Z7800-RS	Electronic Lockset with integrated Request to Exit and Lock/Latch Status or equal. See Spec.	TR-1, TR-2	PH-1

TR-1	T102	Card Reader	Kantech P345MTR	Multi-Technology reader; See spec. Coordinate with architect. Color: Black Mount at 4ft AFF. See Detail.	TR-2, TEL-1, Shunts point 1	PH-1
TR-2	T102	Request to Exit	INTEGRATED	Integrated in Lockset	TR-1, Shunts point 1	PH-1
TRP-3		Card Reader with Pin-Pad	Kantech P345KPMTR	Multi-Technology reader with keypad; See spec. Coordinate with architect. Color: Black. Mount at Gate on mounting post provided by others. Coordinate with gate control specifier.		PH-1
TSR-1		Shunts Card Reader	Kantech P345MTR	Multi-Technology reader; See spec. Coordinate with architect. Color: Black Mount at 4ft AFF. See Detail.	Shunts ZONE 1 and 2	PH-1
TLOOP-1		Drive Loop	CP3-100-3W CP3	Gate control exit inductive coil loop for REX interface on secure side of drive. Provided by others. See Spec. Coordinate with architect and gate control equipment being provided by others.		PH-1
TINT-1		Intercom Station	Aiphone IE-JA or Equivalent	Aiphone AX series weather esistant audio intercom door station, stainless steel, surface mount. See Spec. Mount at Gate on mounting post provided by others. Coordinate with architect. Surface mount into SBX-2G, sold separately. See Detail.		PH-1
TC-1		Wall Mt Bullet Camera - Day/Night	Illustra IES02-B12-B104	Illustra IES02-B12-B104 Day/Night Bullet Camera w/IR illumiator, 1/2.8" Sony CMOS, Verifocal F2.7~13.5mm POE 9.9W. Mount camera at 7'6" AFF with clear view of cash handling as POS stations. See detail and layout for camera placement.		PH-1
TC-2		Wall Mt Mini-Dome Camera Day/Night	Illustra IES02-D12-O104	Illustra IES02-D12-O104 Day/Night Dome Camera w/IR illumiator, 1/2.8" Sony CMOS, Verifocal F2.7~13.5mm POE 9.9W. Mount camera on wall at 7' 6" AFF with clear view of POS stations.		PH-1
TC-3		Wall Mt Mini-Dome Camera Day/Night	Illustra IES02-D12-O104	Illustra IES02-D12-O104 Day/Night Dome Camera w/IR illumiator, 1/2.8" Sony CMOS, Verifocal F2.7~13.5mm POE 9.9W. Mount camera on wall at 7' 6" AFF.		PH-1
TC-4		Wall Mt Mini-Dome Camera Day/Night	Illustra IES02-D12-O104	Illustra IES02-D12-O104 Day/Night Dome Camera w/IR illumiator, 1/2.8" Sony CMOS, Verifocal F2.7~13.5mm POE 9.9W. Mount camera on wall 12" below roof overhang. See Spec and details.		PH-1
TC-5		Pole Mt Bullet Camera - Day/Night	Illustra IES02-B12-B104	Illustra IES02-B12-B104 Day/Night Bullet Camera w/IR illumiator, 1/2.8" Sony CMOS, Verifocal F2.7~13.5mm POE 9.9W. Mount camera on pole at 17' AFF. See detail and layout for camera placement.		PH-1
TC-6		Pole Mt Bullet Camera - Day/Night	Illustra IES02-B12-B104	Illustra IES02-B12-B104 Day/Night Bullet Camera w/IR illumiator, 1/2.8" Sony CMOS, Verifocal F2.7~13.5mm POE 9.9W. Mount camera on pole at 17' AFF. See detail and layout for camera placement.		PH-1
TC-7		Pole Mt Bullet Camera - Day/Night	Illustra IES02-B12-B104	Illustra IES02-B12-B104 Day/Night Bullet Camera w/IR illumiator, 1/2.8" Sony CMOS, Verifocal F2.7~13.5mm POE 9.9W. Mount camera on pole at 17' AFF. See detail and layout for camera placement.		PH-1
TC-8		Pole Mt Bullet Camera - Day/Night	Illustra IES02-B12-B104	Illustra IES02-B12-B104 Day/Night Bullet Camera w/IR illumiator, 1/2.8" Sony CMOS, Verifocal F2.7~13.5mm POE 9.9W. Mount camera on pole at 17' AFF. See detail and layout for camera placement.		PH-1
TC-9		Pole Mt Bullet Camera - Day/Night	Illustra IES02-B12-B104	Illustra IES02-B12-B104 Day/Night Bullet Camera w/IR illumiator, 1/2.8" Sony CMOS, Verifocal F2.7~13.5mm POE 9.9W. Mount camera on pole at 17' AFF. See detail and layout for camera placement.		PH-1
TC-10		Pole Mt Bullet Camera - Day/Night	Illustra IES02-B12-B104	Illustra IES02-B12-B104 Day/Night Bullet Camera w/IR illumiator, 1/2.8" Sony CMOS, Verifocal F2.7~13.5mm POE 9.9W. Mount camera on pole at 17' AFF. See detail and layout for camera placement.		PH-1
TC-11		Pole Mt Bullet Camera - Day/Night	Illustra IES02-B12-B104	Illustra IES02-B12-B104 Day/Night Bullet Camera w/IR illumiator, 1/2.8" Sony CMOS, Verifocal F2.7~13.5mm POE 9.9W. Mount camera on pole at 17' AFF. See detail and layout for camera placement.		PH-1
TC-12		Pole Mt Bullet Camera - Day/Night	Illustra IES02-B12-B104	Illustra IES02-B12-B104 Day/Night Bullet Camera w/IR illumiator, 1/2.8" Sony CMOS, Verifocal F2.7~13.5mm POE 9.9W. Mount camera on pole at 17' AFF. See detail and layout for camera placement.		PH-1
TC-13		Pole Mt Bullet Camera - Day/Night	Illustra IES02-B12-B104	Illustra IES02-B12-B104 Day/Night Bullet Camera w/IR illumiator, 1/2.8" Sony CMOS, Verifocal F2.7~13.5mm POE 9.9W. Mount camera on pole at 17' AFF. See detail and layout for camera placement.		PH-1
TC-14		Pole Mt Bullet Camera - Day/Night	Illustra IES02-B12-B104	Illustra IES02-B12-B104 Day/Night Bullet Camera w/IR illumiator, 1/2.8" Sony CMOS, Verifocal F2.7~13.5mm POE 9.9W. Mount camera on pole at 17' AFF. See detail and layout for camera placement.		PH-1
CPOLE-1		Camera Pole	P1800 Or Equal	Moog-Videolarm Fixed Steel 4in Sq. x 16ft steel pole. Use PV4 anchor JIG. Coordinate exact location with architect. See Spec. See Detail.		PH-1
CPOLE-2		Camera Pole	P1800 Or Equal	Moog-Videolarm Fixed Steel 4in Sq. x 16ft steel pole. Use PV4 anchor JIG. Coordinate exact location with architect. See Spec. See Detail.		PH-1
CPOLE-3		Camera Pole	P1800 Or Equal	Moog-Videolarm Fixed Steel 4in Sq. x 16ft steel pole. Use PV4 anchor JIG. Coordinate exact location with architect. See Spec. See Detail.		PH-1

Owner
Storm King Art Center
1 Museum Road
New Windsor, NY 12553
+1 (845) 534-3115

Design Architect
heneghan peng architects
14-16 Lord Edward Street
Dublin, D02 YC63
+353 1 633 9000

Executive Architect
WXY Architecture + Urban Design
224 Centre Street, 5th Floor
New York, NY 10013
+1 (212) 219-1953

Landscape Architect
Gustafson Porter + Bowman
1 Cobham Mews
London, MW1 9SB
+44 020 7284 8950

Reed Hilderbrand LLC
33 Whitney Avenue, 3rd Floor
New Haven, CT 06510
+1 (617) 923-2422

Structural & Lighting
ARUP
77 Water Street
New York, NY 10005
+1 (212) 896-3000

MEPF & IT
BuroHappold
100 Broadway #23
New York, NY 10005
+1 (212) 616-0228

Civil
VHB
100 Great Oaks Blvd., Suite 118
Albany, NY 12203
+1 (518) 389-3606

AV & Acoustics
LSTN Consultants
76 Beaver Street, 2nd Floor
New York, NY 10005
+1 (347) 788-0810

Facade
Front Inc.
100 E. Broadway Street, #501
New York, NY 10002
+1 (212) 242-2220

Security
Steve Keller and Associates, Inc.
555 W. Granada Blvd. Suite G-4
Ormond Beach, FL 32174
+1 (386) 673-5034

Description	Date

Project

Storm King Art Center

Welcome Pavilions

Seal

NOT FOR CONSTRUCTION

Drawing Title

Schedule
Security & CCTV System

Date	06/17/22
Scale	N.T.S.
Drawing Number	SC-W-301
Sheet Size	ARCH D

Equipment List - Welcome Pavilions - Restroom Building

R115											
Equipment ID	**Model #**	**Description**	**Purpose**	**Room #**	**Unit size**	**Voltage**	**NEMA Rating**	**Watts**	**Power**	**Work will Occur**	**Status**
Panel Array	**Room R115**	**Sick Room R115 - A-A**									
ACP-01R	KT-400	Kantech Door Controller panel	Door Control Panel	Sick-R115	Wall	16.5 VAC		75mA	Rec-01R	Phase-1	New
DPS-01R	ACM4E	Altronix 4dr fused power supply	4dr Power Supply	Sick-R115	Wall	12/24 VAC		2-3 BTU/HR	Rec-02R	Phase-1	New
RK-1-1	PK5500	64-Zone Full-Message LCD Keypad	Tech Interface	Sick-R115	Panel				BURG-01R	Phase-1	New
Data/Tel	**Room R115**	**Sick Room R115 - A-A**									
DAT-1R	RJ45	DATA PORT	DATA	Sick-R115	Panel					Phase-1	TelCom
Power	**Room R115**	**Sick Room R115 - A-A**									
Rec-01R	Double Duplex Receptical	2 Gang Double Duplex 120VAC Receptical	Power	Sick-R115	4 Rec.	120VAC	5-20R			Phase-1	Division 26
Rec-02R	Double Duplex Receptical	2 Gang Double Duplex 120VAC Receptical	Power	Sick-R115	4 Rec.	120VAC	5-20R			Phase-1	Division 26

Owner
Storm King Art Center
1 Museum Road
New Windsor, NY 12553
+1 (845) 534-3115

Design Architect
heneghan peng architects
14-16 Lord Edward Street
Dublin, D02 YC63
+353 1 633 9000

Executive Architect
WXY Architecture + Urban Design
224 Centre Street, 5th Floor
New York, NY 10013
+1 (212) 219-1953

Landscape Architect
Gustafson Porter + Bowman
1 Cobham Mews
London, MW1 9SB
+44 020 7284 8950

Reed Hilderbrand LLC
33 Whitney Avenue, 3rd Floor
New Haven, CT 06510
+1 (617) 923-2422

Structural & Lighting
ARUP
77 Water Street
New York, NY 10005
+1 (212) 896-3000

MEPF & IT
BuroHappold
100 Broadway #23
New York, NY 10005
+1 (212) 616-0228

Civil
VHB
100 Great Oaks Blvd., Suite 118
Albany, NY 12203
+1 (518) 389-3606

AV & Acoustics
LSTN Consultants
76 Beaver Street, 2nd Floor
New York, NY 10005
+1 (347) 788-0810

Facade
Front Inc.
100 E. Broadway Street, #501
New York, NY 10002
+1 (212) 242-2220

Security
Steve Keller and Associates, Inc.
555 W. Granada Blvd. Suite G-4
Ormond Beach, FL 32174
+1 (386) 673-5034

Description	Date

Project

Storm King Art Center

Welcome Pavilions

Seal

NOT FOR CONSTRUCTION

Drawing Title

Schedule
Security & CCTV System

Date	06/17/22
Scale	N.T.S.
Drawing Number	SC-W-302
Sheet Size	ARCH D

Equipment List - Welcome Pavilions - Ticketing Building

Equipment ID	Model #	Description	Purpose	Room #	Unit size	Voltage	NEMA Rating	Watts	Power	Work will Occur	Status
Panel Array	**Room T103**	**Manager T103 - A-A**									
ACP-01T	KT-400	Kantech Door Controller panel	Door Control Panel	Mgr-T103	Wall	16.5 VAC		75mA	Rec-1T	Phase 1	New
BURG-01T	PC1864	DSC PowerSeries PC1864 Intrusion Detection Panel - 8 partition	Electonic Security	Mgr-T103	Wall	16.5 VAC		85mA	Rec-1T	Phase 1	New
DPS-01T	ACM4E	Altronix 4dr fused power supply	4dr Power Supply	Mgr-T103	Wall	12/24 VAC		2-3 BTU/HR	Rec-2T	Phase 1	New
PoE-01T	GS728TPP	Netgear Gigabit POE Smart Switch. 24pt POE+/4pt SFP ports. 384W to 720W standard Rack mounted	Power IP cameras	Mgr-T103	Wall	110VAC/PoE		483.5 Watts	Rec-2T	Phase 1	New
TK-1-1	PK5500	64-Zone Full-Message LCD Keypad	Tech Interface	Mgr-T103	Panel				BURG-01T	Phase 1	New
Data/Tel	**Room T103**	**Manager T103 - A-A**									
DAT-1T	RJ45	DATA PORT	DATA	Mgr-T103	Panel				SEC	Phase 1	TelCom
DAT-2T	RJ45	DATA PORT	DATA	Mgr-T103	Panel				SEC	Phase 1	TelCom
TEL-1T	RJ11	TELCOM PORT	TELEPHONE	Mgr-T103	Panel				POTS	Phase 1	TelCom
Power	**Room T103**	**Manager T103 - A-A**									
Rec-1T	Double Duplex Receptical	2 Gang Double Duplex 120VAC Receptical	Power	Mgr-T103	4 Rec.	120VAC	5-20R			Phase 1	Division 26
Rec-2T	Double Duplex Receptical	2 Gang Double Duplex 120VAC Receptical	Power	Mgr-T103	4 Rec.	120VAC	5-20R			Phase 1	Division 26

Equipment List - Storm King Museum Server Room

Equipment ID	Model #	Description	Purpose	Room #	Unit size	Voltage	NEMA Rating	Watts	Power	Work will Occur	Status
Existing server rack		**Museum IT server room**									
NVR-01	IP04-12T-Q	exacqVision Q-sereis NVR 24CH IP with 12GB video storage	Video storage	Museum Server room	Existing Rack	110VAC		60 Watt	UPS-01	Phase 1	To be relocated in Phase 2
SERVER-01	INTEVO-ADV-4TB INTEVO-IPCAM24	Kantech integrated security platform with Kantech EntraPass Corporate and exacqVision VMS 24ch IP camera license, Windows 10 IoT Entrerprise with 8 PoE pts. Mount on rack shelf.	Security CCTV Management Server	Museum Server room	Existing Rack	110VAC		350W	UPS-01	Phase 1	To be relocated in Phase 2
UPS-01	SMT1500	APC Smart-UPS 1500VA Tower	Uninterupted Power Supply	Museum Server room	Existing Rack	110VAC		135BTU/hr		Phase 1	To be relocated in Phase 2
Client Station		**Security Manger Office Client Terminals**									
TERM-01	Dell Percision 3630	Dell Precision Tower Computer	Client PC	Tia's Office	Museum	110VAC		320 Watts	Existing	Phase 1	To be relocated in Phase 2
TERM-02	Dell Percision 3630	Dell Precision Tower Computer	Client PC	Richard's Office	Museum	110VAC		320 Watts	Existing	Phase 1	To be relocated in Phase 2
M-01	ADLCD24GBHD	American Dynamics 24" LCD general purpose monitor.	Desktop computer monitor	Tia's Office	Desktop	24VDC/110VAC		30 Watts	Existing	Phase 1	To be relocated in Phase 2
M-02	ADLCD24GBHD	American Dynamics 24" LCD general purpose monitor.	Desktop computer monitor	Richard's Office	Desktop	24VDC/110VAC		30 Watts	Existing	Phase 1	To be relocated in Phase 2

Owner
Storm King Art Center
1 Museum Road
New Windsor, NY 12553
+1 (845) 534-3115

Design Architect
heneghan peng architects
14-16 Lord Edward Street
Dublin, D02 YC63
+353 1 633 9000

Executive Architect
WXY Architecture + Urban Design
224 Centre Street, 5th Floor
New York, NY 10013
+1 (212) 219-1953

Landscape Architect
Gustafson Porter + Bowman
1 Cobham Mews
London, MW1 9SB
+44 020 7284 8950

Reed Hilderbrand LLC
33 Whitney Avenue, 3rd Floor
New Haven, CT 06510
+1 (617) 923-2422

Structural & Lighting
ARUP
77 Water Street
New York, NY 10005
+1 (212) 896-3000

MEPF & IT
BuroHappold
100 Broadway #23
New York, NY 10005
+1 (212) 616-0228

Civil
VHB
100 Great Oaks Blvd., Suite 118
Albany, NY 12203
+1 (518) 389-3606

AV & Acoustics
LSTN Consultants
76 Beaver Street, 2nd Floor
New York, NY 10005
+1 (347) 788-0810

Facade
Front Inc.
100 E. Broadway Street, #501
New York, NY 10002
+1 (212) 242-2220

Security
Steve Keller and Associates, Inc.
555 W. Granada Blvd. Suite G-4
Ormond Beach, FL 32174
+1 (386) 673-5034

Description Date

Project

Storm King Art Center

Welcome Pavilions

Seal

NOT FOR CONSTRUCTION

Drawing Title

Schedule
Security & CCTV System

Date	06/17/22
Scale	N.T.S.
Drawing Number	SC-W-303
Sheet Size	ARCH D