



STORM KING ART CENTER
WELCOME PAVILIONS

50% CONSTRUCTION DOCUMENTS DRAWING SET
NOVEMBER 6, 2020

Owner
Storm King Art Center
1 Museum Road
New Windsor, NY 12553
+1 (845) 534-3115

Design Architect
heneghan peng architects
14-16 Lord Edward Street
Dublin, D02 YC63
+353 1 633 9000

Executive Architect
WXY Architecture + Urban Design
224 Centre Street, 5th Floor
New York, NY 10013
+1 (212) 219-1953

Landscape Architect
Gustafson Porter + Bowman
1 Cobham Mews
London, MW1 9SB
+44 020 7284 8950

Reed Hilderbrand LLC
33 Whitney Avenue, 3rd Floor
New Haven, CT 06510
+1 (617) 923-2422

Structural & Lighting
ARUP
77 Water Street
New York, NY 10005
+1 (212) 896-3000

MEPF & IT
BuroHappold
100 Broadway #23
New York, NY 10005
+1 (212) 616-0228

Civil
VHB
100 Great Oaks Blvd., Suite 118
Albany, NY 12203
+1 (518) 389-3606

AV & Acoustics
LSTN Consultants
76 Beaver Street, 2nd Floor
New York, NY 10005
+1 (347) 788-0810

Facade
Front Inc.
100 E. Broadway Street, #501
New York, NY 10002
+1 (212) 242-2220

Key Plan

Description	Date
50% Design Development	02/24/20
100% Design Development	05/29/20
50% Construction Documents	11/06/20

Project

Storm King
Art Center
Welcome
Pavilions

Seal

NOT FOR CONSTRUCTION

Drawing Title
Cover Sheet

Date	11/06/20
Scale	Not to Scale
Drawing Number	A-W-000
Sheet Size	ARCH D

SHEET NUMBER	SHEET NAME	DESIGN DEVELOPMENT - 50%	DESIGN DEVELOPMENT - 100%	CONSTRUCTION DOCUMENTS - 50%	CONSTRUCTION DOCUMENTS - 90%	PERMIT SET
--------------	------------	--------------------------	---------------------------	------------------------------	------------------------------	------------

A-W-000	Cover Sheet	•	•	•		
A-W-001	Drawing List	•	•	•		
A-W-002	Abbreviations, Symbols, & General Notes	•	•	•		
A-W-003	Accessibility Summary		•	•		
A-W-004	Code Summary			•		
A-W-005	Occupancy Load & Exit Capacity - Ticketing		•	•		
A-W-006	Occupancy Load & Exit Capacity - Restroom			•		
A-W-007	Fire Safety & Egress Distance - Ticketing		•	•		
A-W-008	Fire Safety & Egress Distance - Restroom			•		
A-W-009	Fire Extinguisher Locations			•		
A-W-011	Site Plan - Property	•	•	•		
A-W-012	Site Plan - Building	•	•	•		
A-W-021	Scandrett - Demolition Plan - Cellar Level		•	•		
A-W-022	Scandrett - Demolition Plan - Ground Level		•	•		
A-W-023	Scandrett - Demolition Plan - Second Level		•	•		
A-W-024	Scandrett - Demolition Plan - Third Level		•	•		
A-W-025	Scandrett - Demolition Plan - Roof Level		•	•		
A-W-026	Scandrett - Demolition Elevations			•		
A-X-091	Setting Out - Site			•		
A-W-092	Setting Out - North Parking			•		
A-W-093	Setting Out - Welcome Pavilions			•		
A-W-094	Restroom - Setting Out - Primary & Secondary Grid			•		
A-W-095	Restroom - Setting Out - Facade & Vertical Grid			•		
A-W-096	Ticketing - Setting Out - Primary & Facade Grid			•		
A-W-097	Canopy - Setting Out - Primary & Vertical Grid			•		
A-W-101	Restroom - Ground Floor Plan	•	•	•		
A-W-102	Restroom - Roof Floor Plan	•	•	•		
A-W-103	Restroom - Ground Floor Plan - Enlarged			•		
A-W-104	Restroom - Ground Floor Plan - Enlarged			•		
A-W-105	Restroom - Roof Floor Plan - Enlarged			•		
A-W-106	Restroom - Roof Floor Plan - Enlarged			•		
A-W-111	Restroom - RCP - Ground Level	•	•	•		
A-W-112	Restroom - RCP - Upper Roof			•		
A-W-113	Restroom - Ground Floor RCP - Enlarged			•		
A-W-114	Restroom - Ground Floor RCP - Enlarged			•		
A-W-115	Restroom - RCP - Upper Roof - Enlarged			•		
A-W-121	Restrooms - Finish Floor Plan - Enlarged			•		
A-W-122	Restrooms - Finish Floor Plan - Enlarged			•		
A-W-131	Ticketing - Ground Floor Plan	•	•	•		
A-W-132	Ticketing - Attic Floor Plan			•		
A-W-133	Ticketing - Roof Floor Plan	•	•	•		
A-W-134	Ticketing - Ground & Attic Floor Plan - Enlarged			•		
A-W-135	Ticketing - Roof Level Plan - Enlarged			•		
A-W-141	Ticketing - Ground Floor RCP	•	•	•		
A-W-142	Ticketing - Attic RCP			•		
A-W-151	Ticketing - Finish Floor Plan - Ground & Attic Floor			•		
A-W-161	Canopy - Floor Plan - Ground Level	•	•	•		
A-W-162	Canopy - Floor Plan - Roof Level	•	•	•		
A-W-171	Canopy - RCP - Ground Level	•	•	•		
A-W-201	Restroom - Building Elevations - Overall	•	•	•		
A-W-211	Ticketing - Building Elevations - Overall	•	•	•		
A-W-212	Ticketing - Building Elevations - Overall		•	•		
A-W-221	Canopy - Building Elevations - Overall	•	•	•		
A-W-301	Restroom - Building Sections	•	•	•		
A-W-311	Ticketing - Building Sections	•	•	•		
A-W-321	Canopy - Building Sections	•	•	•		
A-W-401	Restroom - Wall Sections		•	•		
A-W-402	Restroom - Wall Sections			•		
A-W-403	Ticketing - Wall Sections		•	•		
A-W-404	Ticketing - Wall Sections		•	•		

SHEET NUMBER	SHEET NAME	DESIGN DEVELOPMENT - 50%	DESIGN DEVELOPMENT - 100%	CONSTRUCTION DOCUMENTS - 50%	CONSTRUCTION DOCUMENTS - 90%	PERMIT SET
--------------	------------	--------------------------	---------------------------	------------------------------	------------------------------	------------

A-W-405	Ticketing - Wall Sections			•		
A-W-407	Canopy - Wall Sections		•	•		
A-W-423	Ticketing - Window Details			•		
A-W-441	Restroom - Envelope -Section Details			•		
A-W-442	Ticketing -Envelope - Section Details			•		
A-W-443	Ticketing - Envelope - Plan Details			•		
A-W-481	Sink Plans			•		
A-W-482	Sink Elevations			•		
A-W-483	Sink Plan Details			•		
A-W-484	Sink Plan Details			•		
A-W-485	Sink Axonometrics			•		
A-W-491	Counter Plans			•		
A-W-492	Counter Elevations			•		
A-W-493	Counter Sections			•		
A-W-494	Counter Plan Details			•		
A-W-495	Counter Axonometrics			•		
A-W-603	Restroom - Room Plan & Internal Elevations - 102 & 107 & 111			•		
A-W-604	Restroom - Room Plan & Internal Elevations - 113 & 114 & 115			•		
A-W-605	Restroom - Room Plan & Internal Elevations - 116			•		
A-W-606	Ticketing - Room Plan & Internal Elevations - 101 & 102			•		
A-W-607	Ticketing - Room Plan & Internal Elevations - 103			•		
A-W-608	Ticketing - Room Plan & Internal Elevations - 201			•		
A-W-701	Restroom - Room & Finish Schedule	•	•	•		
A-W-702	Restroom - Window & Door Schedule	•	•	•		
A-W-703	Restroom - Plumbing Fixture & Accessory Schedule	•	•	•		
A-W-721	Ticketing - Room & Finish Schedule	•	•	•		
A-W-722	Ticketing - Window & Door Schedule	•	•	•		
A-W-731	Exterior Wall Types	•	•	•		
A-W-732	Exterior Wall Types		•	•		
A-W-741	Interior Wall Types	•	•	•		
A-W-751	Floor, Ceiling & Roof Types		•	•		

SHEET NUMBER	SHEET NAME	DESIGN DEVELOPMENT - 50%	DESIGN DEVELOPMENT - 100%	CONSTRUCTION DOCUMENTS - 50%	CONSTRUCTION DOCUMENTS - 90%	PERMIT SET
--------------	------------	--------------------------	---------------------------	------------------------------	------------------------------	------------

S-W-001	Structural Symbols and Abbreviations	•	•	•		
S-W-002	Structural General Notes, Sheet 1	•	•	•		
S-W-003	Structural General Notes, Sheet 2	•	•	•		
S-W-011	Restroom Loading Plan	•	•	•		
S-W-021	Ticketing Loading Plan	•	•	•		
S-W-031	Canopy Loading Plan	•	•	•		
S-W-111	Restroom Foundation Plan, Ground Level	•	•	•		
S-W-121	Ticketing Foundation Plan, Ground Level	•	•	•		
S-W-131	Canopy Foundation Plan, Ground Level	•	•	•		
S-W-311	Sink Plan Details	•	•	•		
S-W-321	Ticketing Framing Plan, Second Level	•	•	•		
S-W-322	Ticketing Framing Plan, Roof Level	•	•	•		
S-W-331	Canopy Framing Plan, Roof Level	•	•	•		
S-W-701	Structural Typ Foundation Details	•	•	•		
S-W-702	Structural Typ Concrete Details	•	•	•		
S-W-711	Structural Typ Steel Details, Sheet 1	•	•	•		
S-W-712	Structural Typ Steel Details, Sheet 2	•	•	•		
S-W-721	Structural Typ Timber Details, Sheet 1	•	•	•		
S-W-722	Structural Typ Timber Details, Sheet 2	•	•	•		
S-W-812	Restroom Framing Details			•		
S-W-821	Ticketing Foundation Details		•	•		
S-W-822	Ticketing Framing Details		•	•		
S-W-831	Canopy Foundation Details		•	•		
S-W-832	Canopy Framing Details		•	•		

M-W-001	Abbreviations, Symbols, and Legends	•	•	•		
M-W-002	General Notes	•	•	•		
M-W-101	Restroom - Duct Plan - Ground Level	•	•	•		
M-W-102	Restroom - Duct Plan - Roof Level	•	•	•		
M-W-111	Ticketing - Duct Plan - Ground Level	•	•	•		
M-W-211	Ticketing - Pipe Plan - Ground Level	•	•	•		
M-W-212	Ticketing- Pipe Plan - Roof Level		•	•		
M-W-401	Mechanical Sections		•	•		
M-W-501	Mechanical Details	•	•	•		
M-W-502	Mechanical Details	•	•	•		
M-W-503	Mechanical Details	•	•	•		
M-W-504	Mechanical Details	•	•	•		
M-W-505	Mechanical Details	•	•	•		
M-W-506	Mechanical Details	•	•	•		
M-W-507	Mechanical Details	•	•	•		
M-W-508	Mechanical Details	•	•	•		
M-W-601	Welcome - Mechanical Schedules	•	•	•		
M-W-701	Welcome - Duct Riser	•	•	•		
M-W-703	Refrigerant Riser		•	•		
M-W-900	Site Controls Plan			•		

P-W-001	Abbreviations, Symbols, and Legends	•	•	•		
P-W-002	General Notes	•	•	•		
P-W-100	Restroom - Piping - Underslab	•	•	•		
P-W-101	Restroom - Piping Plan - Ground Level	•	•	•		
P-W-102	Restroom - Piping Plan - Roof Level	•	•	•		
P-W-111	Ticketing - Pipe Plan - Ground Level	•		•		
P-W-112	Ticketing - Pipe Plan - Roof Level			•		
P-W-401	Plumbing Sections		•	•		
P-W-501	Plumbing Details	•	•	•		
P-W-502	Plumbing Details	•	•	•		
P-W-503	Plumbing Details	•	•	•		
P-W-504	Plumbing Details	•	•	•		
P-W-601	Welcome - Plumbing Schedules	•	•	•		
P-W-701	Welcome - Domestic Water Riser	•	•	•		
P-W-711	Welcome - Drain & Vent Riser	•	•	•		
P-W-721	Welcome - Storm Riser	•	•	•		

SHEET NUMBER	SHEET NAME	DESIGN DEVELOPMENT - 50%	DESIGN DEVELOPMENT - 100%	CONSTRUCTION DOCUMENTS - 50%	CONSTRUCTION DOCUMENTS - 90%	PERMIT SET
--------------	------------	--------------------------	---------------------------	------------------------------	------------------------------	------------

E-W-001	Abbreviations, Symbols and Legends	•	•	•		
E-W-002	General Notes	•	•	•		
E-W-003	General Notes	•	•	•		
E-W-101	Restroom - Power Plan - Ground Level	•	•	•		
E-W-111	Ticketing - Power Plan - Ground Level	•	•	•		
E-W-121	Canopy - Power Plan - Ground Level		•	•		
E-W-201	Restroom - Lighting Plan - Ground Level		•	•		
E-W-211	Ticketing - Lighting Plan - Ground Level		•	•		
E-W-221	Canopy - Lighting Plan - Ground Level		•	•		
E-W-501	Electrical Details	•	•	•		
E-W-502	Electrical Details	•	•	•		
E-W-503	Electrical Details	•	•	•		
E-W-504	Electrical Details	•	•	•		
E-W-601	Welcome - Electrical Schedules	•	•	•		
E-W-602	Welcome Electrical Schedules		•	•		
E-W-701	Welcome - Electrical Riser	•	•	•		
E-W-900	Site Plan - Property - Electrical Power			•		
E-W-901	Site Plan - Building - Electrical Power			•		
E-W-910	Site Plan - Property - Lighting			•		

FA-W-001	Abbreviations, Symbols, and General Notes	•	•	•		
FA-W-101	Restroom - Fire Alarm Plan - Ground Level			•		
FA-W-111	Ticketing - Fire Alarm Plan - Ground Level			•		
FA-W-701	Fire Alarm Riser	•	•	•		

IT-W-001	Abbreviations, Symbols and Legends			•		
IT-W-101	Restroom - Telecom Plan - Ground Level			•		
IT-W-111	Ticketing - Telecom Plan - Ground Level			•		
IT-W-201	Restroom - Telecom RCP - Ground Level			•		
IT-W-211	Ticketing - Telecom RCP - Ground Level			•		
IT-W-221	Canopy - Telecom RCP - Ground Level			•		
IT-W-501	Telecom Details			•		
IT-W-502	Telecom Details			•		

Owner
Storm King Art Center
1 Museum Road
New Windsor, NY 12553
+1 (845) 534-3115

Design Architect
heneghan peng architects
14-16 Lord Edward Street
Dublin, D02 YC63
+353 1 633 9000

Executive Architect
WXY Architecture + Urban Design
224 Centre Street, 5th Floor
New York, NY 10013
+1 (212) 219-1953

Landscape Architect
Gustafson Porter + Bowman
1 Cobham Mews
London, MW1 9SB
+44 020 7284 8950

Reed Hilderbrand LLC
33 Whitney Avenue, 3rd Floor
New Haven, CT 06510
+1 (617) 923-2422

Structural & Lighting
ARUP
77 Water Street
New York, NY 10005
+1 (212) 896-3000

MEPF & IT
BuroHappold
100 Broadway #23
New York, NY 10005
+1 (212) 616-0228

Civil
VHB
100 Great Oaks Blvd., Suite 118
Albany, NY 12203
+1 (518) 389-3606

AV & Acoustics
LSTN Consultants
76 Beaver Street, 2nd Floor
New York, NY 10005
+1 (347) 788-0810

Facade
Front Inc.
100 E. Broadway Street, #501
New York, NY 10002
+1 (212) 242-2220

Key Plan

Description	Date
50% Design Development	02/24/20
100% Design Development	05/29/20
50% Construction Documents	11/06/20

Project

Storm King Art Center Welcome Pavilions

Seal

NOT FOR CONSTRUCTION

Drawing Title

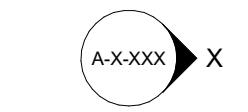
Drawing List

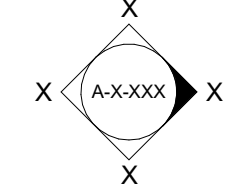
Date	11/06/20
Scale	Not to Scale
Drawing Number	A-W-001
Sheet Size	ARCH D

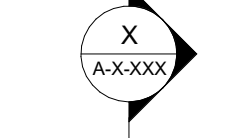
General Notes

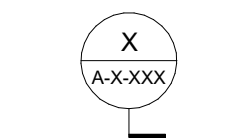
- No work shall commence without first obtaining any required permits or approvals from applicable regulating agencies of the State of New York and Town of Cornwall.
- All work shall comply with the requirements of the State Uniform Fire Prevention and Building Code of the Codes Rules and Regulations of the State of New York and any other applicable state regulations.
- All work shall comply with the Zoning Law of the Town of Cornwall and any other applicable local regulations.
- All work relating to waste water disposal shall be approved by the Town of Cornwall and shall comply with all applicable regulations.
- All work shall be performed by contractors and subcontractors licensed to work in the State of New York including, but not limited to, the following trades: general contracting, surveying, site work, concrete erection, steel fabrication and erection, general electrical, general plumbing, and mechanical equipment installation.
- All contractors and subcontractors shall carry general liability and worker's compensation insurance as required by the Town of Cornwall, the State of New York and other regulating agencies. Contractors and subcontractors shall provide certificates of insurance. The Contractor shall file all applications, pay for all necessary permits and secure certificates of occupancy for the Work.
- All necessary provisions for installation of primary electrical service shall be made in conjunction with and to the required specifications of the Local Gas and Electric Companies.
- All materials for construction located on site shall be segregated and neatly stored out of the path of construction operations and shall be protected from damage by all hazards including weather, ground moisture and construction activities until use.
- Unless otherwise indicated, all material furnished and incorporated into the Work shall be new, unused and of quality standard to the industry for first class work of similar nature and character. Materials shall be installed in accordance with the manufacturers' recommendations and best standard of the trades involved.
- The Contractor shall be responsible for the protection of all existing buildings and other installations that are to remain intact while performing the Work.
- Where adjacent structures are occupied or to be preserved, the Contractor shall take every precaution to safeguard the structural integrity of the walls, roofing, entrance and exit of the adjacent building and to provide, if required, temporary waterproofing and parging to protect it. The Contractor shall also take every precaution to ensure that damage, noise, dust and interruptions to adjacent structures will be kept to a minimum.
- The Contractor shall visit the site and be knowledgeable of conditions thereon, comply with Specification Sections in Division 1 and 2 for specific requirements for survey of existing site conditions and conduct of excavation and ensuing construction activities prior to proceeding with the Work.
- The Contractor shall verify accuracy of survey information and shall perform additional site surveys to ensure accurate placement of buildings on the site. See survey for geo-location information. All dimensions shall have preference over scale. Do not scale these drawings.
- All dimensions shall be verified in the field prior to proceeding with the Work. The Architect shall be notified of any discrepancies. Plan dimensions are shown to the centerline of columns and the finished face of walls unless noted otherwise. Elevation and section dimensions are shown relative to finish floor levels which are referenced to building elevation above sea level. See survey for elevation information.
- Where discrepancies exist between drawings of various disciplines, notify the Architect of these discrepancies prior to construction. Consult the Architect before proceeding with work in any area requiring clarification. In case of conflict in documents, specifications or general requirements, the most stringent is to be required.
- Details shown are intended to describe scope and profile. Where details have not been provided, the Work is intended to be similar in character to those areas detailed. Where specific dimensions, details or design intent cannot be determined, consult the Architect prior to proceeding with the Work.
- The Work in these drawings in intended to show scope of penetrations, slab and wall openings required to accommodate mechanical, electrical and plumbing trades. However, the Contractor shall coordinate all penetrations, slab and wall openings required by these trades before proceeding with the Work.
- All pipes, bus ducts, risers and other elements that penetrate floor slabs shall be installed in a manner that will preserve the fire resistive and structural integrity of the building.
- Not all Specifications Divisions are referenced on the sheet legend notes. Multiple divisions may apply to each note. Reference the specific specification for related sections.
- Each legend references that particular sheet it is on and may not correspond to other sheets.

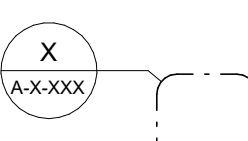
Symbol Legend

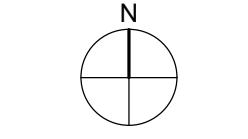
- 


Building Elevation
- 

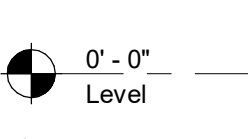
Interior Elevation
- 


Building Section
- 

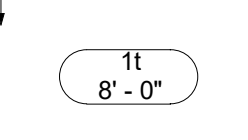
Wall Section
- 

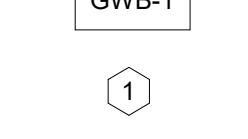
Detail Callout
- 

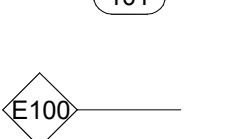
North Arrow
- 

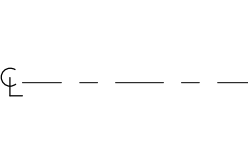
Room Tag
- 


Elevation Marker
- 


Grid Line
- 


Revision Tag
- 


Align
- 


Finish Ceiling Height
- 


Finish Type
- 

Window Type
- 

Door Number
- 

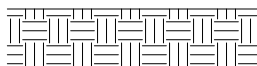
Wall Type
- 


Construction Above
- 


Center Line
- 


Match Line


Material Indicators

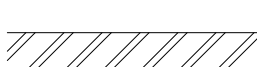
- 

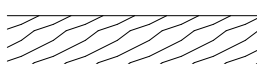
Earth
- 

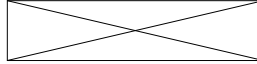
Rock Fill
- 

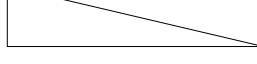
Sand, Mortar, Plaster
- 

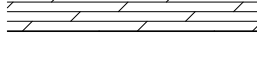
Concrete
- 


Stone
- 


Brick, Masonry
- 


Metal
- 

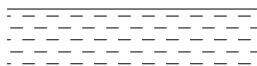
Wood
- 


Wood (Continuous)
- 


Wood (Blocking)
- 

Plywood
- 

Glass
- 

Tile (Dimensional)
- 

Gypsum Board
- 

Insulation (Batt, Blanket)
- 

Insulation (Rigid)

Abbreviations

- | | |
|----------|-------------------------------|
| ADJ | Adjacent or Adjustable |
| AFF | Above Finished Floor |
| ALUM | Aluminum |
| AS REQ'D | As Required |
| BAT | Batten |
| CAB | Cabinet |
| CLG | Ceiling |
| COL | Column |
| CONST | Construction |
| DIAM | Diameter |
| ELEC | Electric(al) |
| EQ | Equal |
| EX | Existing |
| FF | Finished Floor |
| FH | Full Height |
| FM | Field Measure |
| FO | "Face of" or "Finish Opening" |
| GWB | Gypsum Wall Board |
| HC | Hollow Core |
| HDF | High-Density Fiberboard |
| HDWD | Hardwood |
| HM | Hollow Metal |
| LAM | Laminated |
| MDF | Medium-Density Fiberboard |
| MTL | Metal |
| NIC | Not in Contract |
| NTS | Not to Scale |
| OC | On Center |
| OPP HAND | Opposite Hand |
| PH | Partial Height |
| PL GL | Plate Glass |
| PL LAM | Plastic Laminate |
| PLY | Plywood |
| PNL | Panel |
| RO | Rough Opening |
| RVL | Reveal |
| SDL | Saddle |
| SIM | Similar |
| SS | Stainless Steel |
| T&B | Top & Bottom |
| TOH | Top of Head |
| TOS | Top of Sill |
| TYP | Typical |
| UC | Undercut |
| UNO | Unless Otherwise Noted |
| VGB | Vertical Grab Bar |
| VIF | Verify in Field |
| W/ | With |
| W/O | Without |
| WP | Waterproof |

Owner

Storm King Art Center
1 Museum Road
New Windsor, NY 12553
+1 (845) 534-3115

Design Architect

heneghan peng architects
14-16 Lord Edward Street
Dublin, D02 YC63
+353 1 633 9000

Executive Architect

WXY Architecture + Urban Design
224 Centre Street, 5th Floor
New York, NY 10013
+1 (212) 219-1953

Landscape Architect

Gustafson Porter + Bowman
1 Cobham Mews
London, MW1 9SB
+44 020 7284 8950

Reed Hilderbrand LLC
33 Whitney Avenue, 3rd Floor
New Haven, CT 06510
+1 (617) 923-2422

Structural & Lighting

ARUP
77 Water Street
New York, NY 10005
+1 (212) 896-3000

MEPF & IT

BuroHappold
100 Broadway #23
New York, NY 10005
+1 (212) 616-0228

Civil

VHB
100 Great Oaks Blvd., Suite 118
Albany, NY 12203
+1 (518) 389-3606

AV & Acoustics

LSTN Consultants
76 Beaver Street, 2nd Floor
New York, NY 10005
+1 (347) 788-0810

Facade

Front Inc.
100 E. Broadway Street, #501
New York, NY 10002
+1 (212) 242-2220

Key Plan

Description	Date
50% Design Development	02/24/20
100% Design Development	05/29/20
50% Construction Documents	11/06/20

Project

Storm King Art Center Welcome Pavilions

Seal

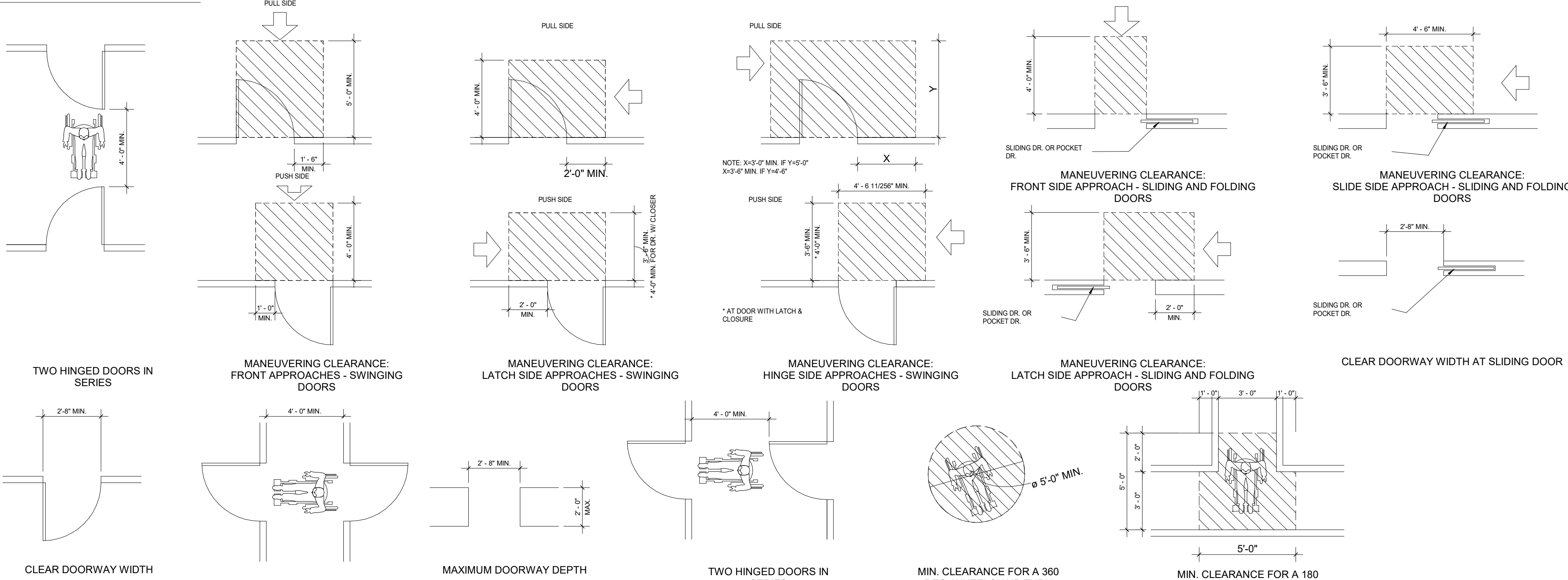
NOT FOR CONSTRUCTION

Drawing Title

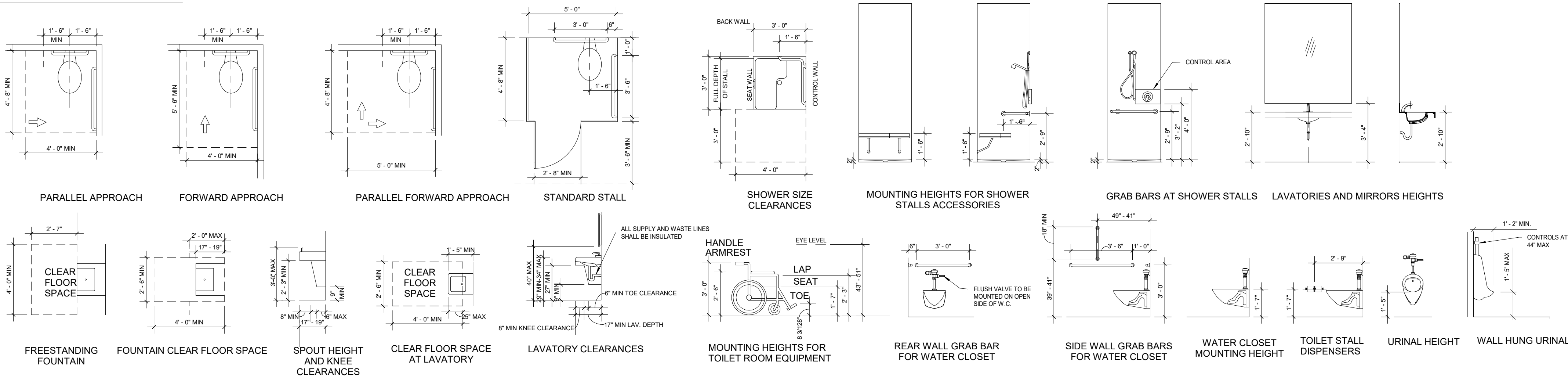
Abbreviations, Symbols, & General Notes

Date	11/06/20
Scale	Not to Scale
Drawing Number	A-W-002
Sheet Size	ARCH D

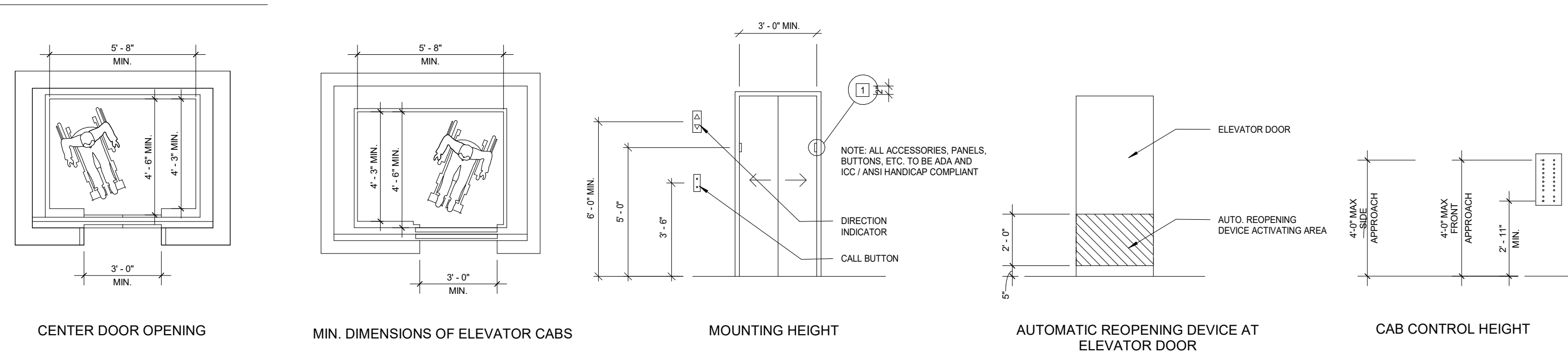
Door Clearances



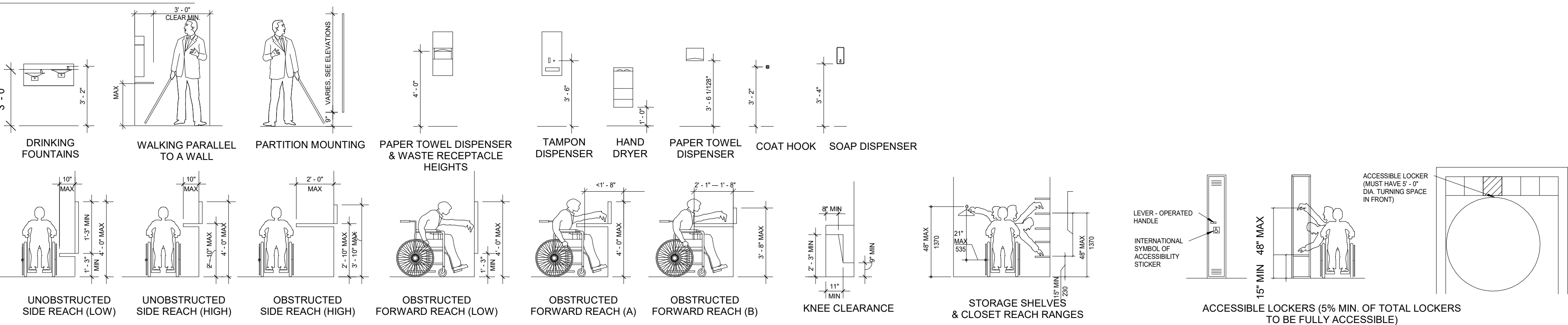
Restrooms



Elevators



Accessible Reach Ranges



Accessibility Summary

Buildings and facilities shall be designed and constructed to be accessible in accordance with the Federal 2010 ADA Standards for Accessible Design. Refer to the 2010 ADA Standards for Accessible Design using chapter reference for clarifications and exceptions.

204 Protruding Objects

Protruding objects on circulation paths shall comply with 307.

210 Stairways

Interior and exterior stairs that are part of a means of egress shall comply with 504.

211 Drinking Fountains

Where drinking fountains are provided on an exterior site, on a floor, or within a secured area they shall be provided in accordance with 211.

213.3 Plumbing Fixtures and Accessories

Plumbing fixtures and accessories provided in a toilet room or bathing room required to comply with 213.2 shall comply with 213.3

213 Toilet Facilities and Bathing Facilities

Where toilet facilities and bathing facilities are provided, they shall comply with 213.

225 Storage

Storage facilities shall comply with 225

227 Sales and Service

Where provided, check-out aisles, sales counters, service counters, food service lines, queues, and waiting lines shall comply with 227 and 904.

303 Changes in Level

Where changes in level are permitted in floor or ground surfaces, they shall comply with 303.

404 Doors, Doorways, and Gates.

Doors, doorways, and gates that are part of an accessible route shall comply with 404.

404.2.4.4 Floor or Ground Surface.

Floor or ground surface within required maneuvering clearances shall comply with 302.

405 Ramps

Ramps on accessible routes shall comply with 405. Changes in level other than the running slope and cross slope are not permitted on ramp runs

407 Elevators

Elevators shall comply with 407 and with ASME A17.1 (incorporated by reference, see "Referenced Standards" in Chapter 1). They shall be passenger elevators as classified by ASME A17.1. Elevator operation shall be automatic.

502 Parking Spaces

Car and van parking spaces shall comply with 502. Where parking spaces are marked with lines, width measurements of parking spaces and access aisles shall be made from the centerline of the markings

505 Handrails

Handrails provided along walking surfaces complying with 403, required at ramps complying with 405, and required at stairs complying with 504 shall comply with 505.

703.7.2 Symbols

The international symbol of accessibility shall comply with figure 703.7.2.1.

802.1 Wheelchair Spaces

Wheelchair spaces shall comply with 802.1.

Owner

Storm King Art Center
1 Museum Road
New Windsor, NY 12553
+1 (845) 534-3115

Design Architect

heneghan peng architects
14-16 Lord Edward Street
Dublin, D02 YC63
+353 1 633 9000

Executive Architect

WXY Architecture + Urban Design
224 Centre Street, 5th Floor
New York, NY 10013
+1 (212) 219-1953

Landscape Architect

Gustafson Porter + Bowman
1 Cobham Mews
London, MW1 9SB
+44 020 7284 8950

Reed Hilderbrand LLC

33 Whitney Avenue, 3rd Floor
New Haven, CT 06510
+1 (617) 923-2422

Structural & Lighting

ARUP
77 Water Street
New York, NY 10005
+1 (212) 896-3000

MEPF & IT

BuroHappold
100 Broadway #23
New York, NY 10005
+1 (212) 616-0228

Civil

VHB
100 Great Oaks Blvd., Suite 118
Albany, NY 12203
+1 (518) 389-3606

AV & Acoustics

LSTN Consultants
76 Beaver Street, 2nd Floor
New York, NY 10005
+1 (347) 788-0810

Facade

Front Inc.
100 E. Broadway Street, #501
New York, NY 10002
+1 (212) 242-2220

Key Plan

Description	Date
100% Design Development	05/29/20
50% Construction Documents	11/06/20

Project

Storm King Art Center Welcome Pavilions

Seal

NOT FOR CONSTRUCTION

Drawing Title

Accessibility Summary

Date	11/06/20
Scale	Not to Scale
Drawing Number	A-W-003
Sheet Size	ARCH D

Applicable Codes & Standards

Building Code	2020 Building Code of New York State (adopted from IBC 2018 with amendments) Code of the Town of Cornwall, NY
Energy Conservation Code	2020 Energy Conservation Code of New York State (adopted from IECC 2018 with amendments)
Fire Code	2020 Fire Code of New York State (adopted from IFC 2018 with amendments)
Mechanical Code	2020 Mechanical Code of New York State (adopted from IMC 2018 with amendments)
Plumbing Code	2020 Plumbing Code of New York State (adopted from IPC 2018 with amendments)
Accessibility	2010 ADA Standards
Zoning	Zoning Resolution of the Town of Cornwall, NY

Zoning & Land Use

Section, Block, Lot	30-1-1.1, 30-1-1.4, 30-1-1.5, 30-1-4.22, 30-1-11, 30-1-13, 30-1-14, 30-1-4.2, 30-1-62, 30-1-63, 30-1-64, 30-1-8, 30-1-86, 30-1-87, 30-1-88, 34-1-108, 34-1-9.1, 34-1-9.2, 30-1-9, 34-1-6.1
---------------------	--

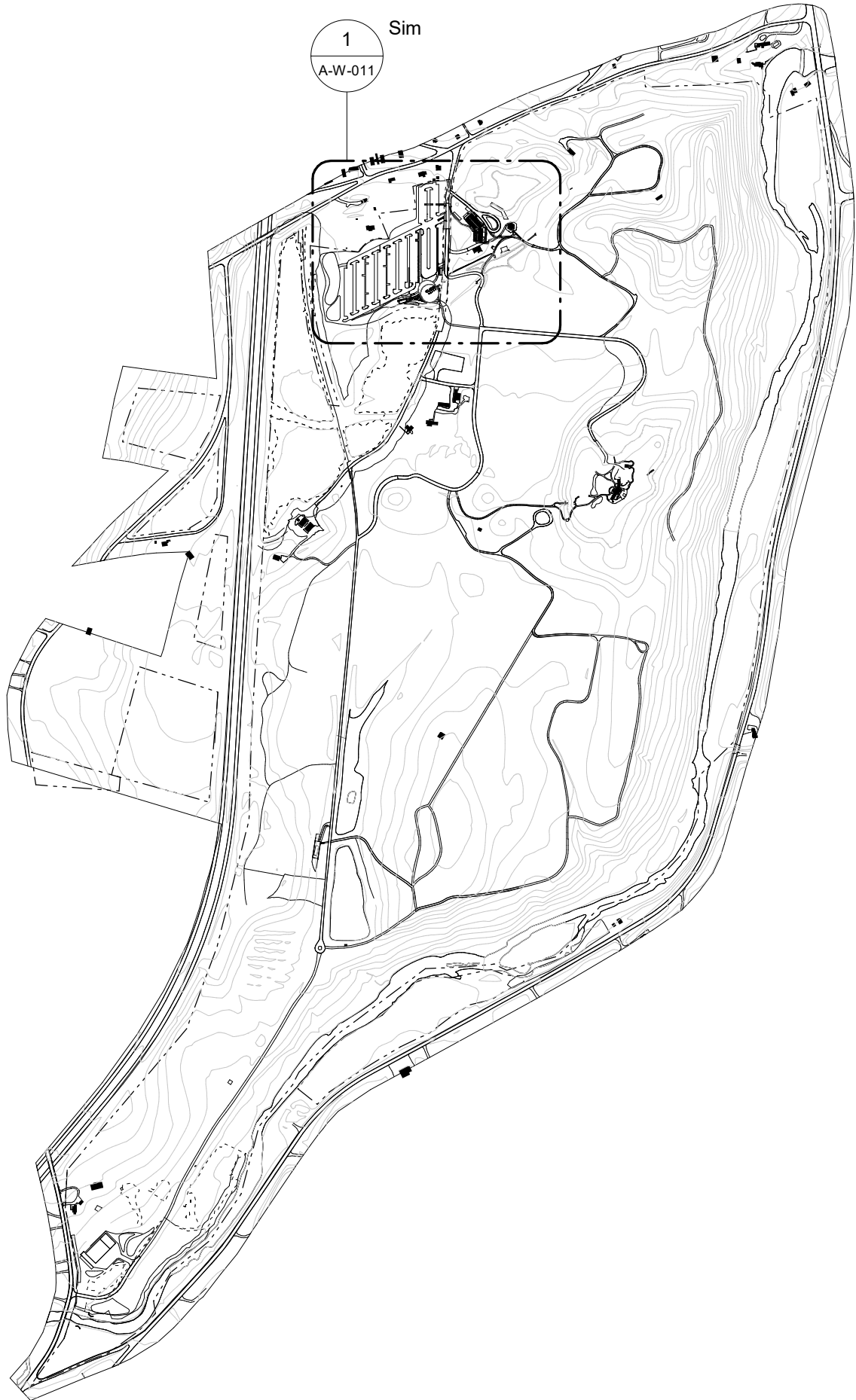
Zoning District Designation Mountain and Conservation Residence District (MCR)

Zoning Use Group Use Group C

Bulk Regulations

	Allowable	Proposed
Minimum Usable Lot Area	5 acres	539 acres
Required Lot Width	200'	>200'
Minimum Front Yard Depth	70'	80'
Required Minimum Side Yard	70'	150'
Required Total Side Yard	140'	525'
Minimum Required Road Frontage	150'	1,300'
Maximum Building Height	40' -0"	31' - 8 1/4"
Maximum Development Coverage	15%	5%
Maximum Building Coverage Percent	4%	0.3%
Floor Area Ratio	0.08	0.0044

Key Plan



Building Classification & Code Summary (Ticketing)

Construction Type	Type V-B, addition to existing structure
Occupancy Classification	B - Business (new const.) R-3 Residential (existing) to be converted to B
Automatic Sprinkler System	Not Provided
Emergency Alarm/Voice Communications	Not Provided
Climate Zone	5A

Chapter 5: General Building Heights and Areas

	Allowable	Proposed	Reference
Maximum Building Height (feet)	40' - 0"	31' - 8 1/4" (new const.) 36' - 9 1/4" (existing)	504.3, 1102.1 EBCNYS 1011.5.2 EBCNYS
Maximum Building Height (stories)	2	1 w/ attic (new const.) 3 w/ basement (existing)	504.4, 1102.1 EBCNYS 1011.5.2 EBCNYS
Maximum Allowable Area (A _s)	15,750 SF	475 SF (new const.) 7,025 SF (existing) 4,900 SF (to remain) 5,375 SF (total)	506.2.1 1011.5.2 EBCNYS
Allowable Area Factor (A _i) Area Factor Increase (I _i)	9,000 SF 75%	N/A N/A	506.2 506.3.3

Chapter 6: Types of Construction

	Allowable	Proposed	Reference
Minimum Fire-Resistance Rating Req. Primary Structural Frame Exterior Bearing Walls Interior Bearing Walls Exterior Non-bearing walls/partitions Interior Non-bearing walls/partitions Floor Construction Roof Construction	0 hours 0 hours 0 hours 0 hours 0 hours 0 hours 0 hours	N/A N/A N/A N/A N/A N/A N/A	Table 601

Chapter 7: Fire and Smoke Protection Features

	Allowable	Proposed	Reference
Minimum Fire-Resistance Rating Req. Fire Walls Fire Barriers Shaft Enclosures (<4 stories) Machine Room Enclosure Interior Exit Stairways Fire Partitions	2 hours varies 1 hour 1 hour 1 hour 1 hour	N/A N/A N/A N/A N/A N/A	706.4a 707 713.4 3005.4 1023.2 708.3

Chapter 8: Interior Finishes

	Allowable	Proposed	Reference
Interior Wall and Ceiling Finish Req. Interior Exit Stairways Corridors Exit Access Stairway Enclosures Rooms and Enclosed Spaces	B B B C	N/A N/A N/A C or better	803.1.2 Table 803.13b Table 803.13 Table 803.13 Table 803.13

Chapter 9: Fire Protection and Life Safety Systems

	Allowable	Proposed	Reference
Automatic Sprinkler System	Not Required	Not Provided	903.2
Portable Fire Extinguishers (Type A) Min. extinguisher rating Max. floor area per unit of A Max. floor area for extinguisher Max. travel distance to extinguisher	2-A (or two 1-A) 3,000 SF 11,250 SF 75' - 0"		906 Table 906.3(1) Table 906.3(1) Table 906.3(1) Table 906.3(1)
Manual Fire Alarm Boxes	Not Required	Not Provided	907.2.2

Chapter 10: Means of Egress

	Allowable	Proposed	Reference
Minimum Egress Component Width	0.2" per occupancy	varies, see drawings	1005.3.2
Maximum Common Path of Travel	75' - 0"		Table 1006.2.1
Maximum Exit Access Travel Distance	200' - 0"		Table 1017.2

Building Classification & Code Summary (Restroom)

Construction Type	Type V-B
Occupancy Classification	B - Business
Automatic Sprinkler System	Not Provided
Emergency Alarm/Voice Communications	Not Provided
Climate Zone	5A

Chapter 5: General Building Heights and Areas

	Allowable	Proposed	Reference
Maximum Building Height (feet)	40' - 0"	10' - 6 1/4"	504.3
Maximum Building Height (stories)	2	1	504.4
Maximum Allowable Area (A _s) Allowable Area Factor (A _i) Area Factor Increase (I _i)	15,750 SF 9,000 SF 75%	1,525 SF N/A N/A	506.2.1 506.2 506.3.3

Chapter 6: Types of Construction - see Ticketing

Chapter 7: Fire and Smoke Protection Features - see Ticketing

Chapter 8: Interior Finishes

	Allowable	Proposed	Reference
Interior Wall and Ceiling Finish Req. Interior Exit Stairways Corridors Exit Access Stairway Enclosures Rooms and Enclosed Spaces	B B B C	N/A N/A N/A C or better	803.1.2 Table 803.13b Table 803.13 Table 803.13 Table 803.13

Chapter 9: Fire Protection and Life Safety Systems

	Allowable	Proposed	Reference
Automatic Sprinkler System	Not Required	Not Provided	903.2
Portable Fire Extinguishers (Type A) Min. extinguisher rating Max. floor area per unit of A Max. floor area for extinguisher Max. travel distance to extinguisher	2-A (or two 1-A) 3,000 SF 11,250 SF 75' - 0"		906 Table 906.3(1) Table 906.3(1) Table 906.3(1) Table 906.3(1)
Manual Fire Alarm Boxes	Not Required	Not Provided	907.2.2

Chapter 10: Means of Egress

	Allowable	Proposed	Reference
Maximum Common Path of Travel	75' - 0"		Table 1006.2.1
Min. Number of Access to Exits per Story	2	N/A	106.3.3
Maximum Exit Access Travel Distance	200' - 0"		Table 1017.2

Building Classification & Code Summary (Canopy)

Construction Type	Type V-B
Occupancy Classification	A-3 - Assembly (unenclosed assembly)
Automatic Sprinkler System	Not Provided
Emergency Alarm/Voice Communications	Not Provided
Climate Zone	5A

Chapter 5: General Building Heights and Areas

	Allowable	Proposed	Reference
Maximum Building Height (feet)	40' - 0"	22' - 6"	504.3
Maximum Building Height (stories)	1	1	504.4
Maximum Allowable Area (A _s) Allowable Area Factor (A _i) Area Factor Increase (I _i)	10,500 SF 6,000 SF 75%	1,150 SF N/A N/A	506.2.3 506.2 506.3.3

Owner
Storm King Art Center
1 Museum Road
New Windsor, NY 12553
+1 (845) 534-3115

Design Architect
heneghan peng architects
14-16 Lord Edward Street
Dublin, D02 YC63
+353 1 633 9000

Executive Architect
WXY Architecture + Urban Design
224 Centre Street, 5th Floor
New York, NY 10013
+1 (212) 219-1953

Landscape Architect
Gustafson Porter + Bowman
1 Cobham Mews
London, MW1 9SB
+44 020 7284 8950

Reed Hilderbrand LLC
33 Whitney Avenue, 3rd Floor
New Haven, CT 06510
+1 (617) 923-2422

Structural & Lighting
ARUP
77 Water Street
New York, NY 10005
+1 (212) 896-3000

MEPF & IT
BuroHappold
100 Broadway #23
New York, NY 10005
+1 (212) 616-0228

Civil
VHB
100 Great Oaks Blvd., Suite 118
Albany, NY 12203
+1 (518) 389-3606

AV & Acoustics
LSTN Consultants
76 Beaver Street, 2nd Floor
New York, NY 10005
+1 (347) 788-0810

Facade
Front Inc.
100 E. Broadway Street, #501
New York, NY 10002
+1 (212) 242-2220

Key Plan

Description	Date
50% Construction Documents	11/06/20

Project

Storm King Art Center Welcome Pavilions

Seal

NOT FOR CONSTRUCTION

Drawing Title
Code Summary

Date	11/06/20
Scale	Not to Scale
Drawing Number	A-W-004
Sheet Size	ARCH D

Occupancy Schedule - Ticketing - Ground Level					
Area Name	Area	Occupancy	Area Type	Building Code of New York State	
				Floor Area / Occupant	Occupant Load
Staff Waiting	72 SF	B	Gross	150	1
Ticketing	259 SF	M	Gross	60	5
Manager	129 SF	B	Gross	150	1
Electrical	9 SF	U	Net	300	1
					8

Life Safety Legend

Path of Travel

Non-Rated Wall

1-Hour Rated Wall

2-Hour Rated Wall

3-Hour Rated Wall

DOOR #

MAX OCCP LOAD

CLEAR WIDTH

WIDTH PER OCCP

ACTUAL OCCP LOAD

Door Egress Tag

AREA NAME

OCCUPANCY CATEGORY

AREA (SF)

AREA / OCCP OCCP LOAD

Area Occupancy Tag

TRAVEL PATH

X

Travel Path ID Tag

FE

Fire Extinguisher (Type A) Tag

FE

Fire Extinguisher (Type A-B) Tag

A-2 Assembly

A-3 Assembly

B Business

F-1 Moderate-Hazard Industrial

M Mercantile

U Utility/Miscellaneous

S-1 Moderate-Hazard Storage

Circulation

Owner
Storm King Art Center
1 Museum Road
New Windsor, NY 12553
+1 (845) 534-3115

Design Architect
heneghan peng architects
14-16 Lord Edward Street
Dublin, D02 YC63
+353 1 633 9000

Executive Architect
WXY Architecture + Urban Design
224 Centre Street, 5th Floor
New York, NY 10013
+1 (212) 219-1953

Landscape Architect
Gustafson Porter + Bowman
1 Cobham Mews
London, MW1 9SB
+44 020 7284 8950

Reed Hilderbrand LLC
33 Whitney Avenue, 3rd Floor
New Haven, CT 06510
+1 (617) 923-2422

Structural & Lighting
ARUP
77 Water Street
New York, NY 10005
+1 (212) 896-3000

MEPF & IT
BuroHappold
100 Broadway #23
New York, NY 10005
+1 (212) 616-0228

Civil
VHB
100 Great Oaks Blvd., Suite 118
Albany, NY 12203
+1 (518) 389-3606

AV & Acoustics
LSTN Consultants
76 Beaver Street, 2nd Floor
New York, NY 10005
+1 (347) 788-0810

Facade
Front Inc.
100 E. Broadway Street, #501
New York, NY 10002
+1 (212) 242-2220

Key Plan

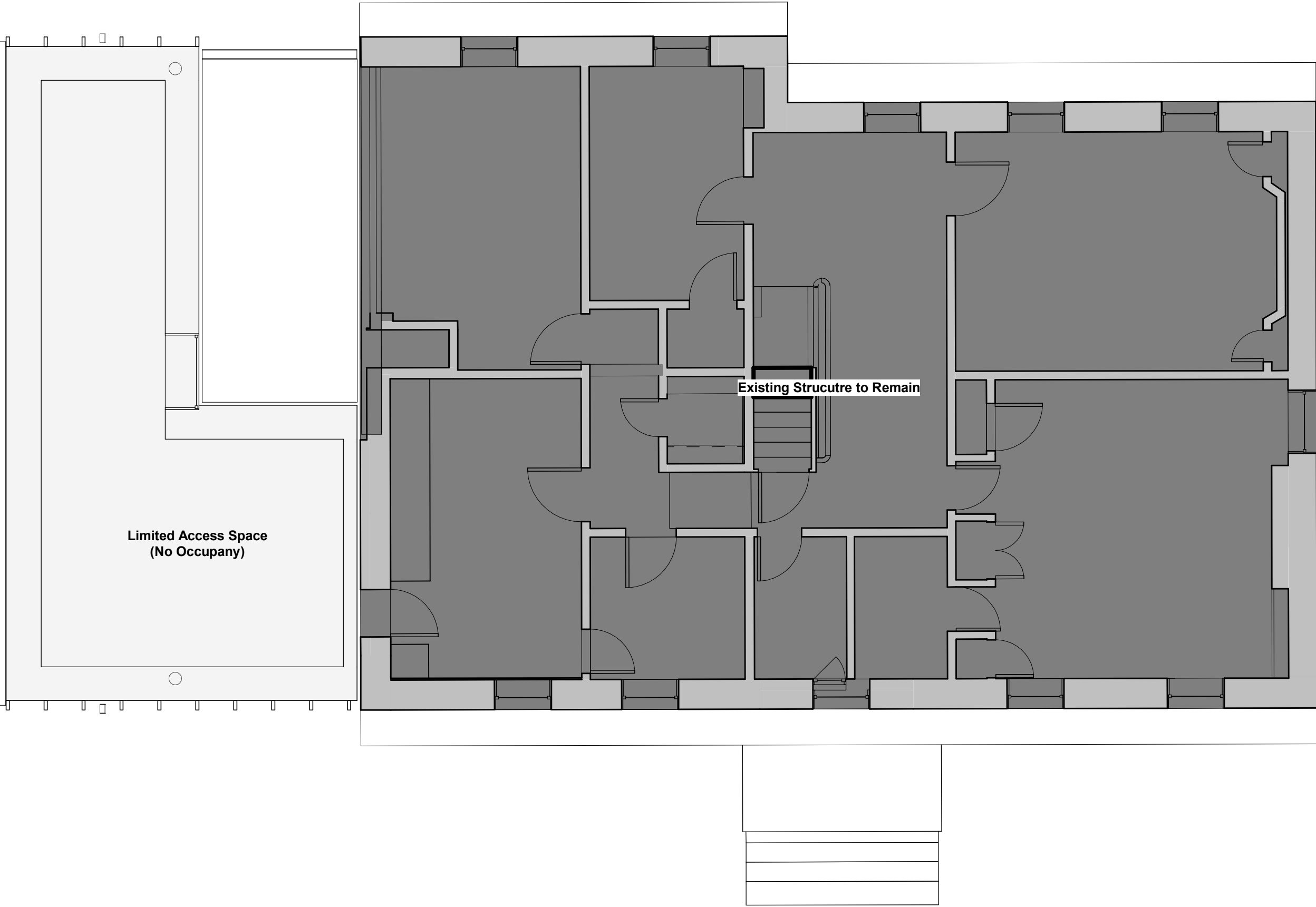
Description	Date
100% Design Development	05/29/20
50% Construction Documents	11/06/20

Project
Storm King
Art Center
Welcome Pavilions

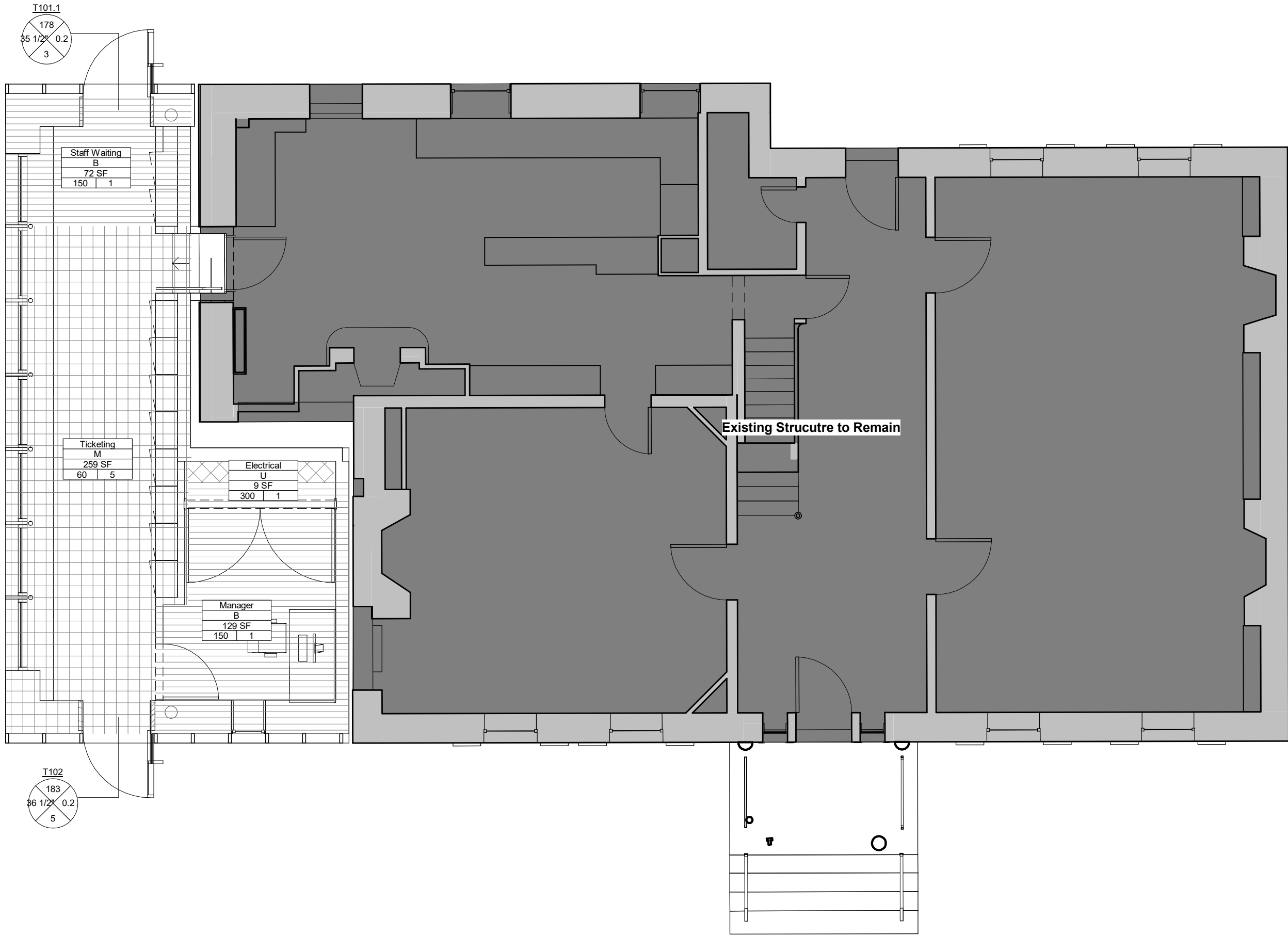
Seal

NOT FOR CONSTRUCTION
Drawing Title
Occupancy Load &
Exit Capacity -
Ticketing

Date	11/06/20
Scale	3/16"=1'-0"
Drawing Number	A-W-005
Sheet Size	ARCH D



2 Occupancy Plan - Ticketing - Second Level
3/16" = 1'-0"

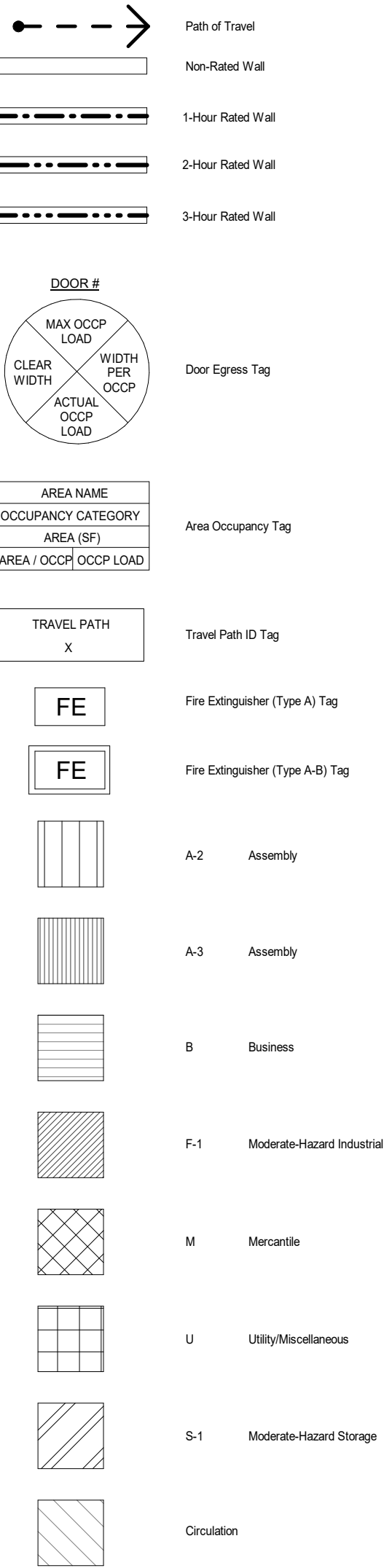


1 Occupancy Plan - Ticketing - Ground Level
3/16" = 1'-0"

Occupancy Schedule - Ticketing - Second Level					
Area Name	Area	Occupancy	Area Type	Building Code of New York State	
				Floor Area / Occupant	Occupant Load
Handwashing	506 SF	C	Gross	100	6
Mechanical	133 SF	U	Net	300	1
RR	42 SF	B	Gross	150	1
RR	42 SF	B	Gross	150	1
RR	42 SF	B	Gross	150	1
RR	42 SF	B	Gross	150	1
RR	42 SF	B	Gross	150	1
RR	42 SF	B	Gross	150	1
RR	42 SF	B	Gross	150	1
RR	42 SF	B	Gross	150	1
ADA/FAM RR	84 SF	B	Gross	150	1
ADA/FAM RR	84 SF	B	Gross	150	1
Sick Room	133 SF	B	Gross	150	1
Nursing	84 SF	B	Gross	150	1
CUST	42 SF	C	Gross	100	1

20

Life Safety Legend



Owner
Storm King Art Center
1 Museum Road
New Windsor, NY 12553
+1 (845) 534-3115

Design Architect
heneghan peng architects
14-16 Lord Edward Street
Dublin, D02 YC63
+353 1 633 9000

Executive Architect
WXY Architecture + Urban Design
224 Centre Street, 5th Floor
New York, NY 10013
+1 (212) 219-1953

Landscape Architect
Gustafson Porter + Bowman
1 Cobham Mews
London, MW1 9SB
+44 020 7284 8950

Reed Hilderbrand LLC
33 Whitney Avenue, 3rd Floor
New Haven, CT 06510
+1 (617) 923-2422

Structural & Lighting
ARUP
77 Water Street
New York, NY 10005
+1 (212) 896-3000

MEPF & IT
BuroHappold
100 Broadway #23
New York, NY 10005
+1 (212) 616-0228

Civil
VHB
100 Great Oaks Blvd., Suite 118
Albany, NY 12203
+1 (518) 389-3606

AV & Acoustics
LSTN Consultants
76 Beaver Street, 2nd Floor
New York, NY 10005
+1 (347) 788-0810

Facade
Front Inc.
100 E. Broadway Street, #501
New York, NY 10002
+1 (212) 242-2220

Key Plan



Description	Date
50% Construction Documents	11/06/20

Project

Storm King Art Center **Welcome Pavilions**

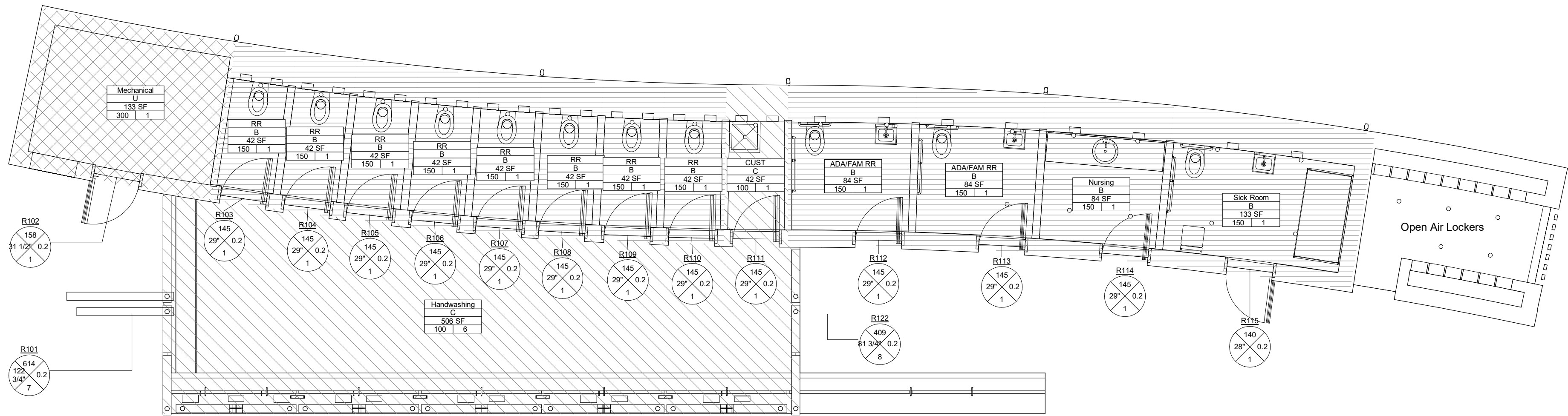
Seal

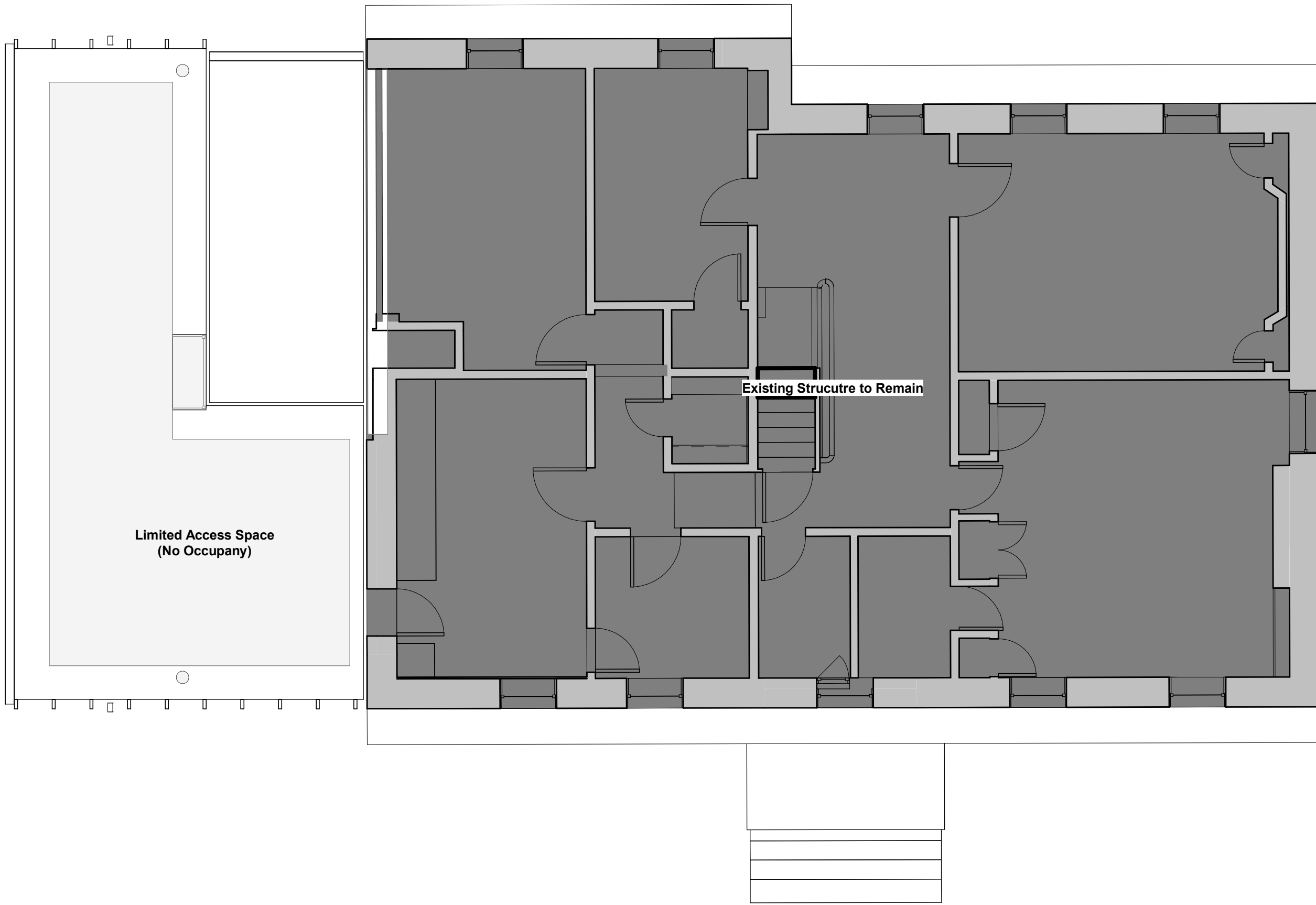
NOT FOR CONSTRUCTION

Drawing Title

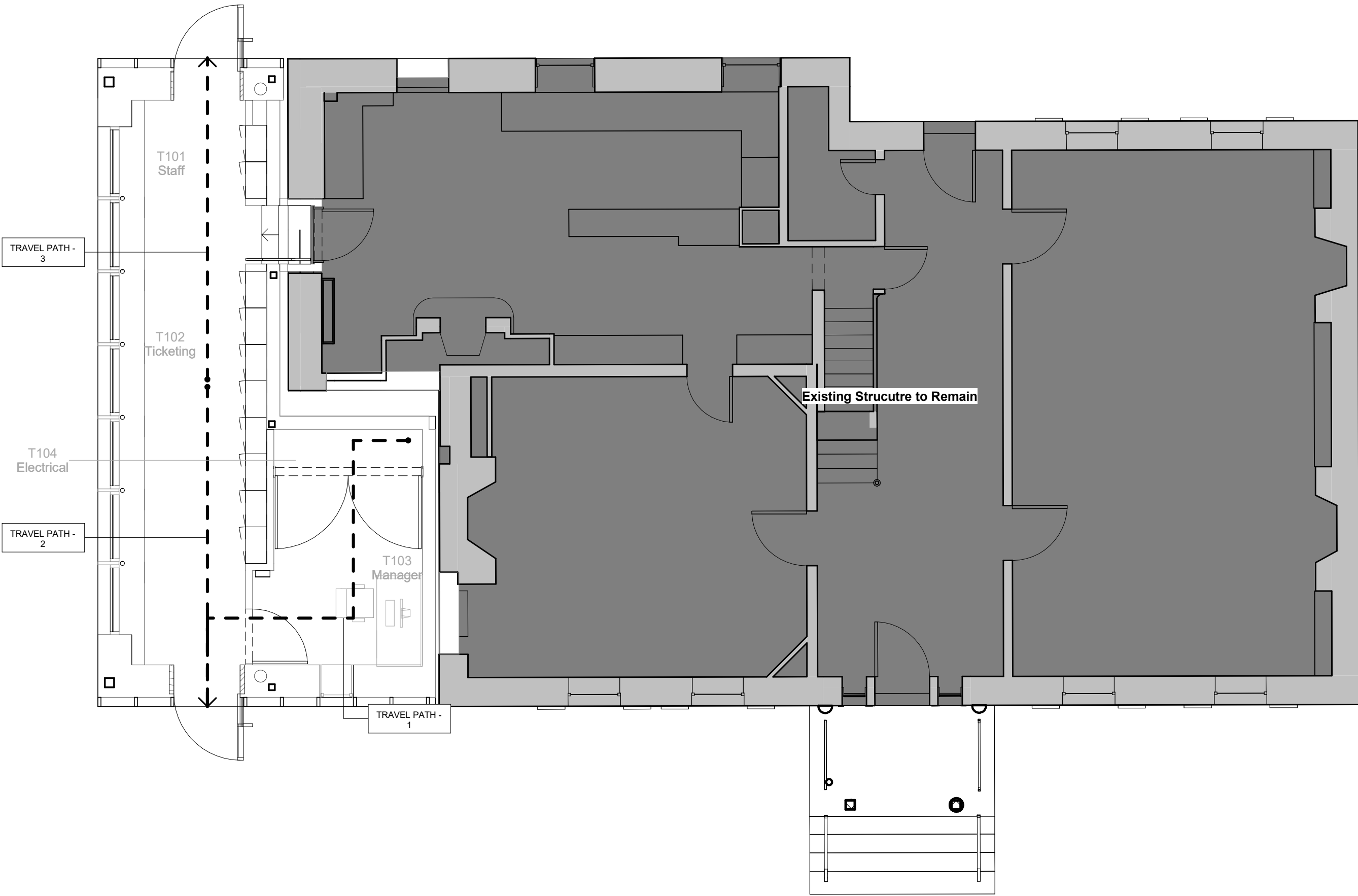
Occupancy Load & Exit Capacity - Restroom

Date	11/06/20
Scale	3/16" = 1'-0"
Drawing Number	A-W-006
Sheet Size	ARCH D





1 Egress Plan - Ticketing - Second Level
3/16" = 1'-0"



2 Egress Plan - Ticketing - Ground Level
3/16" = 1'-0"

Egress Travel Paths - Ticketing	
Travel Path	Travel Distances
1	25' - 7"
2	17' - 6"
3	17' - 7 1/2"

Life Safety Legend

Path of Travel

Non-Rated Wall

1-Hour Rated Wall

2-Hour Rated Wall

3-Hour Rated Wall

DOOR #

MAX OCCUP LOAD

CLEAR WIDTH

WIDTH PER OCCUP

ACTUAL OCCUP LOAD

Door Egress Tag

AREA NAME

OCCUPANCY CATEGORY

AREA (SF)

AREA / OCCUP / OCCUP LOAD

Area Occupancy Tag

TRAVEL PATH

X

Travel Path ID Tag

FE

Fire Extinguisher (Type A) Tag

FE

Fire Extinguisher (Type A-B) Tag

A-2 Assembly

A-3 Assembly

B Business

F-1 Moderate-Hazard Industrial

M Mercantile

U Utility/Miscellaneous

S-1 Moderate-Hazard Storage

Circulation

Owner
Storm King Art Center
1 Museum Road
New Windsor, NY 12553
+1 (845) 534-3115

Design Architect
heneghan peng architects
14-16 Lord Edward Street
Dublin, D02 YC63
+353 1 633 9000

Executive Architect
WXY Architecture + Urban Design
224 Centre Street, 5th Floor
New York, NY 10013
+1 (212) 219-1953

Landscape Architect
Gustafson Porter + Bowman
1 Cobham Mews
London, MW1 9SB
+44 020 7284 8950

Reed Hilderbrand LLC
33 Whitney Avenue, 3rd Floor
New Haven, CT 06510
+1 (617) 923-2422

Structural & Lighting
ARUP
77 Water Street
New York, NY 10005
+1 (212) 896-3000

MEPF & IT
BuroHappold
100 Broadway #23
New York, NY 10005
+1 (212) 616-0228

Civil
VHB
100 Great Oaks Blvd., Suite 118
Albany, NY 12203
+1 (518) 389-3606

AV & Acoustics
LSTN Consultants
76 Beaver Street, 2nd Floor
New York, NY 10005
+1 (347) 788-0810

Facade
Front Inc.
100 E. Broadway Street, #501
New York, NY 10002
+1 (212) 242-2220

Key Plan

N

Description	Date
100% Design Development	05/29/20
50% Construction Documents	11/06/20

Project

Storm King
Art Center

Welcome
Pavilions

Seal

NOT FOR CONSTRUCTION

Drawing Title

Fire Safety & Egress
Distance - Ticketing

Date	11/06/20
Scale	3/16"=1'-0"
Drawing Number	A-W-007
Sheet Size	ARCH D

Egress Travel Paths - Restroom	
Travel Path	Travel Distances
2	10' - 7 1/2"
3	9' - 11 1/2"
4	28' - 0 3/4"
5	28' - 5"
6	14' - 4"

Life Safety Legend

Path of Travel

Non-Rated Wall

1-Hour Rated Wall

2-Hour Rated Wall

3-Hour Rated Wall

DOOR #

MAX OCCP LOAD

CLEAR WIDTH

WIDTH PER OCCP

ACTUAL OCCP LOAD

Door Egress Tag

AREA NAME

OCCUPANCY CATEGORY

AREA (SF)

AREA / OCCP OCCP LOAD

Area Occupancy Tag

TRAVEL PATH

X

Travel Path ID Tag

FE

Fire Extinguisher (Type A) Tag

FE

Fire Extinguisher (Type A-B) Tag

A-2 Assembly

A-3 Assembly

B Business

F-1 Moderate-Hazard Industrial

M Mercantile

U Utility/Miscellaneous

S-1 Moderate-Hazard Storage

Circulation

Owner
Storm King Art Center
1 Museum Road
New Windsor, NY 12553
+1 (845) 534-3115

Design Architect
heneghan peng architects
14-16 Lord Edward Street
Dublin, D02 YC63
+353 1 633 9000

Executive Architect
WXY Architecture + Urban Design
224 Centre Street, 5th Floor
New York, NY 10013
+1 (212) 219-1953

Landscape Architect
Gustafson Porter + Bowman
1 Cobham Mews
London, MW1 9SB
+44 020 7284 8950

Reed Hilderbrand LLC
33 Whitney Avenue, 3rd Floor
New Haven, CT 06510
+1 (617) 923-2422

Structural & Lighting
ARUP
77 Water Street
New York, NY 10005
+1 (212) 896-3000

MEPF & IT
BuroHappold
100 Broadway #23
New York, NY 10005
+1 (212) 616-0228

Civil
VHB
100 Great Oaks Blvd., Suite 118
Albany, NY 12203
+1 (518) 389-3606

AV & Acoustics
LSTN Consultants
76 Beaver Street, 2nd Floor
New York, NY 10005
+1 (347) 788-0810

Facade
Front Inc.
100 E. Broadway Street, #501
New York, NY 10002
+1 (212) 242-2220

Key Plan

N

Description

Date

50% Construction Documents

11/06/20

Project

Storm King
Art Center

**Welcome
Pavilions**

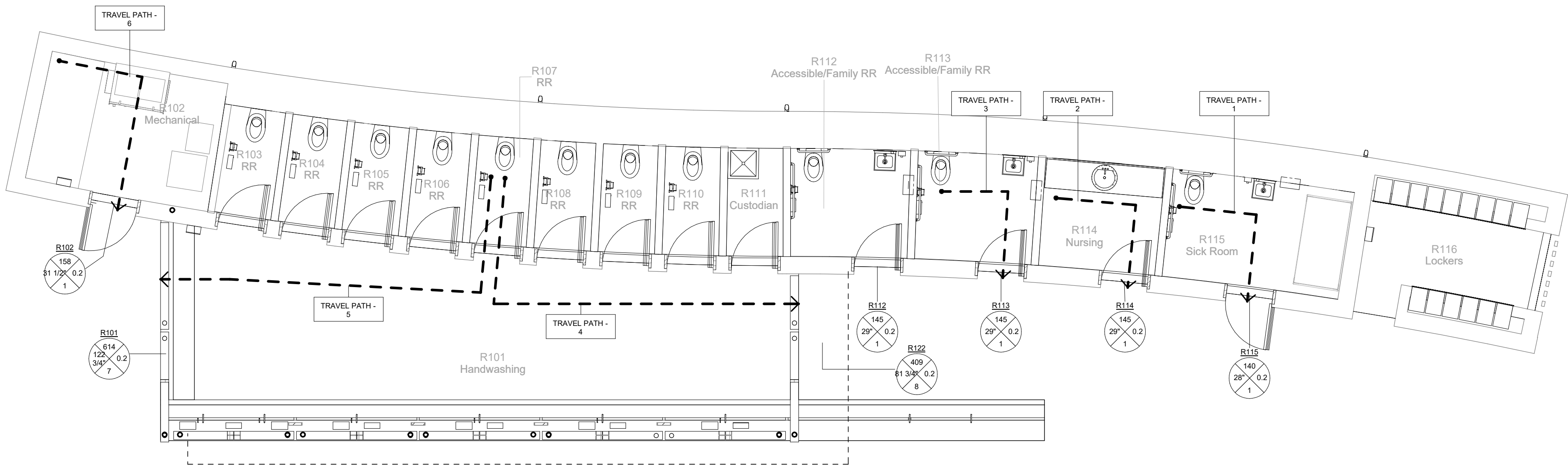
Seal

NOT FOR CONSTRUCTION

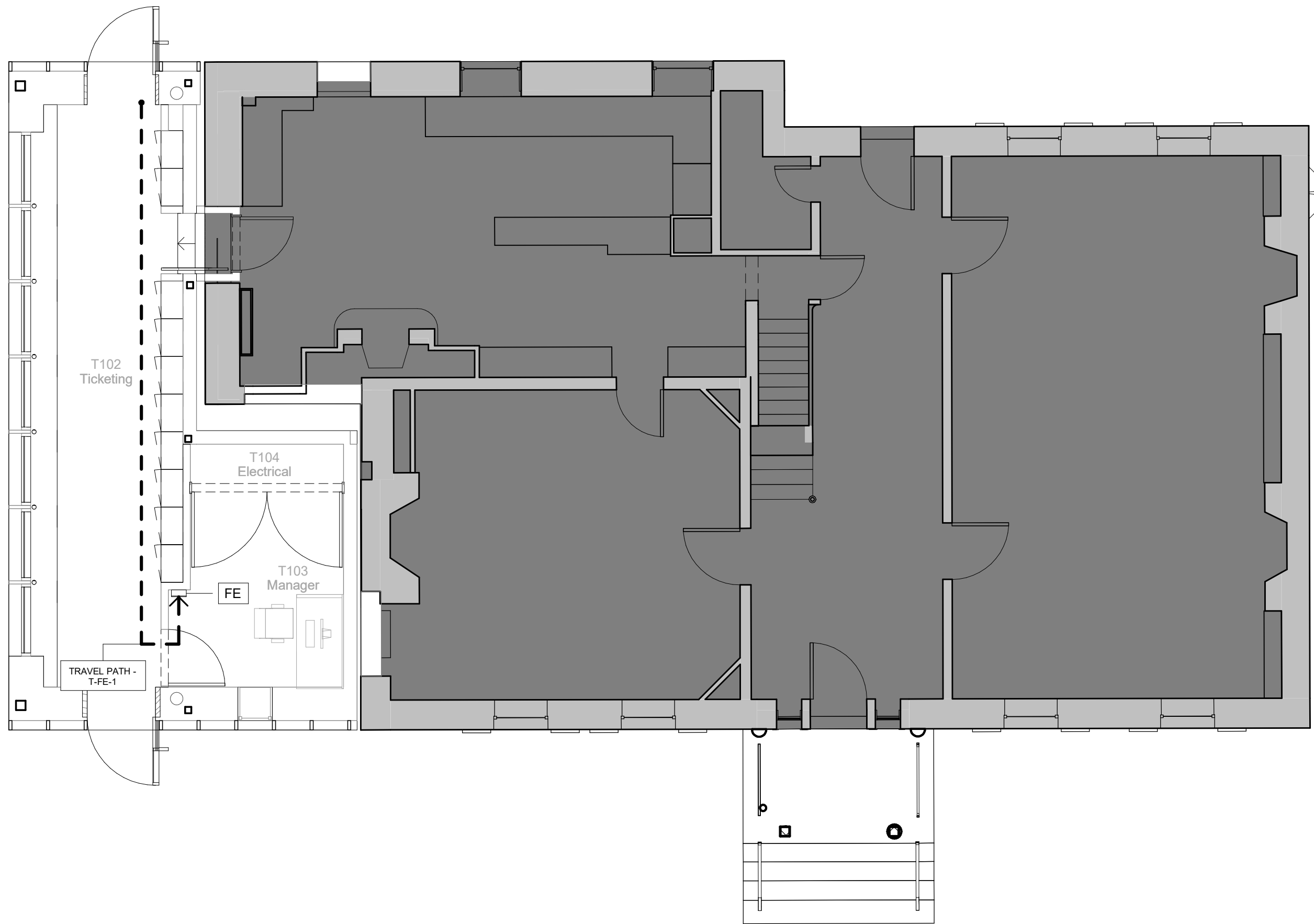
Drawing Title

Fire Safety & Egress
Distance - Restroom

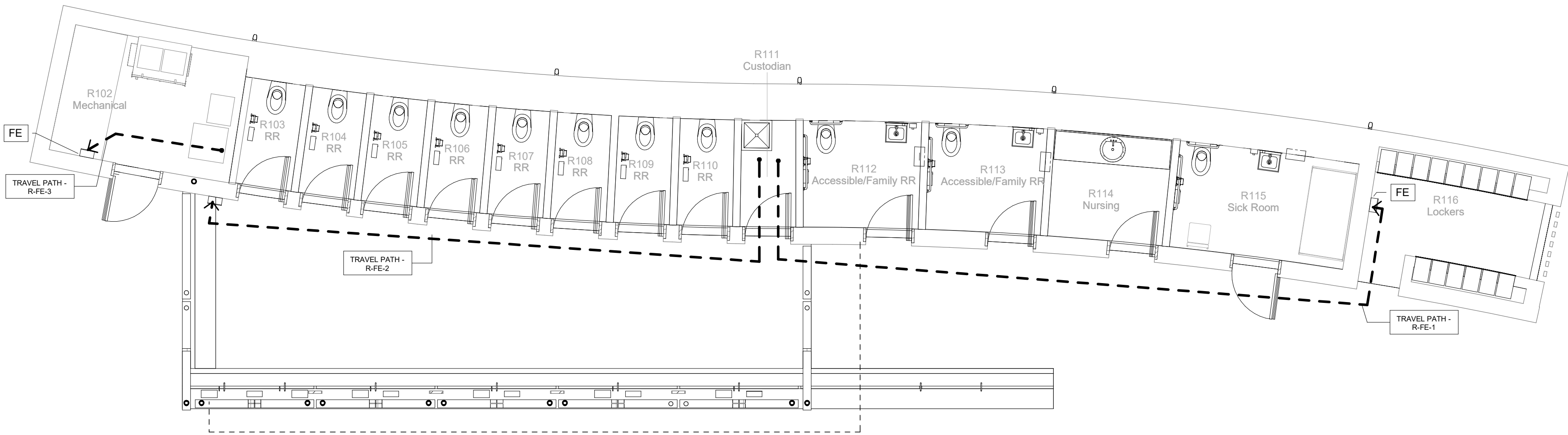
Date	11/06/20
Scale	3/16" = 1'-0"
Drawing Number	A-W-008
Sheet Size	ARCH D



1 Egress Plan - Restroom - Ground Level
3/16" = 1'-0"



1 Fire Extinguisher Plan - Ticketing - Ground Level
3/16" = 1'-0"

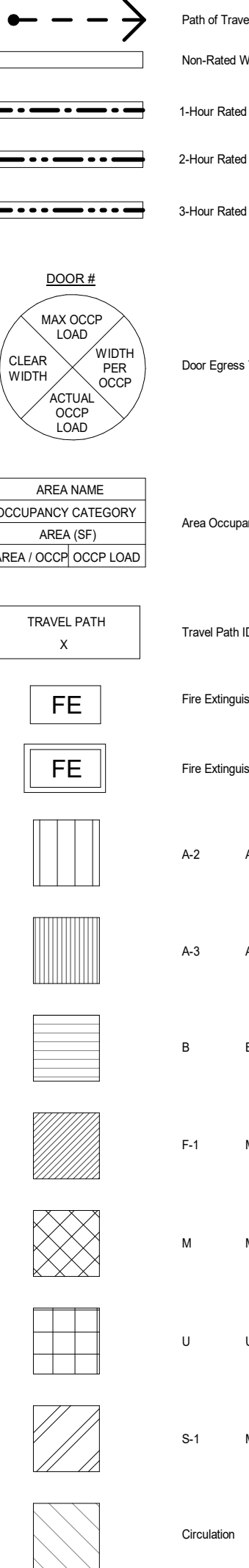


2 Fire Extinguisher Plan - Restroom - Ground Level
3/16" = 1'-0"

FE Travel Paths - Ticketing	
Travel Path	Travel Distance
T-FE-1	33' - 3"

FE Travel Paths - Restroom	
Travel Path	Travel Distance
R-FE-1	52' - 7"
R-FE-2	44' - 7"
R-FE-3	9' - 2 1/2"

Life Safety Legend



Owner
Storm King Art Center
1 Museum Road
New Windsor, NY 12553
+1 (845) 534-3115

Design Architect
heneghan peng architects
14-16 Lord Edward Street
Dublin, D02 YC63
+353 1 633 9000

Executive Architect
WXY Architecture + Urban Design
224 Centre Street, 5th Floor
New York, NY 10013
+1 (212) 219-1953

Landscape Architect
Gustafson Porter + Bowman
1 Cobham Mews
London, MW1 9SB
+44 020 7284 8950

Reed Hilderbrand LLC
33 Whitney Avenue, 3rd Floor
New Haven, CT 06510
+1 (617) 923-2422

Structural & Lighting
ARUP
77 Water Street
New York, NY 10005
+1 (212) 896-3000

MEPF & IT
BuroHappold
100 Broadway #23
New York, NY 10005
+1 (212) 616-0228

Civil
VHB
100 Great Oaks Blvd., Suite 118
Albany, NY 12203
+1 (518) 389-3606

AV & Acoustics
LSTN Consultants
76 Beaver Street, 2nd Floor
New York, NY 10005
+1 (347) 788-0810

Facade
Front Inc.
100 E. Broadway Street, #501
New York, NY 10002
+1 (212) 242-2220

Key Plan

N	
Description	Date
50% Construction Documents	11/06/20

Project
Storm King
Art Center
**Welcome
Pavilions**

Seal

NOT FOR CONSTRUCTION
Drawing Title
Fire Extinguisher
Locations

Date	11/06/20
Scale	3/16" = 1'-0"
Drawing Number	A-W-009
Sheet Size	ARCH D



Owner
Storm King Art Center
1 Museum Road
New Windsor, NY 12553
+1 (845) 534-3115

Design Architect
heneghan peng architects
14-16 Lord Edward Street
Dublin, D02 YC63
+353 1 633 9000

Executive Architect
WXY Architecture + Urban Design
224 Centre Street, 5th Floor
New York, NY 10013
+1 (212) 219-1953

Landscape Architect
Gustafson Porter + Bowman
1 Cobham Mews
London, MW1 9SB
+44 020 7284 8950

Reed Hilderbrand LLC
33 Whitney Avenue, 3rd Floor
New Haven, CT 06510
+1 (617) 923-2422

Structural & Lighting
ARUP
77 Water Street
New York, NY 10005
+1 (212) 896-3000

MEPF & IT
BuroHappold
100 Broadway #23
New York, NY 10005
+1 (212) 616-0228

Civil
VHB
100 Great Oaks Blvd., Suite 118
Albany, NY 12203
+1 (518) 389-3606

AV & Acoustics
LSTN Consultants
76 Beaver Street, 2nd Floor
New York, NY 10005
+1 (347) 788-0810

Facade
Front Inc.
100 E. Broadway Street, #501
New York, NY 10002
+1 (212) 242-2220

Key Plan

N	
Description	Date
50% Design Development	02/24/20
100% Design Development	05/29/20
50% Construction Documents	11/06/20

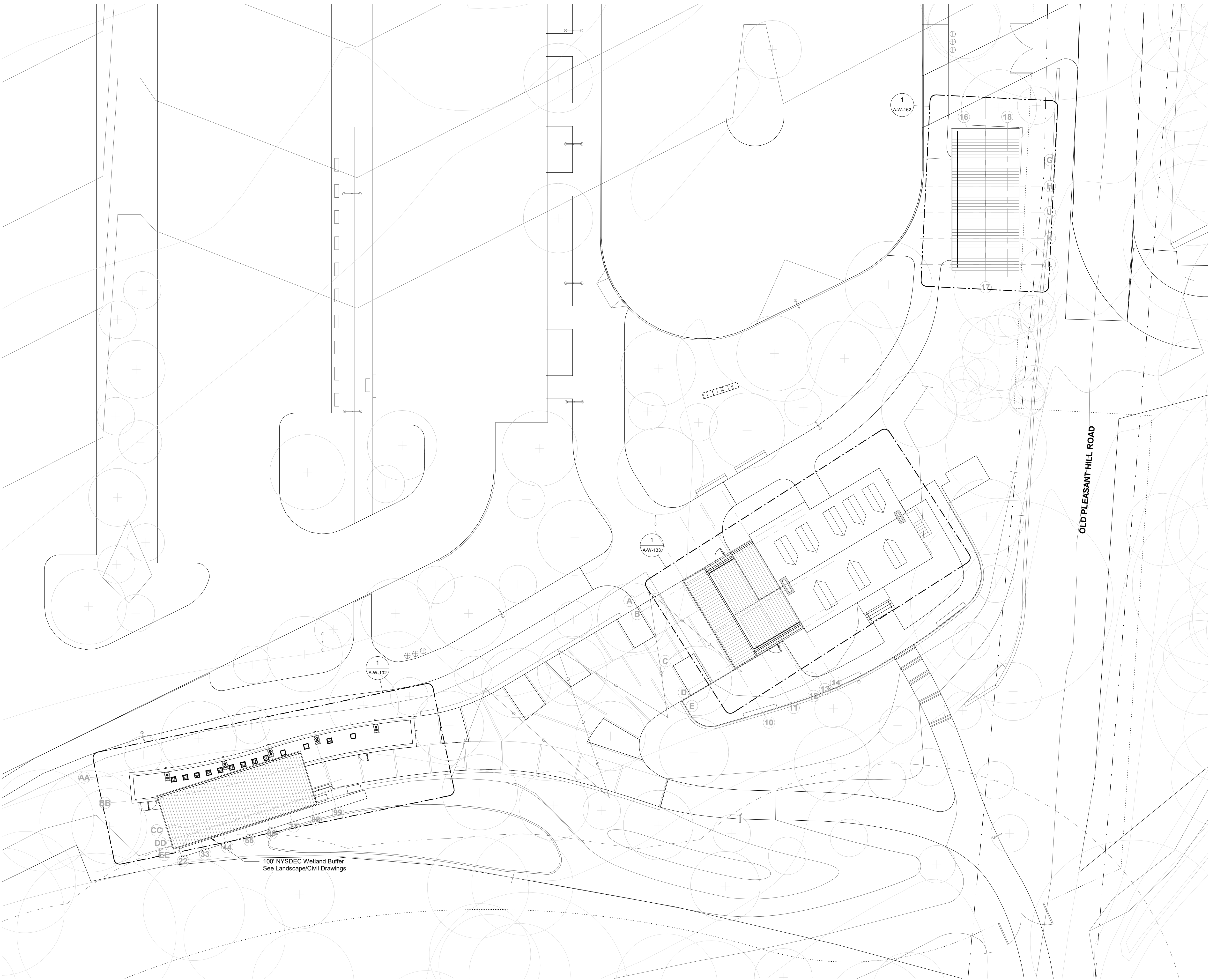
Project

Storm King Art Center Welcome Pavilions

Seal

NOT FOR CONSTRUCTION
Drawing Title
Site Plan - Property

Date	11/06/20
Scale	1/64" = 1'-0"
Drawing Number	A-W-011
Sheet Size	ARCH D



Owner
Storm King Art Center
1 Museum Road
New Windsor, NY 12553
+1 (845) 534-3115

Design Architect
heneghan peng architects
14-16 Lord Edward Street
Dublin, D02 YC63
+353 1 633 9000

Executive Architect
WXY Architecture + Urban Design
224 Centre Street, 5th Floor
New York, NY 10013
+1 (212) 219-1953

Landscape Architect
Gustafson Porter + Bowman
1 Cobham Mews
London, MW1 9SB
+44 020 7284 8950

Reed Hilderbrand LLC
33 Whitney Avenue, 3rd Floor
New Haven, CT 06510
+1 (617) 923-2422

Structural & Lighting
ARUP
77 Water Street
New York, NY 10005
+1 (212) 896-3000

MEPF & IT
BuroHappold
100 Broadway #23
New York, NY 10005
+1 (212) 616-0228

Civil
VHB
100 Great Oaks Blvd., Suite 118
Albany, NY 12203
+1 (518) 389-3606

AV & Acoustics
LSTN Consultants
76 Beaver Street, 2nd Floor
New York, NY 10005
+1 (347) 788-0810

Facade
Front Inc.
100 E. Broadway Street, #501
New York, NY 10002
+1 (212) 242-2220

Key Plan



Description	Date
50% Design Development	02/24/20
100% Design Development	05/29/20
50% Construction Documents	11/06/20

Project

Storm King
Art Center
Welcome
Pavilions

Seal

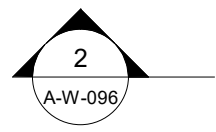
NOT FOR CONSTRUCTION

Drawing Title
Site Plan - Building

Date	11/06/20
Scale	1/16" = 1'-0"
Drawing Number	A-W-012
Sheet Size	ARCH D

Existing opening in basement wall to be filled with CMU block with integratedwith drainage board on exterior as per the north elevation of the Scandrett basement wall.

Basement stair to be demolished



Scandrett General Notes

1. Infill & repair of post demolition existing extrior and interior walls as it related to the Ticketing Addition.
2. Design and Structural team. recommend exterior masonry walls are repointed within the next 5-10 years.
3. Inspect and repair any window leaks and/or damage.
4. Cleaning of exisiting exterior facade.
5. Inspect and repair any door leaks and/or damage.
6. New roof over the 1742 built portion of Scandrett House will be considered part of the Ticketing Addition.
7. Inspect and patch and roof leaks.
8. Ensure all vents are cleaned to ensure proper ventilation.
9. Clean and repair all gutters and downpipes.
10. Clear out the interior of Scandrett House including furniture, storage materials, carpets, and loose floor finishings. Check for loose nails. and/or other trip hazards.
11. Tidy up landscape without a wholesale removal. Selective trimming of vines.
12. Check vents to the basement and cellar to ensure undefloor spaces are ventilated properly.
13. Painting of exterior window frames and shutters.
14. Evaluate for any termite damage.

Owner

Storm King Art Center
1 Museum Road
New Windsor, NY 12553
+1 (845) 534-3115

Design Architect

heneghan peng architects
14-16 Lord Edward Street
Dublin, D02 YC63
+353 1 633 9000

Executive Architect

WXY Architecture + Urban Design
224 Centre Street, 5th Floor
New York, NY 10013
+1 (212) 219-1953

Landscape Architect

Gustafson Porter + Bowman
1 Cobham Mews
London, MW1 9SB
+44 020 7284 8950

Reed Hilderbrand LLC

33 Whitney Avenue, 3rd Floor
New Haven, CT 06510
+1 (617) 923-2422

Structural & Lighting

ARUP
77 Water Street
New York, NY 10005
+1 (212) 896-3000

MEPF & IT

BuroHappold
100 Broadway #23
New York, NY 10005
+1 (212) 616-0228

Civil

VHB
100 Great Oaks Blvd., Suite 118
Albany, NY 12203
+1 (518) 389-3606

AV & Acoustics

LSTN Consultants
76 Beaver Street, 2nd Floor
New York, NY 10005
+1 (347) 788-0810

Facade

Front Inc.
100 E. Broadway Street, #501
New York, NY 10002
+1 (212) 242-2220

Key Plan



Description	Date
100% Design Development	05/29/20
50% Construction Documents	11/06/20

Project

Storm King Art Center Welcome Pavilions

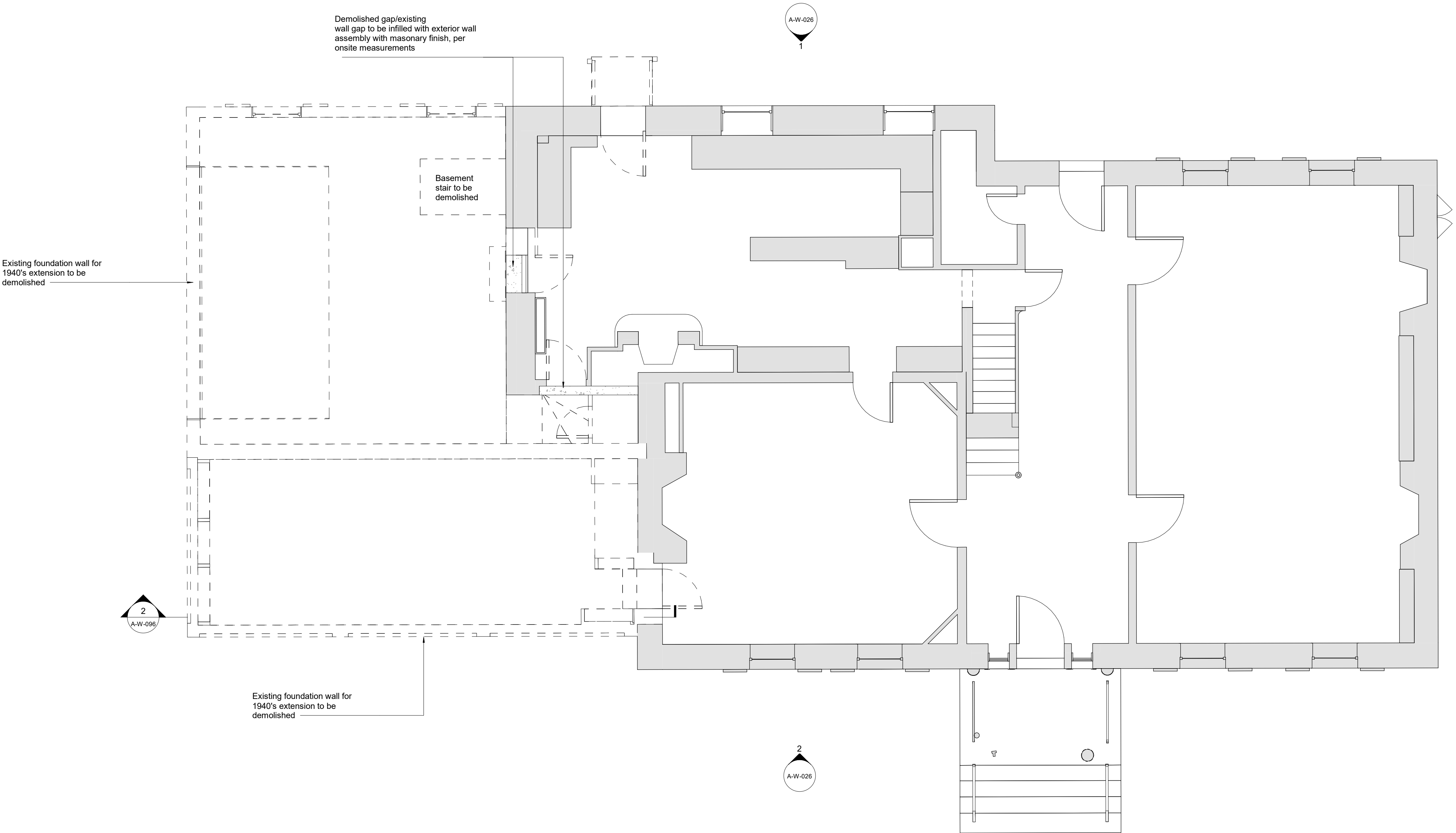
Seal

NOT FOR CONSTRUCTION

Drawing Title

Scandrett - Demolition Plan - Cellar Level

Date	11/06/20
Scale	1/4" = 1'-0"
Drawing Number	A-W-021
Sheet Size	ARCH D



Owner
Storm King Art Center
1 Museum Road
New Windsor, NY 12553
+1 (845) 534-3115

Design Architect
heneghan peng architects
14-16 Lord Edward Street
Dublin, D02 YC63
+353 1 633 9000

Executive Architect
WXY Architecture + Urban Design
224 Centre Street, 5th Floor
New York, NY 10013
+1 (212) 219-1953

Landscape Architect
Gustafson Porter + Bowman
1 Cobham Mews
London, MW1 9SB
+44 020 7284 8950

Reed Hilderbrand LLC
33 Whitney Avenue, 3rd Floor
New Haven, CT 06510
+1 (617) 923-2422

Structural & Lighting
ARUP
77 Water Street
New York, NY 10005
+1 (212) 896-3000

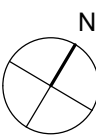
MEPF & IT
BuroHappold
100 Broadway #23
New York, NY 10005
+1 (212) 616-0228

Civil
VHB
100 Great Oaks Blvd., Suite 118
Albany, NY 12203
+1 (518) 389-3606

AV & Acoustics
LSTN Consultants
76 Beaver Street, 2nd Floor
New York, NY 10005
+1 (347) 788-0810

Facade
Front Inc.
100 E. Broadway Street, #501
New York, NY 10002
+1 (212) 242-2220

Key Plan



Description	Date
100% Design Development	05/29/20
50% Construction Documents	11/06/20

Project

Storm King Art Center Welcome Pavilions

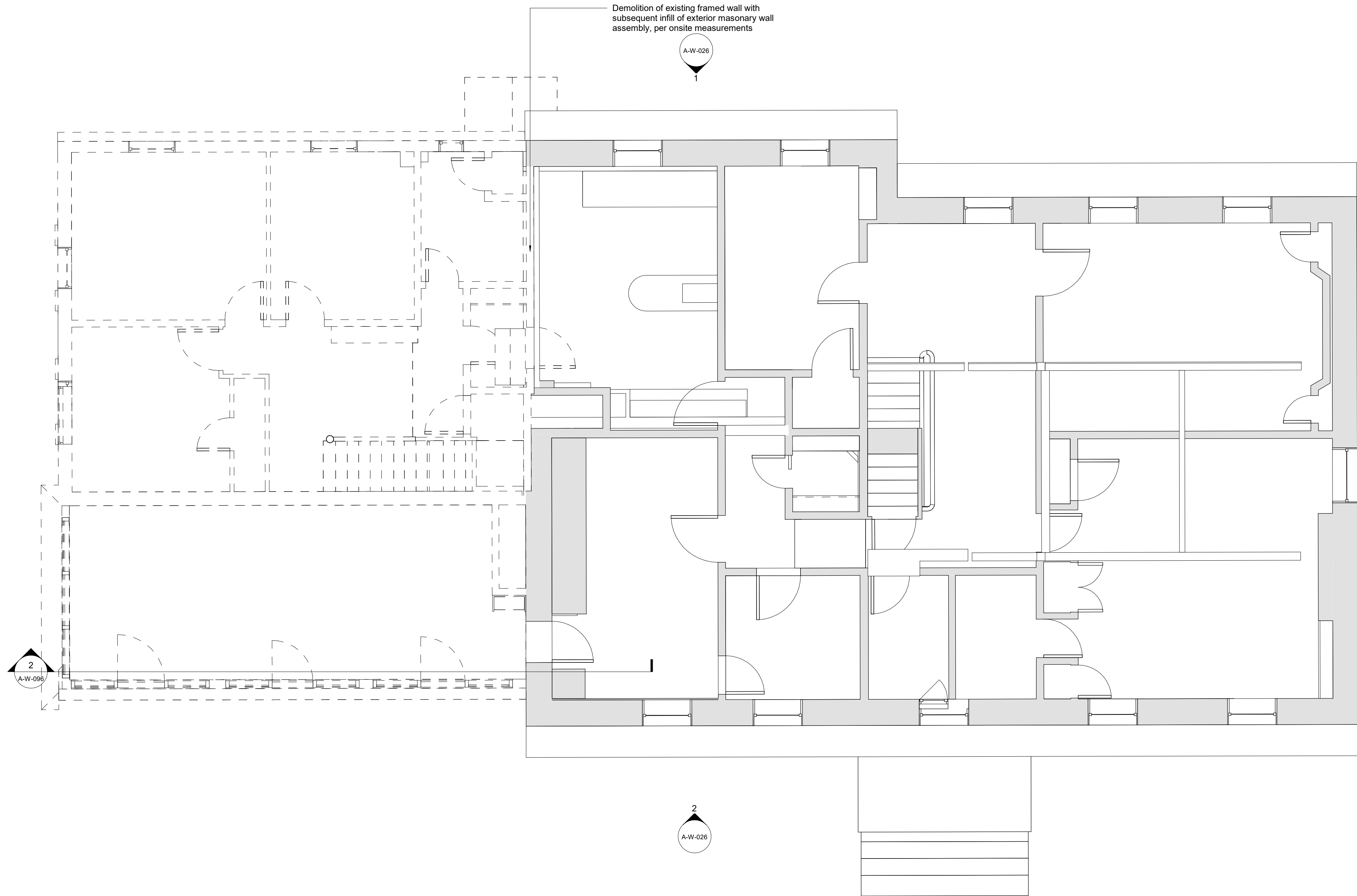
Seal

NOT FOR CONSTRUCTION

Drawing Title

Scandrett - Demolition Plan - Ground Level

Date	11/06/20
Scale	1/4" = 1'-0"
Drawing Number	A-W-022
Sheet Size	ARCH D



Owner
Storm King Art Center
1 Museum Road
New Windsor, NY 12553
+1 (845) 534-3115

Design Architect
heneghan peng architects
14-16 Lord Edward Street
Dublin, D02 YC63
+353 1 633 9000

Executive Architect
WXY Architecture + Urban Design
224 Centre Street, 5th Floor
New York, NY 10013
+1 (212) 219-1953

Landscape Architect
Gustafson Porter + Bowman
1 Cobham Mews
London, MW1 9SB
+44 020 7284 8950

Reed Hilderbrand LLC
33 Whitney Avenue, 3rd Floor
New Haven, CT 06510
+1 (617) 923-2422

Structural & Lighting
ARUP
77 Water Street
New York, NY 10005
+1 (212) 896-3000

MEPF & IT
BuroHappold
100 Broadway #23
New York, NY 10005
+1 (212) 616-0228

Civil
VHB
100 Great Oaks Blvd., Suite 118
Albany, NY 12203
+1 (518) 389-3606

AV & Acoustics
LSTN Consultants
76 Beaver Street, 2nd Floor
New York, NY 10005
+1 (347) 788-0810

Facade
Front Inc.
100 E. Broadway Street, #501
New York, NY 10002
+1 (212) 242-2220

Key Plan



Description	Date
100% Design Development	05/29/20
50% Construction Documents	11/06/20

Project

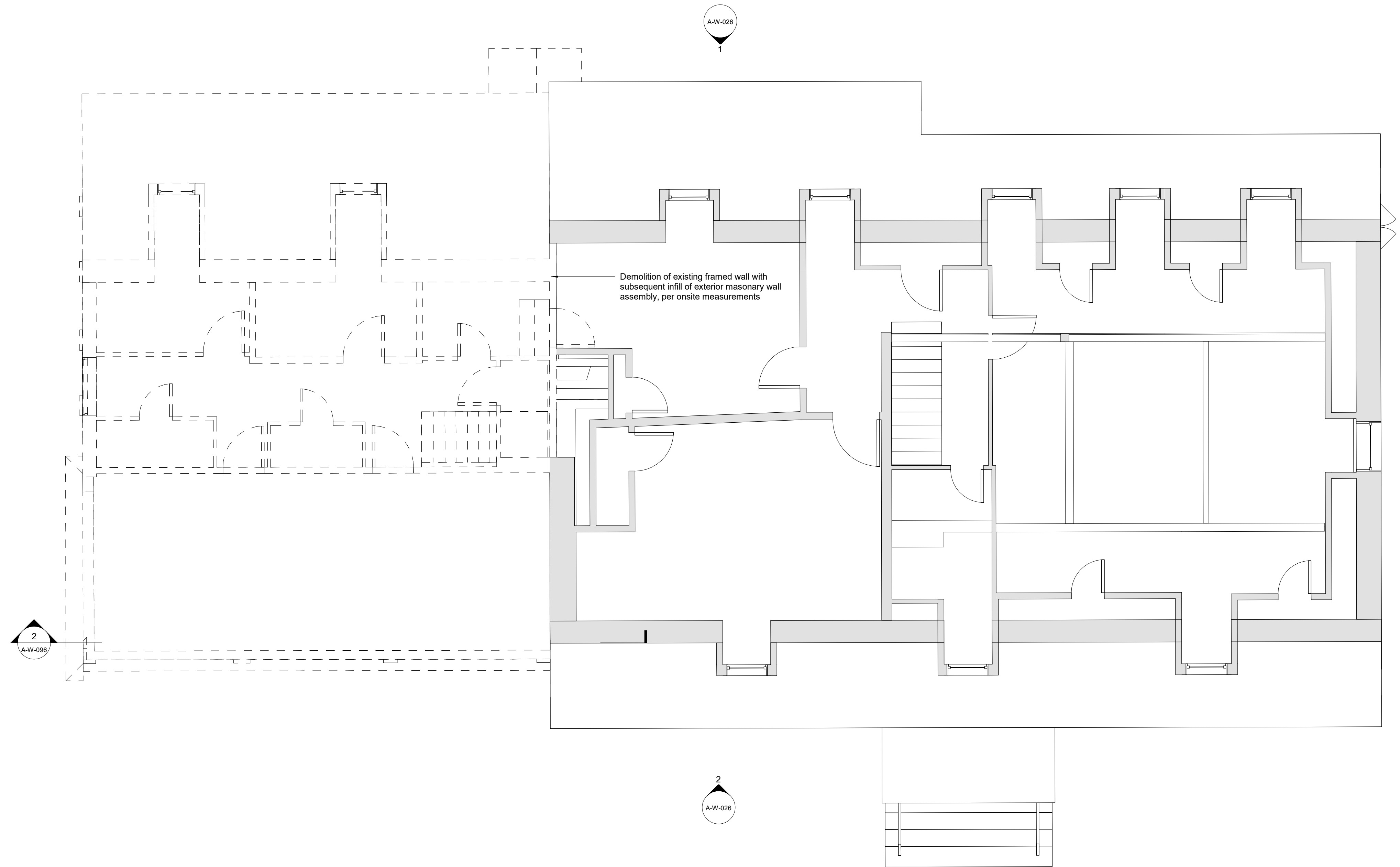
Storm King Art Center Welcome Pavilions

Seal

NOT FOR CONSTRUCTION

Drawing Title
Scandrett -
Demolition Plan -
Second Level

Date	11/06/20
Scale	1/4" = 1'-0"
Drawing Number	A-W-023
Sheet Size	ARCH D



Owner
Storm King Art Center
1 Museum Road
New Windsor, NY 12553
+1 (845) 534-3115

Design Architect
heneghan peng architects
14-16 Lord Edward Street
Dublin, D02 YC63
+353 1 633 9000

Executive Architect
WXY Architecture + Urban Design
224 Centre Street, 5th Floor
New York, NY 10013
+1 (212) 219-1953

Landscape Architect
Gustafson Porter + Bowman
1 Cobham Mews
London, MW1 9SB
+44 020 7284 8950

Reed Hilderbrand LLC
33 Whitney Avenue, 3rd Floor
New Haven, CT 06510
+1 (617) 923-2422

Structural & Lighting
ARUP
77 Water Street
New York, NY 10005
+1 (212) 896-3000

MEPF & IT
BuroHappold
100 Broadway #23
New York, NY 10005
+1 (212) 616-0228

Civil
VHB
100 Great Oaks Blvd., Suite 118
Albany, NY 12203
+1 (518) 389-3606

AV & Acoustics
LSTN Consultants
76 Beaver Street, 2nd Floor
New York, NY 10005
+1 (347) 788-0810

Facade
Front Inc.
100 E. Broadway Street, #501
New York, NY 10002
+1 (212) 242-2220

Key Plan

Description	Date
100% Design Development	05/29/20
50% Construction Documents	11/06/20

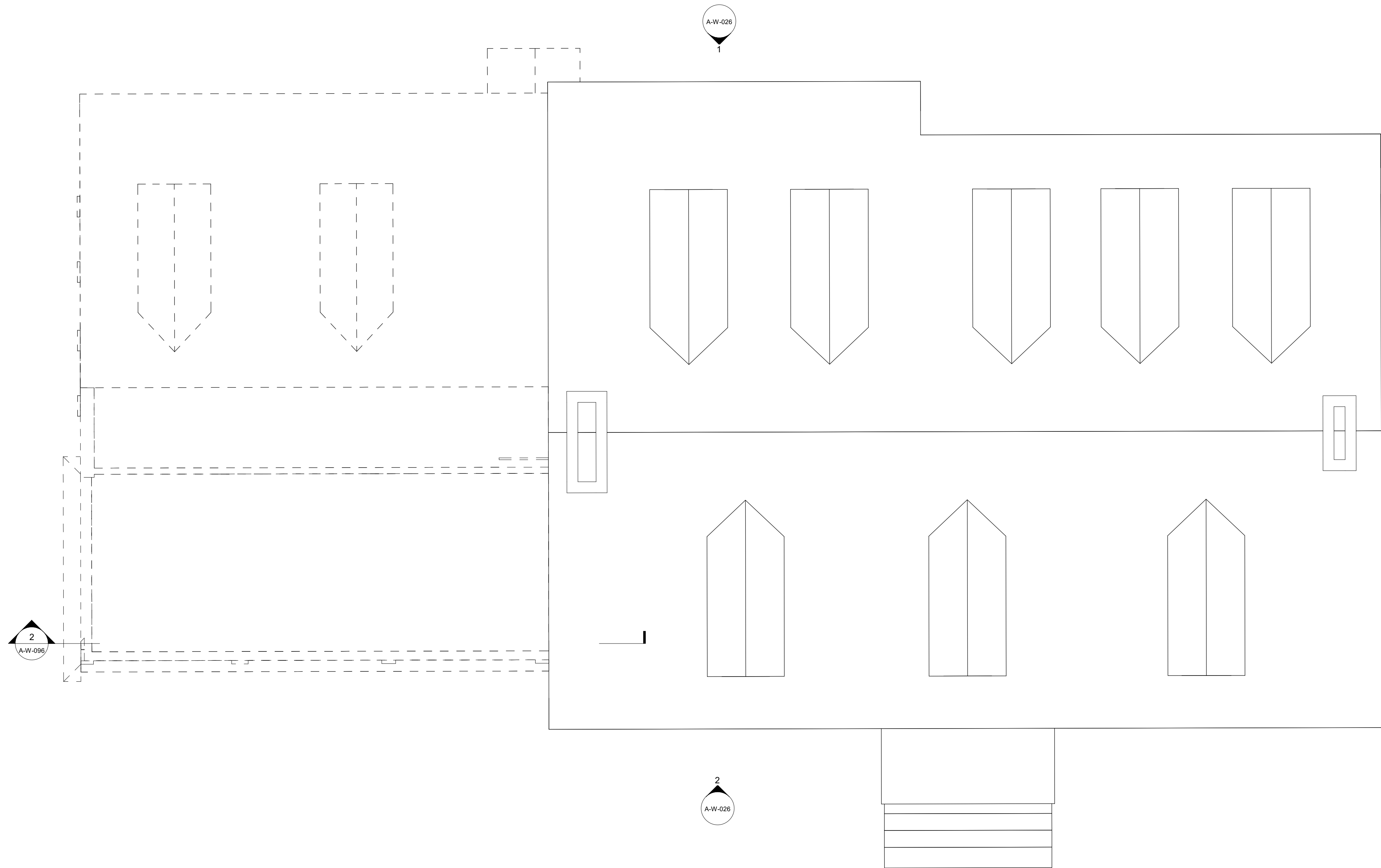
Project

Storm King Art Center Welcome Pavilions

Seal

NOT FOR CONSTRUCTION
Drawing Title
Scandrett -
Demolition Plan -
Third Level

Date	11/06/20
Scale	1/4" = 1'-0"
Drawing Number	A-W-024
Sheet Size	ARCH D



Owner
Storm King Art Center
1 Museum Road
New Windsor, NY 12553
+1 (845) 534-3115

Design Architect
heneghan peng architects
14-16 Lord Edward Street
Dublin, D02 YC63
+353 1 633 9000

Executive Architect
WXY Architecture + Urban Design
224 Centre Street, 5th Floor
New York, NY 10013
+1 (212) 219-1953

Landscape Architect
Gustafson Porter + Bowman
1 Cobham Mews
London, MW1 9SB
+44 020 7284 8950

Reed Hilderbrand LLC
33 Whitney Avenue, 3rd Floor
New Haven, CT 06510
+1 (617) 923-2422

Structural & Lighting
ARUP
77 Water Street
New York, NY 10005
+1 (212) 896-3000

MEPF & IT
BuroHappold
100 Broadway #23
New York, NY 10005
+1 (212) 616-0228

Civil
VHB
100 Great Oaks Blvd., Suite 118
Albany, NY 12203
+1 (518) 389-3606

AV & Acoustics
LSTN Consultants
76 Beaver Street, 2nd Floor
New York, NY 10005
+1 (347) 788-0810

Facade
Front Inc.
100 E. Broadway Street, #501
New York, NY 10002
+1 (212) 242-2220

Key Plan

Description	Date
100% Design Development	05/29/20
50% Construction Documents	11/06/20

Project

Storm King Art Center Welcome Pavilions

Seal

NOT FOR CONSTRUCTION
Drawing Title
Scandrett -
Demolition Plan -
Roof Level

Date	11/06/20
Scale	1/4" = 1'-0"
Drawing Number	A-W-025
Sheet Size	ARCH D

1 North Elevation - Demolition
1/4" = 1'-0"

2 South Elevation - Demolition
1/4" = 1'-0"

Owner
Storm King Art Center
1 Museum Road
New Windsor, NY 12553
+1 (845) 534-3115

Design Architect
heneghan peng architects
14-16 Lord Edward Street
Dublin, D02 YC63
+353 1 633 9000

Executive Architect
WXY Architecture + Urban Design
224 Centre Street, 5th Floor
New York, NY 10013
+1 (212) 219-1953

Landscape Architect
Gustafson Porter + Bowman
1 Cobham Mews
London, MW1 9SB
+44 020 7284 8950

Reed Hilderbrand LLC
33 Whitney Avenue, 3rd Floor
New Haven, CT 06510
+1 (617) 923-2422

Structural & Lighting
ARUP
77 Water Street
New York, NY 10005
+1 (212) 896-3000

MEPF & IT
BuroHappold
100 Broadway #23
New York, NY 10005
+1 (212) 616-0228

Civil
VHB
100 Great Oaks Blvd., Suite 118
Albany, NY 12203
+1 (518) 389-3606

AV & Acoustics
LSTN Consultants
76 Beaver Street, 2nd Floor
New York, NY 10005
+1 (347) 788-0810

Facade
Front Inc.
100 E. Broadway Street, #501
New York, NY 10002
+1 (212) 242-2220

Key Plan

Description	Date
50% Construction Documents	11/06/20

Project

Storm King
Art Center

Welcome
Pavilions

Seal

NOT FOR CONSTRUCTION

Drawing Title

Scandrett -
Demolition Elevations

Date	11/06/20
Scale	1/4" = 1'-0"
Drawing Number	A-W-026
Sheet Size	ARCH D



1 Site Plan - Setting Out
1" = 400'-0"

Owner
Storm King Art Center
1 Museum Road
New Windsor, NY 12553
+1 (845) 534-3115

Design Architect
heneghan peng architects
14-16 Lord Edward Street
Dublin, D02 YC63
+353 1 633 9000

Executive Architect
WXY Architecture + Urban Design
224 Centre Street, 5th Floor
New York, NY 10013
+1 (212) 219-1953

Landscape Architect
Gustafson Porter + Bowman
1 Cobham Mews
London, MW1 9SB
+44 020 7284 8950

Reed Hilderbrand LLC
33 Whitney Avenue, 3rd Floor
New Haven, CT 06510
+1 (617) 923-2422

Structural & Lighting
ARUP
77 Water Street
New York, NY 10005
+1 (212) 896-3000

MEPF & IT
BuroHappold
100 Broadway #23
New York, NY 10005
+1 (212) 616-0228

Civil
VHB
100 Great Oaks Blvd., Suite 118
Albany, NY 12203
+1 (518) 389-3606

AV & Acoustics
LSTN Consultants
76 Beaver Street, 2nd Floor
New York, NY 10005
+1 (347) 788-0810

Facade
Front Inc.
100 E. Broadway Street, #501
New York, NY 10002
+1 (212) 242-2220

Key Plan



Description	Date
50% Design Development	02/24/20
100% Design Development	05/29/20
50% Construction Documents	11/06/20

Project

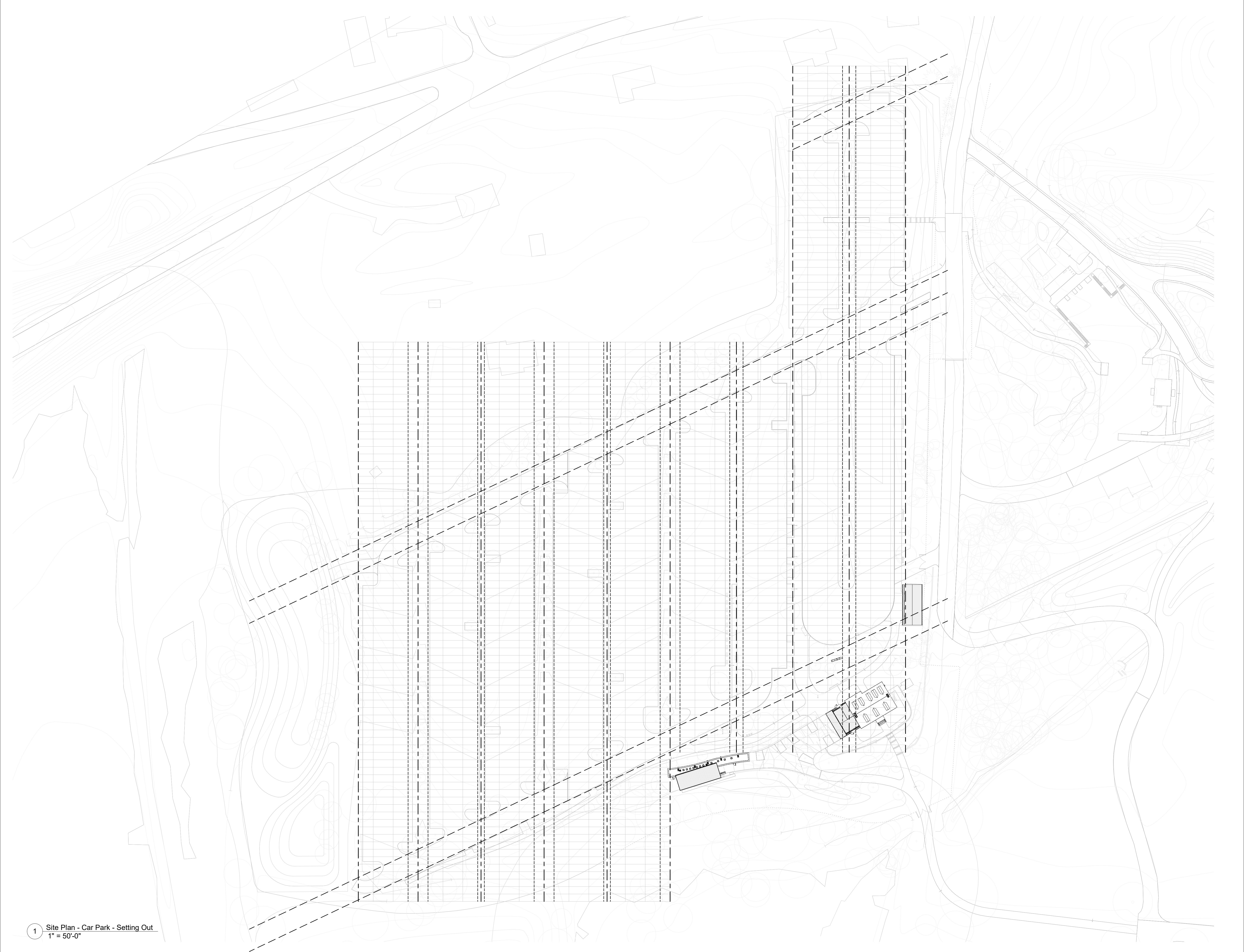
Storm King Art Center

Seal

NOT FOR CONSTRUCTION

Drawing Title
Site Plan - Property -
Setting Out

Date	11/06/20
Scale	1" = 400'-0"
Drawing Number	A-X-091
Sheet Size	ARCH D



1 Site Plan - Car Park - Setting Out
1" = 50'-0"

Owner
Storm King Art Center
1 Museum Road
New Windsor, NY 12553
+1 (845) 534-3115

Design Architect
heneghan peng architects
14-16 Lord Edward Street
Dublin, D02 YC63
+353 1 633 9000

Executive Architect
WXY Architecture + Urban Design
224 Centre Street, 5th Floor
New York, NY 10013
+1 (212) 219-1953

Landscape Architect
Gustafson Porter + Bowman
1 Cobham Mews
London, MW1 9SB
+44 020 7284 8950

Reed Hilderbrand LLC
33 Whitney Avenue, 3rd Floor
New Haven, CT 06510
+1 (617) 923-2422

Structural & Lighting
ARUP
77 Water Street
New York, NY 10005
+1 (212) 896-3000

MEPF & IT
BuroHappold
100 Broadway #23
New York, NY 10005
+1 (212) 616-0228

Civil
VHB
100 Great Oaks Blvd., Suite 118
Albany, NY 12203
+1 (518) 389-3606

AV & Acoustics
LSTN Consultants
76 Beaver Street, 2nd Floor
New York, NY 10005
+1 (347) 788-0810

Facade
Front Inc.
100 E. Broadway Street, #501
New York, NY 10002
+1 (212) 242-2220

Key Plan



Description	Date
50% Construction Documents	11/06/20

Project

Storm King Art Center Welcome Pavilions

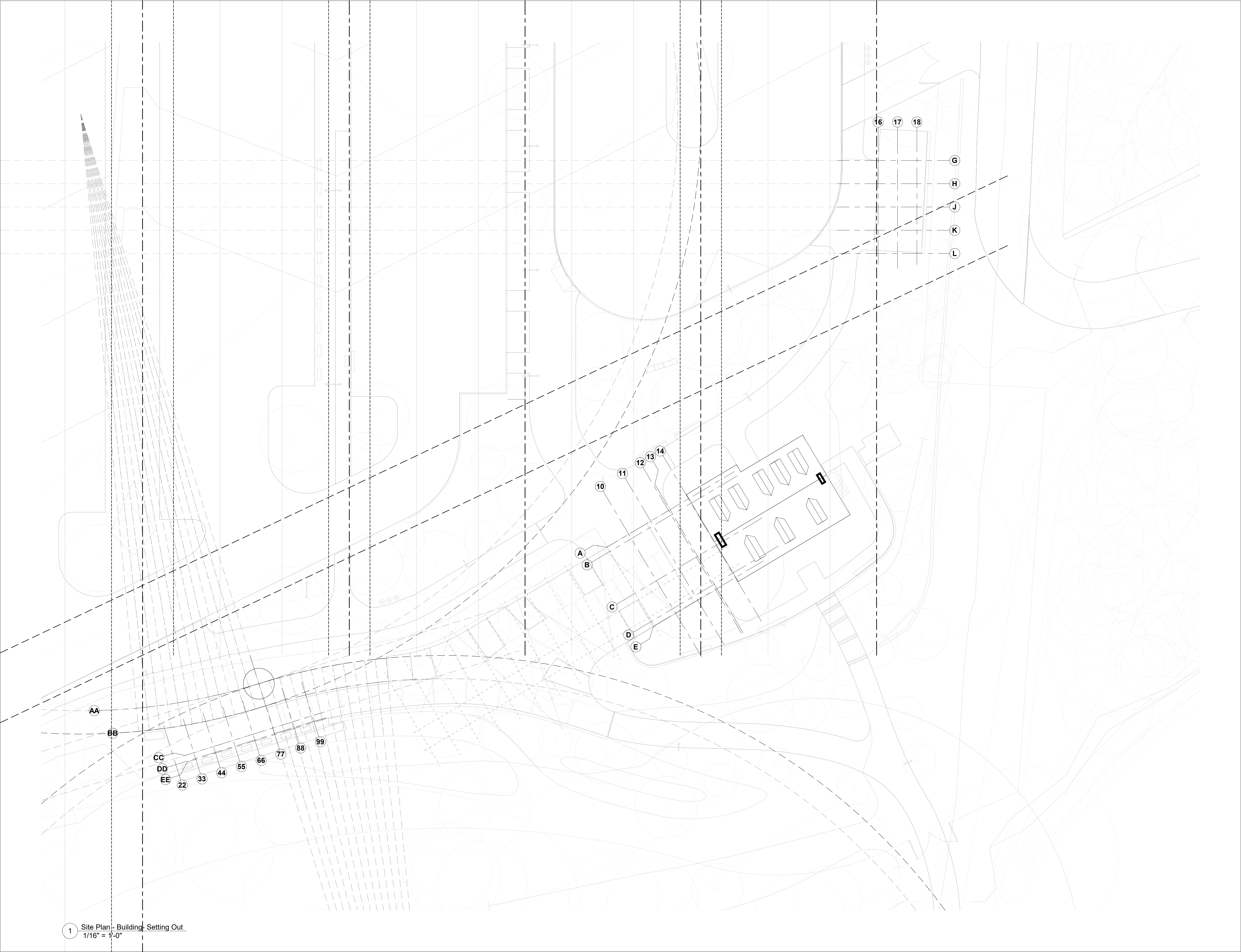
Seal

NOT FOR CONSTRUCTION

Drawing Title

Setting Out - North Parking

Date	11/06/20
Scale	1" = 50'-0"
Drawing Number	A-W-092
Sheet Size	ARCH D



1 Site Plan - Building Setting Out
1/16" = 1'-0"

Owner
Storm King Art Center
1 Museum Road
New Windsor, NY 12553
+1 (845) 534-3115

Design Architect
heneghan peng architects
14-16 Lord Edward Street
Dublin, D02 YC63
+353 1 633 9000

Executive Architect
WXY Architecture + Urban Design
224 Centre Street, 5th Floor
New York, NY 10013
+1 (212) 219-1953

Landscape Architect
Gustafson Porter + Bowman
1 Cobham Mews
London, MW1 9SB
+44 020 7284 8950

Reed Hilderbrand LLC
33 Whitney Avenue, 3rd Floor
New Haven, CT 06510
+1 (617) 923-2422

Structural & Lighting
ARUP
77 Water Street
New York, NY 10005
+1 (212) 896-3000

MEPF & IT
BuroHappold
100 Broadway #23
New York, NY 10005
+1 (212) 616-0228

Civil
VHB
100 Great Oaks Blvd., Suite 118
Albany, NY 12203
+1 (518) 389-3606

AV & Acoustics
LSTN Consultants
76 Beaver Street, 2nd Floor
New York, NY 10005
+1 (347) 788-0810

Facade
Front Inc.
100 E. Broadway Street, #501
New York, NY 10002
+1 (212) 242-2220

Key Plan



Description	Date
50% Construction Documents	11/06/20

Project

Storm King Art Center Welcome Pavilions


Seal

NOT FOR CONSTRUCTION

Drawing Title

Setting Out - Welcome Pavilions

Date	11/06/20
Scale	1/16" = 1'-0"
Drawing Number	A-W-093
Sheet Size	ARCH D



Owner
Storm King Art Center
1 Museum Road
New Windsor, NY 12553
+1 (845) 534-3115

Design Architect
heneghan peng architects
14-16 Lord Edward Street
Dublin, D02 YC63
+353 1 633 9000

Executive Architect
WXY Architecture + Urban Design
224 Centre Street, 5th Floor
New York, NY 10013
+1 (212) 219-1953

Landscape Architect
Gustafson Porter + Bowman
1 Cobham Mews
London, MW1 9SB
+44 020 7284 8950

Reed Hilderbrand LLC
33 Whitney Avenue, 3rd Floor
New Haven, CT 06510
+1 (617) 923-2422

Structural & Lighting
ARUP
77 Water Street
New York, NY 10005
+1 (212) 896-3000

MEPF & IT
BuroHappold
100 Broadway #23
New York, NY 10005
+1 (212) 616-0228

Civil
VHB
100 Great Oaks Blvd., Suite 118
Albany, NY 12203
+1 (518) 389-3606

AV & Acoustics
LSTN Consultants
76 Beaver Street, 2nd Floor
New York, NY 10005
+1 (347) 788-0810

Facade
Front Inc.
100 E. Broadway Street, #501
New York, NY 10002
+1 (212) 242-2220

Key Plan

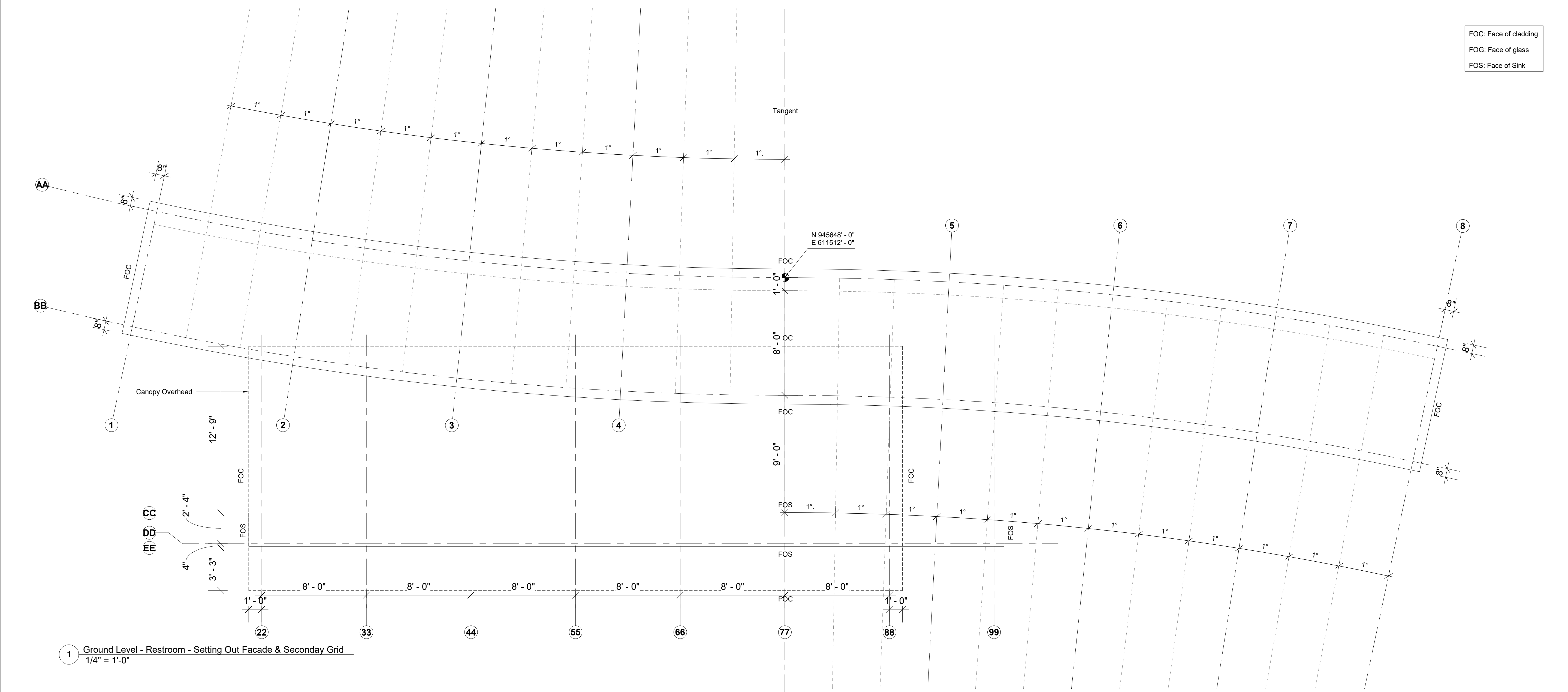


Description	Date
50% Construction Documents	11/06/20

Project
Storm King
Art Center
**Welcome
Pavilions**

Seal

NOT FOR CONSTRUCTION	
Drawing Title	
Restroom - Setting Out - Primary & Secondary Grid	
Date	
11/06/20	
Scale	
1/4" = 1'-0"	
Drawing Number	
A-W-094	
Sheet Size	
ARCH D	



FOC: Face of cladding
FOG: Face of glass
FOS: Face of Sink

Owner
Storm King Art Center
1 Museum Road
New Windsor, NY 12553
+1 (845) 534-3115

Design Architect
heneghan peng architects
14-16 Lord Edward Street
Dublin, D02 YC63
+353 1 633 9000

Executive Architect
WXY Architecture + Urban Design
224 Centre Street, 5th Floor
New York, NY 10013
+1 (212) 219-1953

Landscape Architect
Gustafson Porter + Bowman
1 Cobham Mews
London, MW1 9SB
+44 020 7284 8950

Reed Hilderbrand LLC
33 Whitney Avenue, 3rd Floor
New Haven, CT 06510
+1 (617) 923-2422

Structural & Lighting
ARUP
77 Water Street
New York, NY 10005
+1 (212) 896-3000

MEPF & IT
BuroHappold
100 Broadway #23
New York, NY 10005
+1 (212) 616-0228

Civil
VHB
100 Great Oaks Blvd., Suite 118
Albany, NY 12203
+1 (518) 389-3606

AV & Acoustics
LSTN Consultants
76 Beaver Street, 2nd Floor
New York, NY 10005
+1 (347) 788-0810

Facade
Front Inc.
100 E. Broadway Street, #501
New York, NY 10002
+1 (212) 242-2220

Key Plan



Description	Date
50% Construction Documents	11/06/20

Project

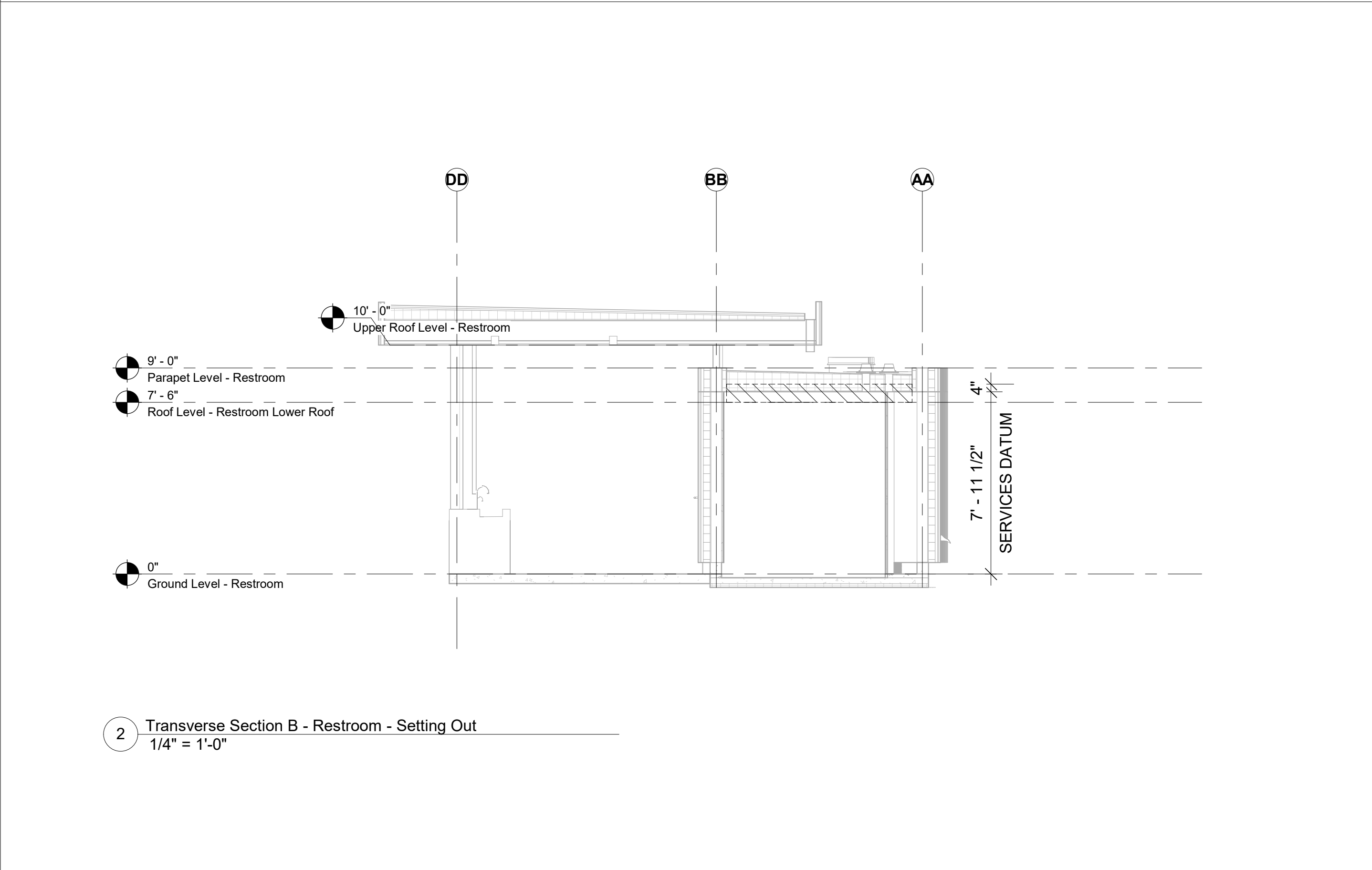
Storm King Art Center Welcome Pavilions

Seal

NOT FOR CONSTRUCTION

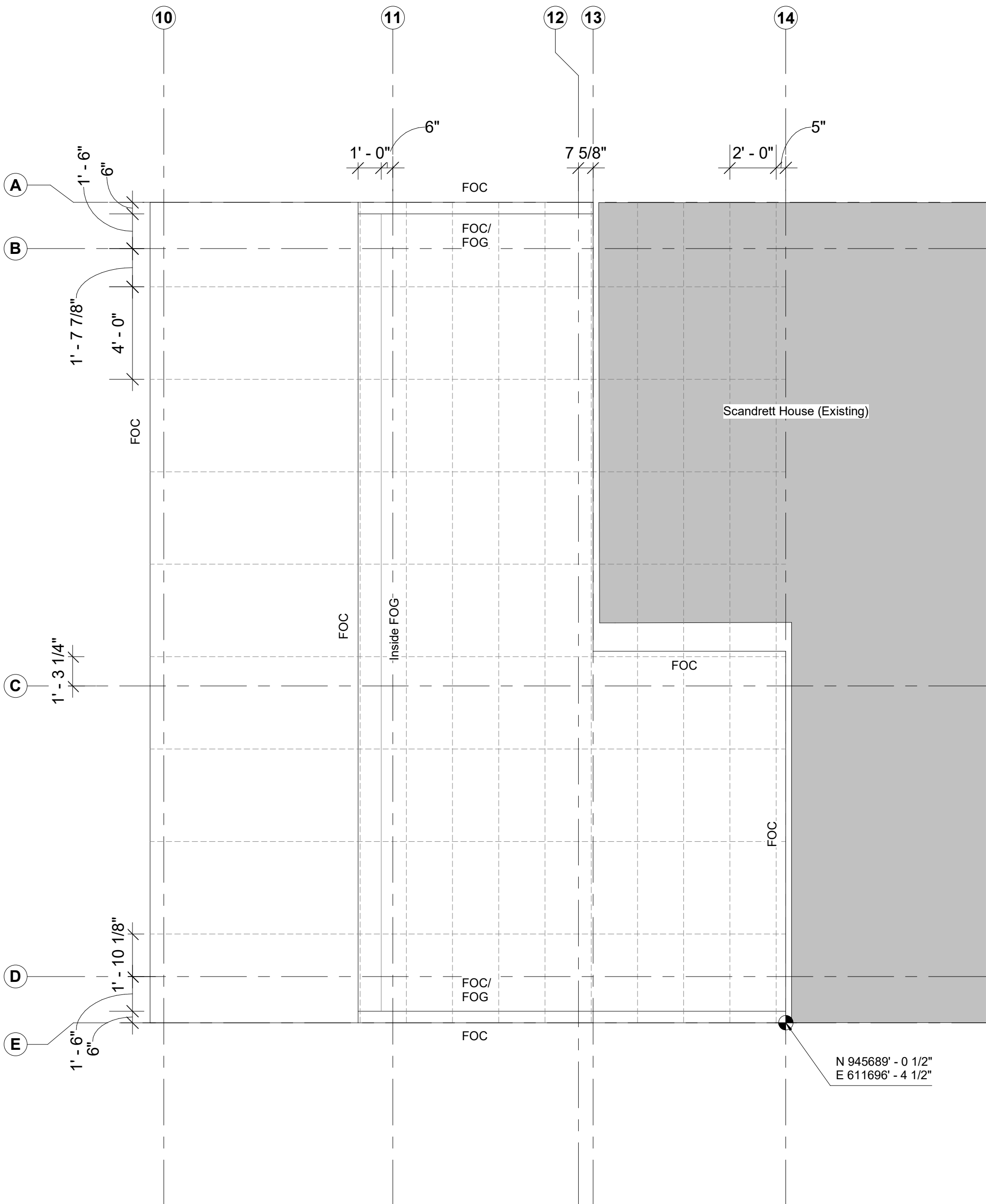
Drawing Title
Restroom - Setting
Out - Facade &
Vertical Grid

Date	11/06/20
Scale	1/4" = 1'-0"
Drawing Number	A-W-095
Sheet Size	ARCH D

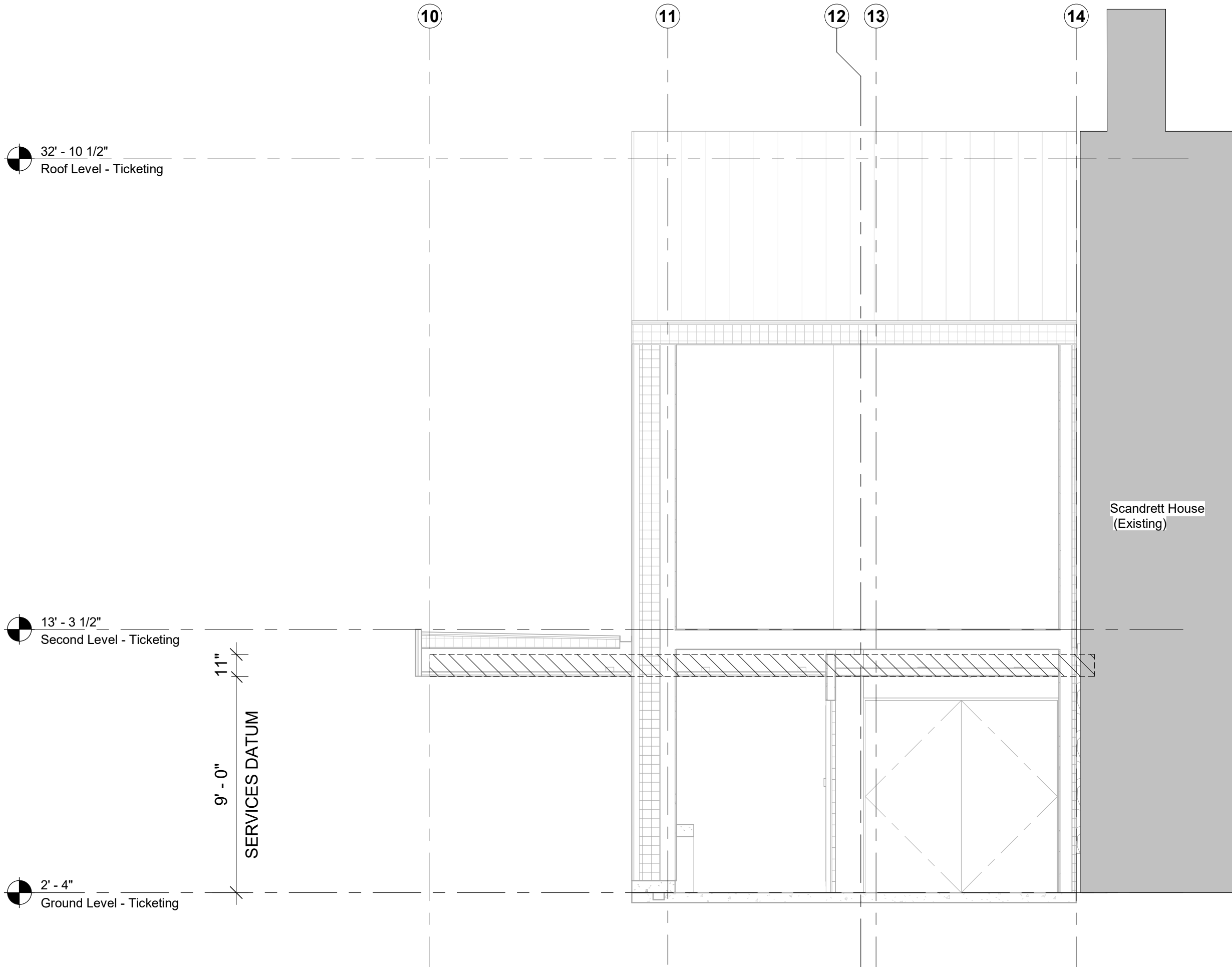


1 Ground Level - Restroom - Setting Out Facade & Secondary Grid
1/4" = 1'-0"

2 Transverse Section B - Restroom - Setting Out
1/4" = 1'-0"



1 Ground Level - Ticketing - Setting Out Facade
1/4" = 1'-0"



2 Transverse Section B - Ticketing - Setting Out
1/4" = 1'-0"

FOC: Face of cladding
FOG: Face of glass
FOS: Face of Sink

Owner
Storm King Art Center
1 Museum Road
New Windsor, NY 12553
+1 (845) 534-3115

Design Architect
heneghan peng architects
14-16 Lord Edward Street
Dublin, D02 YC63
+353 1 633 9000

Executive Architect
WXY Architecture + Urban Design
224 Centre Street, 5th Floor
New York, NY 10013
+1 (212) 219-1953

Landscape Architect
Gustafson Porter + Bowman
1 Cobham Mews
London, MW1 9SB
+44 020 7284 8950

Reed Hilderbrand LLC
33 Whitney Avenue, 3rd Floor
New Haven, CT 06510
+1 (617) 923-2422

Structural & Lighting
ARUP
77 Water Street
New York, NY 10005
+1 (212) 896-3000

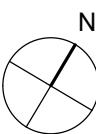
MEPF & IT
BuroHappold
100 Broadway #23
New York, NY 10005
+1 (212) 616-0228

Civil
VHB
100 Great Oaks Blvd., Suite 118
Albany, NY 12203
+1 (518) 389-3606

AV & Acoustics
LSTN Consultants
76 Beaver Street, 2nd Floor
New York, NY 10005
+1 (347) 788-0810

Facade
Front Inc.
100 E. Broadway Street, #501
New York, NY 10002
+1 (212) 242-2220

Key Plan



Description	Date
50% Construction Documents	11/06/20

Project

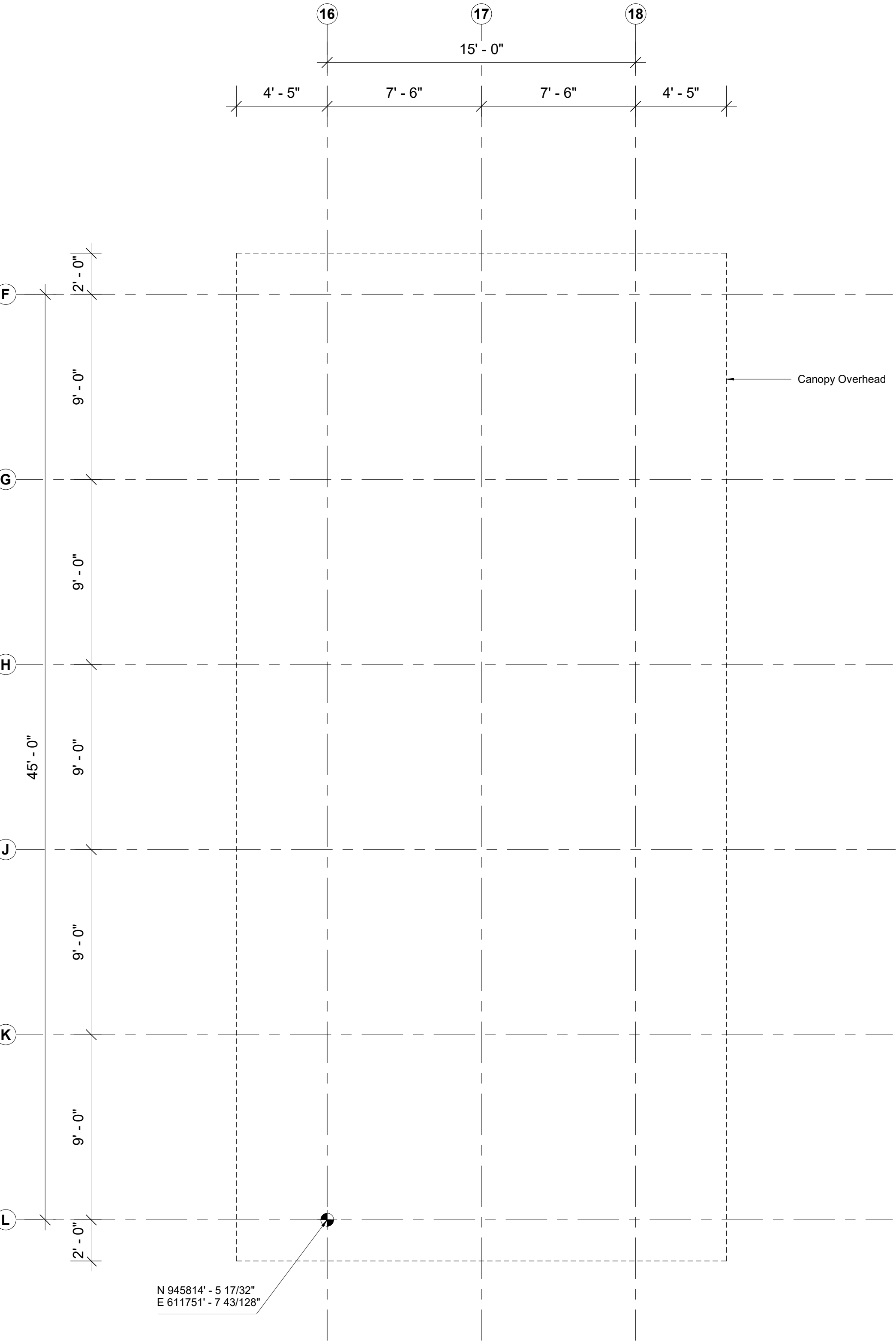
Storm King Art Center Welcome Pavilions

Seal

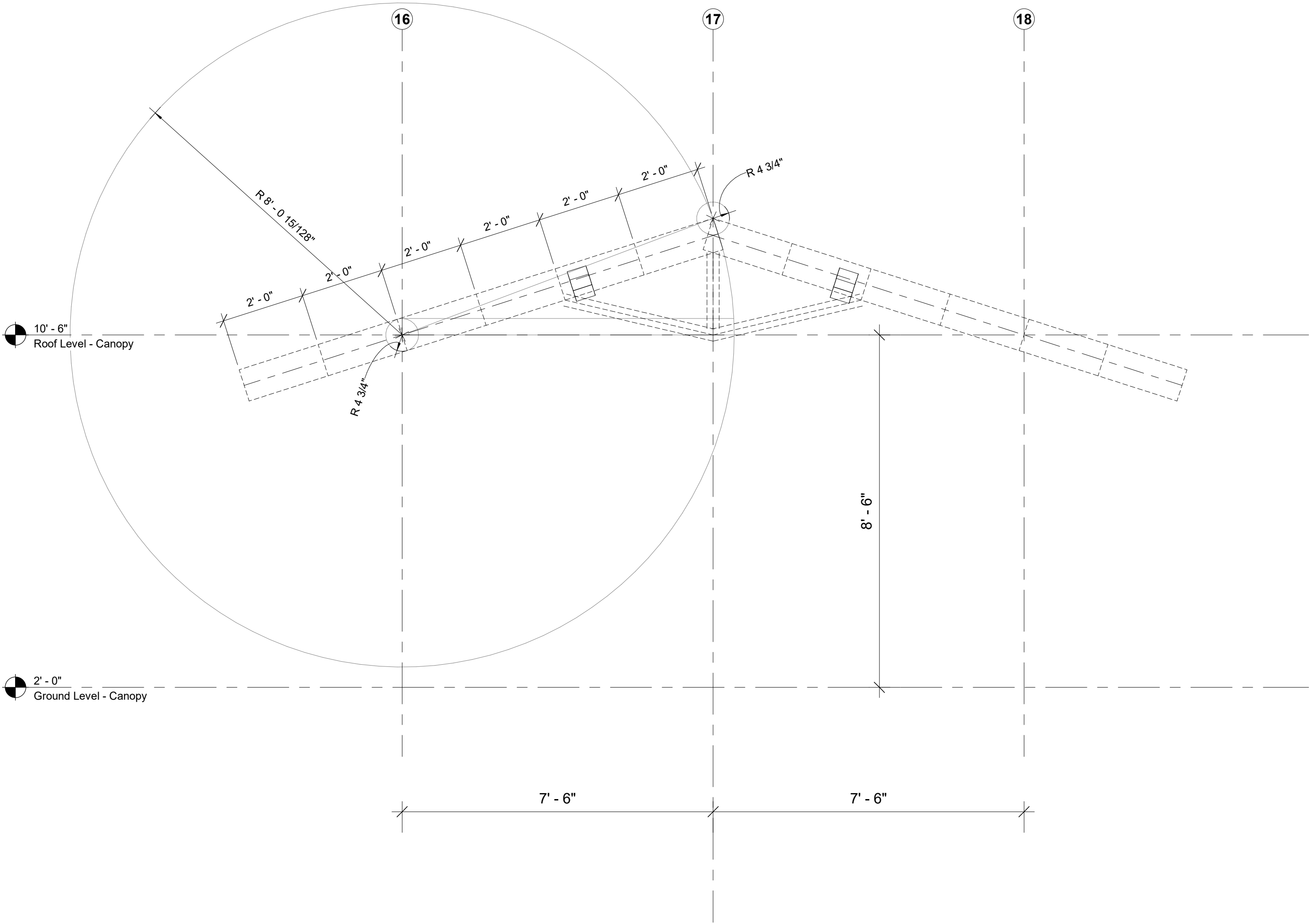
NOT FOR CONSTRUCTION

Drawing Title
Ticketing - Setting
Out - Primary &
Facade Grid

Date	11/06/20
Scale	1/4" = 1'-0"
Drawing Number	A-W-096
Sheet Size	ARCH D



1 Ground Level - Canopy - Setting Out Primary & Facade Grid
1/4" = 1'-0"



2 South Elevation - Canopy - Setting Out
1/2" = 1'-0"

Owner
Storm King Art Center
1 Museum Road
New Windsor, NY 12553
+1 (845) 534-3115

Design Architect
heneghan peng architects
14-16 Lord Edward Street
Dublin, D02 YC63
+353 1 633 9000

Executive Architect
WXY Architecture + Urban Design
224 Centre Street, 5th Floor
New York, NY 10013
+1 (212) 219-1953

Landscape Architect
Gustafson Porter + Bowman
1 Cobham Mews
London, MW1 9SB
+44 020 7284 8950

Reed Hilderbrand LLC
33 Whitney Avenue, 3rd Floor
New Haven, CT 06510
+1 (617) 923-2422

Structural & Lighting
ARUP
77 Water Street
New York, NY 10005
+1 (212) 896-3000

MEPF & IT
BuroHappold
100 Broadway #23
New York, NY 10005
+1 (212) 616-0228

Civil
VHB
100 Great Oaks Blvd., Suite 118
Albany, NY 12203
+1 (518) 389-3606

AV & Acoustics
LSTN Consultants
76 Beaver Street, 2nd Floor
New York, NY 10005
+1 (347) 788-0810

Facade
Front Inc.
100 E. Broadway Street, #501
New York, NY 10002
+1 (212) 242-2220

Key Plan

N	
Description	Date
50% Construction Documents	11/06/20

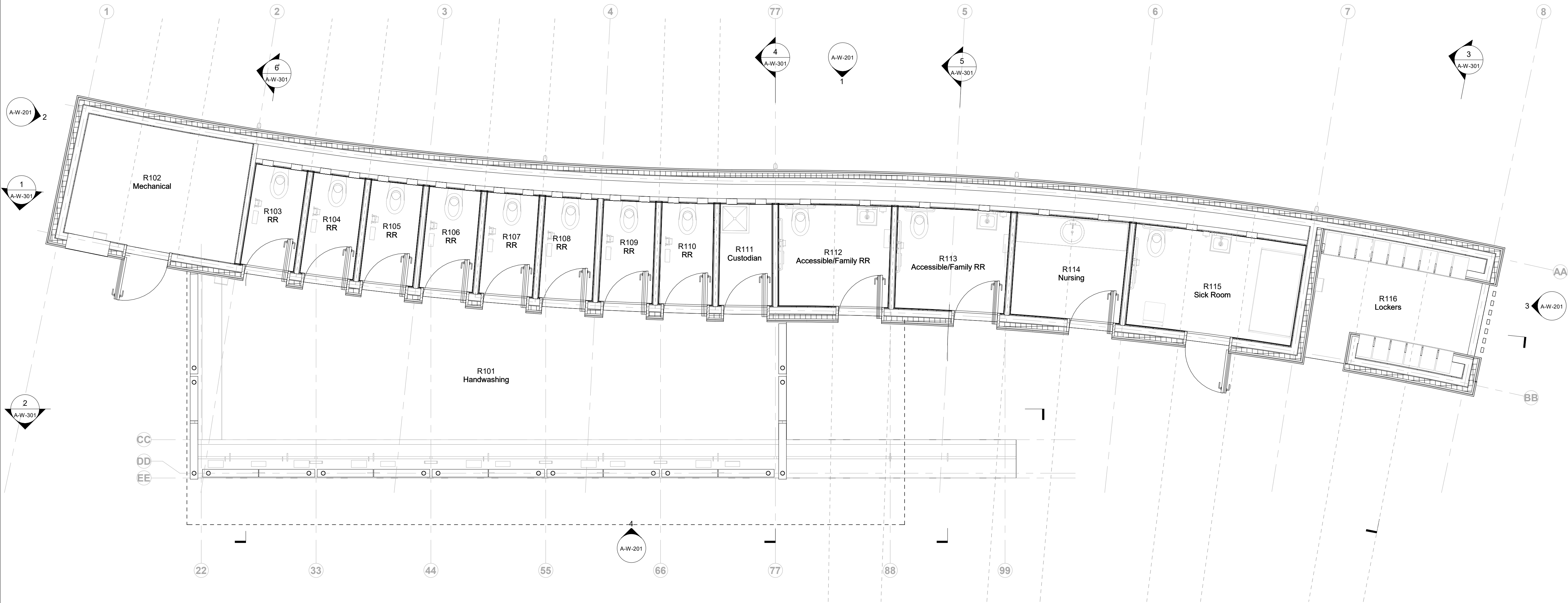
Project

Storm King Art Center Welcome Pavilions

Seal

NOT FOR CONSTRUCTION
Drawing Title
Canopy - Setting Out
- Primary & Vertical
Grid

Date	11/06/20
Scale	As indicated
Drawing Number	A-W-097
Sheet Size	ARCH D



1 Ground Level - Restroom
1/4" = 1'-0"

Owner
Storm King Art Center
1 Museum Road
New Windsor, NY 12553
+1 (845) 534-3115

Design Architect
heneghan peng architects
14-16 Lord Edward Street
Dublin, D02 YC63
+353 1 633 9000

Executive Architect
WXY Architecture + Urban Design
224 Centre Street, 5th Floor
New York, NY 10013
+1 (212) 219-1953

Landscape Architect
Gustafson Porter + Bowman
1 Cobham Mews
London, MW1 9SB
+44 020 7284 8950

Reed Hilderbrand LLC
33 Whitney Avenue, 3rd Floor
New Haven, CT 06510
+1 (617) 923-2422

Structural & Lighting
ARUP
77 Water Street
New York, NY 10005
+1 (212) 896-3000

MEPF & IT
BuroHappold
100 Broadway #23
New York, NY 10005
+1 (212) 616-0228

Civil
VHB
100 Great Oaks Blvd., Suite 118
Albany, NY 12203
+1 (518) 389-3606

AV & Acoustics
LSTN Consultants
76 Beaver Street, 2nd Floor
New York, NY 10005
+1 (347) 788-0810

Facade
Front Inc.
100 E. Broadway Street, #501
New York, NY 10002
+1 (212) 242-2220

Key Plan



Description	Date
50% Design Development	02/24/20
100% Design Development	05/29/20
50% Construction Documents	11/06/20

Project

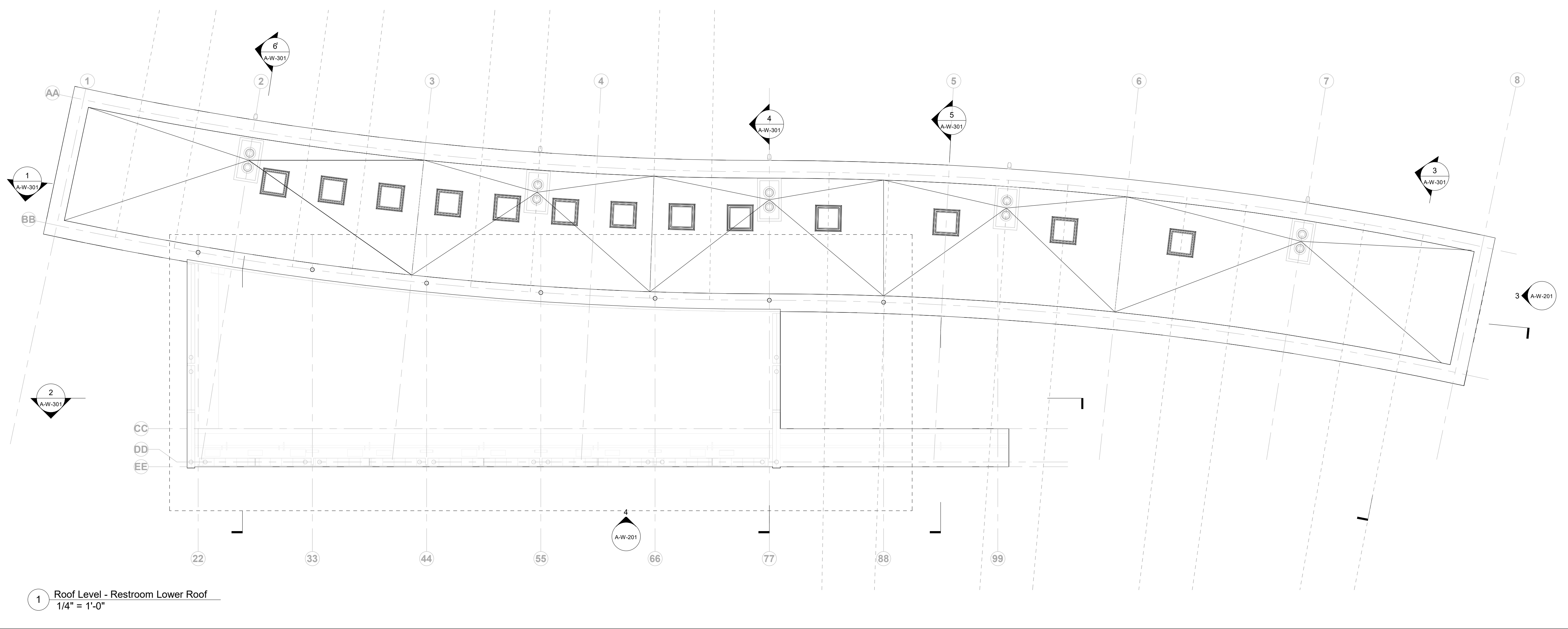
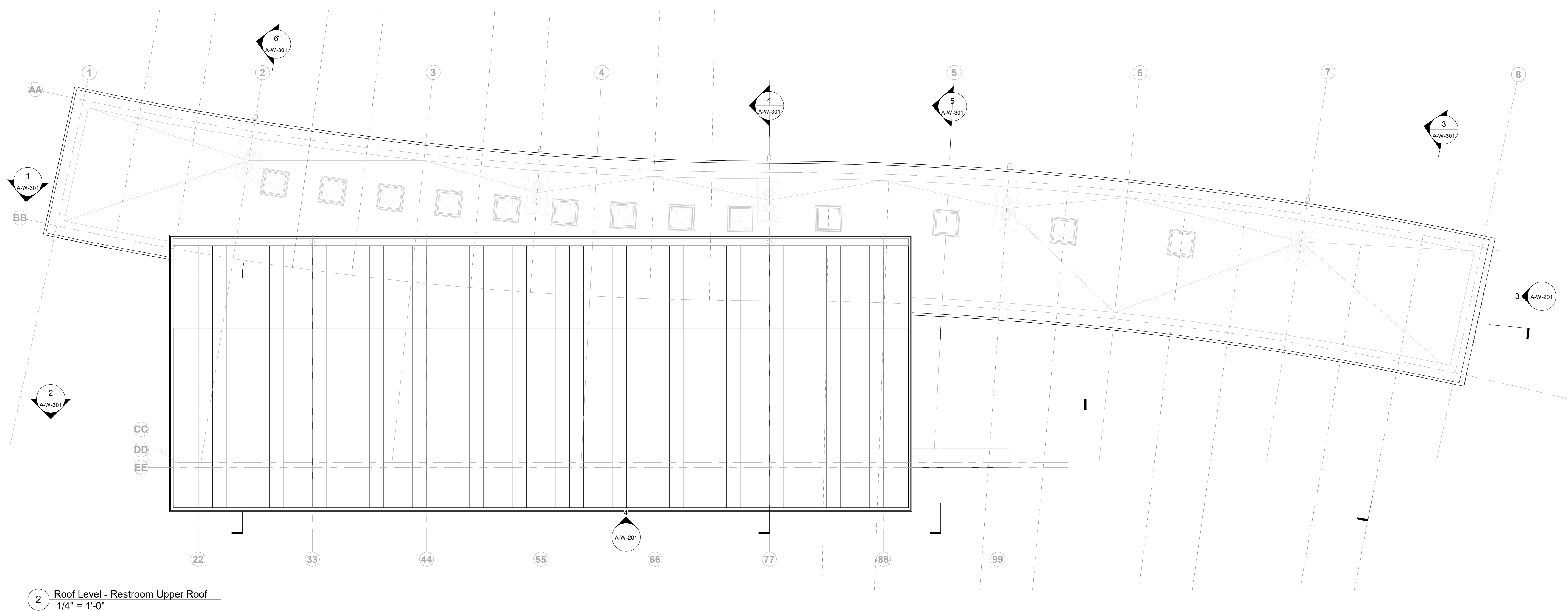
Storm King Art Center Welcome Pavilions

Seal

NOT FOR CONSTRUCTION

Drawing Title
Restroom - Ground
Floor Plan

Date	11/06/20
Scale	1/4" = 1'-0"
Drawing Number	A-W-101
Sheet Size	ARCH D



Owner
Storm King Art Center
1 Museum Road
New Windsor, NY 12553
+1 (845) 534-3115

Design Architect
heneghan peng architects
14-16 Lord Edward Street
Dublin, D02 YC63
+353 1 633 9000

Executive Architect
WXY Architecture + Urban Design
224 Centre Street, 5th Floor
New York, NY 10013
+1 (212) 219-1953

Landscape Architect
Gustafson Porter + Bowman
1 Cobham Mews
London, MW1 9SB
+44 020 7284 8950

Reed Hilderbrand LLC
33 Whitney Avenue, 3rd Floor
New Haven, CT 06510
+1 (617) 923-2422

Structural & Lighting
ARUP
77 Water Street
New York, NY 10005
+1 (212) 896-3000

MEPF & IT
BuroHappold
100 Broadway #23
New York, NY 10005
+1 (212) 616-0228

Civil
VHB
100 Great Oaks Blvd., Suite 118
Albany, NY 12203
+1 (518) 389-3606

AV & Acoustics
LSTN Consultants
76 Beaver Street, 2nd Floor
New York, NY 10005
+1 (347) 788-0810

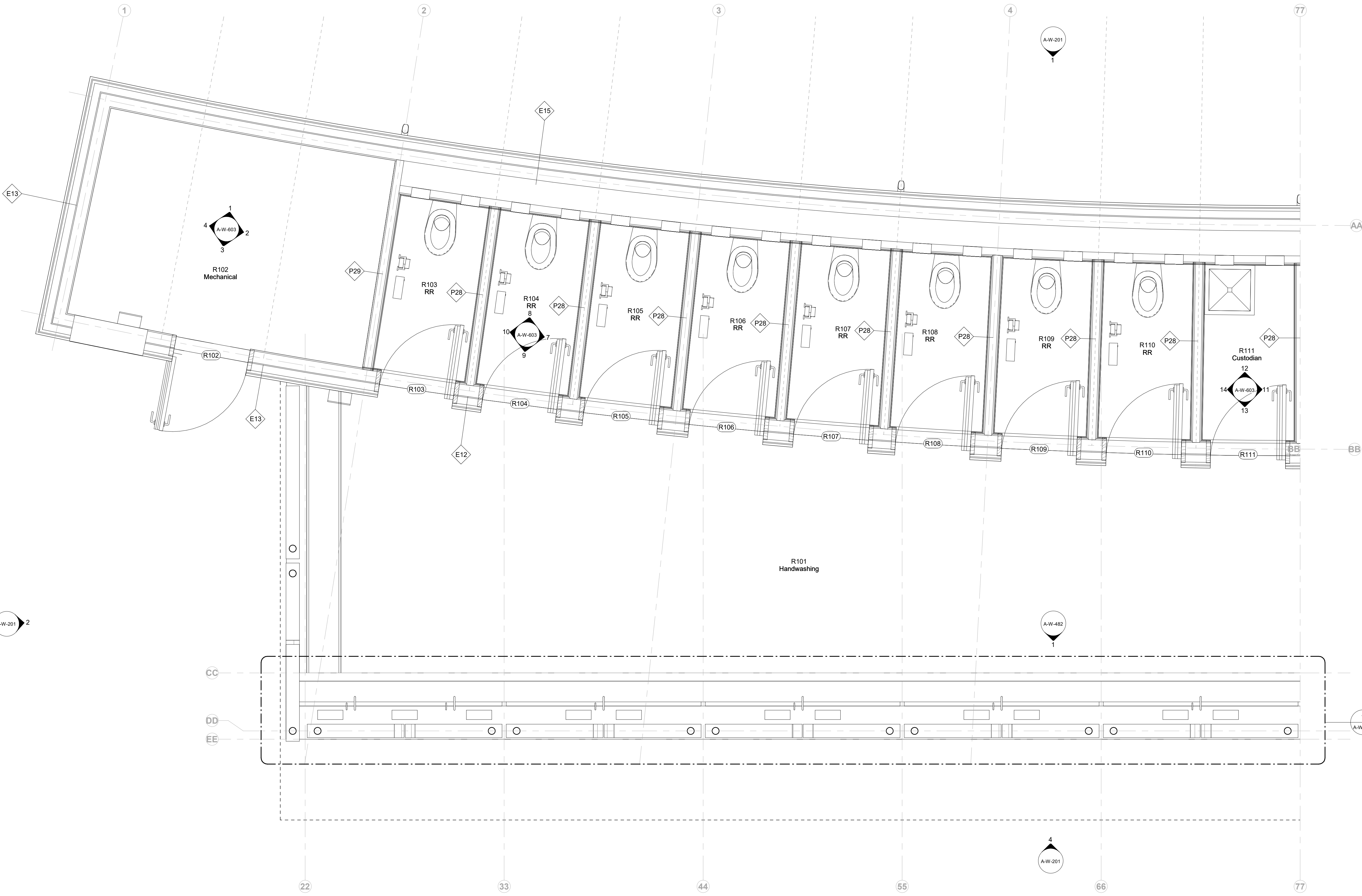
Facade
Front Inc.
100 E. Broadway Street, #501
New York, NY 10002
+1 (212) 242-2220

Key Plan

N	
Description	Date
50% Design Development	02/24/20
100% Design Development	05/29/20
50% Construction Documents	11/06/20

Project
Storm King
Art Center
**Welcome
Pavilions**

Seal	
NOT FOR CONSTRUCTION	
Drawing Title	
Restroom - Roof Floor Plan	
Date	11/06/20
Scale	1/4" = 1'-0"
Drawing Number	A-W-102
Sheet Size	ARCH D



1 Ground Level - Restroom Half West
1/2" = 1'-0"

Owner
Storm King Art Center
1 Museum Road
New Windsor, NY 12553
+1 (845) 534-3115

Design Architect
heneghan peng architects
14-16 Lord Edward Street
Dublin, D02 YC63
+353 1 633 9000

Executive Architect
WXY Architecture + Urban Design
224 Centre Street, 5th Floor
New York, NY 10013
+1 (212) 219-1953

Landscape Architect
Gustafson Porter + Bowman
1 Cobham Mews
London, MW1 9SB
+44 020 7284 8950

Reed Hilderbrand LLC
33 Whitney Avenue, 3rd Floor
New Haven, CT 06510
+1 (617) 923-2422

Structural & Lighting
ARUP
77 Water Street
New York, NY 10005
+1 (212) 896-3000

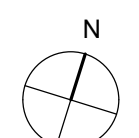
MEPF & IT
BuroHappold
100 Broadway #23
New York, NY 10005
+1 (212) 616-0228

Civil
VHB
100 Great Oaks Blvd., Suite 118
Albany, NY 12203
+1 (518) 389-3606

AV & Acoustics
LSTN Consultants
76 Beaver Street, 2nd Floor
New York, NY 10005
+1 (347) 788-0810

Facade
Front Inc.
100 E. Broadway Street, #501
New York, NY 10002
+1 (212) 242-2220

Key Plan



N

Description	Date
50% Construction Documents	11/06/20

Project

Storm King
Art Center

**Welcome
Pavilions**

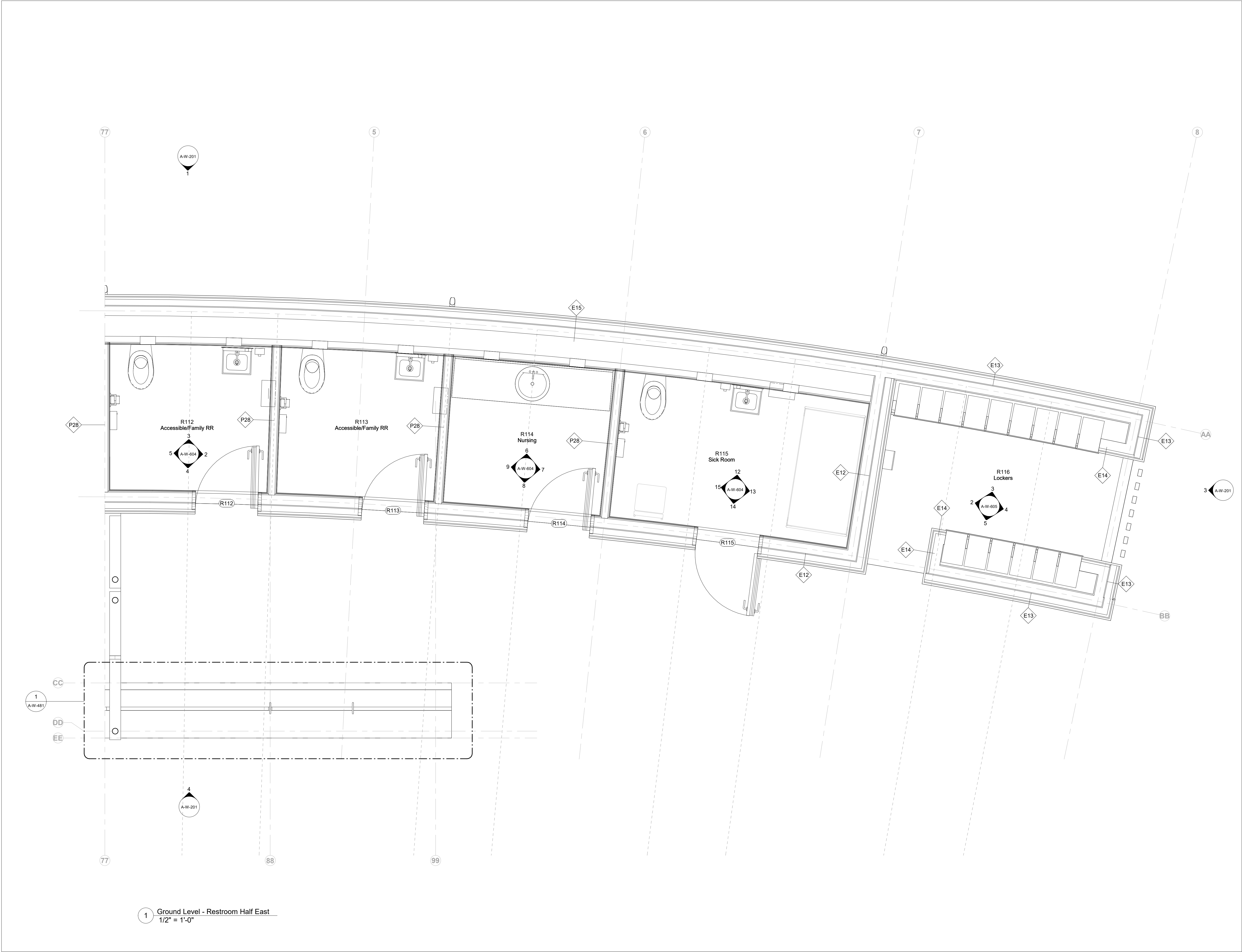
Seal

NOT FOR CONSTRUCTION

Drawing Title

Restroom - Ground
Floor Plan - Enlarged

Date	11/06/20
Scale	1/2" = 1'-0"
Drawing Number	A-W-103
Sheet Size	ARCH D



Owner
Storm King Art Center
1 Museum Road
New Windsor, NY 12553
+1 (845) 534-3115

Design Architect
heneghan peng architects
14-16 Lord Edward Street
Dublin, D02 YC63
+353 1 633 9000

Executive Architect
WXY Architecture + Urban Design
224 Centre Street, 5th Floor
New York, NY 10013
+1 (212) 219-1953

Landscape Architect
Gustafson Porter + Bowman
1 Cobham Mews
London, MW1 9SB
+44 020 7284 8950

Reed Hilderbrand LLC
33 Whitney Avenue, 3rd Floor
New Haven, CT 06510
+1 (617) 923-2422

Structural & Lighting
ARUP
77 Water Street
New York, NY 10005
+1 (212) 896-3000

MEPF & IT
BuroHappold
100 Broadway #23
New York, NY 10005
+1 (212) 616-0228

Civil
VHB
100 Great Oaks Blvd., Suite 118
Albany, NY 12203
+1 (518) 389-3606

AV & Acoustics
LSTN Consultants
76 Beaver Street, 2nd Floor
New York, NY 10005
+1 (347) 788-0810

Facade
Front Inc.
100 E. Broadway Street, #501
New York, NY 10002
+1 (212) 242-2220

Key Plan

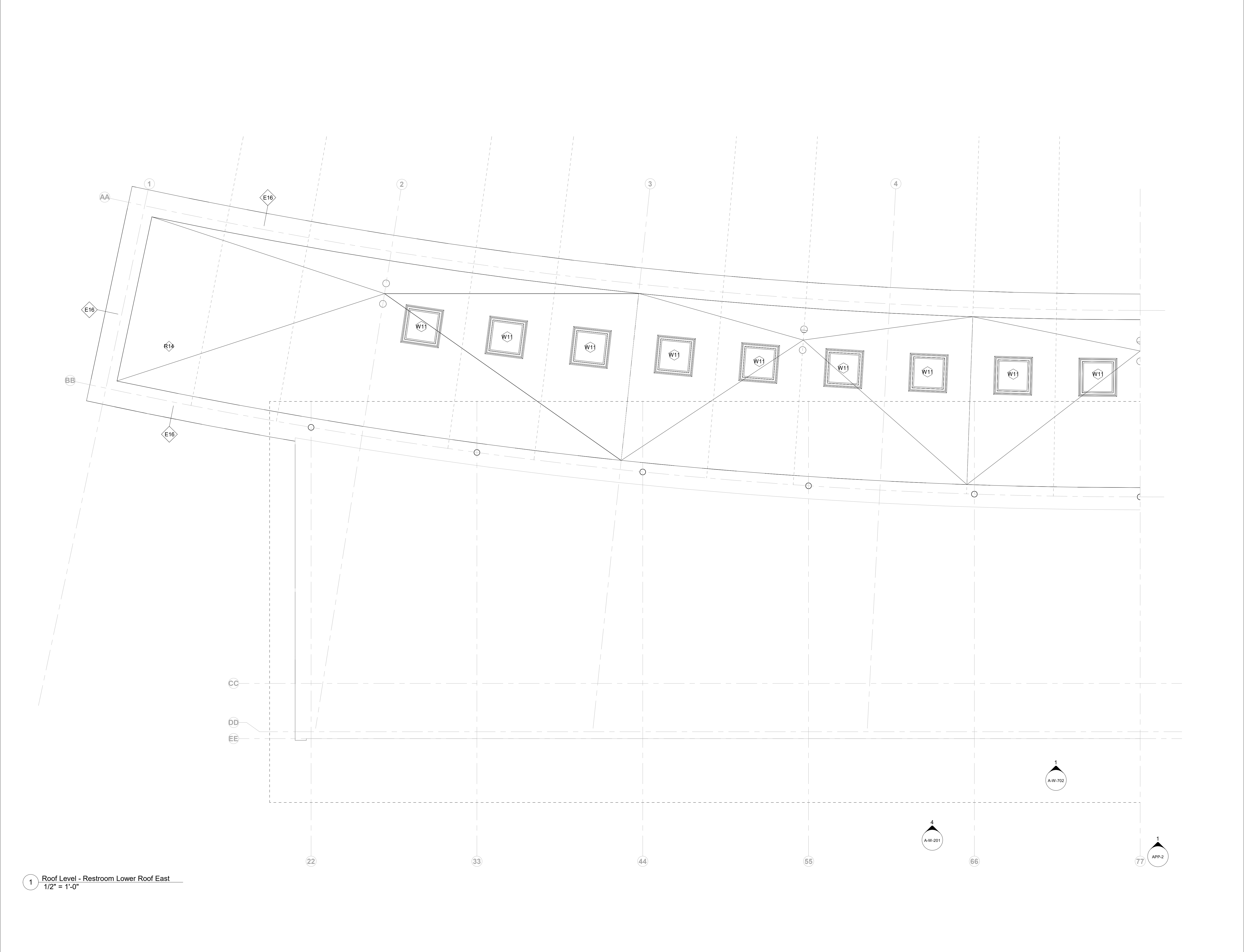
Description		Date
50% Construction Documents		11/06/20

Project
Storm King
Art Center
**Welcome
Pavilions**

Seal

NOT FOR CONSTRUCTION
Drawing Title
Restroom - Ground
Floor Plan - Enlarged

Date	11/06/20
Scale	1/2" = 1'-0"
Drawing Number	A-W-104
Sheet Size	ARCH D



Owner
Storm King Art Center
1 Museum Road
New Windsor, NY 12553
+1 (845) 534-3115

Design Architect
heneghan peng architects
14-16 Lord Edward Street
Dublin, D02 YC63
+353 1 633 9000

Executive Architect
WXY Architecture + Urban Design
224 Centre Street, 5th Floor
New York, NY 10013
+1 (212) 219-1953

Landscape Architect
Gustafson Porter + Bowman
1 Cobham Mews
London, MW1 9SB
+44 020 7284 8950

Reed Hilderbrand LLC
33 Whitney Avenue, 3rd Floor
New Haven, CT 06510
+1 (617) 923-2422

Structural & Lighting
ARUP
77 Water Street
New York, NY 10005
+1 (212) 896-3000

MEPF & IT
BuroHappold
100 Broadway #23
New York, NY 10005
+1 (212) 616-0228

Civil
VHB
100 Great Oaks Blvd., Suite 118
Albany, NY 12203
+1 (518) 389-3606

AV & Acoustics
LSTN Consultants
76 Beaver Street, 2nd Floor
New York, NY 10005
+1 (347) 788-0810

Facade
Front Inc.
100 E. Broadway Street, #501
New York, NY 10002
+1 (212) 242-2220

Key Plan

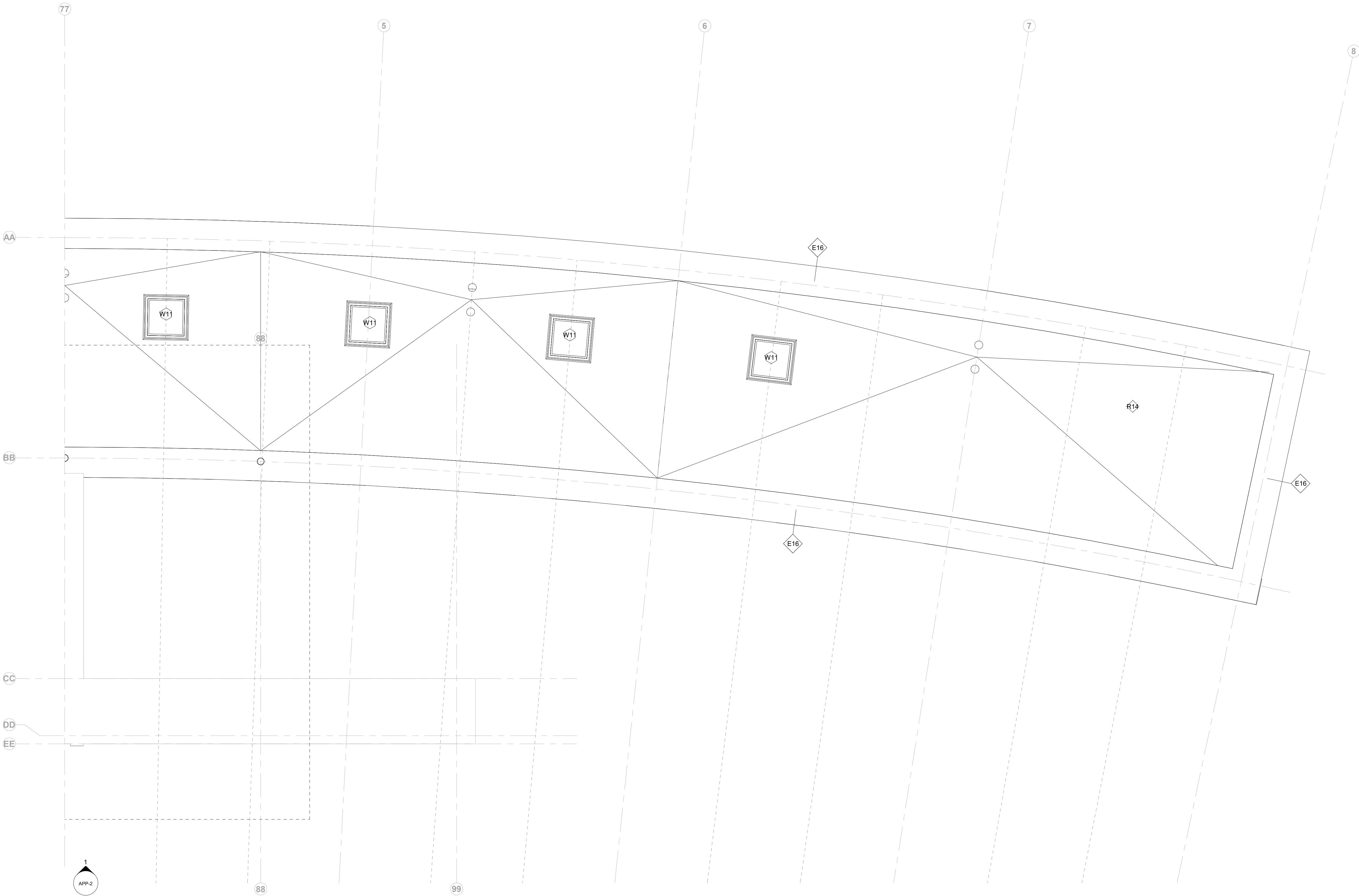
	
Description	Date
50% Construction Documents	11/06/20

Project
Storm King
Art Center
**Welcome
Pavilions**

Seal

NOT FOR CONSTRUCTION
Drawing Title
Restroom - Roof
Floor Plan - Enlarged

Date	11/06/20
Scale	1/2" = 1'-0"
Drawing Number	A-W-105
Sheet Size	ARCH D



1 Roof Level - Restroom Lower Roof West
1/2" = 1'-0"

Owner
Storm King Art Center
1 Museum Road
New Windsor, NY 12553
+1 (845) 534-3115

Design Architect
heneghan peng architects
14-16 Lord Edward Street
Dublin, D02 YC63
+353 1 633 9000

Executive Architect
WXY Architecture + Urban Design
224 Centre Street, 5th Floor
New York, NY 10013
+1 (212) 219-1953

Landscape Architect
Gustafson Porter + Bowman
1 Cobham Mews
London, MW1 9SB
+44 020 7284 8950

Reed Hilderbrand LLC
33 Whitney Avenue, 3rd Floor
New Haven, CT 06510
+1 (617) 923-2422

Structural & Lighting
ARUP
77 Water Street
New York, NY 10005
+1 (212) 896-3000

MEPF & IT
BuroHappold
100 Broadway #23
New York, NY 10005
+1 (212) 616-0228

Civil
VHB
100 Great Oaks Blvd., Suite 118
Albany, NY 12203
+1 (518) 389-3606

AV & Acoustics
LSTN Consultants
76 Beaver Street, 2nd Floor
New York, NY 10005
+1 (347) 788-0810

Facade
Front Inc.
100 E. Broadway Street, #501
New York, NY 10002
+1 (212) 242-2220

Key Plan



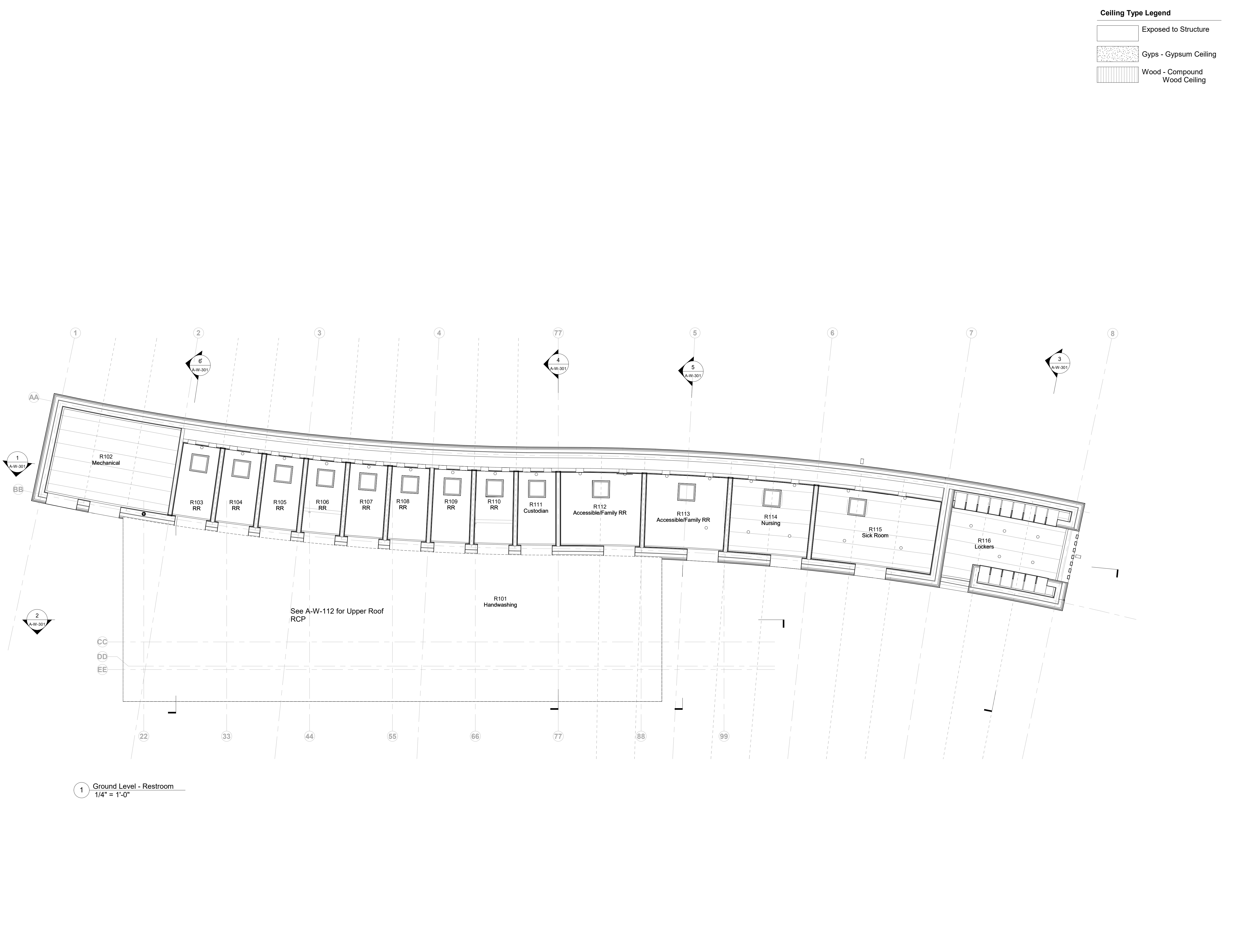
Description	Date
50% Construction Documents	11/06/20

Project
Storm King
Art Center
**Welcome
Pavilions**

Seal

NOT FOR CONSTRUCTION
Drawing Title
Restroom - Roof
Floor Plan - Enlarged

Date	11/06/20
Scale	1/2" = 1'-0"
Drawing Number	A-W-106
Sheet Size	ARCH D



Owner
Storm King Art Center
1 Museum Road
New Windsor, NY 12553
+1 (845) 534-3115

Design Architect
heneghan peng architects
14-16 Lord Edward Street
Dublin, D02 YC63
+353 1 633 9000

Executive Architect
WXY Architecture + Urban Design
224 Centre Street, 5th Floor
New York, NY 10013
+1 (212) 219-1953

Landscape Architect
Gustafson Porter + Bowman
1 Cobham Mews
London, MW1 9SB
+44 020 7284 8950

Reed Hilderbrand LLC
33 Whitney Avenue, 3rd Floor
New Haven, CT 06510
+1 (617) 923-2422

Structural & Lighting
ARUP
77 Water Street
New York, NY 10005
+1 (212) 896-3000

MEPF & IT
BuroHappold
100 Broadway #23
New York, NY 10005
+1 (212) 616-0228

Civil
VHB
100 Great Oaks Blvd., Suite 118
Albany, NY 12203
+1 (518) 389-3606

AV & Acoustics
LSTN Consultants
76 Beaver Street, 2nd Floor
New York, NY 10005
+1 (347) 788-0810

Facade
Front Inc.
100 E. Broadway Street, #501
New York, NY 10002
+1 (212) 242-2220

Key Plan

N	
Description	Date
50% Design Development	02/24/20
100% Design Development	05/29/20
50% Construction Documents	11/06/20

Project

Storm King
Art Center
**Welcome
Pavilions**

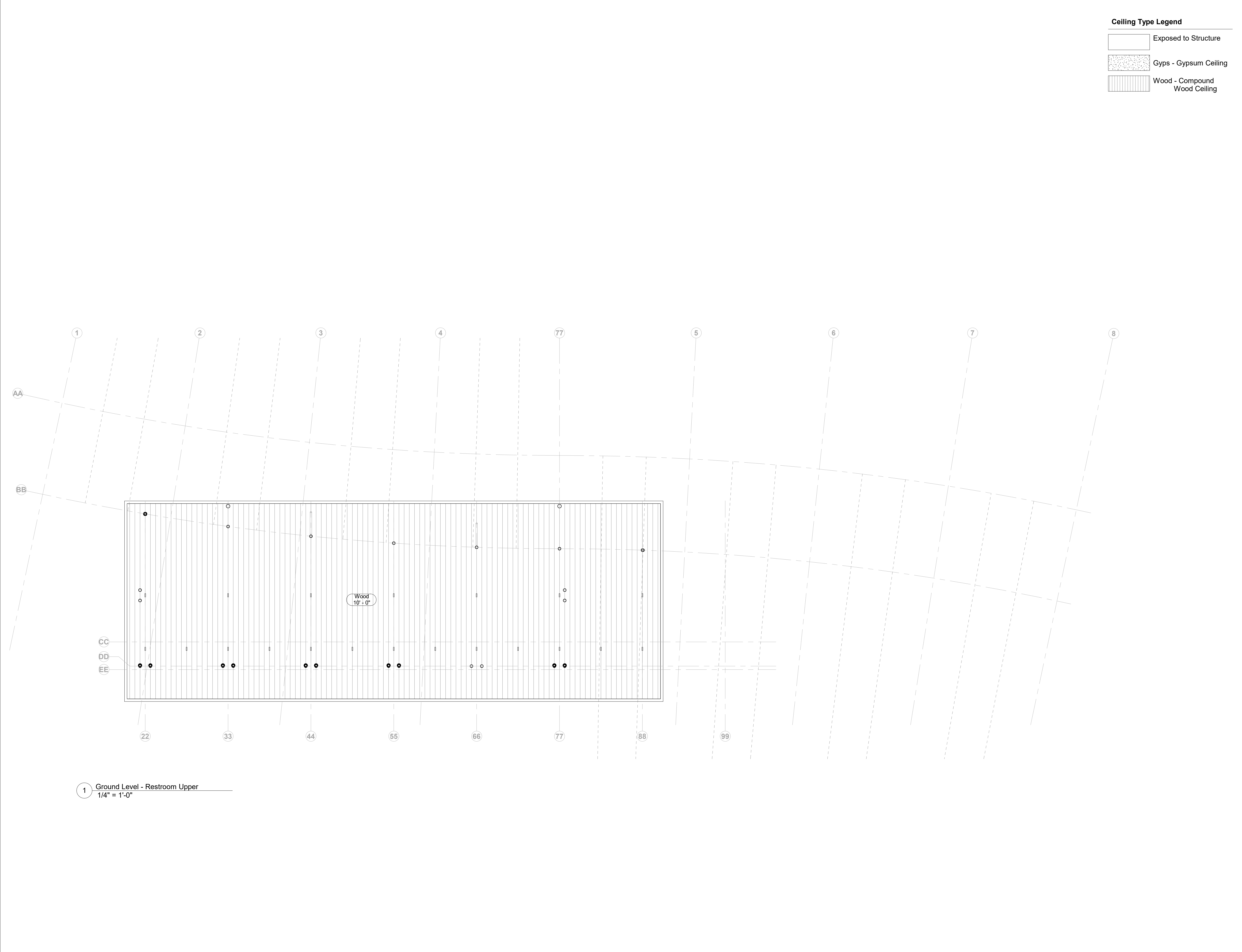
Seal

NOT FOR CONSTRUCTION

Drawing Title

Restroom - RCP -
Ground Level

Date	11/06/20
Scale	1/4" = 1'-0"
Drawing Number	A-W-111
Sheet Size	ARCH D



Owner
Storm King Art Center
1 Museum Road
New Windsor, NY 12553
+1 (845) 534-3115

Design Architect
heneghan peng architects
14-16 Lord Edward Street
Dublin, D02 YC63
+353 1 633 9000

Executive Architect
WXY Architecture + Urban Design
224 Centre Street, 5th Floor
New York, NY 10013
+1 (212) 219-1953

Landscape Architect
Gustafson Porter + Bowman
1 Cobham Mews
London, MW1 9SB
+44 020 7284 8950

Reed Hilderbrand LLC
33 Whitney Avenue, 3rd Floor
New Haven, CT 06510
+1 (617) 923-2422

Structural & Lighting
ARUP
77 Water Street
New York, NY 10005
+1 (212) 896-3000

MEPF & IT
BuroHappold
100 Broadway #23
New York, NY 10005
+1 (212) 616-0228

Civil
VHB
100 Great Oaks Blvd., Suite 118
Albany, NY 12203
+1 (518) 389-3606

AV & Acoustics
LSTN Consultants
76 Beaver Street, 2nd Floor
New York, NY 10005
+1 (347) 788-0810

Facade
Front Inc.
100 E. Broadway Street, #501
New York, NY 10002
+1 (212) 242-2220

Key Plan



Description	Date
50% Construction Documents	11/06/20

Project

Storm King
Art Center

Welcome
Pavilions

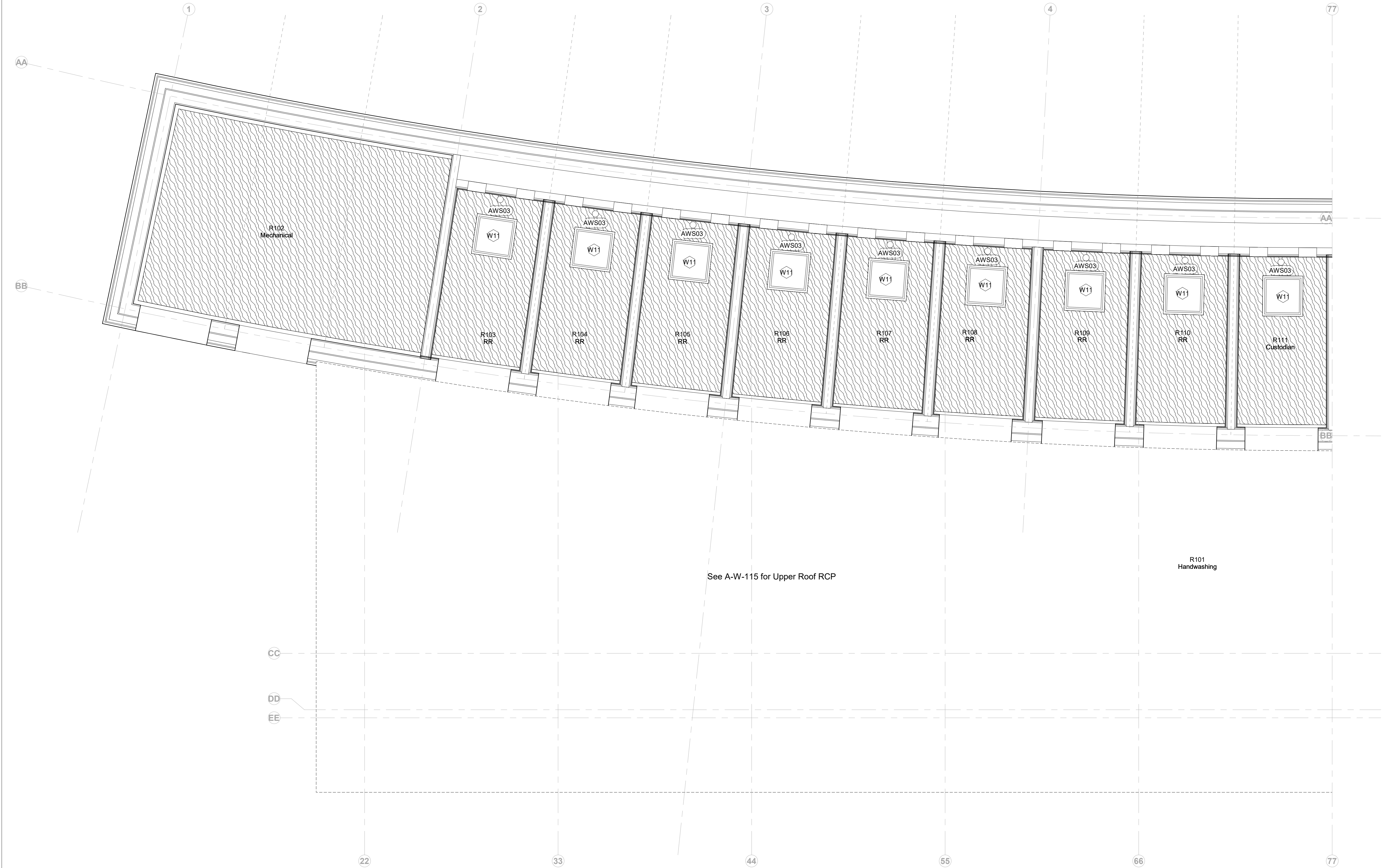
Seal

NOT FOR CONSTRUCTION

Drawing Title

Restroom - RCP -
Upper Roof

Date	11/06/20
Scale	1/4" = 1'-0"
Drawing Number	A-W-112
Sheet Size	ARCH D



Owner
Storm King Art Center
1 Museum Road
New Windsor, NY 12553
+1 (845) 534-3115

Design Architect
heneghan peng architects
14-16 Lord Edward Street
Dublin, D02 YC63
+353 1 633 9000

Executive Architect
WXY Architecture + Urban Design
224 Centre Street, 5th Floor
New York, NY 10013
+1 (212) 219-1953

Landscape Architect
Gustafson Porter + Bowman
1 Cobham Mews
London, MW1 9SB
+44 020 7284 8950

Reed Hilderbrand LLC
33 Whitney Avenue, 3rd Floor
New Haven, CT 06510
+1 (617) 923-2422

Structural & Lighting
ARUP
77 Water Street
New York, NY 10005
+1 (212) 896-3000

MEPF & IT
BuroHappold
100 Broadway #23
New York, NY 10005
+1 (212) 616-0228

Civil
VHB
100 Great Oaks Blvd., Suite 118
Albany, NY 12203
+1 (518) 389-3606

AV & Acoustics
LSTN Consultants
76 Beaver Street, 2nd Floor
New York, NY 10005
+1 (347) 788-0810

Facade
Front Inc.
100 E. Broadway Street, #501
New York, NY 10002
+1 (212) 242-2220

Key Plan



Description	Date
50% Construction Documents	11/06/20

Project

Storm King Art Center Welcome Pavilions

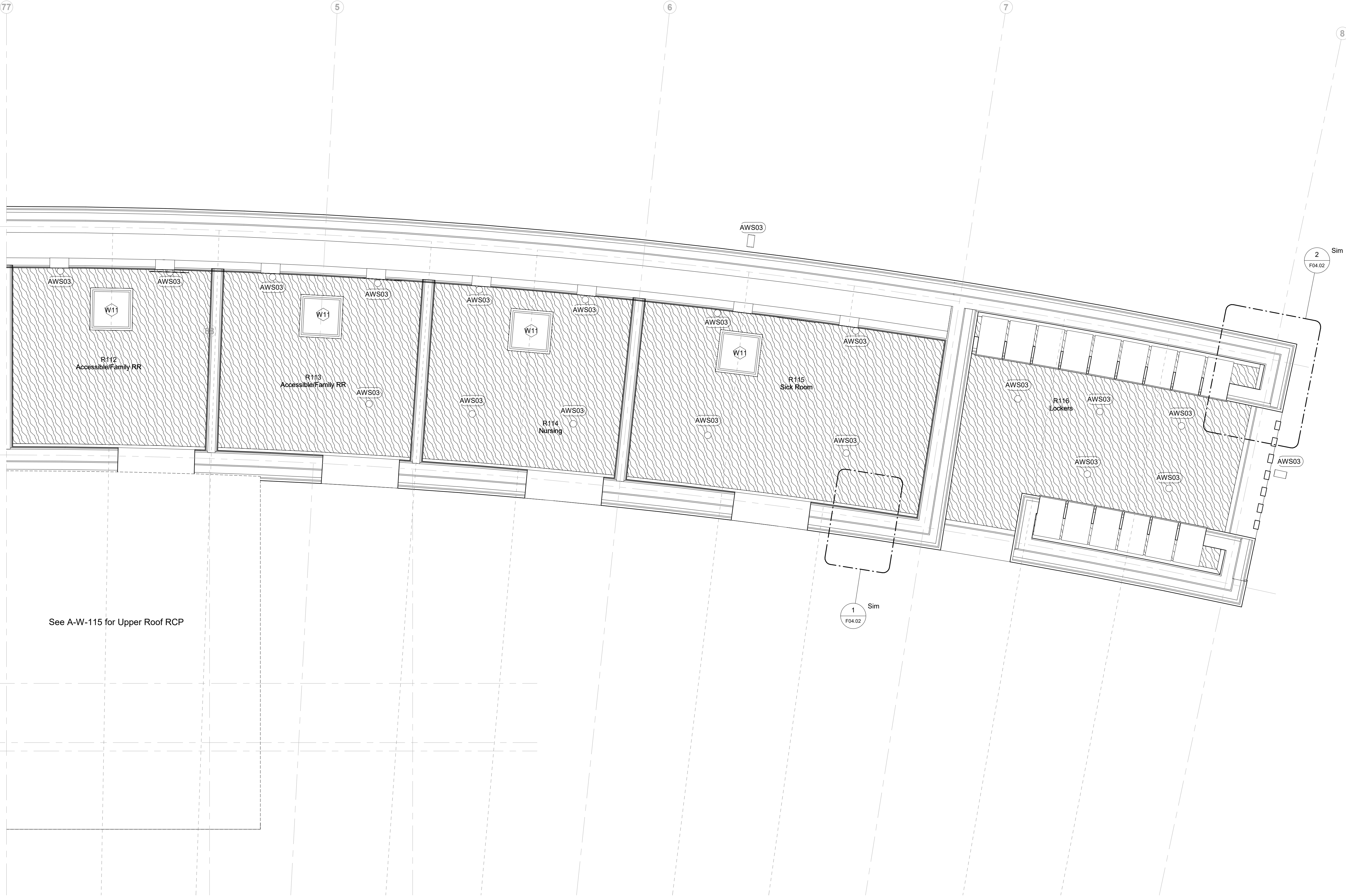
Seal

NOT FOR CONSTRUCTION

Drawing Title

Restroom - Ground Floor RCP - Enlarged

Date	11/06/20
Scale	1/2" = 1'-0"
Drawing Number	A-W-113
Sheet Size	ARCH D



1 Ground Level - Restroom WEST
1/2" = 1'-0"

Owner
Storm King Art Center
1 Museum Road
New Windsor, NY 12553
+1 (845) 534-3115

Design Architect
heneghan peng architects
14-16 Lord Edward Street
Dublin, D02 YC63
+353 1 633 9000

Executive Architect
WXY Architecture + Urban Design
224 Centre Street, 5th Floor
New York, NY 10013
+1 (212) 219-1953

Landscape Architect
Gustafson Porter + Bowman
1 Cobham Mews
London, MW1 9SB
+44 020 7284 8950

Reed Hilderbrand LLC
33 Whitney Avenue, 3rd Floor
New Haven, CT 06510
+1 (617) 923-2422

Structural & Lighting
ARUP
77 Water Street
New York, NY 10005
+1 (212) 896-3000

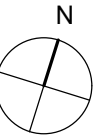
MEPF & IT
BuroHappold
100 Broadway #23
New York, NY 10005
+1 (212) 616-0228

Civil
VHB
100 Great Oaks Blvd., Suite 118
Albany, NY 12203
+1 (518) 389-3606

AV & Acoustics
LSTN Consultants
76 Beaver Street, 2nd Floor
New York, NY 10005
+1 (347) 788-0810

Facade
Front Inc.
100 E. Broadway Street, #501
New York, NY 10002
+1 (212) 242-2220

Key Plan



N

Description	Date
50% Construction Documents	11/06/20

Project

Storm King
Art Center

Welcome
Pavilions

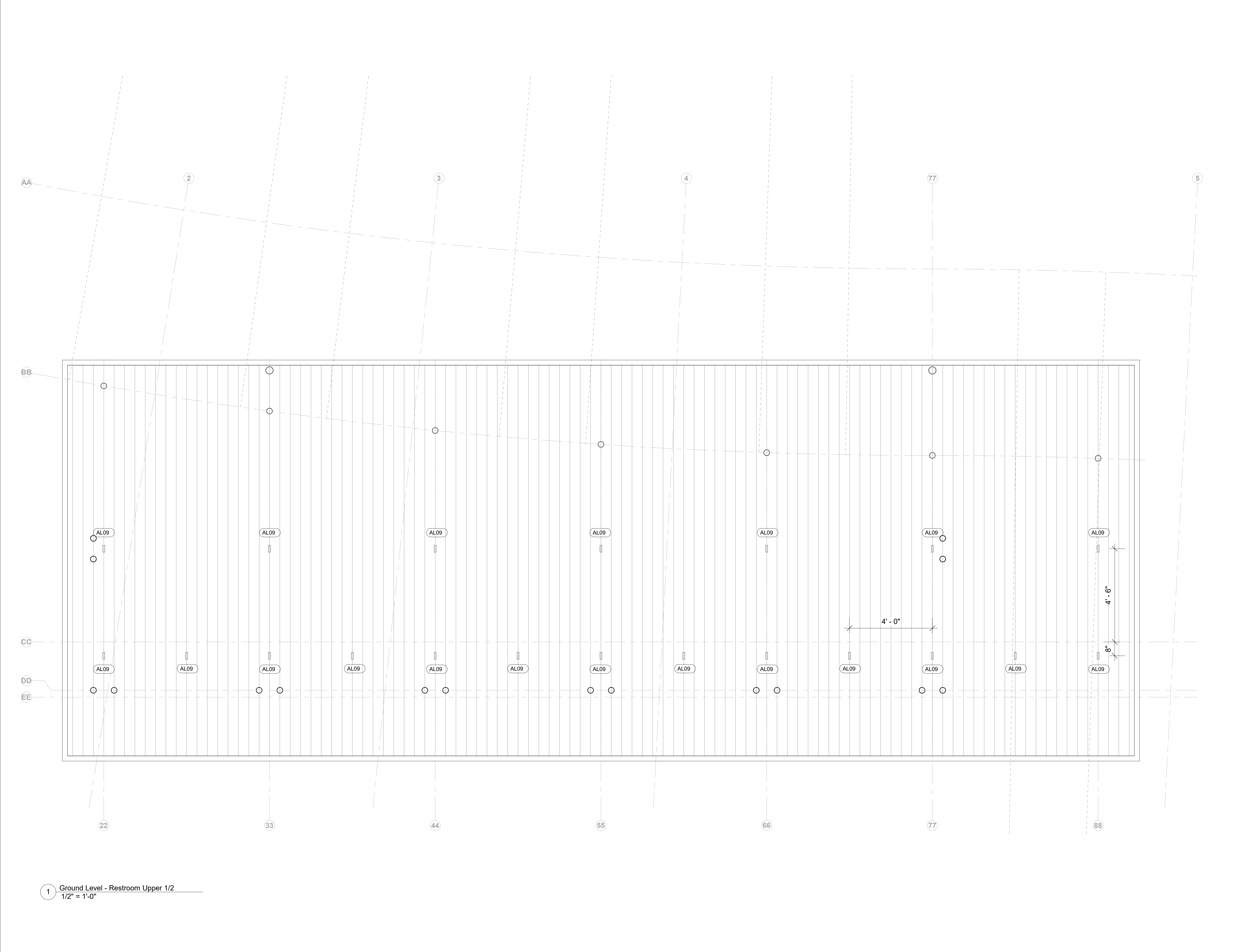
Seal

NOT FOR CONSTRUCTION

Drawing Title

Restroom - Ground
Floor RCP - Enlarged

Date	11/06/20
Scale	1/2" = 1'-0"
Drawing Number	A-W-114
Sheet Size	ARCH D



1 Ground Level - Restroom Upper 1/2
1/2" = 1'-0"

Owner
Storm King Art Center
1 Museum Road
New Windsor, NY 12553
+1 (845) 534-3115

Design Architect
heneghan peng architects
14-16 Lord Edward Street
Dublin, D02 YC63
+353 1 633 9000

Executive Architect
WXY Architecture + Urban Design
224 Centre Street, 5th Floor
New York, NY 10013
+1 (212) 219-1953

Landscape Architect
Gustafson Porter + Bowman
1 Cobham Mews
London, MW1 9SB
+44 020 7284 8950

Reed Hilderbrand LLC
33 Whitney Avenue, 3rd Floor
New Haven, CT 06510
+1 (617) 923-2422

Structural & Lighting
ARUP
77 Water Street
New York, NY 10005
+1 (212) 896-3000

MEPF & IT
BuroHappold
100 Broadway #23
New York, NY 10005
+1 (212) 616-0228

Civil
VHB
100 Great Oaks Blvd., Suite 118
Albany, NY 12203
+1 (518) 389-3606

AV & Acoustics
LSTN Consultants
76 Beaver Street, 2nd Floor
New York, NY 10005
+1 (347) 788-0810

Facade
Front Inc.
100 E. Broadway Street, #501
New York, NY 10002
+1 (212) 242-2220

Key Plan



Description	Date
50% Construction Documents	11/06/20

Project

Storm King
Art Center

Wellcome
Pavilions

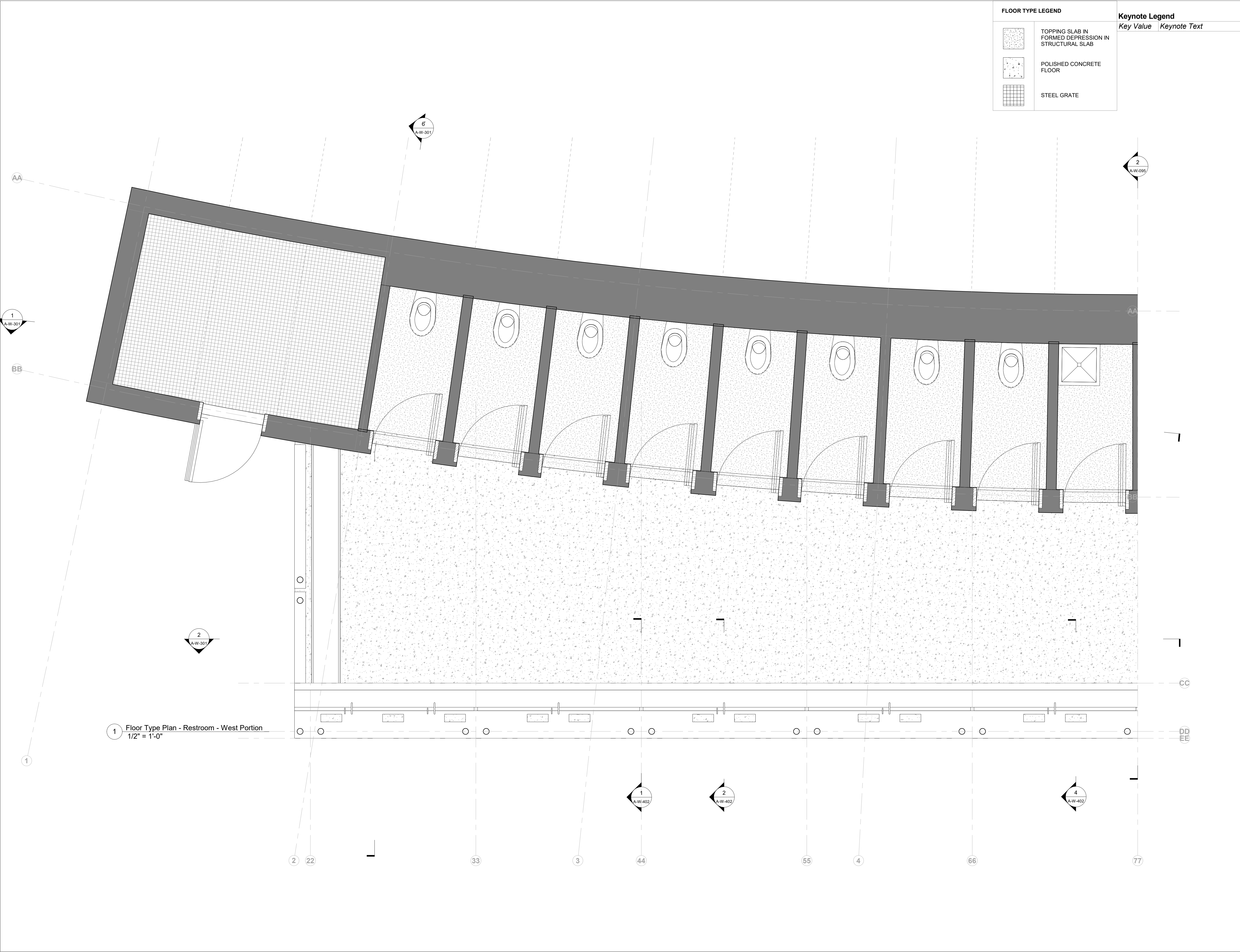
Seal

NOT FOR CONSTRUCTION

Drawing Title

Restroom - RCP -
Upper Roof -
Enlarged

Date	11/03/20
Scale	1/2" = 1'-0"
Drawing Number	A-W-115
Sheet Size	ARCH D



Owner
Storm King Art Center
1 Museum Road
New Windsor, NY 12553
+1 (845) 534-3115

Design Architect
heneghan peng architects
14-16 Lord Edward Street
Dublin, D02 YC63
+353 1 633 9000

Executive Architect
WXY Architecture + Urban Design
224 Centre Street, 5th Floor
New York, NY 10013
+1 (212) 219-1953

Landscape Architect
Gustafson Porter + Bowman
1 Cobham Mews
London, MW1 9SB
+44 020 7284 8950

Reed Hilderbrand LLC
33 Whitney Avenue, 3rd Floor
New Haven, CT 06510
+1 (617) 923-2422

Structural & Lighting
ARUP
77 Water Street
New York, NY 10005
+1 (212) 896-3000

MEPF & IT
BuroHappold
100 Broadway #23
New York, NY 10005
+1 (212) 616-0228

Civil
VHB
100 Great Oaks Blvd., Suite 118
Albany, NY 12203
+1 (518) 389-3606

AV & Acoustics
LSTN Consultants
76 Beaver Street, 2nd Floor
New York, NY 10005
+1 (347) 788-0810

Facade
Front Inc.
100 E. Broadway Street, #501
New York, NY 10002
+1 (212) 242-2220

Key Plan

Description	Date
50% Construction Documents	11/06/20

Project
Storm King
Art Center
**Welcome
Pavilions**

Seal

NOT FOR CONSTRUCTION
Drawing Title
Restrooms - Finish
Floor Plan - Enlarged

Date	11/06/20
Scale	1/2" = 1'-0"
Drawing Number	A-W-121
Sheet Size	ARCH D

FLOOR TYPE LEGEND		Keynote Legend	
	TOPPING SLAB IN FORMED DEPRESSION IN STRUCTURAL SLAB	Key Value	Keynote Text
	POLISHED CONCRETE FLOOR		
	STEEL GRATE		

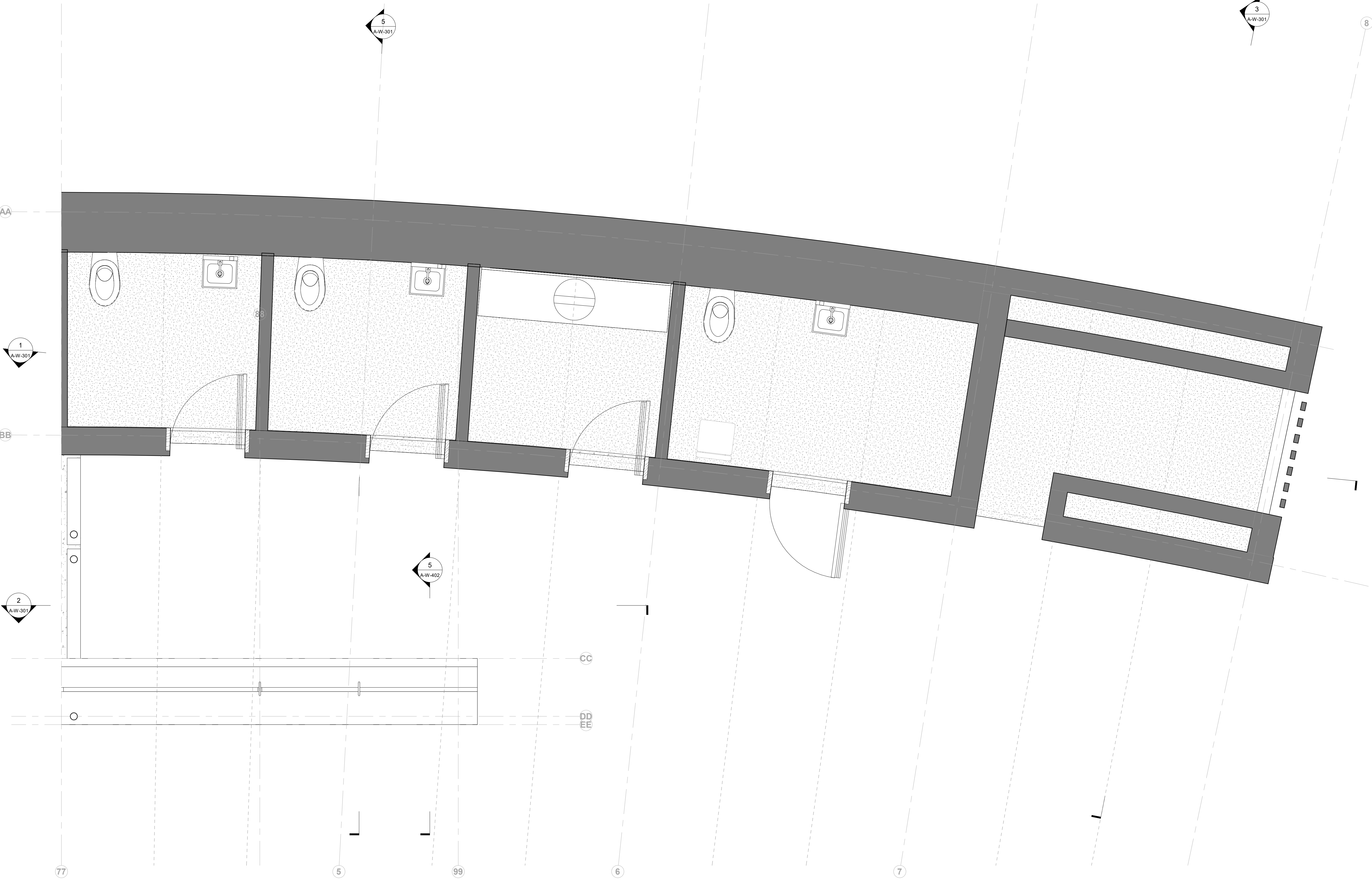
Owner Storm King Art Center 1 Museum Road New Windsor, NY 12553 +1 (845) 534-3115
Design Architect heneghan peng architects 14-16 Lord Edward Street Dublin, D02 YC63 +353 1 633 9000
Executive Architect WXY Architecture + Urban Design 224 Centre Street, 5th Floor New York, NY 10013 +1 (212) 219-1953
Landscape Architect Gustafson Porter + Bowman 1 Cobham Mews London, MW1 9SB +44 020 7284 8950
Reed Hilderbrand LLC 33 Whitney Avenue, 3rd Floor New Haven, CT 06510 +1 (617) 923-2422
Structural & Lighting ARUP 77 Water Street New York, NY 10005 +1 (212) 896-3000
MEPF & IT BuroHappold 100 Broadway #23 New York, NY 10005 +1 (212) 616-0228
Civil VHB 100 Great Oaks Blvd., Suite 118 Albany, NY 12203 +1 (518) 389-3606
AV & Acoustics LSTN Consultants 76 Beaver Street, 2nd Floor New York, NY 10005 +1 (347) 788-0810
Facade Front Inc. 100 E. Broadway Street, #501 New York, NY 10002 +1 (212) 242-2220
Key Plan

Description	Date
50% Construction Documents	11/06/20

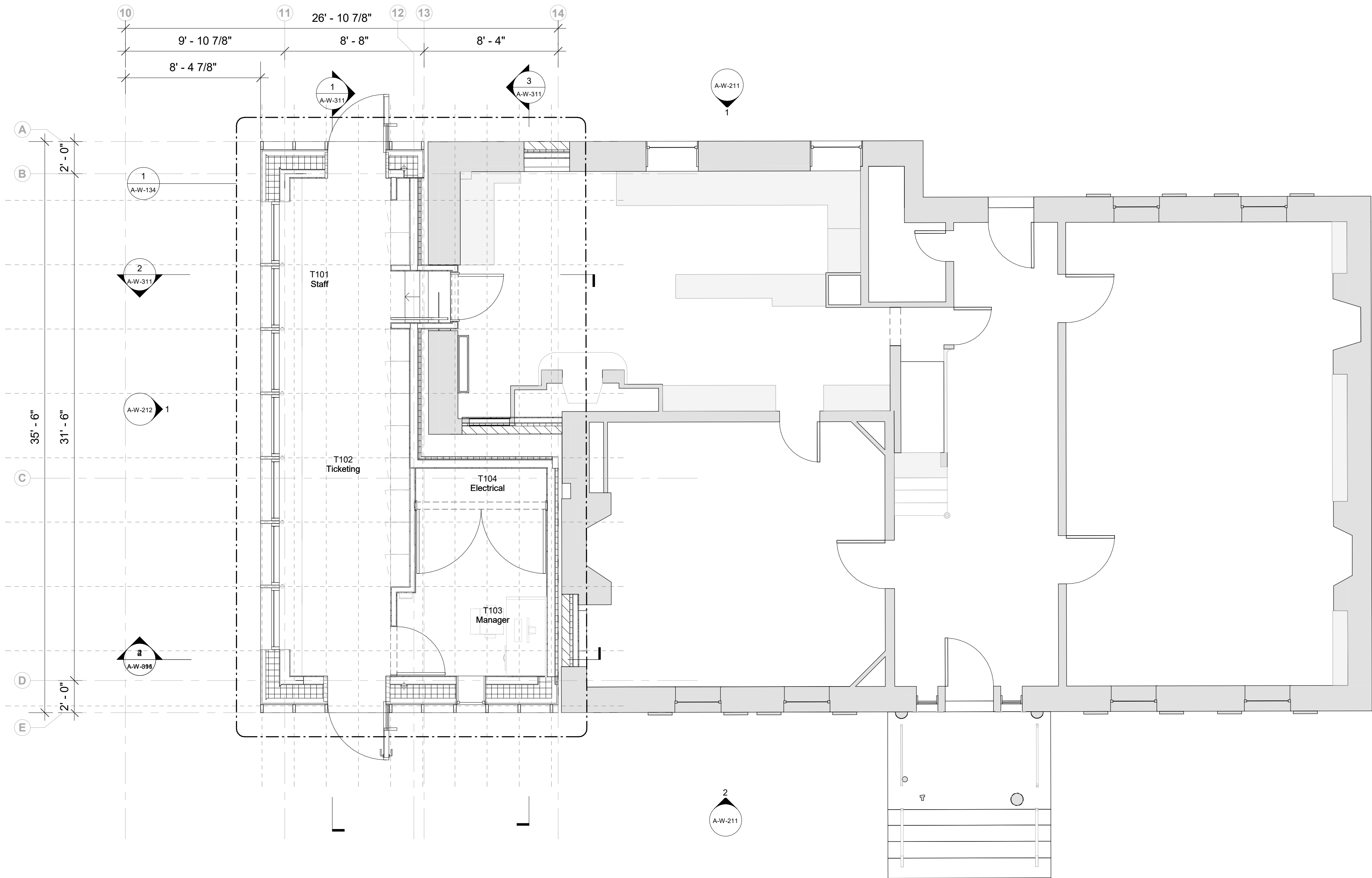
Project
Storm King Art Center
Welcome Pavilions
Seal

NOT FOR CONSTRUCTION
Drawing Title
Restrooms - Finish
Floor Plan - Enlarged

Date	11/06/20
Scale	1/2" = 1'-0"
Drawing Number	A-W-122
Sheet Size	ARCH D



1 Floor Type Plan - Restroom - East Portion
1/2" = 1'-0"



Scandrett General Notes

1. Infill & repair of post demolition existing exterior and interior walls as it related to the Ticketing Addition.
2. Design and Structural team. recommend exterior masonry walls are repointed within the next 5-10 years.
3. Inspect and repair any window leaks and/or damage.
4. Cleaning of exisiting exterior facade.
5. Inspect and repair any door leaks and/or damage.
6. New roof over the 1742 built portion of Scandrett House will be considered part of the Ticketing Addition.
7. Inspect and patch and roof leaks.
8. Ensure all vents are cleaned to ensure proper ventilation.
9. Clean and repair all gutters and downpipes.
10. Clear out the interior of Scandrett House including furniture, storage materials, carpets, and loose floor finishings. Check for loose nails. and/or other trip hazards.
11. Tidy up landscape without a wholesale removal. Selective trimming of vines.
12. Check vents to the basement and cellar to ensure undefloor spaces are ventilated properly.
13. Painting of exterior window frames and shutters.
14. Evaluate for any termite damage.

Owner

Storm King Art Center
1 Museum Road
New Windsor, NY 12553
+1 (845) 534-3115

Design Architect

heneghan peng architects
14-16 Lord Edward Street
Dublin, D02 YC63
+353 1 633 9000

Executive Architect

WXY Architecture + Urban Design
224 Centre Street, 5th Floor
New York, NY 10013
+1 (212) 219-1953

Landscape Architect

Gustafson Porter + Bowman
1 Cobham Mews
London, MW1 9SB
+44 020 7284 8950

Reed Hilderbrand LLC

33 Whitney Avenue, 3rd Floor
New Haven, CT 06510
+1 (617) 923-2422

Structural & Lighting

ARUP
77 Water Street
New York, NY 10005
+1 (212) 896-3000

MEPF & IT

BuroHappold
100 Broadway #23
New York, NY 10005
+1 (212) 616-0228

Civil

VHB
100 Great Oaks Blvd., Suite 118
Albany, NY 12203
+1 (518) 389-3606

AV & Acoustics

LSTN Consultants
76 Beaver Street, 2nd Floor
New York, NY 10005
+1 (347) 788-0810

Facade

Front Inc.
100 E. Broadway Street, #501
New York, NY 10002
+1 (212) 242-2220

Key Plan



Description	Date
50% Design Development	02/24/20
100% Design Development	05/29/20
50% Construction Documents	11/06/20

Project

Storm King Art Center Welcome Pavilions

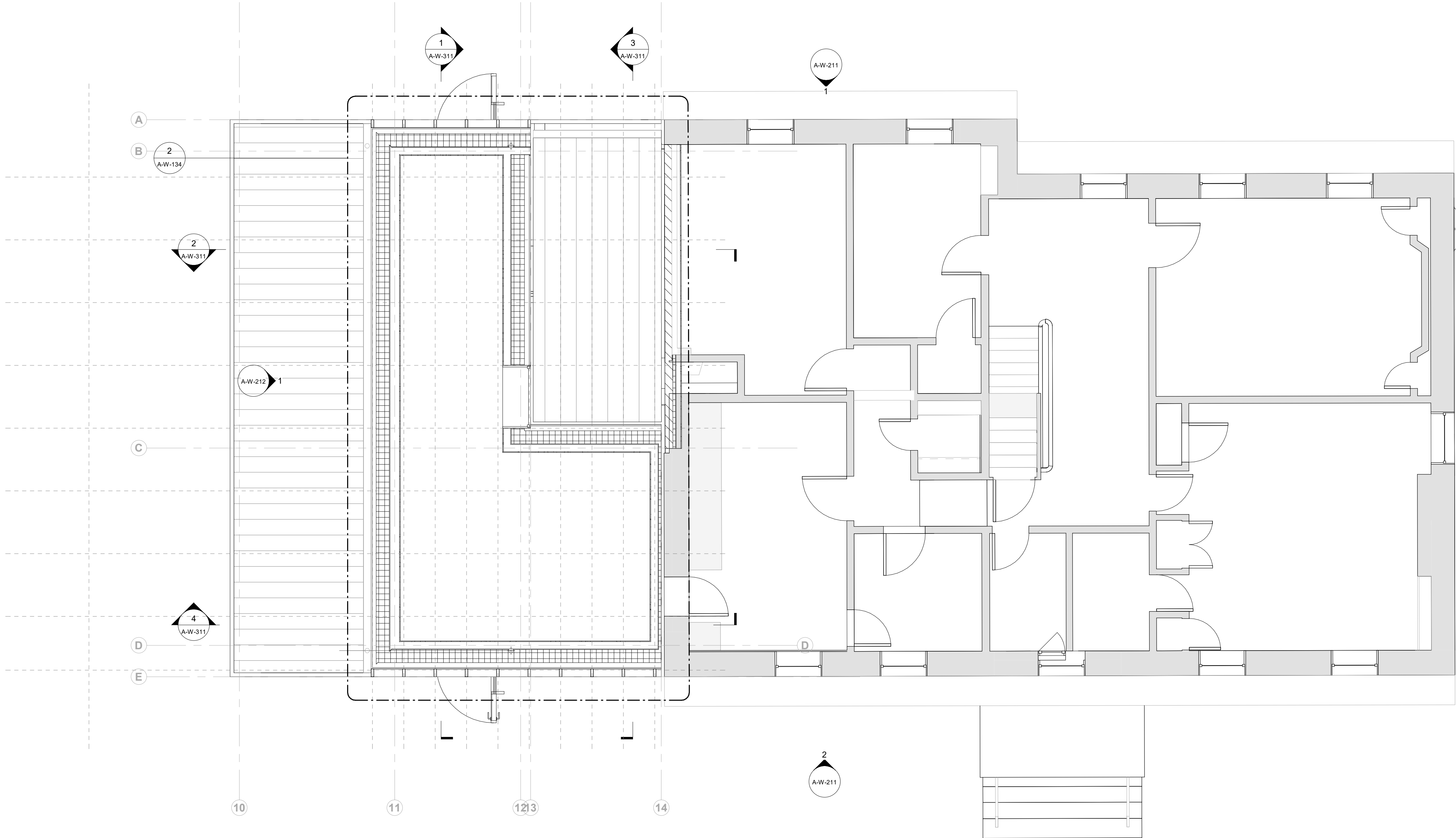
Seal

NOT FOR CONSTRUCTION

Drawing Title

Ticketing - Ground Floor Plan

Date	11/06/20
Scale	1/4" = 1'-0"
Drawing Number	A-W-131
Sheet Size	ARCH D



Owner
Storm King Art Center
1 Museum Road
New Windsor, NY 12553
+1 (845) 534-3115

Design Architect
heneghan peng architects
14-16 Lord Edward Street
Dublin, D02 YC63
+353 1 633 9000

Executive Architect
WXY Architecture + Urban Design
224 Centre Street, 5th Floor
New York, NY 10013
+1 (212) 219-1953

Landscape Architect
Gustafson Porter + Bowman
1 Cobham Mews
London, MW1 9SB
+44 020 7284 8950

Reed Hilderbrand LLC
33 Whitney Avenue, 3rd Floor
New Haven, CT 06510
+1 (617) 923-2422

Structural & Lighting
ARUP
77 Water Street
New York, NY 10005
+1 (212) 896-3000

MEPF & IT
BuroHappold
100 Broadway #23
New York, NY 10005
+1 (212) 616-0228

Civil
VHB
100 Great Oaks Blvd., Suite 118
Albany, NY 12203
+1 (518) 389-3606

AV & Acoustics
LSTN Consultants
76 Beaver Street, 2nd Floor
New York, NY 10005
+1 (347) 788-0810

Facade
Front Inc.
100 E. Broadway Street, #501
New York, NY 10002
+1 (212) 242-2220

Key Plan



Description	Date
50% Construction Documents	11/06/20

Project

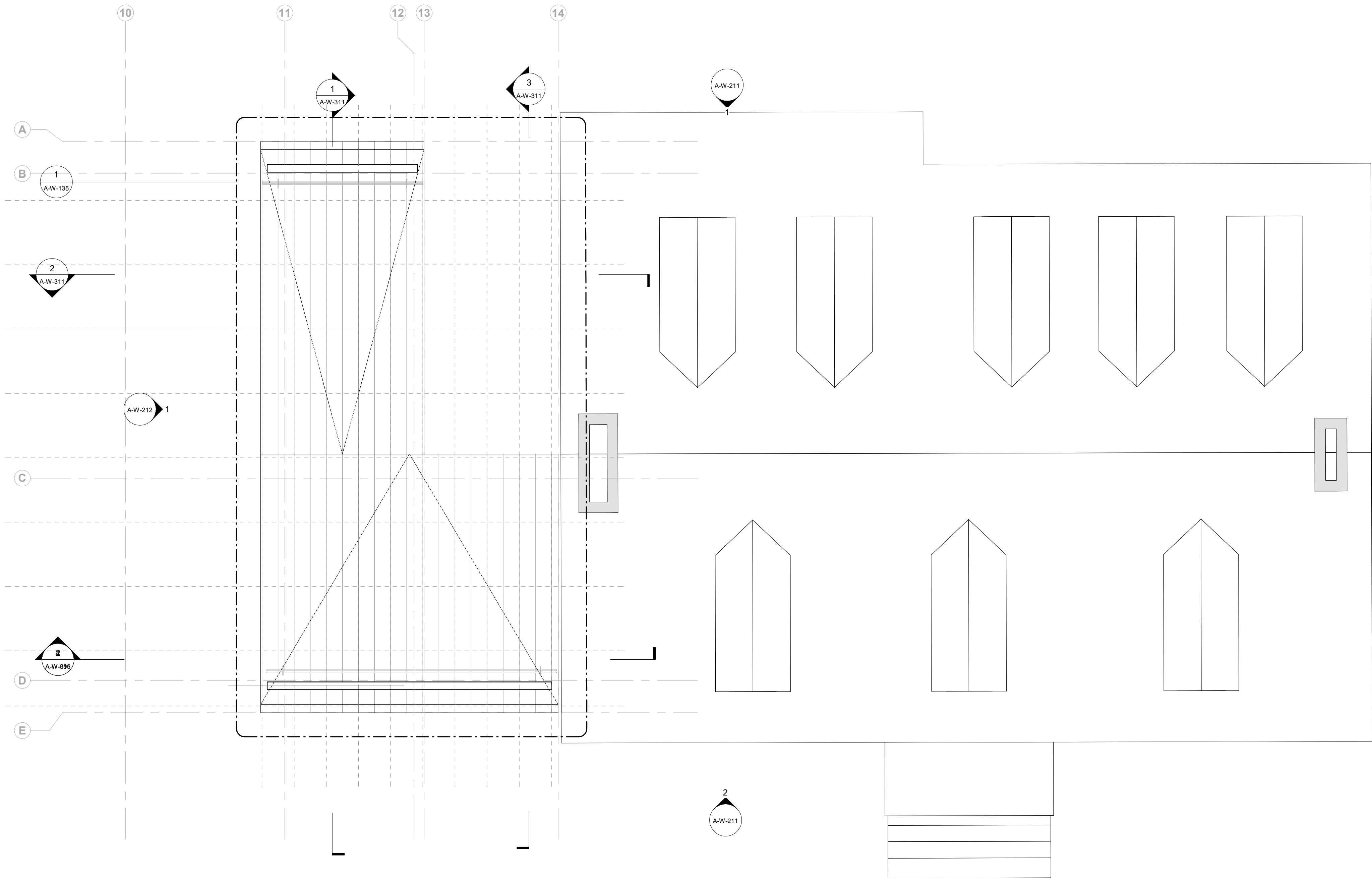
Storm King Art Center Welcome Pavilions

Seal

NOT FOR CONSTRUCTION

Drawing Title
Ticketing - Attic Floor
Plan

Date	11/06/20
Scale	1/4" = 1'-0"
Drawing Number	A-W-132
Sheet Size	ARCH D



1 Roof Level - Ticketing
1/4" = 1'-0"

Owner
Storm King Art Center
1 Museum Road
New Windsor, NY 12553
+1 (845) 534-3115

Design Architect
heneghan peng architects
14-16 Lord Edward Street
Dublin, D02 YC63
+353 1 633 9000

Executive Architect
WXY Architecture + Urban Design
224 Centre Street, 5th Floor
New York, NY 10013
+1 (212) 219-1953

Landscape Architect
Gustafson Porter + Bowman
1 Cobham Mews
London, MW1 9SB
+44 020 7284 8950

Reed Hilderbrand LLC
33 Whitney Avenue, 3rd Floor
New Haven, CT 06510
+1 (617) 923-2422

Structural & Lighting
ARUP
77 Water Street
New York, NY 10005
+1 (212) 896-3000

MEPF & IT
BuroHappold
100 Broadway #23
New York, NY 10005
+1 (212) 616-0228

Civil
VHB
100 Great Oaks Blvd., Suite 118
Albany, NY 12203
+1 (518) 389-3606

AV & Acoustics
LSTN Consultants
76 Beaver Street, 2nd Floor
New York, NY 10005
+1 (347) 788-0810

Facade
Front Inc.
100 E. Broadway Street, #501
New York, NY 10002
+1 (212) 242-2220

Key Plan

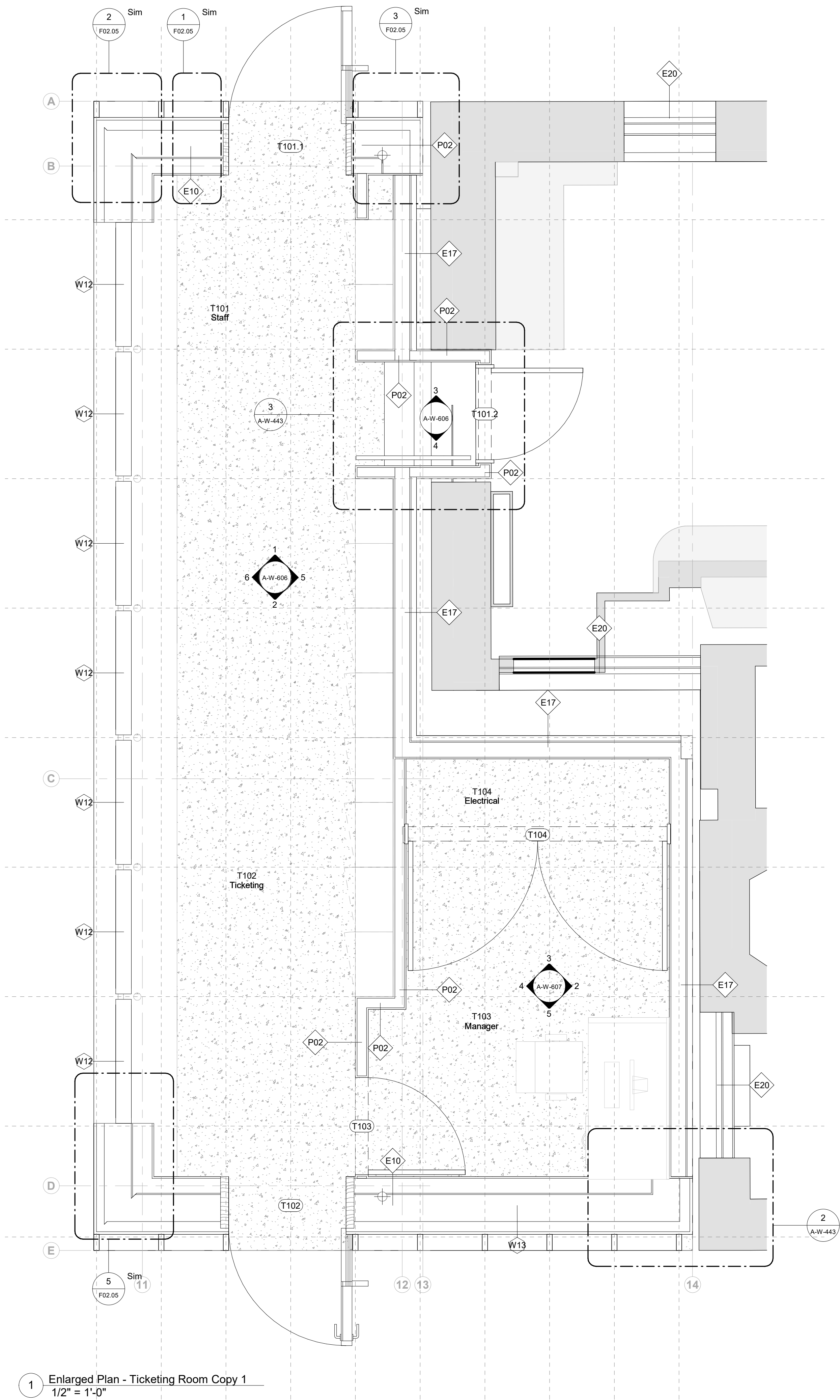
Description		Date
50% Design Development		02/24/20
100% Design Development		05/29/20
50% Construction Documents		11/06/20

Project
Storm King
Art Center
**Welcome
Pavilions**

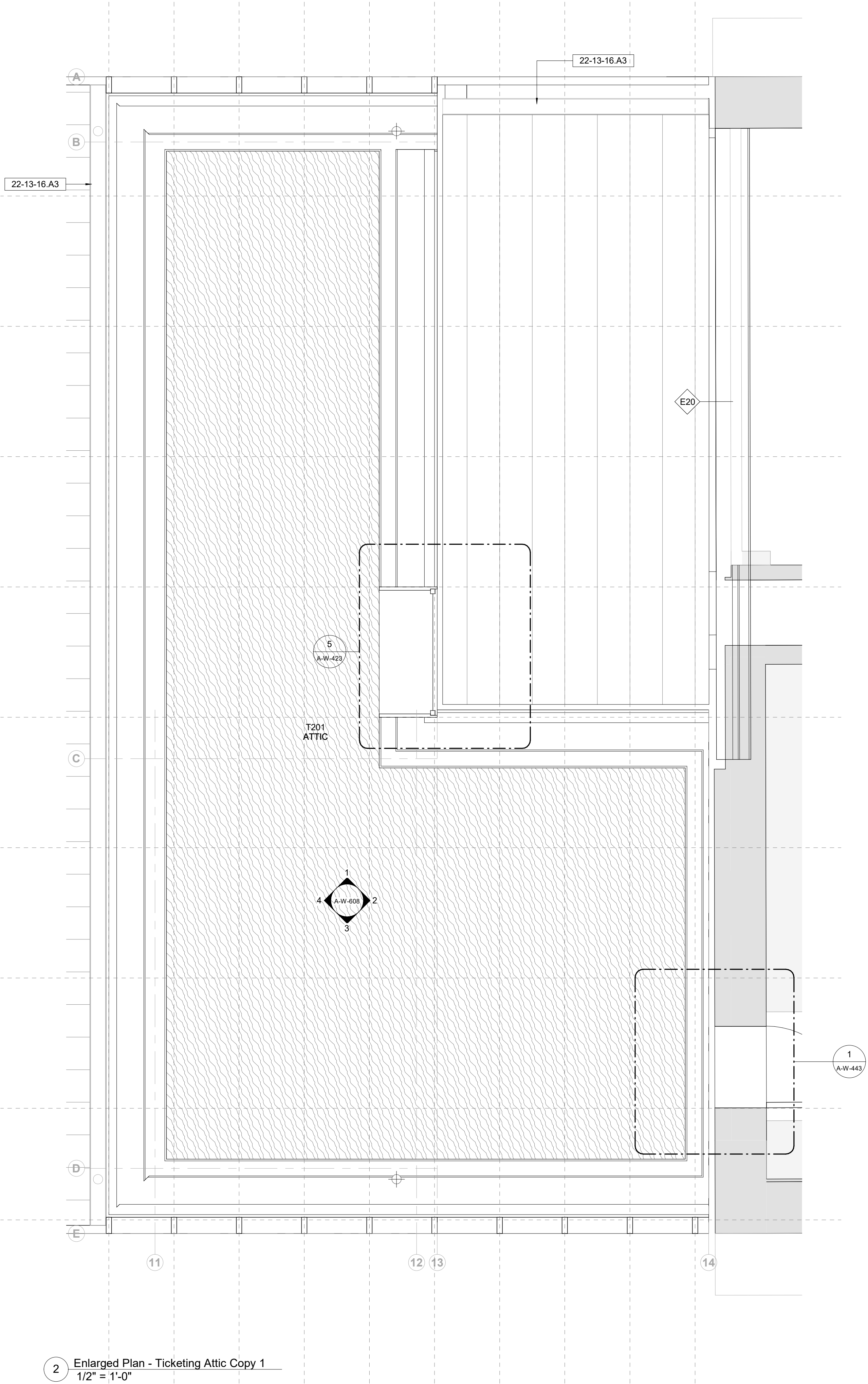
Seal

NOT FOR CONSTRUCTION
Drawing Title
Ticketing - Roof Floor
Plan

Date	11/06/20
Scale	1/4" = 1'-0"
Drawing Number	A-W-133
Sheet Size	ARCH D



1 Enlarged Plan - Ticketing Room Copy 1
1/2" = 1'-0"



2 Enlarged Plan - Ticketing Attic Copy 1
1/2" = 1'-0"

Owner
Storm King Art Center
1 Museum Road
New Windsor, NY 12553
+1 (845) 534-3115

Design Architect
heneghan peng architects
14-16 Lord Edward Street
Dublin, D02 YC63
+353 1 633 9000

Executive Architect
WXY Architecture + Urban Design
224 Centre Street, 5th Floor
New York, NY 10013
+1 (212) 219-1953

Landscape Architect
Gustafson Porter + Bowman
1 Cobham Mews
London, MW1 9SB
+44 020 7284 8950

Reed Hilderbrand LLC
33 Whitney Avenue, 3rd Floor
New Haven, CT 06510
+1 (617) 923-2422

Structural & Lighting
ARUP
77 Water Street
New York, NY 10005
+1 (212) 896-3000

MEPF & IT
BuroHappold
100 Broadway #23
New York, NY 10005
+1 (212) 616-0228

Civil
VHB
100 Great Oaks Blvd., Suite 118
Albany, NY 12203
+1 (518) 389-3606

AV & Acoustics
LSTN Consultants
76 Beaver Street, 2nd Floor
New York, NY 10005
+1 (347) 788-0810

Facade
Front Inc.
100 E. Broadway Street, #501
New York, NY 10002
+1 (212) 242-2220

Key Plan



Description	Date
50% Construction Documents	11/06/20

Project

Storm King Art Center Welcome Pavilions

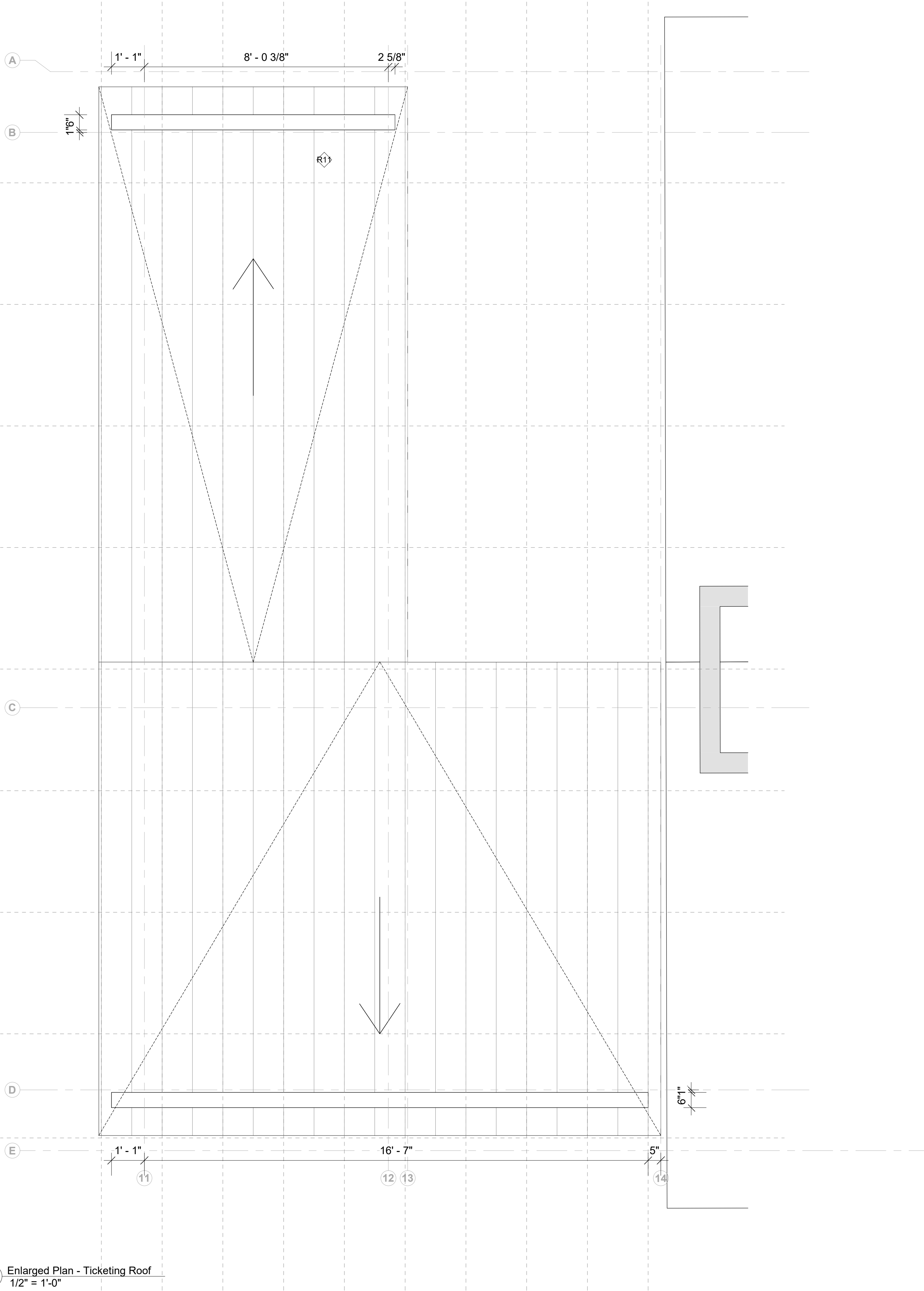
Seal

NOT FOR CONSTRUCTION

Drawing Title

Ticketing - Ground & Attic Floor Plan - Enlarged

Date	11/06/20
Scale	1/2" = 1'-0"
Drawing Number	A-W-134
Sheet Size	ARCH D



1 Enlarged Plan - Ticketing Roof
1/2" = 1'-0"

Owner
Storm King Art Center
1 Museum Road
New Windsor, NY 12553
+1 (845) 534-3115

Design Architect
heneghan peng architects
14-16 Lord Edward Street
Dublin, D02 YC63
+353 1 633 9000

Executive Architect
WXY Architecture + Urban Design
224 Centre Street, 5th Floor
New York, NY 10013
+1 (212) 219-1953

Landscape Architect
Gustafson Porter + Bowman
1 Cobham Mews
London, MW1 9SB
+44 020 7284 8950

Reed Hilderbrand LLC
33 Whitney Avenue, 3rd Floor
New Haven, CT 06510
+1 (617) 923-2422

Structural & Lighting
ARUP
77 Water Street
New York, NY 10005
+1 (212) 896-3000

MEPF & IT
BuroHappold
100 Broadway #23
New York, NY 10005
+1 (212) 616-0228

Civil
VHB
100 Great Oaks Blvd., Suite 118
Albany, NY 12203
+1 (518) 389-3606

AV & Acoustics
LSTN Consultants
76 Beaver Street, 2nd Floor
New York, NY 10005
+1 (347) 788-0810

Facade
Front Inc.
100 E. Broadway Street, #501
New York, NY 10002
+1 (212) 242-2220

Key Plan



Description	Date
50% Construction Documents	11/06/20

Project

Storm King
Art Center

Welcome
Pavilions

Seal

NOT FOR CONSTRUCTION

Drawing Title

Ticketing - Roof Level
Plan - Enlarged

Date	11/06/20
Scale	1/2" = 1'-0"
Drawing Number	A-W-135
Sheet Size	ARCH D



Ceiling Type Legend	
	Exposed to Structure
	Gyps - Gypsum Ceiling
	Wood - Compound Wood Ceiling

Owner Storm King Art Center 1 Museum Road New Windsor, NY 12553 +1 (845) 534-3115	
Design Architect heneghan peng architects 14-16 Lord Edward Street Dublin, D02 YC63 +353 1 633 9000	
Executive Architect WXY Architecture + Urban Design 224 Centre Street, 5th Floor New York, NY 10013 +1 (212) 219-1953	
Landscape Architect Gustafson Porter + Bowman 1 Cobham Mews London, MW1 9SB +44 020 7284 8950	
Reed Hilderbrand LLC 33 Whitney Avenue, 3rd Floor New Haven, CT 06510 +1 (617) 923-2422	
Structural & Lighting ARUP 77 Water Street New York, NY 10005 +1 (212) 896-3000	
MEPF & IT BuroHappold 100 Broadway #23 New York, NY 10005 +1 (212) 616-0228	
Civil VHB 100 Great Oaks Blvd., Suite 118 Albany, NY 12203 +1 (518) 389-3606	
AV & Acoustics LSTN Consultants 76 Beaver Street, 2nd Floor New York, NY 10005 +1 (347) 788-0810	
Facade Front Inc. 100 E. Broadway Street, #501 New York, NY 10002 +1 (212) 242-2220	
Key Plan	

Description	Date
50% Design Development	02/24/20
100% Design Development	05/29/20
50% Construction Documents	11/06/20

Project

Storm King Art Center

Welcome Pavilions

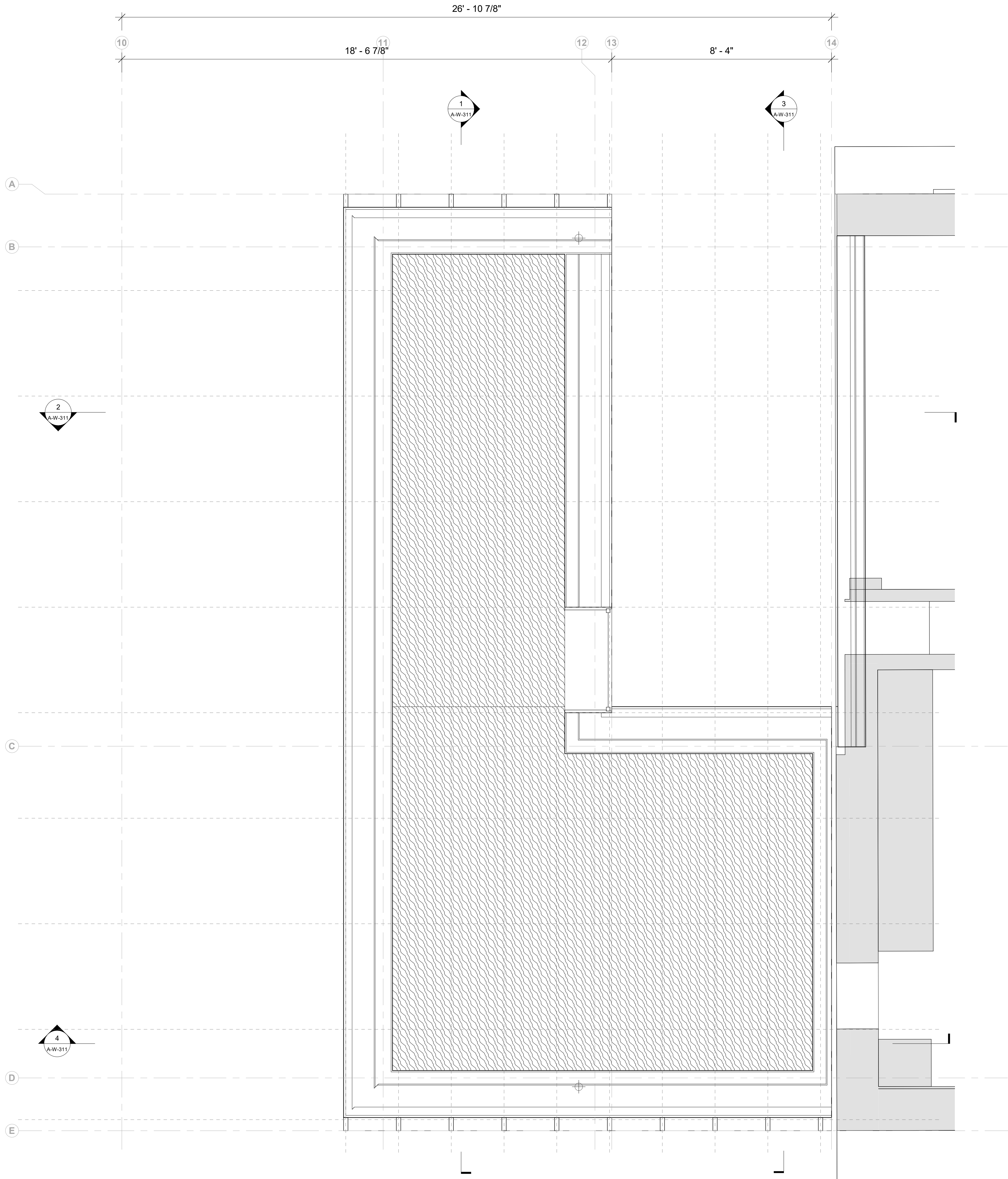
Seal

NOT FOR CONSTRUCTION

Drawing Title

Ticketing - Ground Floor RCP

Date	11/06/20
Scale	As indicated
Drawing Number	A-W-141
Sheet Size	ARCH D



Ceiling Type Legend

- Exposed to Structure
- Gyps - Gypsum Ceiling
- Wood - Compound Wood Ceiling

Owner

Storm King Art Center
1 Museum Road
New Windsor, NY 12553
+1 (845) 534-3115

Design Architect

heneghan peng architects
14-16 Lord Edward Street
Dublin, D02 YC63
+353 1 633 9000

Executive Architect

WXY Architecture + Urban Design
224 Centre Street, 5th Floor
New York, NY 10013
+1 (212) 219-1953

Landscape Architect

Gustafson Porter + Bowman
1 Cobham Mews
London, MW1 9SB
+44 020 7284 8950

Reed Hilderbrand LLC

33 Whitney Avenue, 3rd Floor
New Haven, CT 06510
+1 (617) 923-2422

Structural & Lighting

ARUP
77 Water Street
New York, NY 10005
+1 (212) 896-3000

MEPF & IT

BuroHappold
100 Broadway #23
New York, NY 10005
+1 (212) 616-0228

Civil

VHB
100 Great Oaks Blvd., Suite 118
Albany, NY 12203
+1 (518) 389-3606

AV & Acoustics

LSTN Consultants
76 Beaver Street, 2nd Floor
New York, NY 10005
+1 (347) 788-0810

Facade

Front Inc.
100 E. Broadway Street, #501
New York, NY 10002
+1 (212) 242-2220

Key Plan



Description	Date
50% Construction Documents	11/06/20

Project

Storm King Art Center Welcome Pavilions


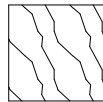
Seal

NOT FOR CONSTRUCTION

Drawing Title

Ticketing - Attic RCP

Date	11/03/20
Scale	As indicated
Drawing Number	A-W-142
Sheet Size	ARCH D

FLOOR TYPE LEGEND	
	POLISHED CONCRETE FLOOR
	PLYWOOD SHEATHING

Keynote Legend	
Key Value	Keynote Text

Owner Storm King Art Center 1 Museum Road New Windsor, NY 12553 +1 (845) 534-3115
Design Architect heneghan peng architects 14-16 Lord Edward Street Dublin, D02 YC63 +353 1 633 9000
Executive Architect WXY Architecture + Urban Design 224 Centre Street, 5th Floor New York, NY 10013 +1 (212) 219-1953
Landscape Architect Gustafson Porter + Bowman 1 Cobham Mews London, MW1 9SB +44 020 7284 8950
Reed Hilderbrand LLC 33 Whitney Avenue, 3rd Floor New Haven, CT 06510 +1 (617) 923-2422
Structural & Lighting ARUP 77 Water Street New York, NY 10005 +1 (212) 896-3000
MEPF & IT BuroHappold 100 Broadway #23 New York, NY 10005 +1 (212) 616-0228
Civil VHB 100 Great Oaks Blvd., Suite 118 Albany, NY 12203 +1 (518) 389-3606
AV & Acoustics LSTN Consultants 76 Beaver Street, 2nd Floor New York, NY 10005 +1 (347) 788-0810
Facade Front Inc. 100 E. Broadway Street, #501 New York, NY 10002 +1 (212) 242-2220

Key Plan



Description	Date
50% Construction Documents	11/06/20

Project

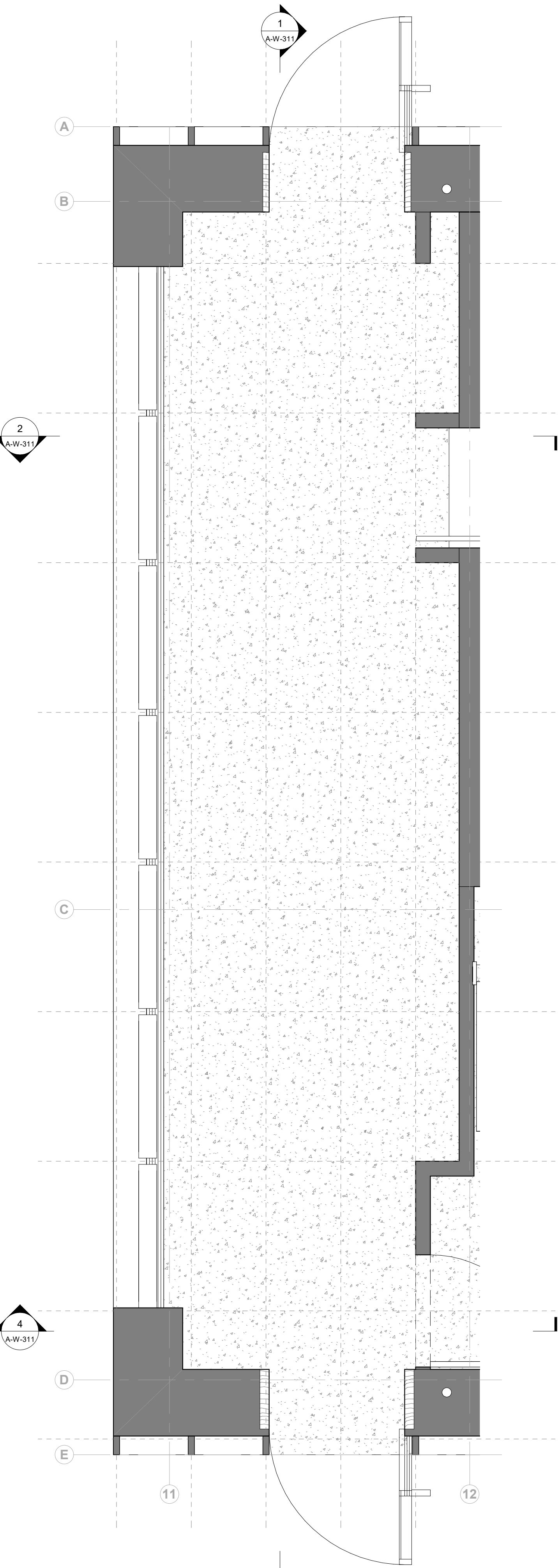
Storm King Art Center Welcome Pavilions

Seal

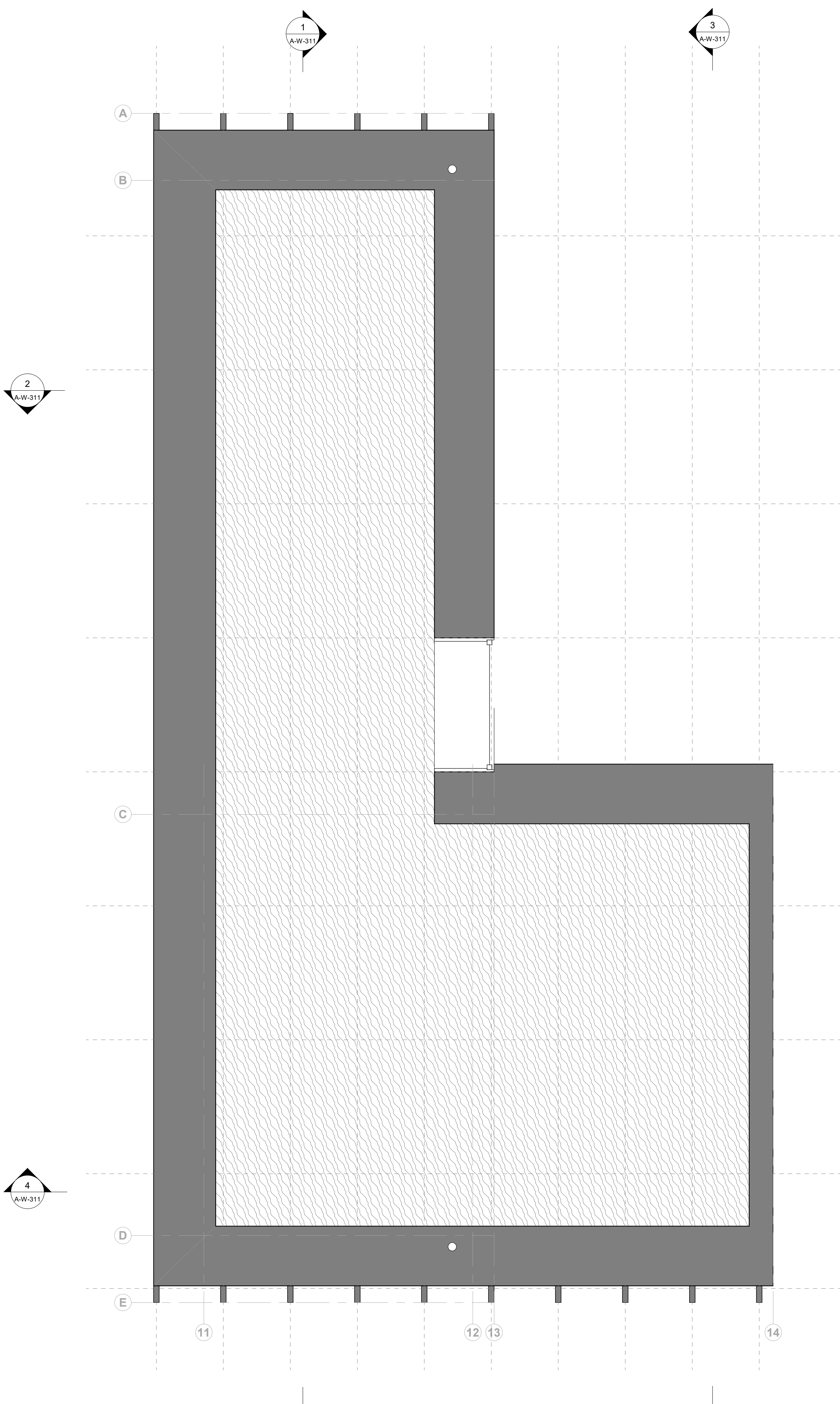
NOT FOR CONSTRUCTION

Drawing Title
Ticketing - Finish
Floor Plan - Ground
& Attic Floor

Date	11/06/20
Scale	1/2" = 1'-0"
Drawing Number	A-W-151
Sheet Size	ARCH D



1 Floor Type Plan - Ticketing - Ground Floor
1/2" = 1'-0"



2 Floor Type Plan - Ticketing - Attic Floor
1/2" = 1'-0"

Keynote Legend	
<i>Key Value</i>	<i>Keynote Text</i>
06-40-23	Architectural Woodwork

Owner
Storm King Art Center
1 Museum Road
New Windsor, NY 12553
+1 (845) 534-3115

Design Architect
heneghan peng architects
14-16 Lord Edward Street
Dublin, D02 YC63
+353 1 633 9000

Executive Architect
WXY Architecture + Urban Design
224 Centre Street, 5th Floor
New York, NY 10013
+1 (212) 219-1953

Landscape Architect
Gustafson Porter + Bowman
1 Cobham Mews
London, MW1 9SB
+44 020 7284 8950

Reed Hilderbrand LLC
33 Whitney Avenue, 3rd Floor
New Haven, CT 06510
+1 (617) 923-2422

Structural & Lighting
ARUP
77 Water Street
New York, NY 10005
+1 (212) 896-3000

MEPF & IT
BuroHappold
100 Broadway #23
New York, NY 10005
+1 (212) 616-0228

Civil
VHB
100 Great Oaks Blvd., Suite 118
Albany, NY 12203
+1 (518) 389-3606

AV & Acoustics
LSTN Consultants
76 Beaver Street, 2nd Floor
New York, NY 10005
+1 (347) 788-0810

Facade
Front Inc.
100 E. Broadway Street, #501
New York, NY 10002
+1 (212) 242-2220

Key Plan

	
Description	Date
50% Design Development	02/24/20
100% Design Development	05/29/20
50% Construction Documents	11/06/20

Project

Storm King Art Center **Welcome Pavilions**

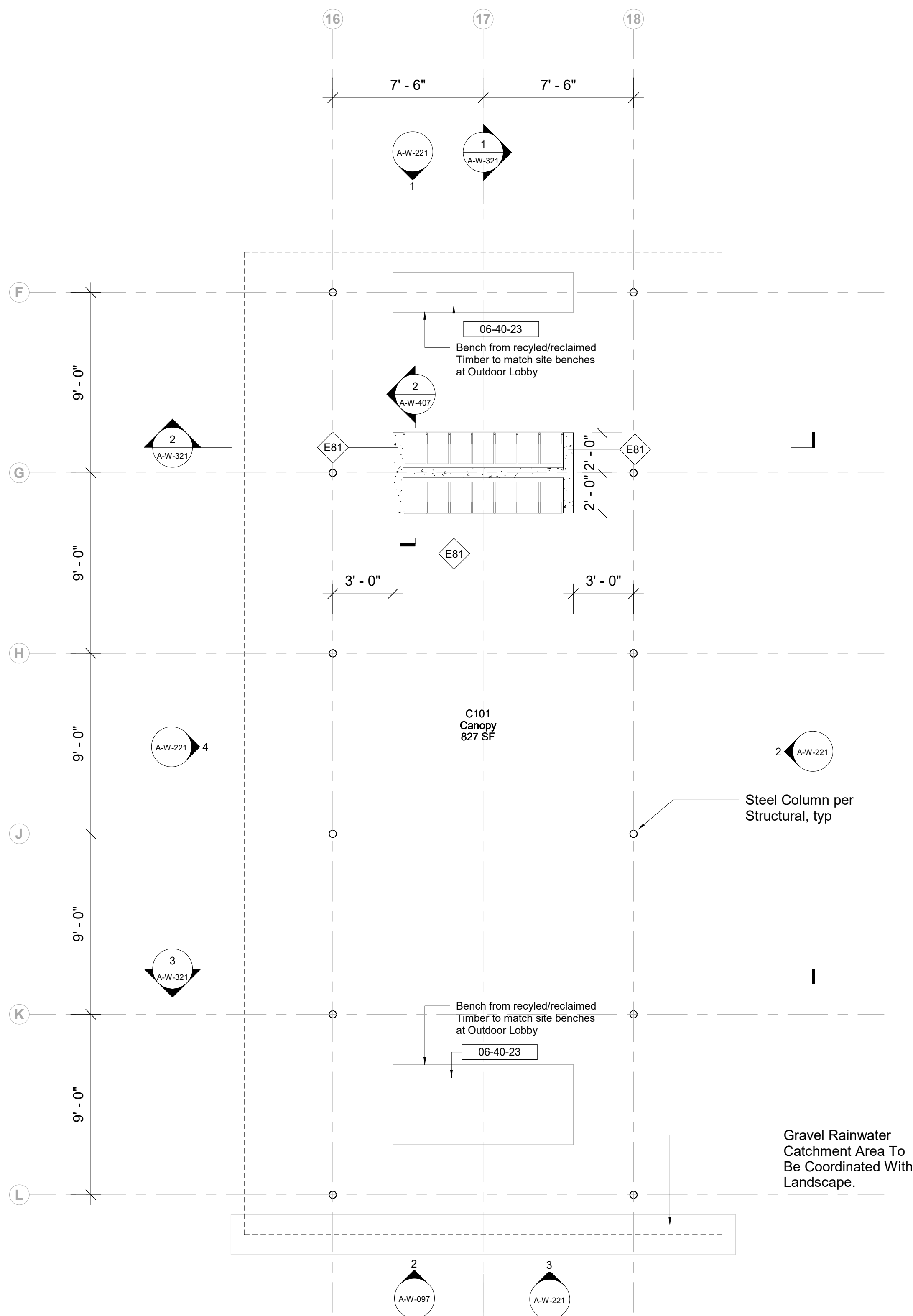
Seal

NOT FOR CONSTRUCTION

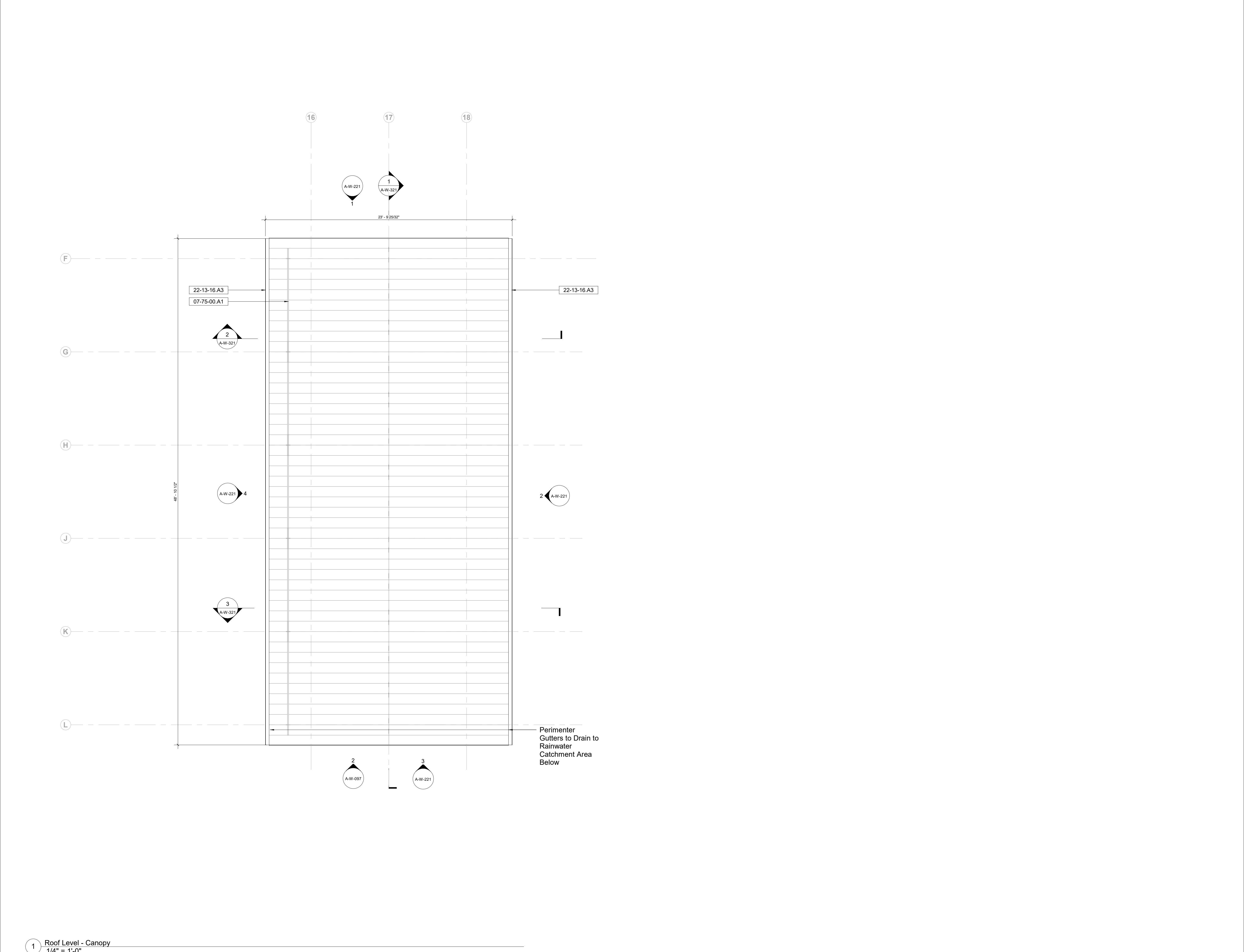
Drawing Title

Canopy - Floor Plan -
Ground Level

Date	11/06/20
Scale	1/4" = 1'-0"
Drawing Number	A-W-161
Sheet Size	ARCH D



1 Ground Level - Canopy
1/4" = 1'-0"



Owner
Storm King Art Center
1 Museum Road
New Windsor, NY 12553
+1 (845) 534-3115

Design Architect
heneghan peng architects
14-16 Lord Edward Street
Dublin, D02 YC63
+353 1 633 9000

Executive Architect
WXY Architecture + Urban Design
224 Centre Street, 5th Floor
New York, NY 10013
+1 (212) 219-1953

Landscape Architect
Gustafson Porter + Bowman
1 Cobham Mews
London, MW1 9SB
+44 020 7284 8950

Reed Hilderbrand LLC
33 Whitney Avenue, 3rd Floor
New Haven, CT 06510
+1 (617) 923-2422

Structural & Lighting
ARUP
77 Water Street
New York, NY 10005
+1 (212) 896-3000

MEPF & IT
BuroHappold
100 Broadway #23
New York, NY 10005
+1 (212) 616-0228

Civil
VHB
100 Great Oaks Blvd., Suite 118
Albany, NY 12203
+1 (518) 389-3606

AV & Acoustics
LSTN Consultants
76 Beaver Street, 2nd Floor
New York, NY 10005
+1 (347) 788-0810

Facade
Front Inc.
100 E. Broadway Street, #501
New York, NY 10002
+1 (212) 242-2220

Key Plan



Description	Date
50% Design Development	02/24/20
100% Design Development	05/29/20
50% Construction Documents	11/06/20

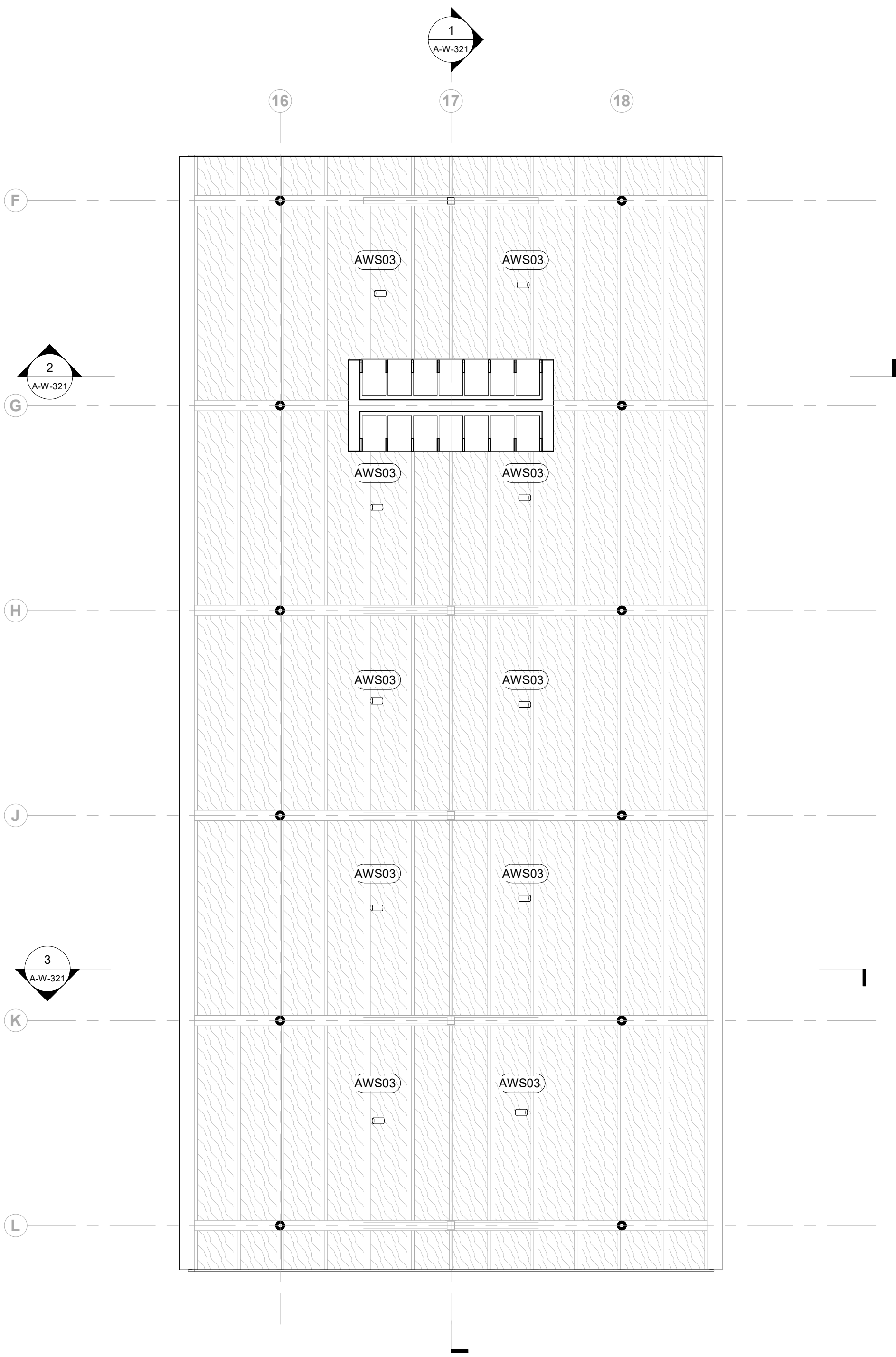
Project

Storm King Art Center Welcome Pavilions

Seal

NOT FOR CONSTRUCTION
Drawing Title
Canopy - Floor Plan -
Roof Level

Date	11/06/20
Scale	1/4" = 1'-0"
Drawing Number	A-W-162
Sheet Size	ARCH D



Ceiling Type Legend

	Exposed to Structure
	Gyps - Gypsum Ceiling
	Wood - Compound Wood Ceiling

Owner

Storm King Art Center
1 Museum Road
New Windsor, NY 12553
+1 (845) 534-3115

Design Architect

heneghan peng architects
14-16 Lord Edward Street
Dublin, D02 YC63
+353 1 633 9000

Executive Architect

WXY Architecture + Urban Design
224 Centre Street, 5th Floor
New York, NY 10013
+1 (212) 219-1953

Landscape Architect

Gustafson Porter + Bowman
1 Cobham Mews
London, MW1 9SB
+44 020 7284 8950

Reed Hilderbrand LLC

33 Whitney Avenue, 3rd Floor
New Haven, CT 06510
+1 (617) 923-2422

Structural & Lighting

ARUP

77 Water Street
New York, NY 10005
+1 (212) 896-3000

MEPF & IT

BuroHappold
100 Broadway #23
New York, NY 10005
+1 (212) 616-0228

Civil

VHB

100 Great Oaks Blvd., Suite 118
Albany, NY 12203
+1 (518) 389-3606

AV & Acoustics

LSTN Consultants
76 Beaver Street, 2nd Floor
New York, NY 10005
+1 (347) 788-0810

Facade

Front Inc.
100 E. Broadway Street, #501
New York, NY 10002
+1 (212) 242-2220

Key Plan

N



Description	Date
50% Design Development	02/24/20
100% Design Development	05/29/20
50% Construction Documents	11/06/20

Project

Storm King Art Center Welcome Pavilions

Seal

NOT FOR CONSTRUCTION

Drawing Title

Canopy - RCP - Ground Level

Date	11/06/20
Scale	1/4" = 1'-0"
Drawing Number	A-W-171
Sheet Size	ARCH D

1 Ground Level - Canopy
1/4" = 1'-0"

Owner
Storm King Art Center
1 Museum Road
New Windsor, NY 12553
+1 (845) 534-3115

Design Architect
heneghan peng architects
14-16 Lord Edward Street
Dublin, D02 YC63
+353 1 633 9000

Executive Architect
WXY Architecture + Urban Design
224 Centre Street, 5th Floor
New York, NY 10013
+1 (212) 219-1953

Landscape Architect
Gustafson Porter + Bowman
1 Cobham Mews
London, MW1 9SB
+44 020 7284 8950

Reed Hilderbrand LLC
33 Whitney Avenue, 3rd Floor
New Haven, CT 06510
+1 (617) 923-2422

Structural & Lighting
ARUP
77 Water Street
New York, NY 10005
+1 (212) 896-3000

MEPF & IT
BuroHappold
100 Broadway #23
New York, NY 10005
+1 (212) 616-0228

Civil
VHB
100 Great Oaks Blvd., Suite 118
Albany, NY 12203
+1 (518) 389-3606

AV & Acoustics
LSTN Consultants
76 Beaver Street, 2nd Floor
New York, NY 10005
+1 (347) 788-0810

Facade
Front Inc.
100 E. Broadway Street, #501
New York, NY 10002
+1 (212) 242-2220

Key Plan

Description	Date
50% Design Development	02/24/20
100% Design Development	05/29/20
50% Construction Documents	11/06/20

Project

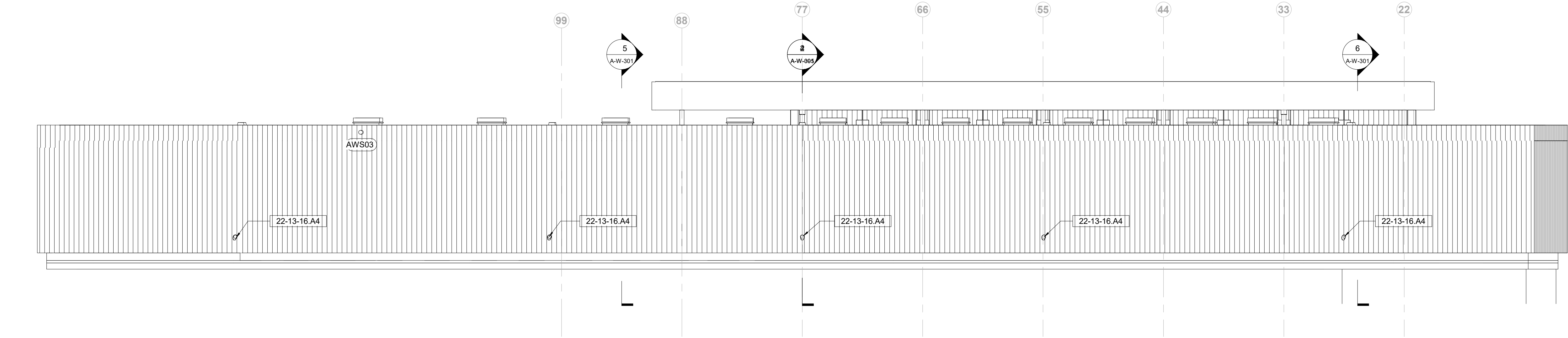
Storm King Art Center Welcome Pavilions

Seal

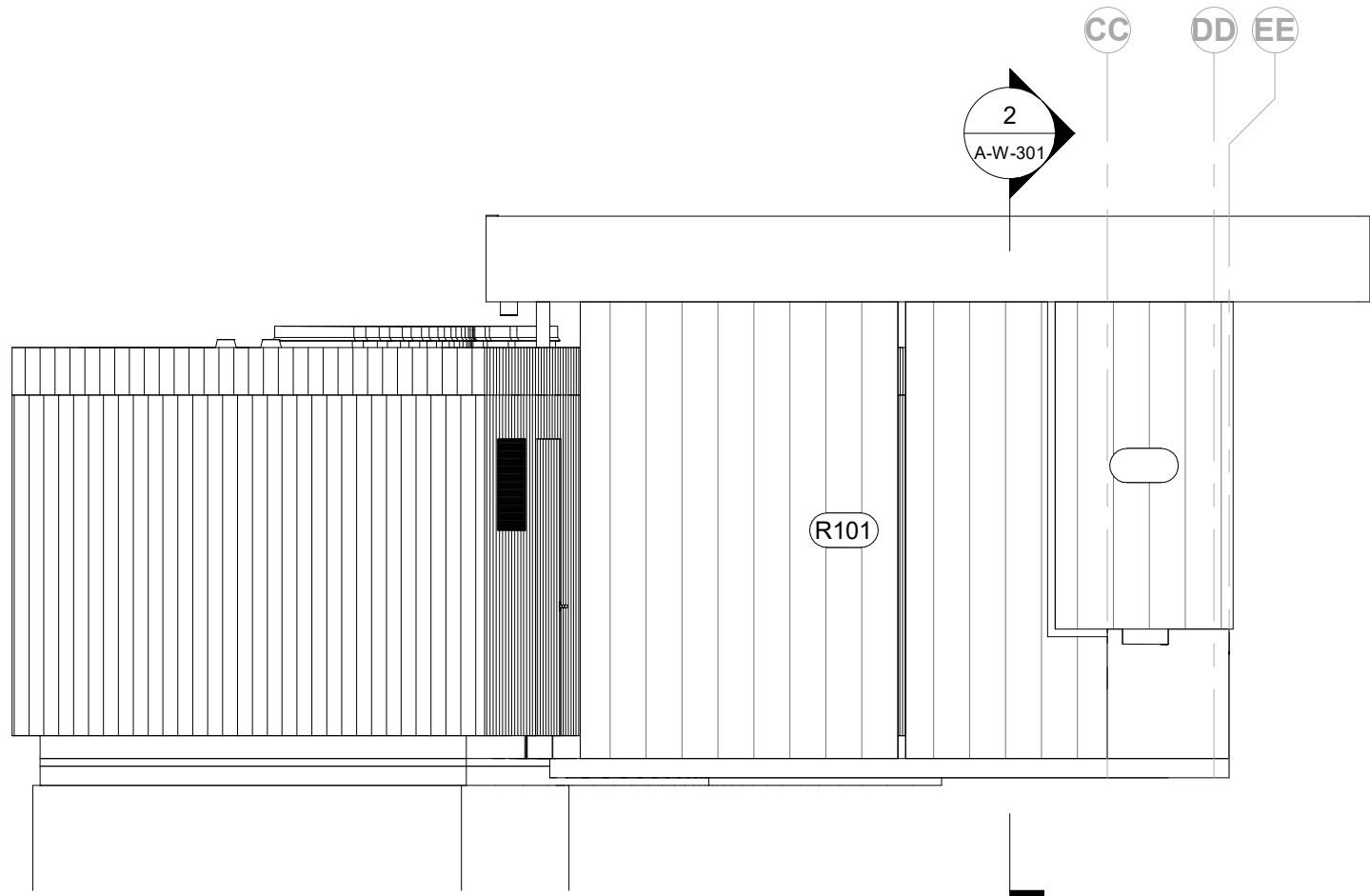
NOT FOR CONSTRUCTION
Drawing Title

**Restroom - Building
Elevations - Overall**

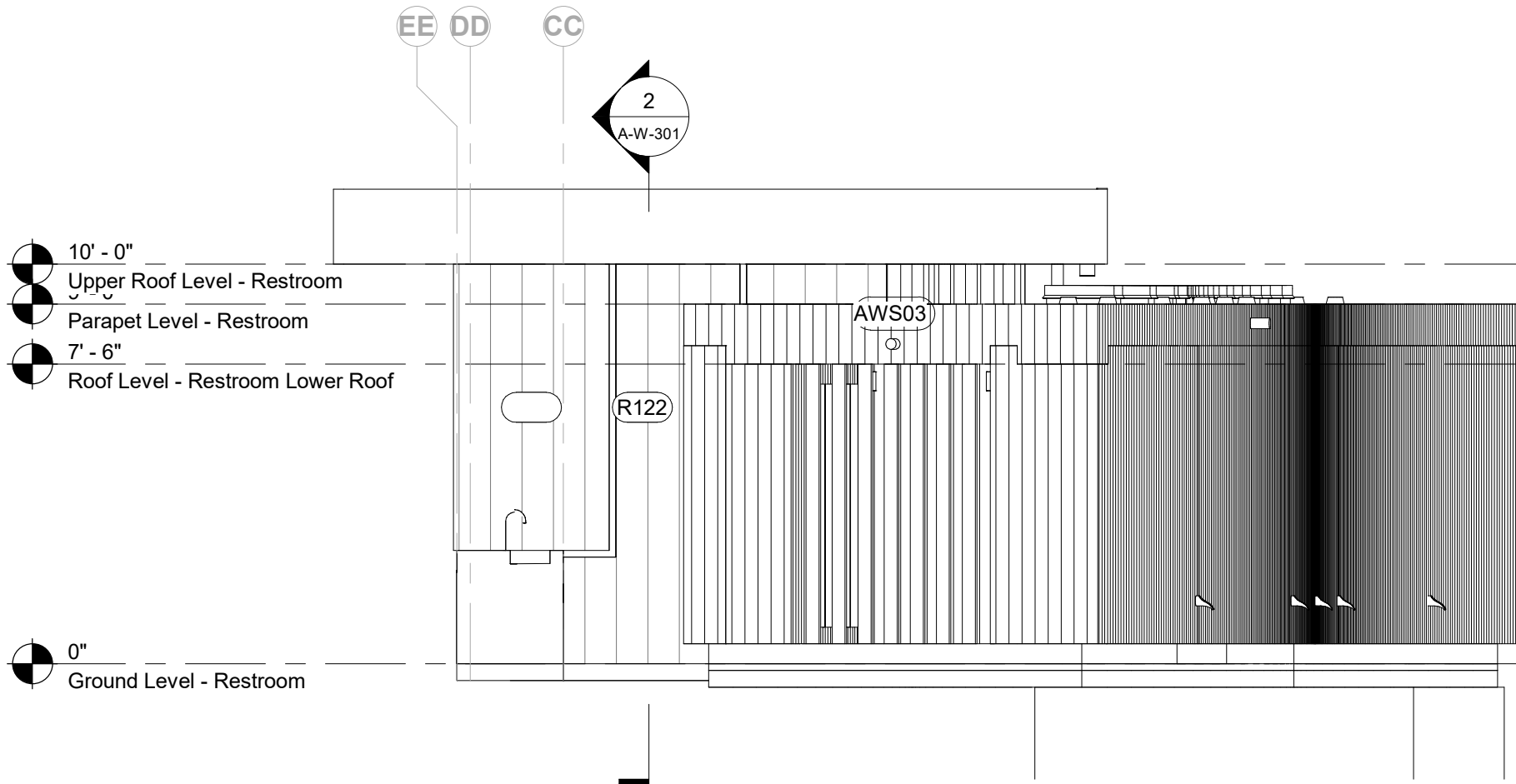
Date	11/06/20
Scale	1/4" = 1'-0"
Drawing Number	A-W-201
Sheet Size	ARCH D



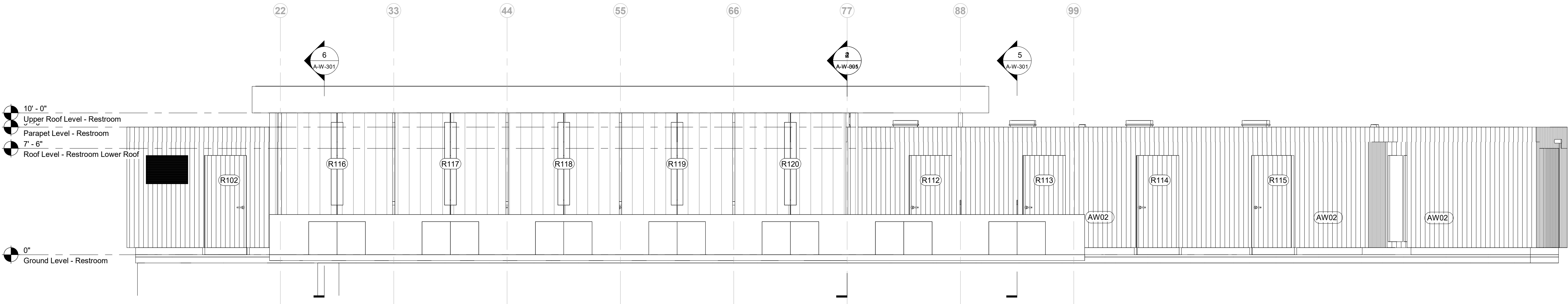
1 North Elevation - Restroom
1/4" = 1'-0"



2 West Elevation - Restroom
1/4" = 1'-0"



3 East Elevation - Restroom
1/4" = 1'-0"



4 South Elevation - Restroom
1/4" = 1'-0"

Owner
Storm King Art Center
1 Museum Road
New Windsor, NY 12553
+1 (845) 534-3115

Design Architect
heneghan peng architects
14-16 Lord Edward Street
Dublin, D02 YC63
+353 1 633 9000

Executive Architect
WXY Architecture + Urban Design
224 Centre Street, 5th Floor
New York, NY 10013
+1 (212) 219-1953

Landscape Architect
Gustafson Porter + Bowman
1 Cobham Mews
London, MW1 9SB
+44 020 7284 8950

Reed Hilderbrand LLC
33 Whitney Avenue, 3rd Floor
New Haven, CT 06510
+1 (617) 923-2422

Structural & Lighting
ARUP
77 Water Street
New York, NY 10005
+1 (212) 896-3000

MEPF & IT
BuroHappold
100 Broadway #23
New York, NY 10005
+1 (212) 616-0228

Civil
VHB
100 Great Oaks Blvd., Suite 118
Albany, NY 12203
+1 (518) 389-3606

AV & Acoustics
LSTN Consultants
76 Beaver Street, 2nd Floor
New York, NY 10005
+1 (347) 788-0810

Facade
Front Inc.
100 E. Broadway Street, #501
New York, NY 10002
+1 (212) 242-2220

Key Plan

Description	Date
50% Design Development	02/24/20
100% Design Development	05/29/20
50% Construction Documents	11/06/20

Project

Storm King
Art Center
Welcome
Pavilions

Seal

NOT FOR CONSTRUCTION
Drawing Title
Ticketing - Building
Elevations - Overall

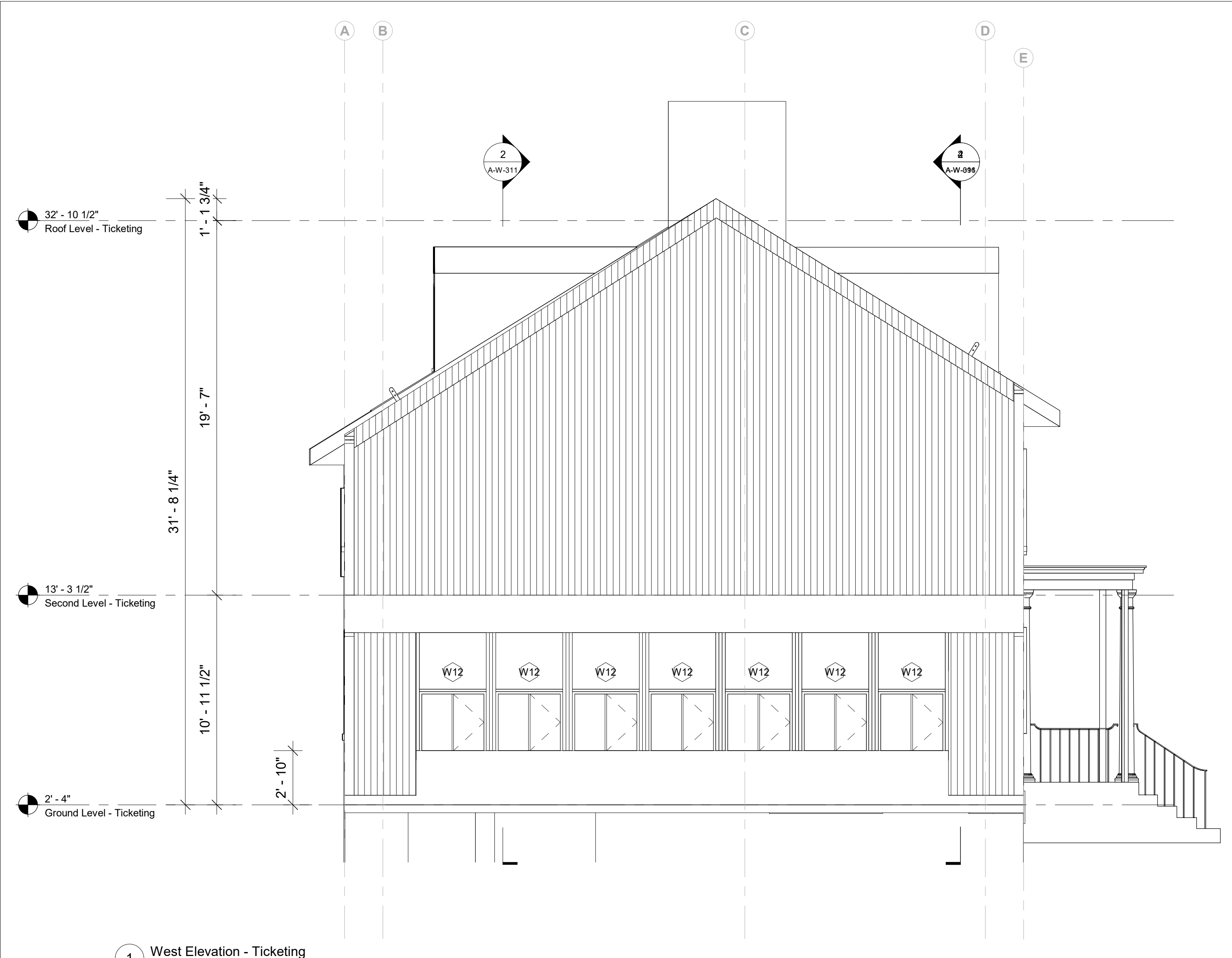
Date	11/06/20
Scale	1/4" = 1'-0"
Drawing Number	A-W-211
Sheet Size	ARCH D



1 North Elevation - Ticketing
1/4" = 1'-0"



2 South Elevation - Ticketing
1/4" = 1'-0"



1 West Elevation - Ticketing
1/4" = 1'-0"

Owner
Storm King Art Center
1 Museum Road
New Windsor, NY 12553
+1 (845) 534-3115

Design Architect
heneghan peng architects
14-16 Lord Edward Street
Dublin, D02 YC63
+353 1 633 9000

Executive Architect
WXY Architecture + Urban Design
224 Centre Street, 5th Floor
New York, NY 10013
+1 (212) 219-1953

Landscape Architect
Gustafson Porter + Bowman
1 Cobham Mews
London, MW1 9SB
+44 020 7284 8950

Reed Hilderbrand LLC
33 Whitney Avenue, 3rd Floor
New Haven, CT 06510
+1 (617) 923-2422

Structural & Lighting
ARUP
77 Water Street
New York, NY 10005
+1 (212) 896-3000

MEPF & IT
BuroHappold
100 Broadway #23
New York, NY 10005
+1 (212) 616-0228

Civil
VHB
100 Great Oaks Blvd., Suite 118
Albany, NY 12203
+1 (518) 389-3606

AV & Acoustics
LSTN Consultants
76 Beaver Street, 2nd Floor
New York, NY 10005
+1 (347) 788-0810

Facade
Front Inc.
100 E. Broadway Street, #501
New York, NY 10002
+1 (212) 242-2220

Key Plan

Description	Date
100% Design Development	05/29/20
50% Construction Documents	11/06/20

Project

Storm King
Art Center
**Welcome
Pavilions**

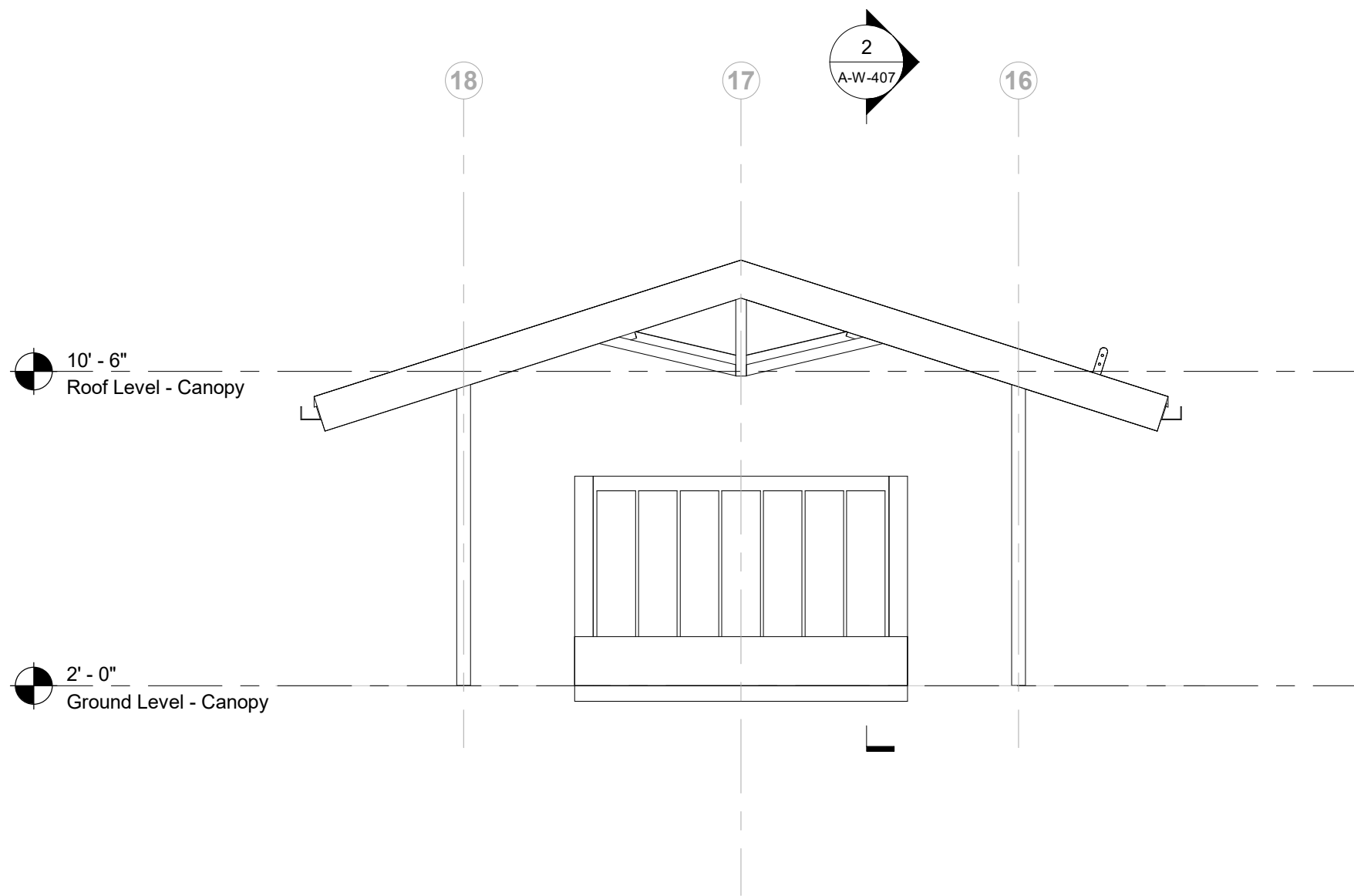
Seal

NOT FOR CONSTRUCTION

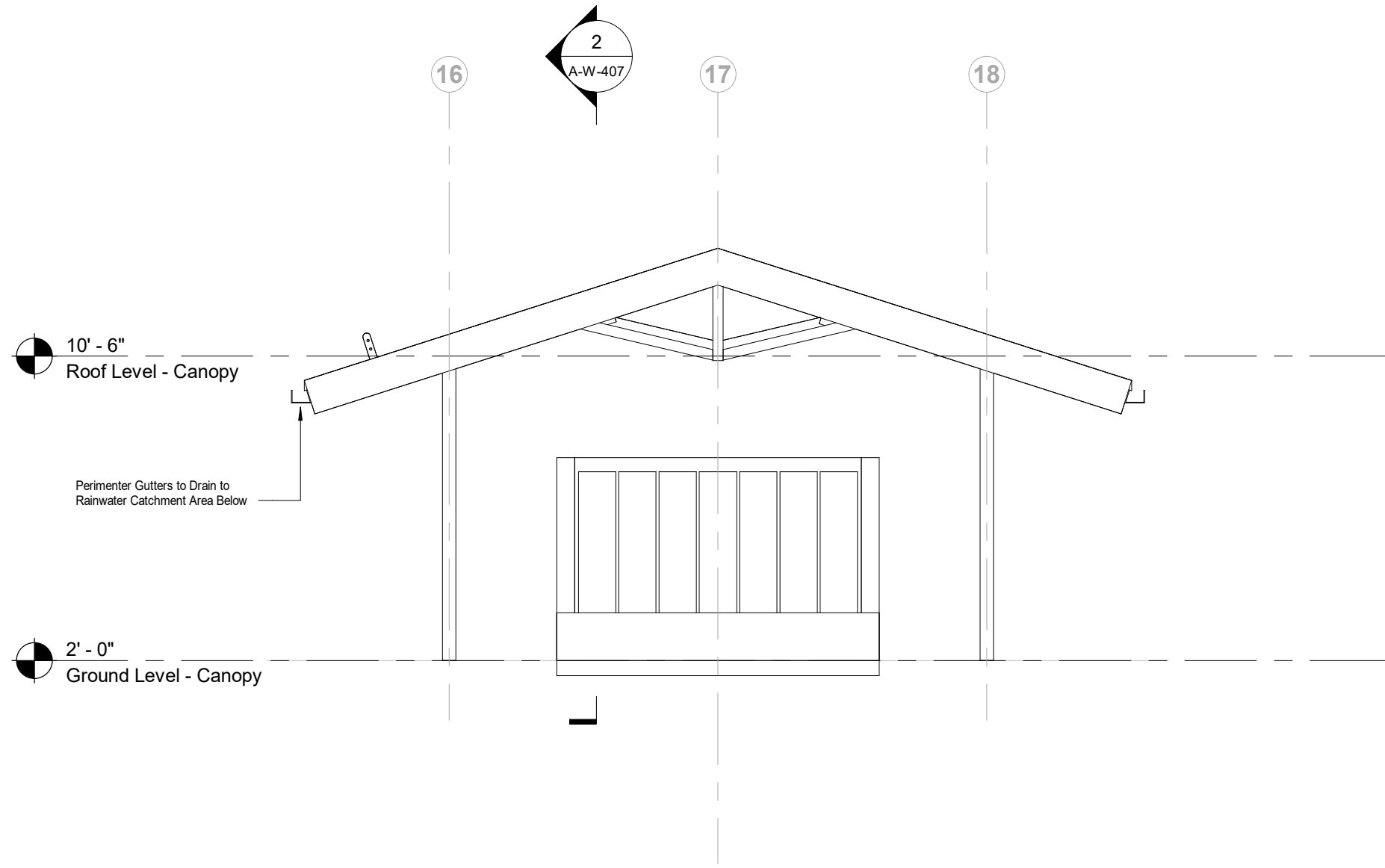
Drawing Title

Ticketing - Building
Elevations - Overall

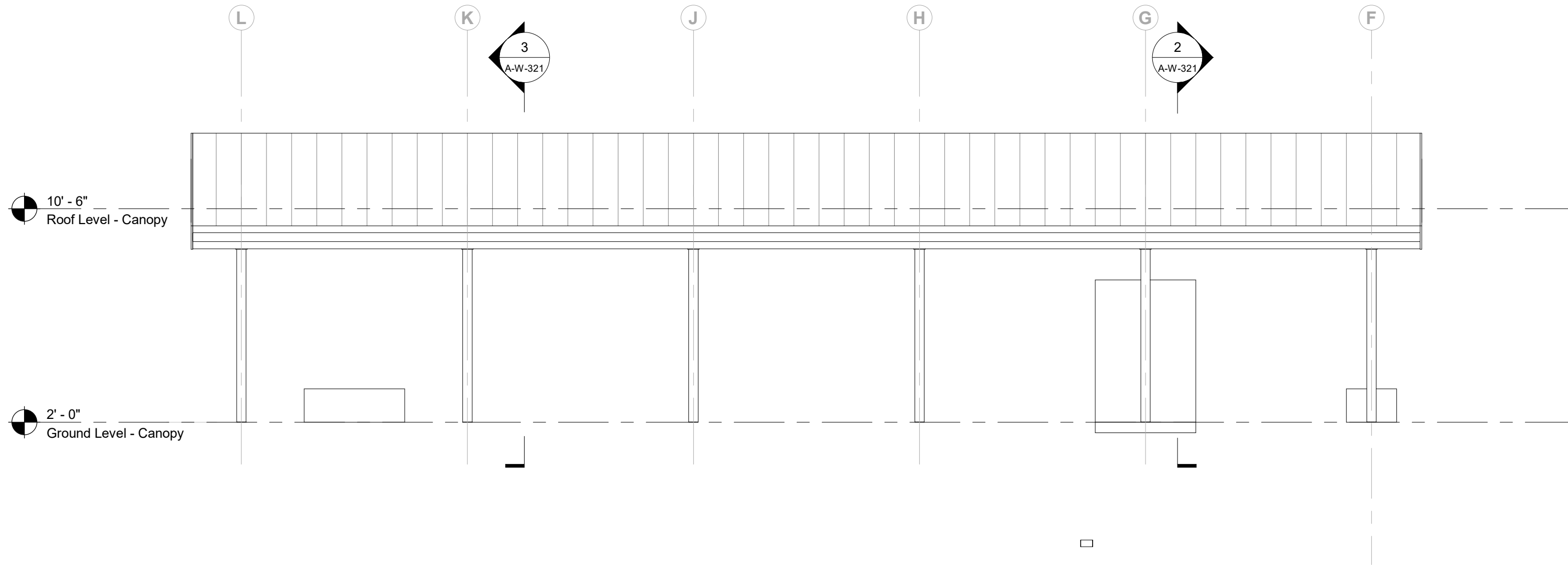
Date	11/06/20
Scale	1/4" = 1'-0"
Drawing Number	A-W-212
Sheet Size	ARCH D



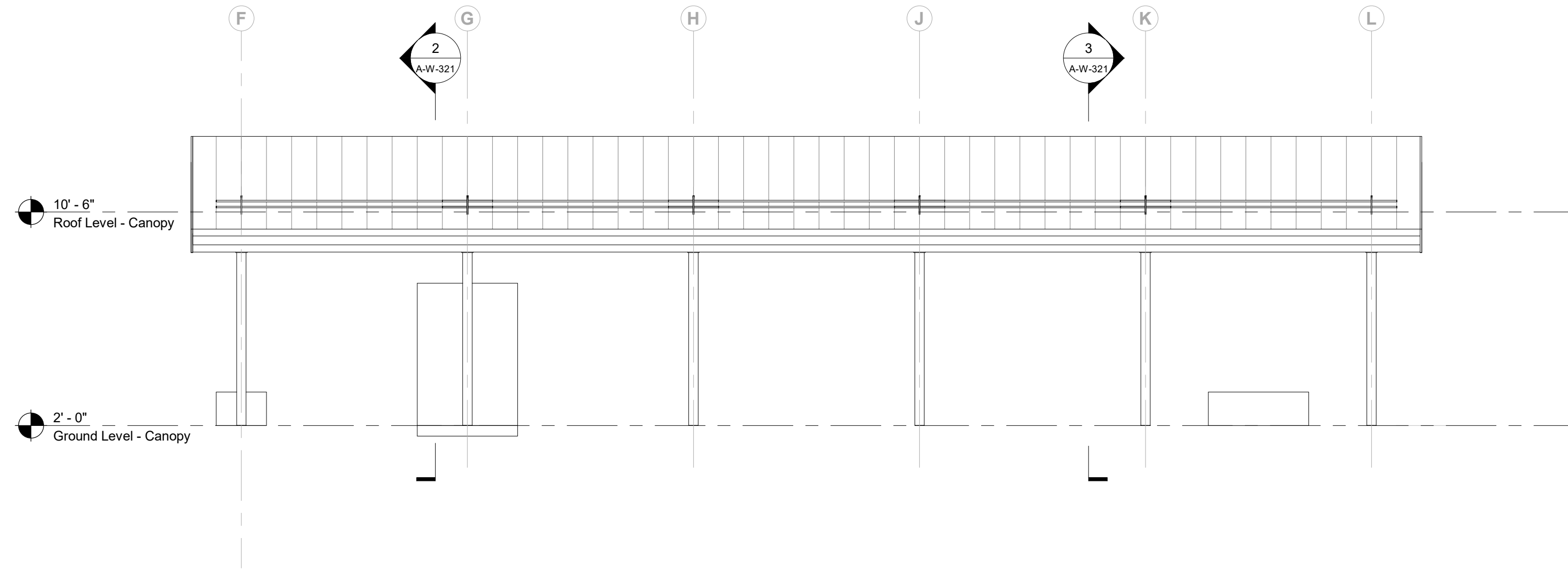
1 North Elevation - Canopy
1/4" = 1'-0"



3 South Elevation - Canopy
1/4" = 1'-0"



2 East Elevation - Canopy
1/4" = 1'-0"



4 West Elevation - Canopy
1/4" = 1'-0"

Owner
Storm King Art Center
1 Museum Road
New Windsor, NY 12553
+1 (845) 534-3115

Design Architect
heneghan peng architects
14-16 Lord Edward Street
Dublin, D02 YC63
+353 1 633 9000

Executive Architect
WXY Architecture + Urban Design
224 Centre Street, 5th Floor
New York, NY 10013
+1 (212) 219-1953

Landscape Architect
Gustafson Porter + Bowman
1 Cobham Mews
London, MW1 9SB
+44 020 7284 8950

Reed Hilderbrand LLC
33 Whitney Avenue, 3rd Floor
New Haven, CT 06510
+1 (617) 923-2422

Structural & Lighting
ARUP
77 Water Street
New York, NY 10005
+1 (212) 896-3000

MEPF & IT
BuroHappold
100 Broadway #23
New York, NY 10005
+1 (212) 616-0228

Civil
VHB
100 Great Oaks Blvd., Suite 118
Albany, NY 12203
+1 (518) 389-3606

AV & Acoustics
LSTN Consultants
76 Beaver Street, 2nd Floor
New York, NY 10005
+1 (347) 788-0810

Facade
Front Inc.
100 E. Broadway Street, #501
New York, NY 10002
+1 (212) 242-2220

Key Plan

Description	Date
50% Design Development	02/24/20
100% Design Development	05/29/20
50% Construction Documents	11/06/20

Project

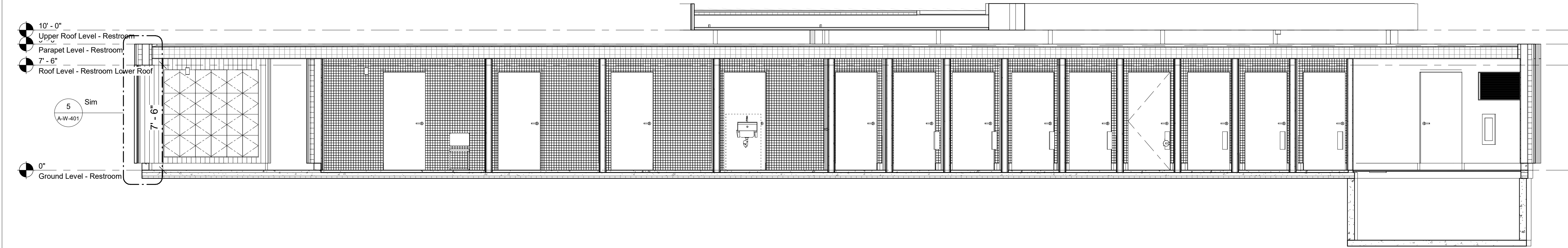
Storm King Art Center Welcome Pavilions

Seal

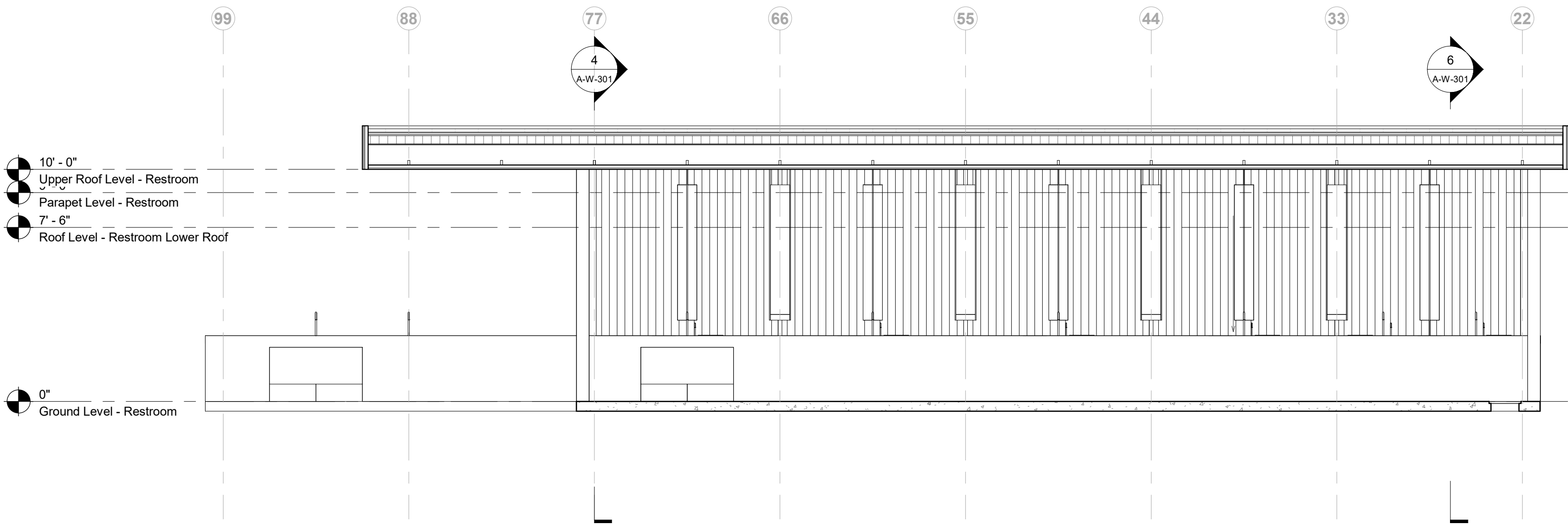
NOT FOR CONSTRUCTION

Drawing Title
Canopy - Building
Elevations - Overall

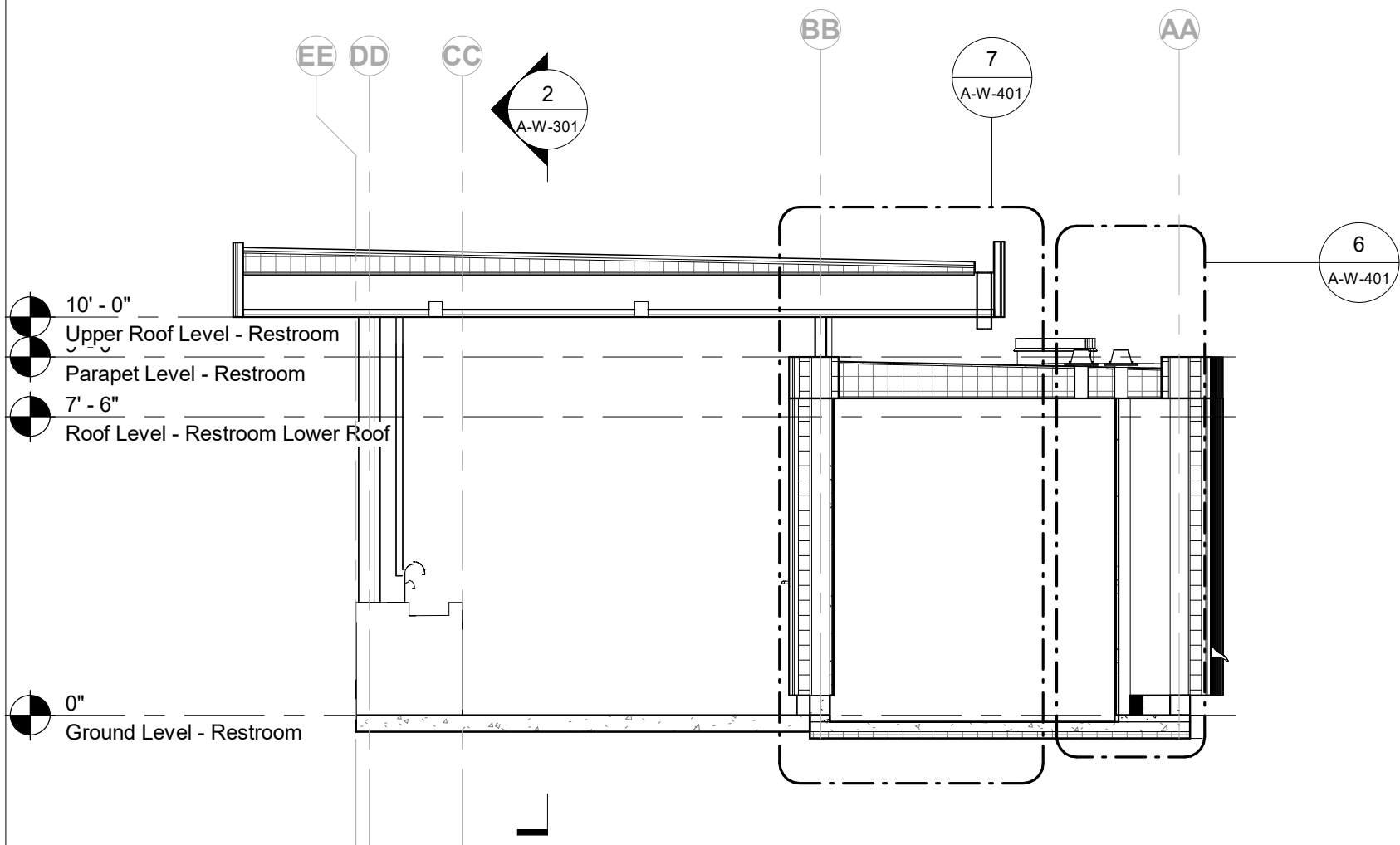
Date	11/06/20
Scale	1/4" = 1'-0"
Drawing Number	A-W-221
Sheet Size	ARCH D



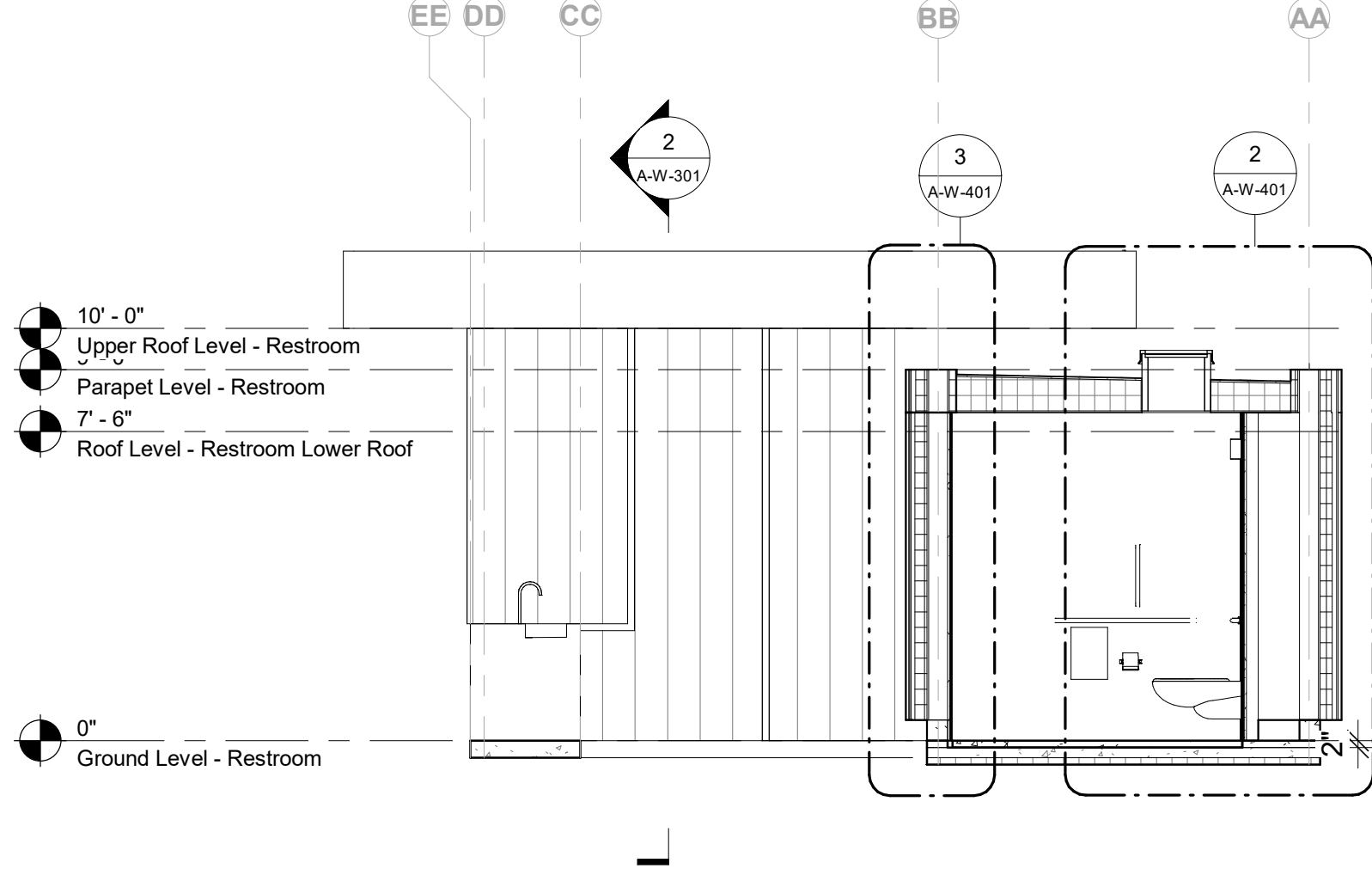
1 Longitudinal Section A - Restroom
1/4" = 1'-0"



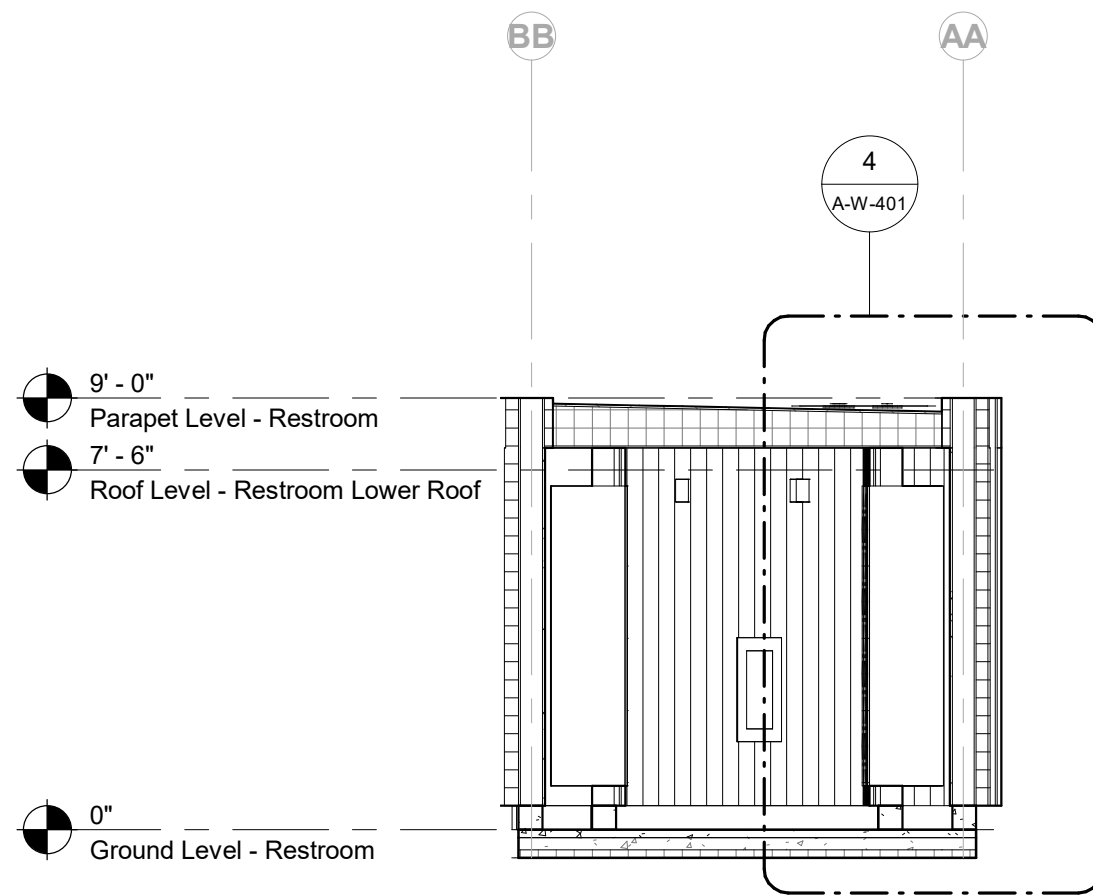
2 Longitudinal Section B - Restroom
1/4" = 1'-0"



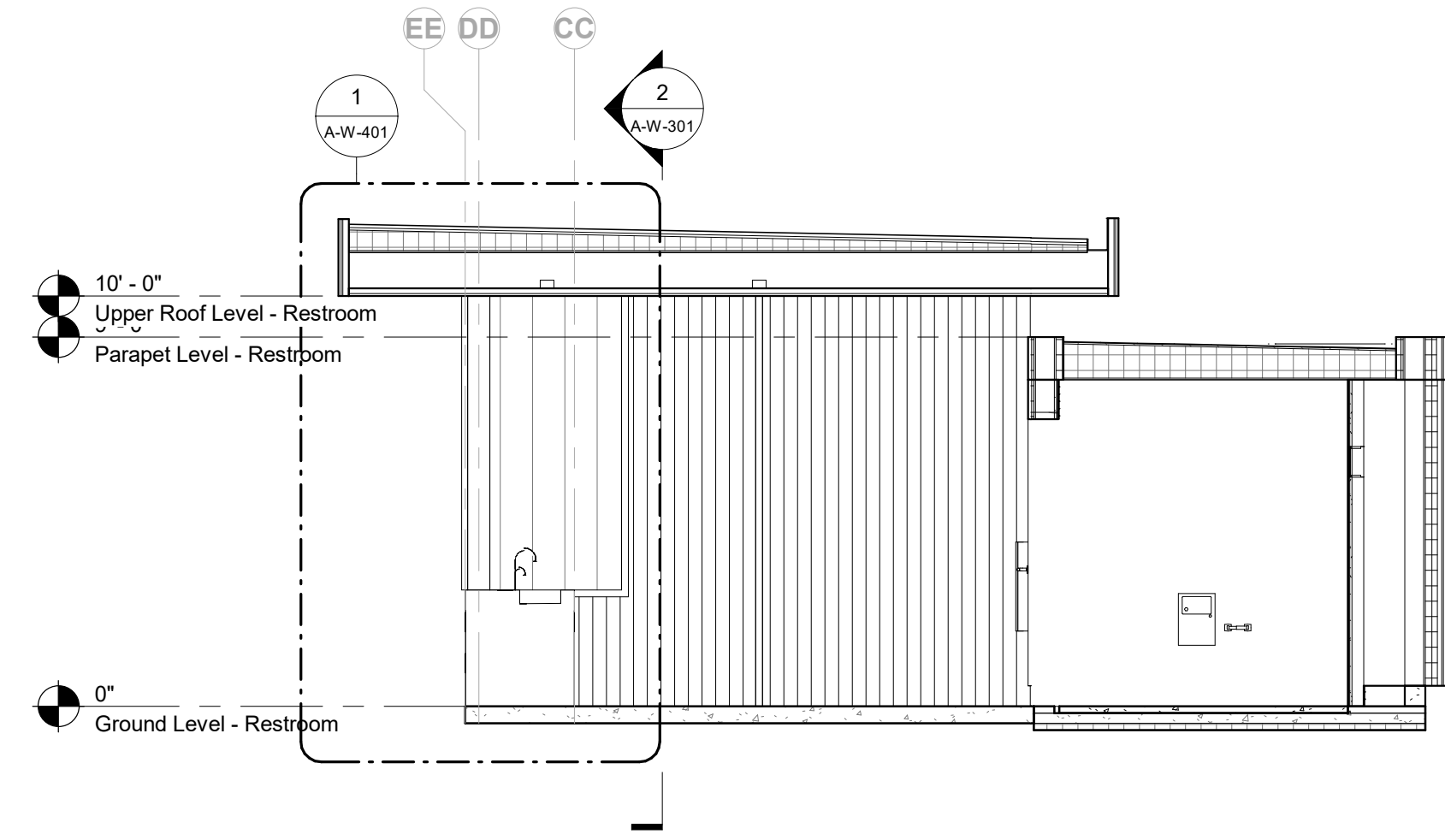
4 Transverse Section B - Restroom
1/4" = 1'-0"



5 Transverse Section C - Restroom
1/4" = 1'-0"



3 Transverse Section A - Restroom
1/4" = 1'-0"



6 Transverse Section D - Restroom
1/4" = 1'-0"

Owner
Storm King Art Center
1 Museum Road
New Windsor, NY 12553
+1 (845) 534-3115

Design Architect
heneghan peng architects
14-16 Lord Edward Street
Dublin, D02 YC63
+353 1 633 9000

Executive Architect
WXY Architecture + Urban Design
224 Centre Street, 5th Floor
New York, NY 10013
+1 (212) 219-1953

Landscape Architect
Gustafson Porter + Bowman
1 Cobham Mews
London, MW1 9SB
+44 020 7284 8950

Reed Hilderbrand LLC
33 Whitney Avenue, 3rd Floor
New Haven, CT 06510
+1 (617) 923-2422

Structural & Lighting
ARUP
77 Water Street
New York, NY 10005
+1 (212) 896-3000

MEPF & IT
BuroHappold
100 Broadway #23
New York, NY 10005
+1 (212) 616-0228

Civil
VHB
100 Great Oaks Blvd., Suite 118
Albany, NY 12203
+1 (518) 389-3606

AV & Acoustics
LSTN Consultants
76 Beaver Street, 2nd Floor
New York, NY 10005
+1 (347) 788-0810

Facade
Front Inc.
100 E. Broadway Street, #501
New York, NY 10002
+1 (212) 242-2220

Key Plan

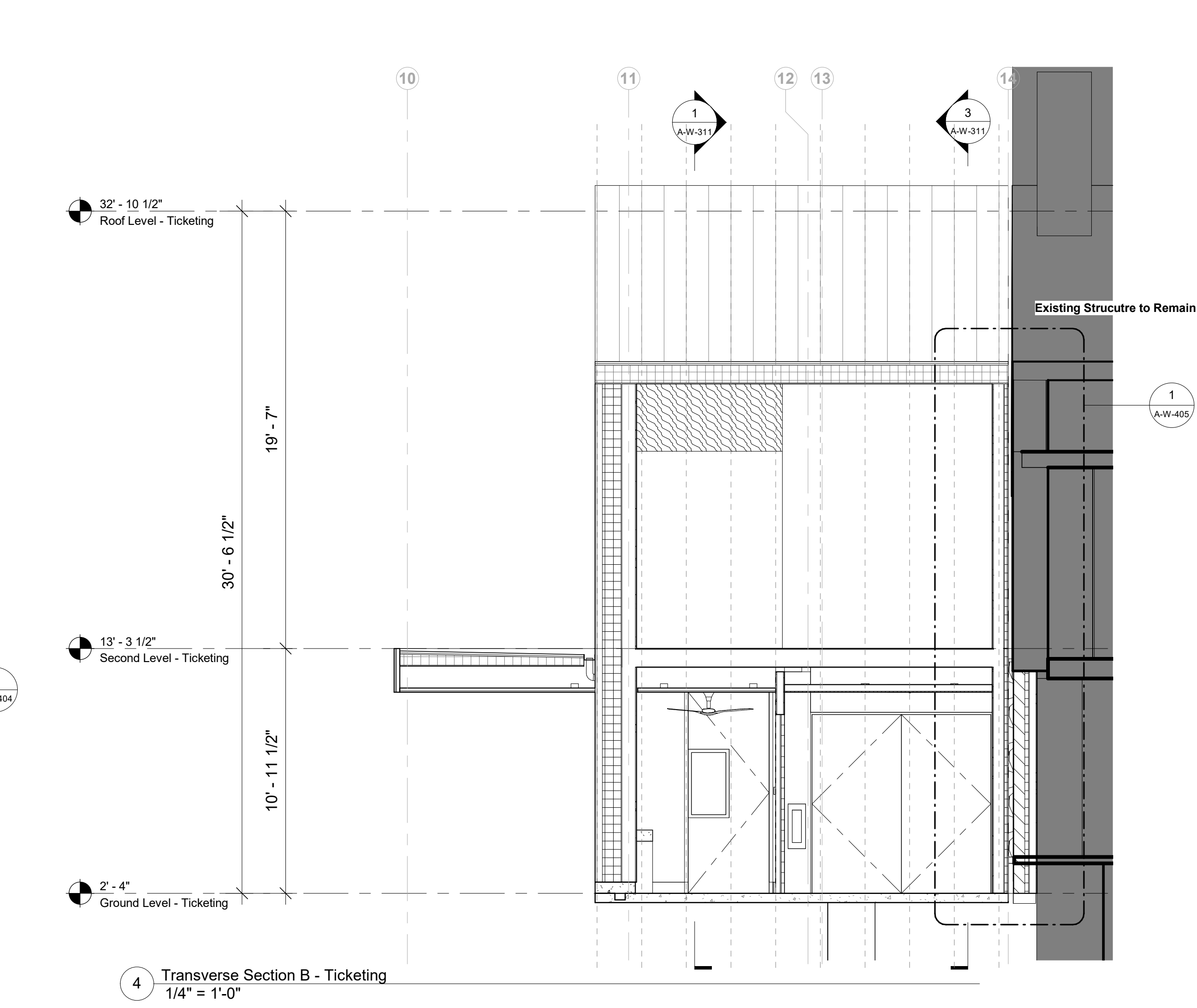
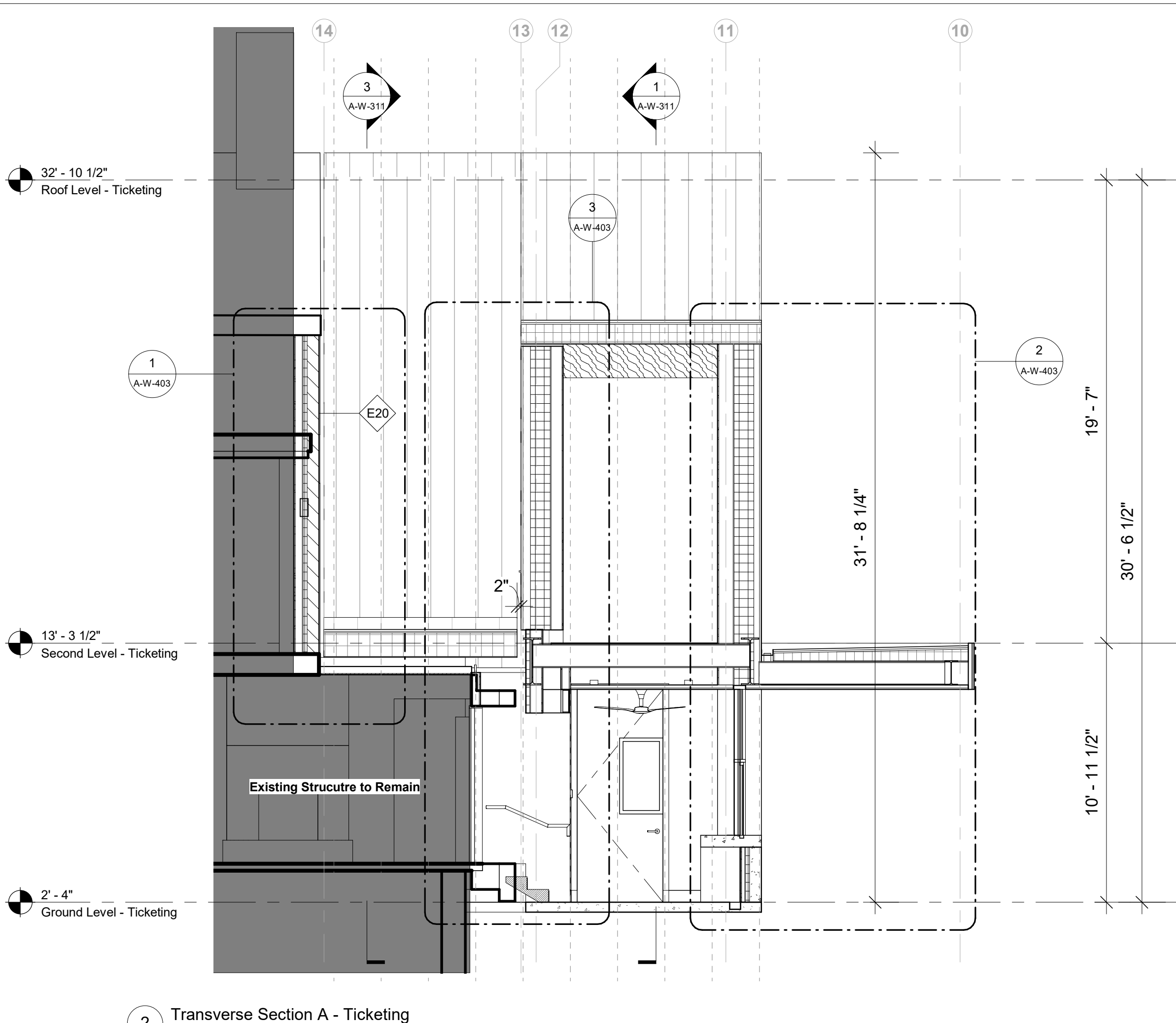
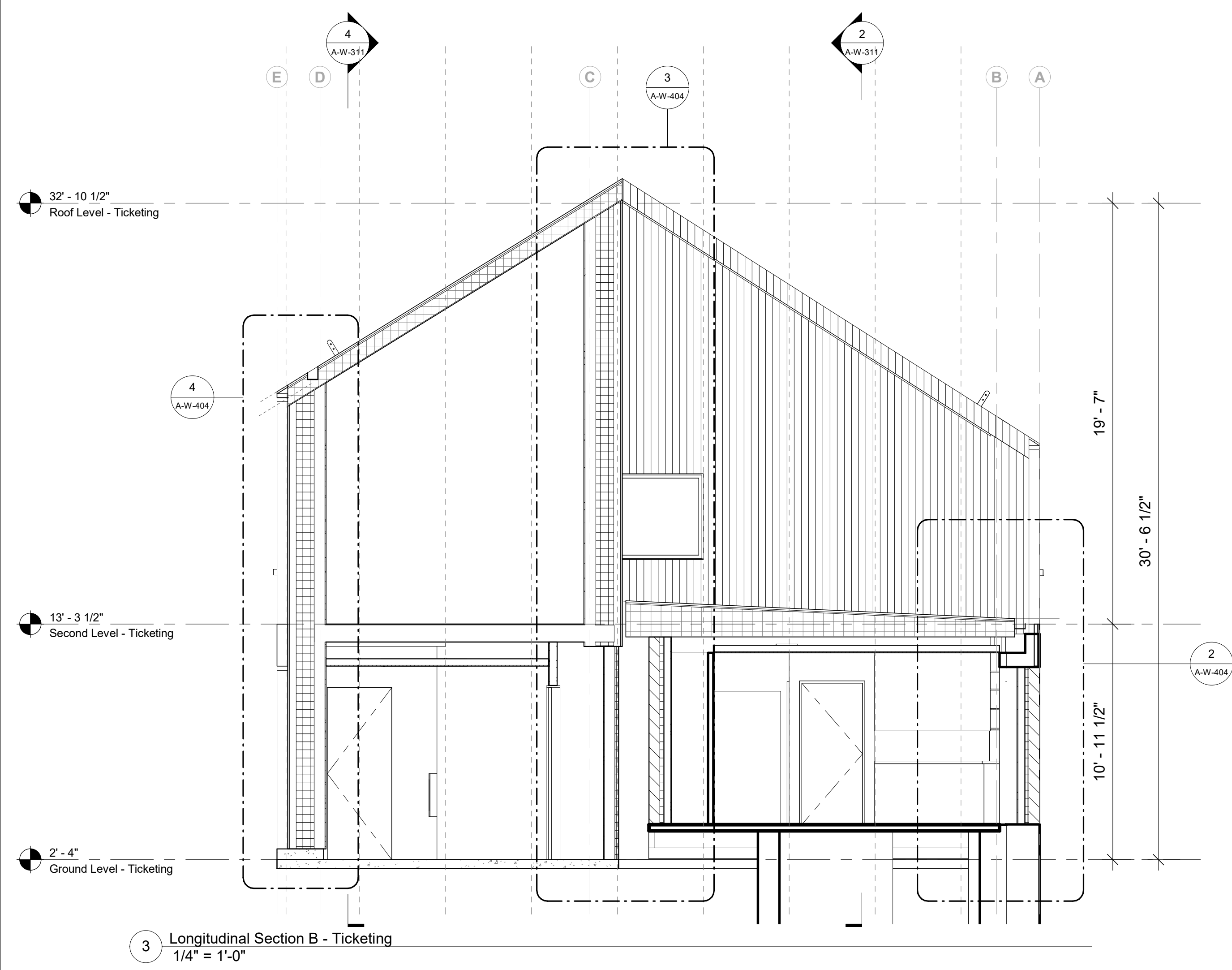
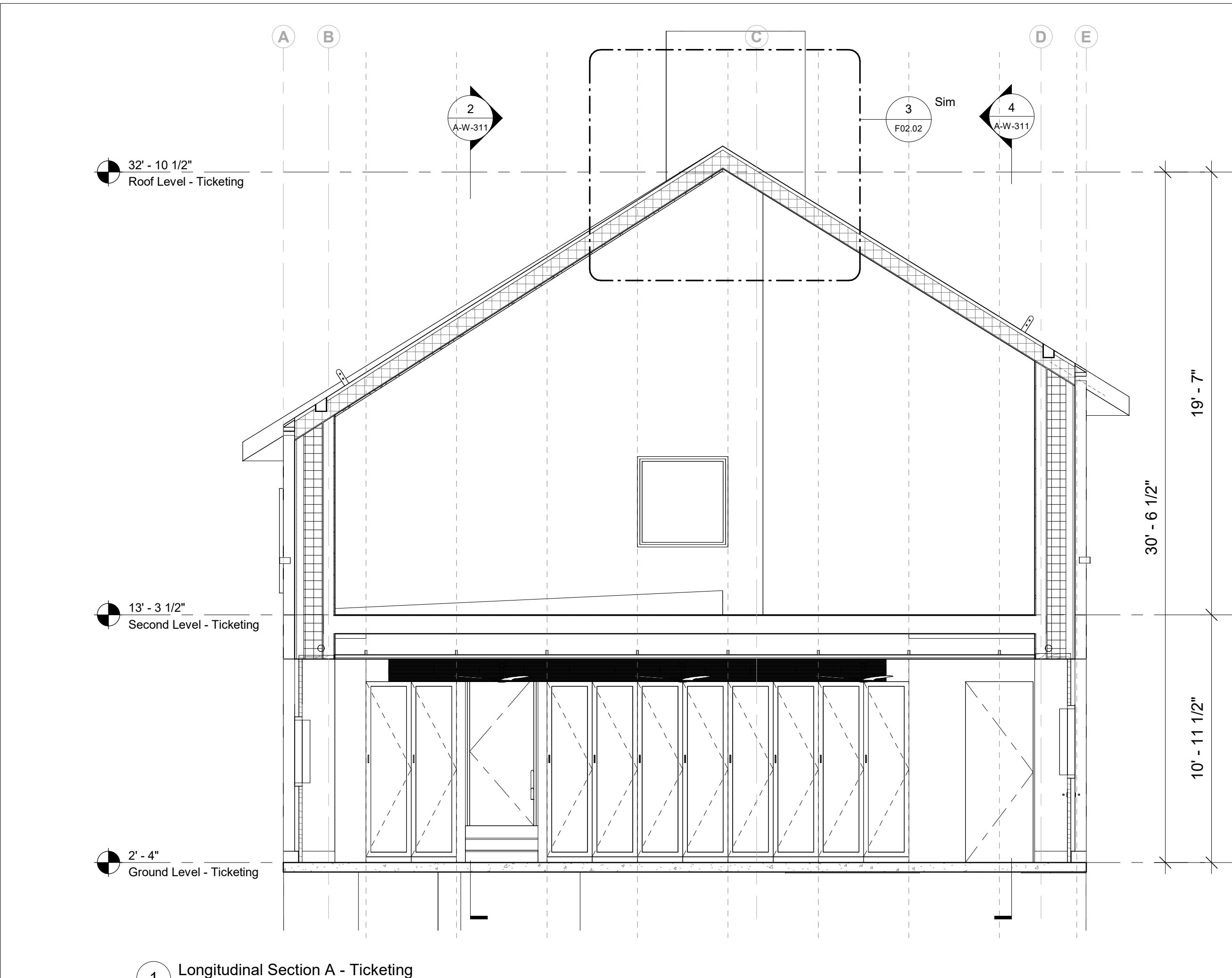
Description	Date
50% Design Development	02/24/20
100% Design Development	05/29/20
50% Construction Documents	11/06/20

Project
Storm King
Art Center
Welcome
Pavilions

Seal

NOT FOR CONSTRUCTION
Drawing Title
Restroom - Building
Sections

Date	11/06/20
Scale	1/4" = 1'-0"
Drawing Number	A-W-301
Sheet Size	ARCH D



Owner
Storm King Art Center
1 Museum Road
New Windsor, NY 12553
+1 (845) 534-3115

Design Architect
heneghan peng architects
14-16 Lord Edward Street
Dublin, D02 YC63
+353 1 633 9000

Executive Architect
WXY Architecture + Urban Design
224 Centre Street, 5th Floor
New York, NY 10013
+1 (212) 219-1953

Landscape Architect
Gustafson Porter + Bowman
1 Cobham Mews
London, MW1 9SB
+44 020 7284 8950

Reed Hilderbrand LLC
33 Whitney Avenue, 3rd Floor
New Haven, CT 06510
+1 (617) 923-2422

Structural & Lighting
ARUP
77 Water Street
New York, NY 10005
+1 (212) 896-3000

MEPF & IT
BuroHappold
100 Broadway #23
New York, NY 10005
+1 (212) 616-0228

Civil
VHB
100 Great Oaks Blvd., Suite 118
Albany, NY 12203
+1 (518) 389-3606

AV & Acoustics
LSTN Consultants
76 Beaver Street, 2nd Floor
New York, NY 10005
+1 (347) 788-0810

Facade
Front Inc.
100 E. Broadway Street, #501
New York, NY 10002
+1 (212) 242-2220

Key Plan

Description	Date
50% Design Development	02/24/20
100% Design Development	05/29/20
50% Construction Documents	11/06/20

Project

Storm King Art Center Welcome Pavilions

Seal

NOT FOR CONSTRUCTION

Drawing Title

Ticketing - Building Sections

Date	11/06/20
Scale	1/4" = 1'-0"
Drawing Number	A-W-311
Sheet Size	ARCH D

Keynote Legend	
Key Value	Keynote Text
06-40-23	Architectural Woodwork
10-51-13	Lockers

Owner Storm King Art Center 1 Museum Road New Windsor, NY 12553 +1 (845) 534-3115
Design Architect heneghan peng architects 14-16 Lord Edward Street Dublin, D02 YC63 +353 1 633 9000
Executive Architect WXY Architecture + Urban Design 224 Centre Street, 5th Floor New York, NY 10013 +1 (212) 219-1953
Landscape Architect Gustafson Porter + Bowman 1 Cobham Mews London, MW1 9SB +44 020 7284 8950
Reed Hilderbrand LLC 33 Whitney Avenue, 3rd Floor New Haven, CT 06510 +1 (617) 923-2422
Structural & Lighting ARUP 77 Water Street New York, NY 10005 +1 (212) 896-3000
MEPF & IT BuroHappold 100 Broadway #23 New York, NY 10005 +1 (212) 616-0228
Civil VHB 100 Great Oaks Blvd., Suite 118 Albany, NY 12203 +1 (518) 389-3606
AV & Acoustics LSTN Consultants 76 Beaver Street, 2nd Floor New York, NY 10005 +1 (347) 788-0810
Facade Front Inc. 100 E. Broadway Street, #501 New York, NY 10002 +1 (212) 242-2220
Key Plan

Description	Date
50% Design Development	02/24/20
100% Design Development	05/29/20
50% Construction Documents	11/06/20

Project

Storm King
Art Center

Welcome
Pavilions

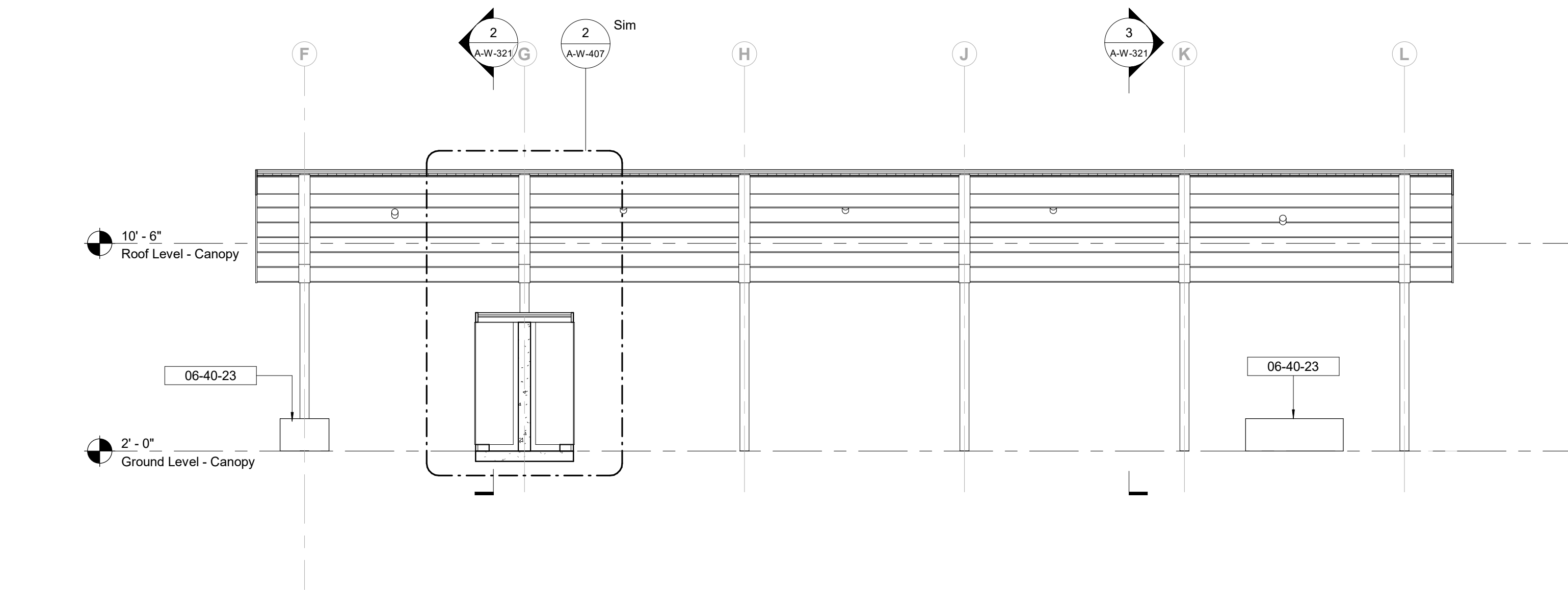
Seal

NOT FOR CONSTRUCTION

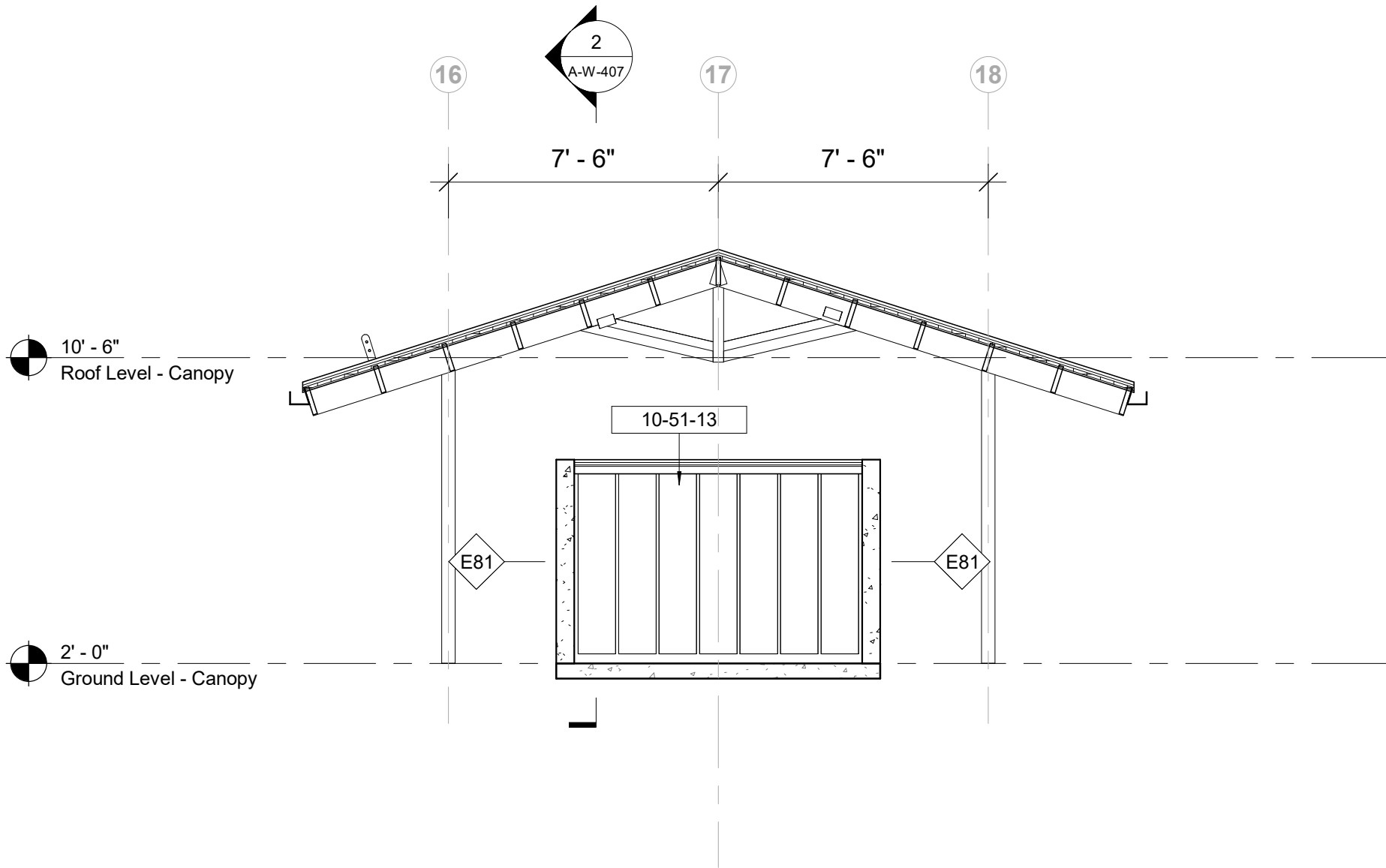
Drawing Title

Canopy - Building
Sections

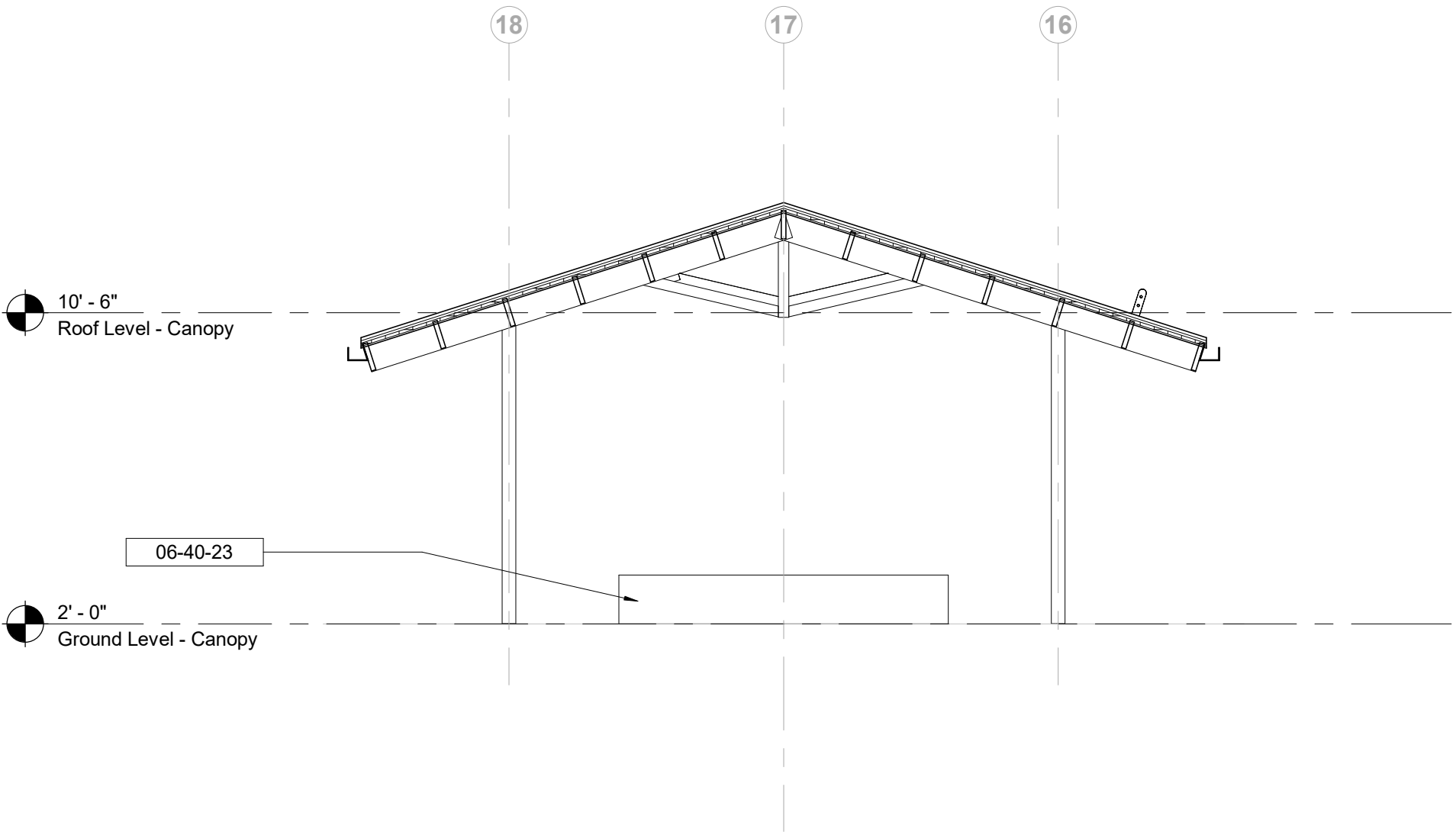
Date	11/06/20
Scale	1/4" = 1'-0"
Drawing Number	A-W-321
Sheet Size	ARCH D



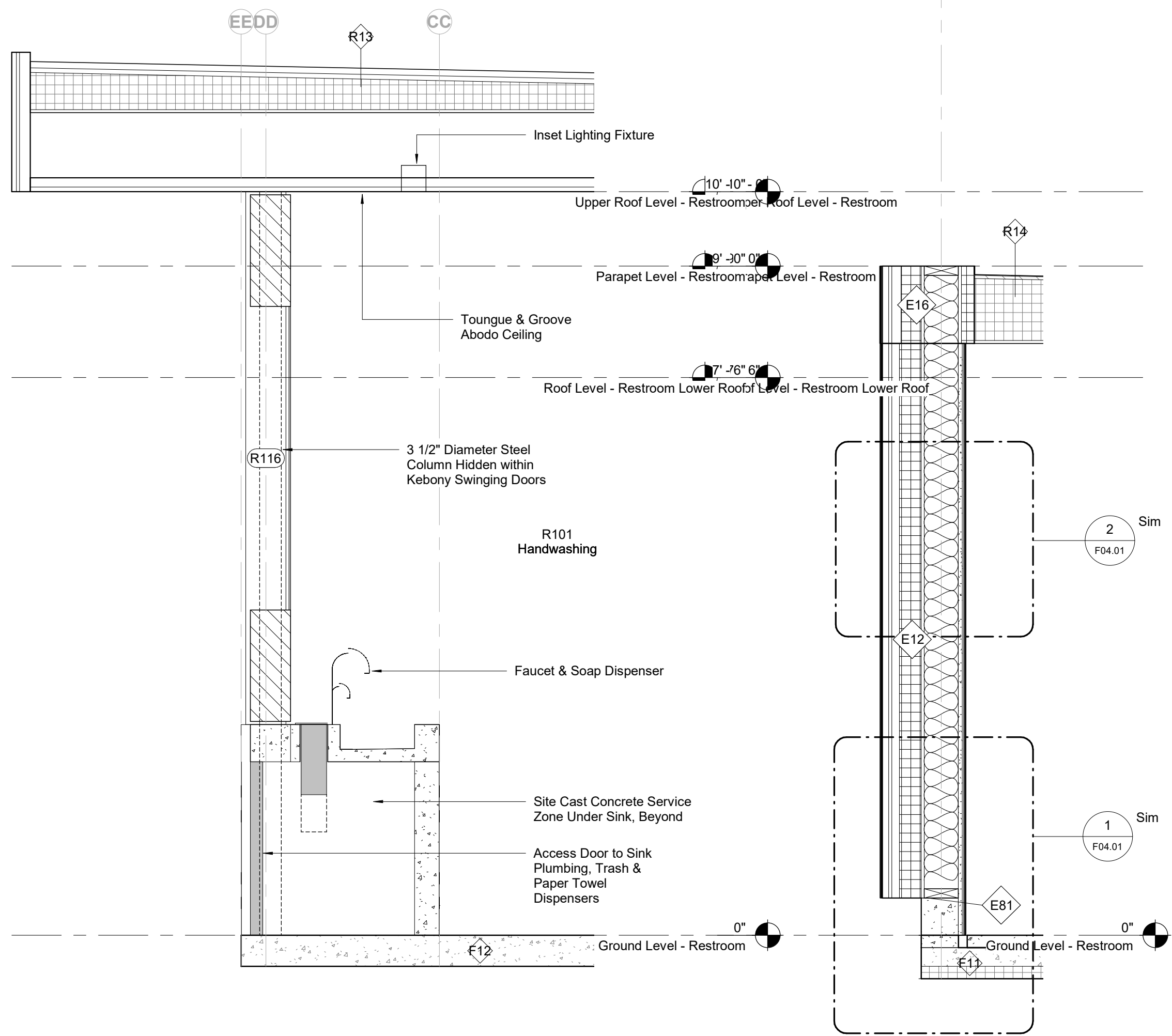
1 Longitudinal Section A - Canopy
1/4" = 1'-0"



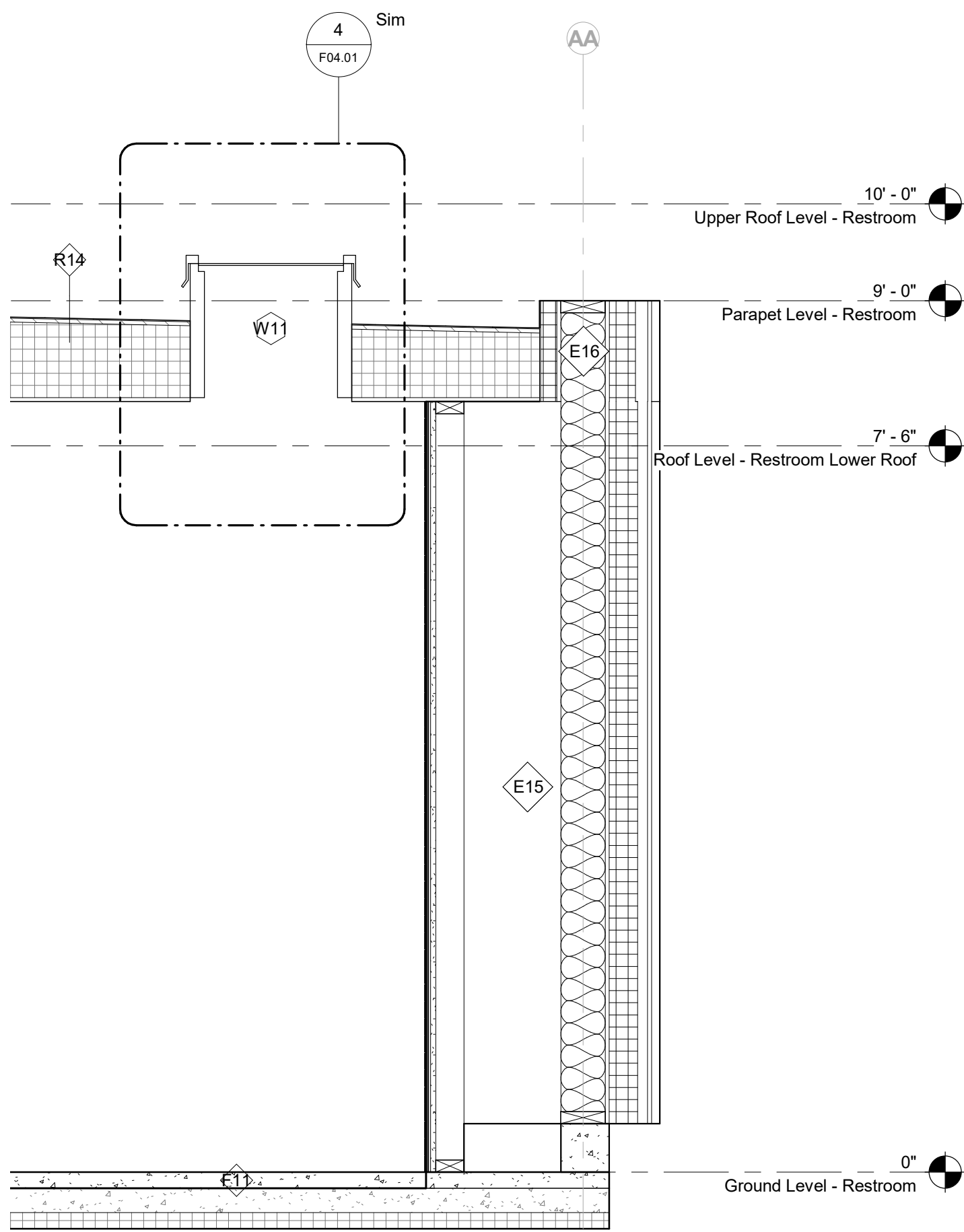
2 Transverse Section A - Canopy
1/4" = 1'-0"



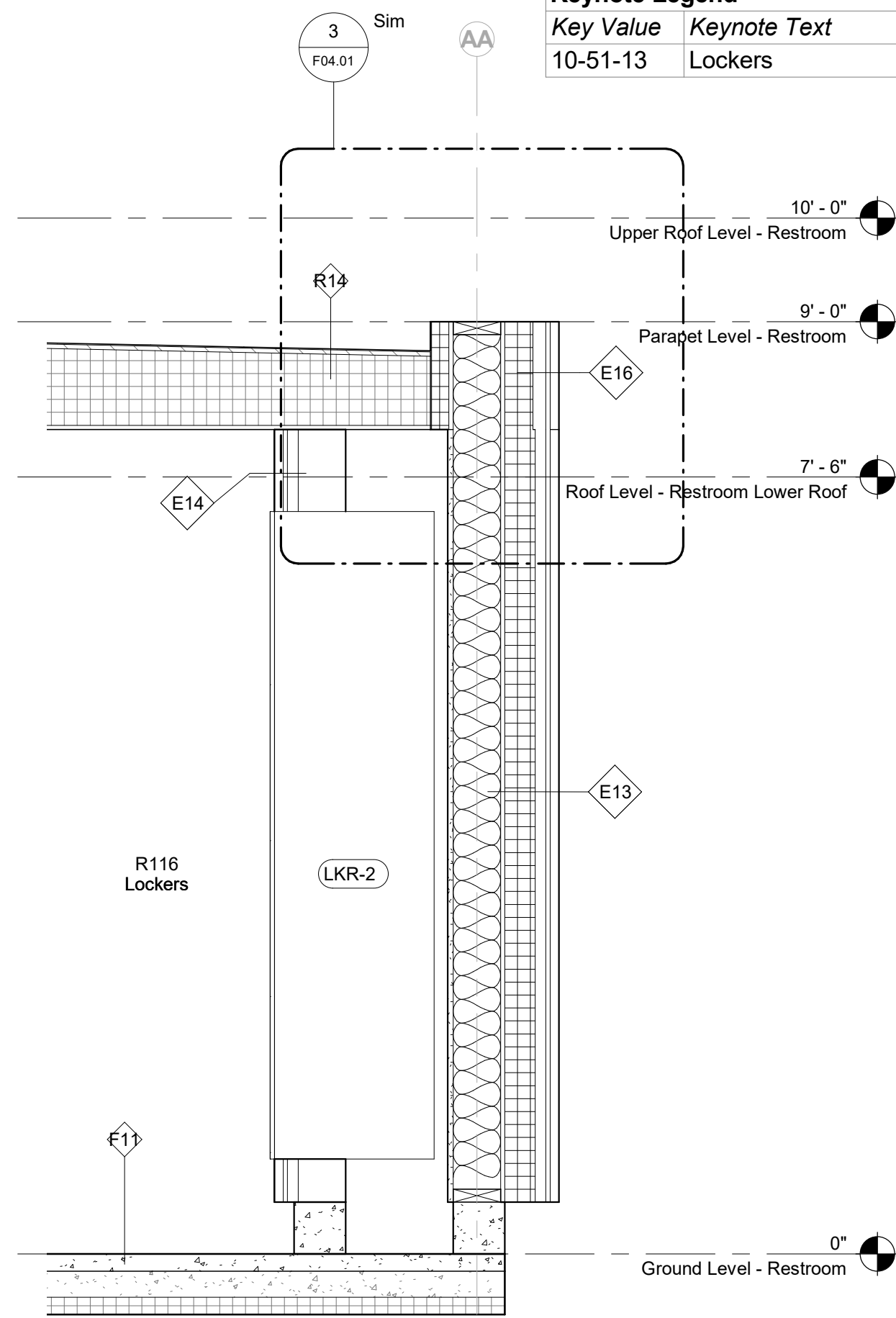
3 Transverse Section B - Canopy
1/4" = 1'-0"



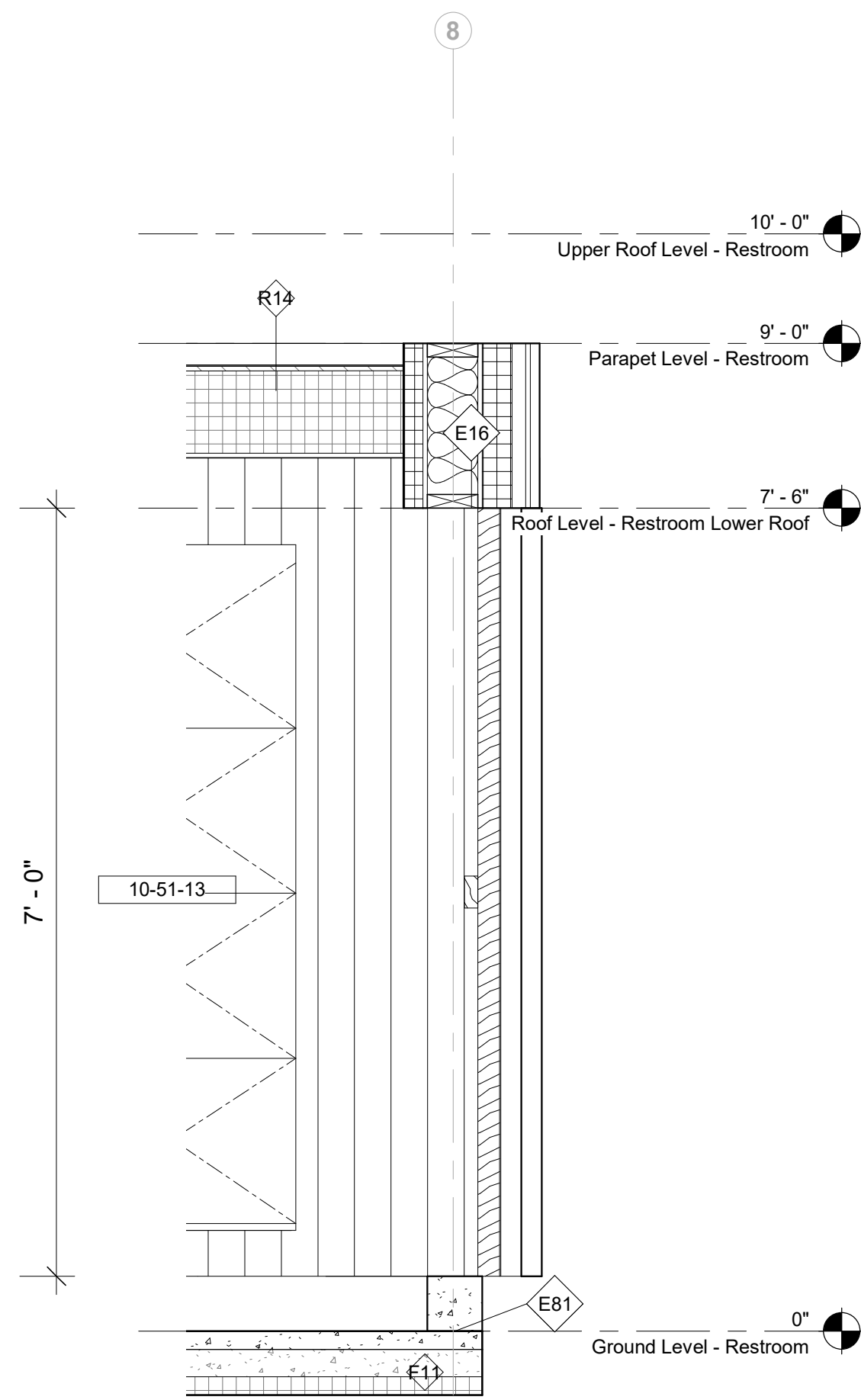
1 Transverse Section D - Restroom - Callout 1
3/4" = 1'-0"



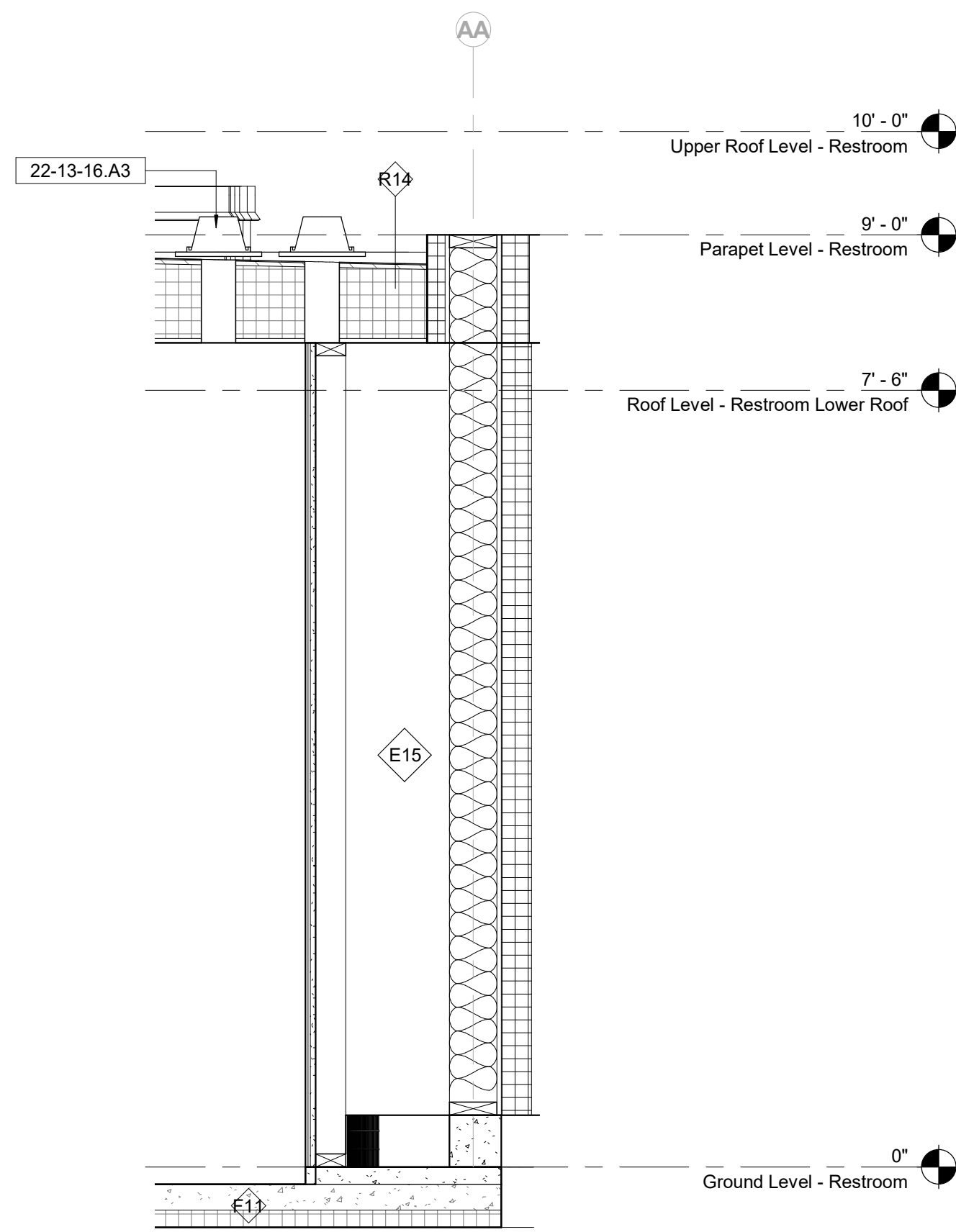
3 Transverse Section B - Restroom - Callout 2
3/4" = 1'-0"



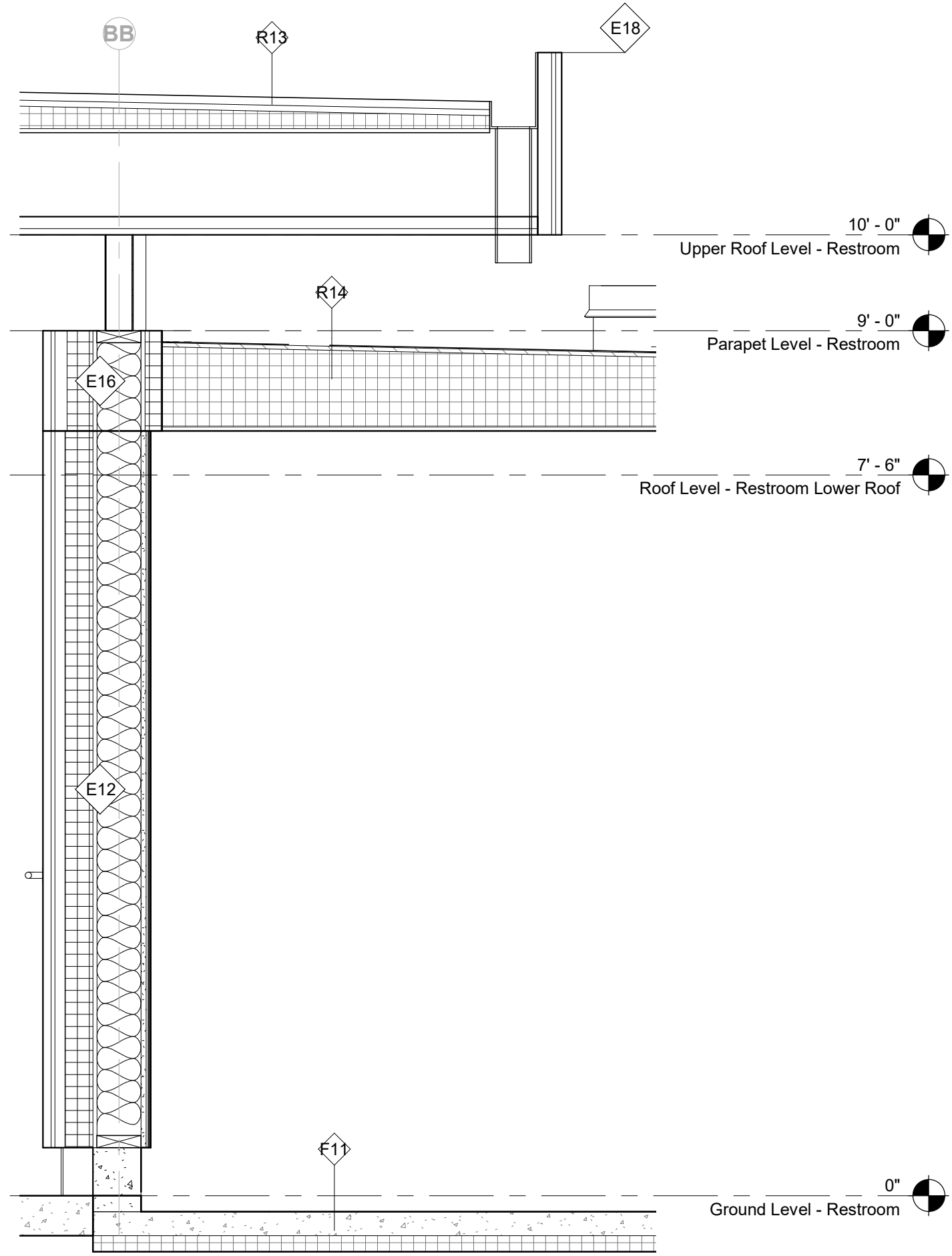
4 Transverse Section C - Restroom - Callout 1
3/4" = 1'-0"



5 Longitudinal Section A - Restroom - Locker Screen
3/4" = 1'-0"



6 Transverse Section A - Restroom - Callout 1
3/4" = 1'-0"



7 Transverse Section B - Restroom - Callout 3
3/4" = 1'-0"

Keynote Legend

Key Value	Keynote Text
10-51-13	Lockers

Owner

Storm King Art Center
1 Museum Road
New Windsor, NY 12553
+1 (845) 534-3115

Design Architect

heneghan peng architects
14-16 Lord Edward Street
Dublin, D02 YC63
+353 1 633 9000

Executive Architect

WXY Architecture + Urban Design
224 Centre Street, 5th Floor
New York, NY 10013
+1 (212) 219-1953

Landscape Architect

Gustafson Porter + Bowman
1 Cobham Mews
London, MW1 9SB
+44 020 7284 8950

Reed Hilderbrand LLC

33 Whitney Avenue, 3rd Floor
New Haven, CT 06510
+1 (617) 923-2422

Structural & Lighting

ARUP

77 Water Street
New York, NY 10005
+1 (212) 896-3000

MEPF & IT

BuroHappold

100 Broadway #23
New York, NY 10005
+1 (212) 616-0228

Civil

VHB

100 Great Oaks Blvd., Suite 118
Albany, NY 12203
+1 (518) 389-3606

AV & Acoustics

LSTN Consultants
76 Beaver Street, 2nd Floor
New York, NY 10005
+1 (347) 788-0810

Facade

Front Inc.
100 E. Broadway Street, #501
New York, NY 10002
+1 (212) 242-2220

Key Plan

Description	Date
100% Design Development	05/29/20
50% Construction Documents	11/06/20

Project

Storm King Art Center Welcome Pavilions

Seal

NOT FOR CONSTRUCTION

Drawing Title


Restroom - Wall Sections

Date	11/06/20
Scale	3/4" = 1'-0"
Drawing Number	A-W-401
Sheet Size	ARCH D

Keynote Legend	
Key Value	Keynote Text
03-30-55	Cast-In-Place Concrete (Site)

Owner Storm King Art Center 1 Museum Road New Windsor, NY 12553 +1 (845) 534-3115
Design Architect heneghan peng architects 14-16 Lord Edward Street Dublin, D02 YC63 +353 1 633 9000
Executive Architect WXY Architecture + Urban Design 224 Centre Street, 5th Floor New York, NY 10013 +1 (212) 219-1953
Landscape Architect Gustafson Porter + Bowman 1 Cobham Mews London, MW1 9SB +44 020 7284 8950
Reed Hilderbrand LLC 33 Whitney Avenue, 3rd Floor New Haven, CT 06510 +1 (617) 923-2422
Structural & Lighting ARUP 77 Water Street New York, NY 10005 +1 (212) 896-3000
MEPF & IT BuroHappold 100 Broadway #23 New York, NY 10005 +1 (212) 616-0228
Civil VHB 100 Great Oaks Blvd., Suite 118 Albany, NY 12203 +1 (518) 389-3606
AV & Acoustics LSTN Consultants 76 Beaver Street, 2nd Floor New York, NY 10005 +1 (347) 788-0810
Facade Front Inc. 100 E. Broadway Street, #501 New York, NY 10002 +1 (212) 242-2220

Key Plan

	
Description	Date
50% Construction Documents	11/06/20

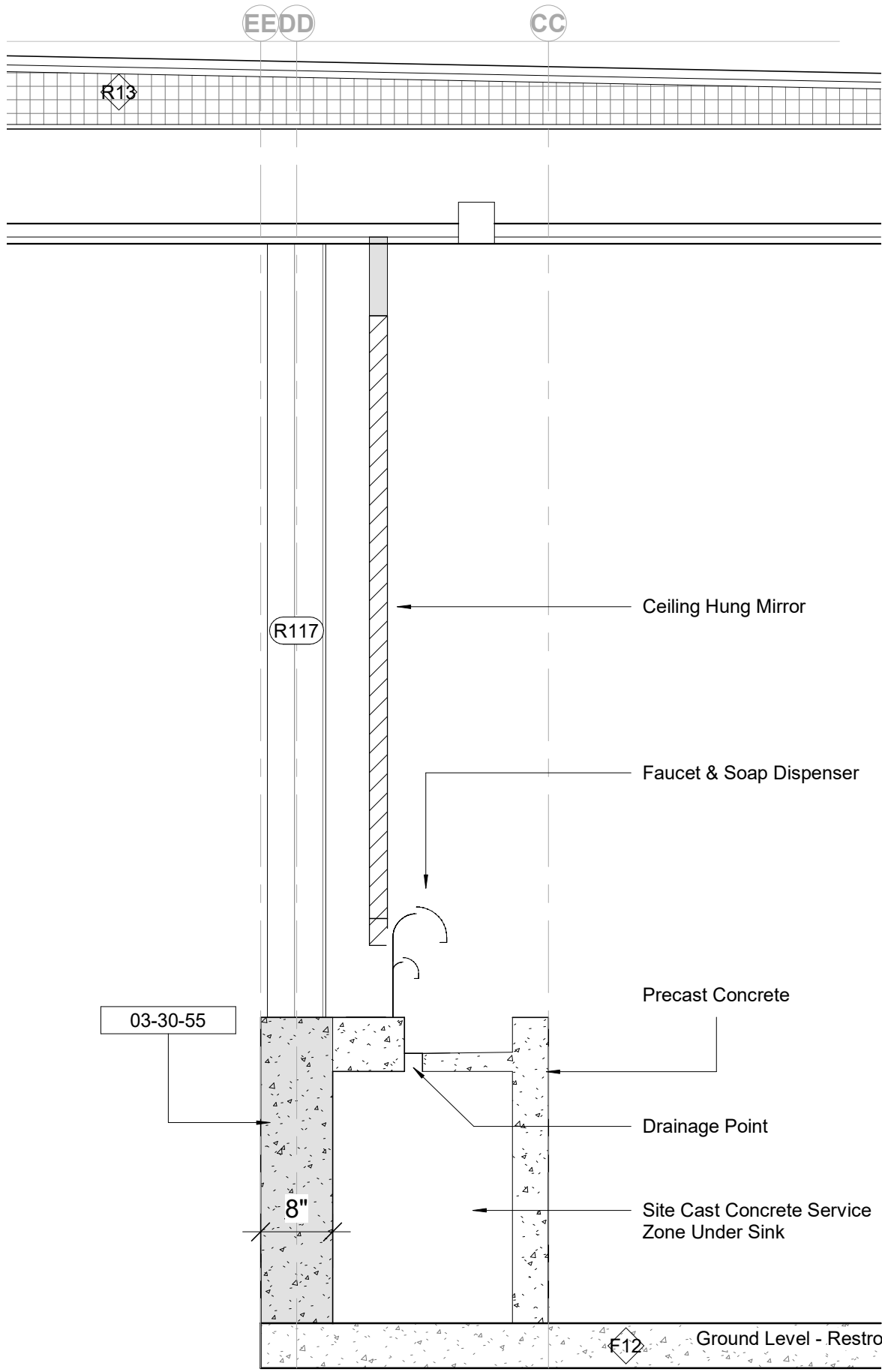
Project

Storm King Art Center Welcome Pavilions

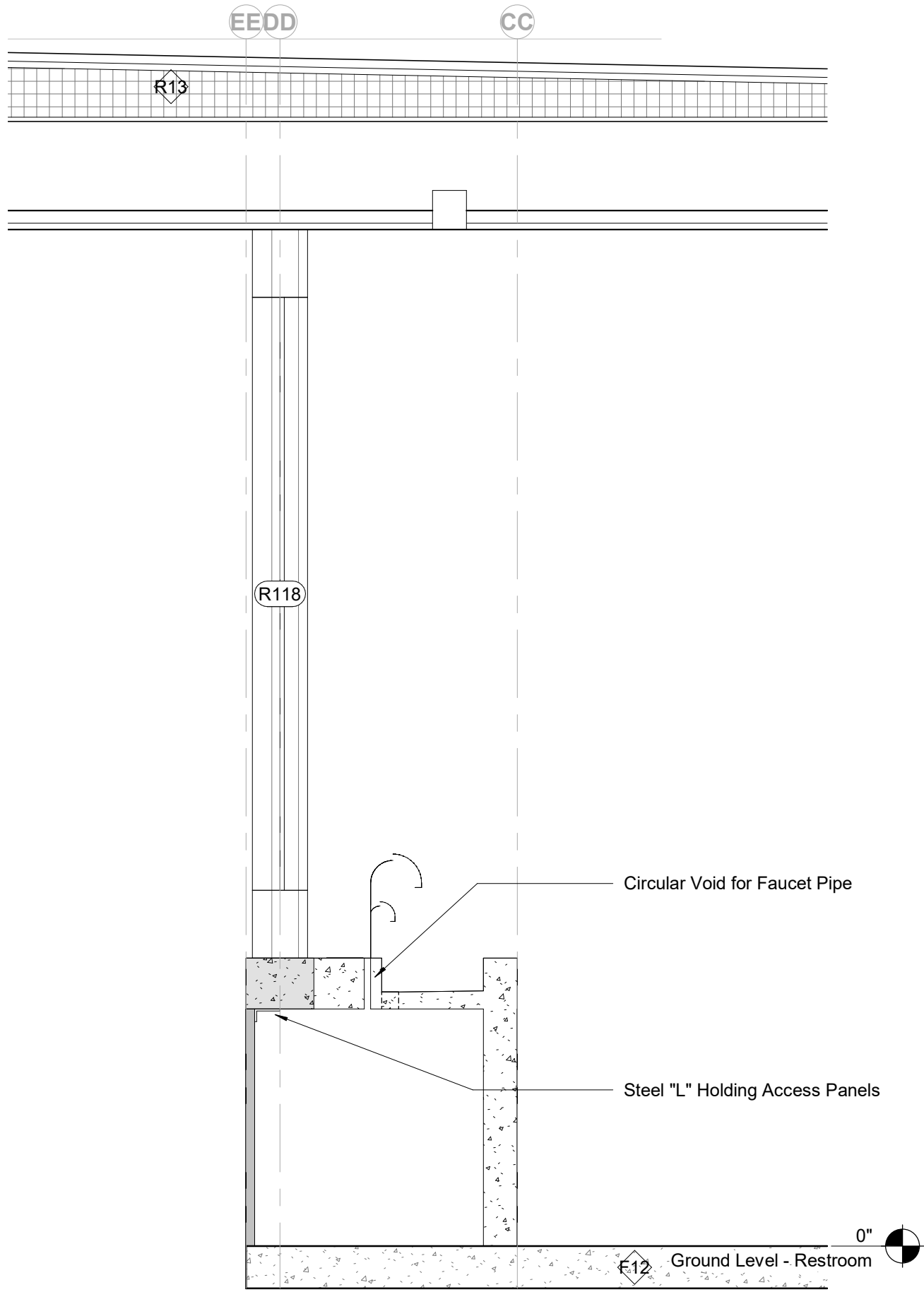
Seal

NOT FOR CONSTRUCTION
Drawing Title
Restroom - Wall
Sections

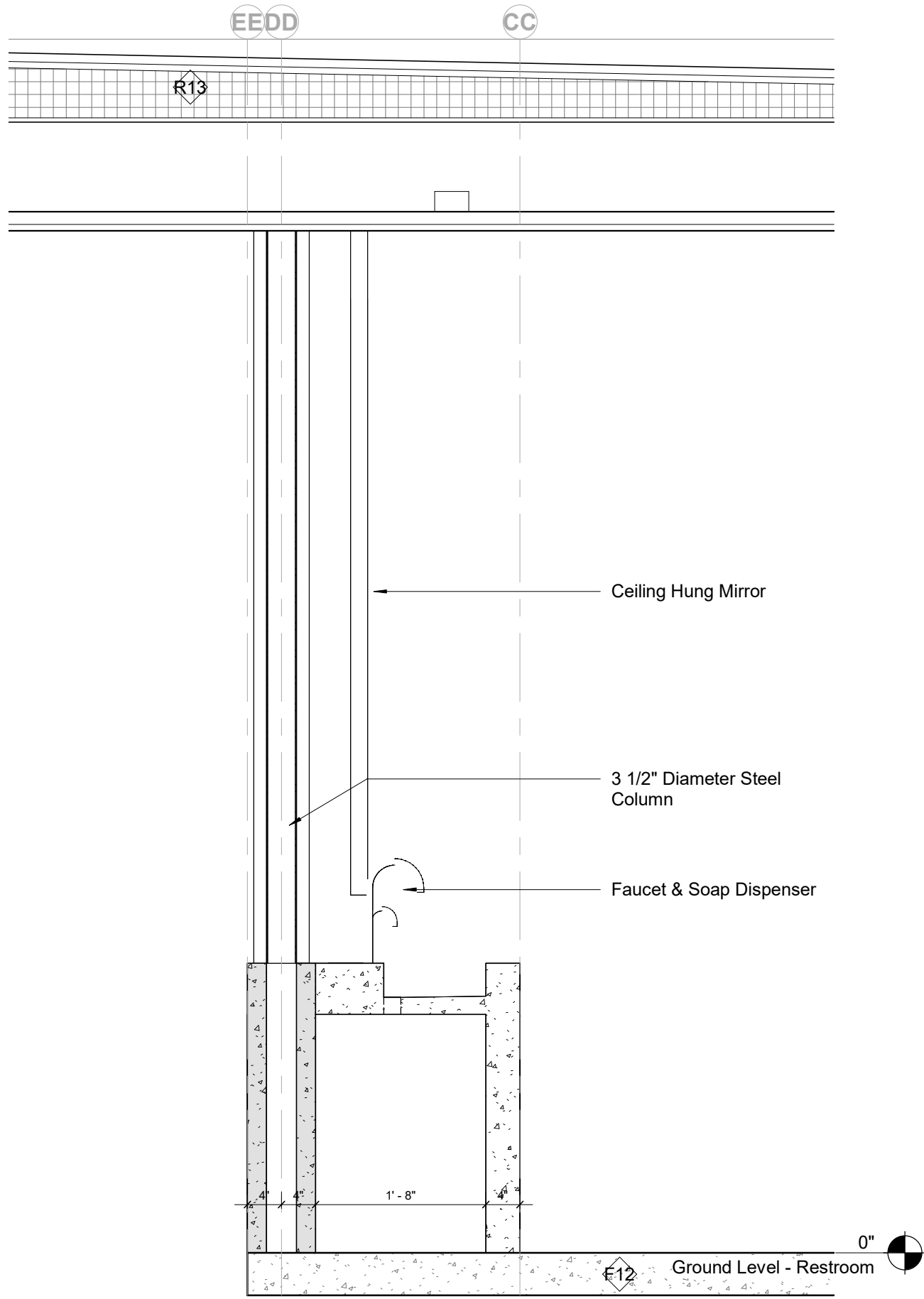
Date	11/06/20
Scale	3/4" = 1'-0"
Drawing Number	A-W-402
Sheet Size	ARCH D



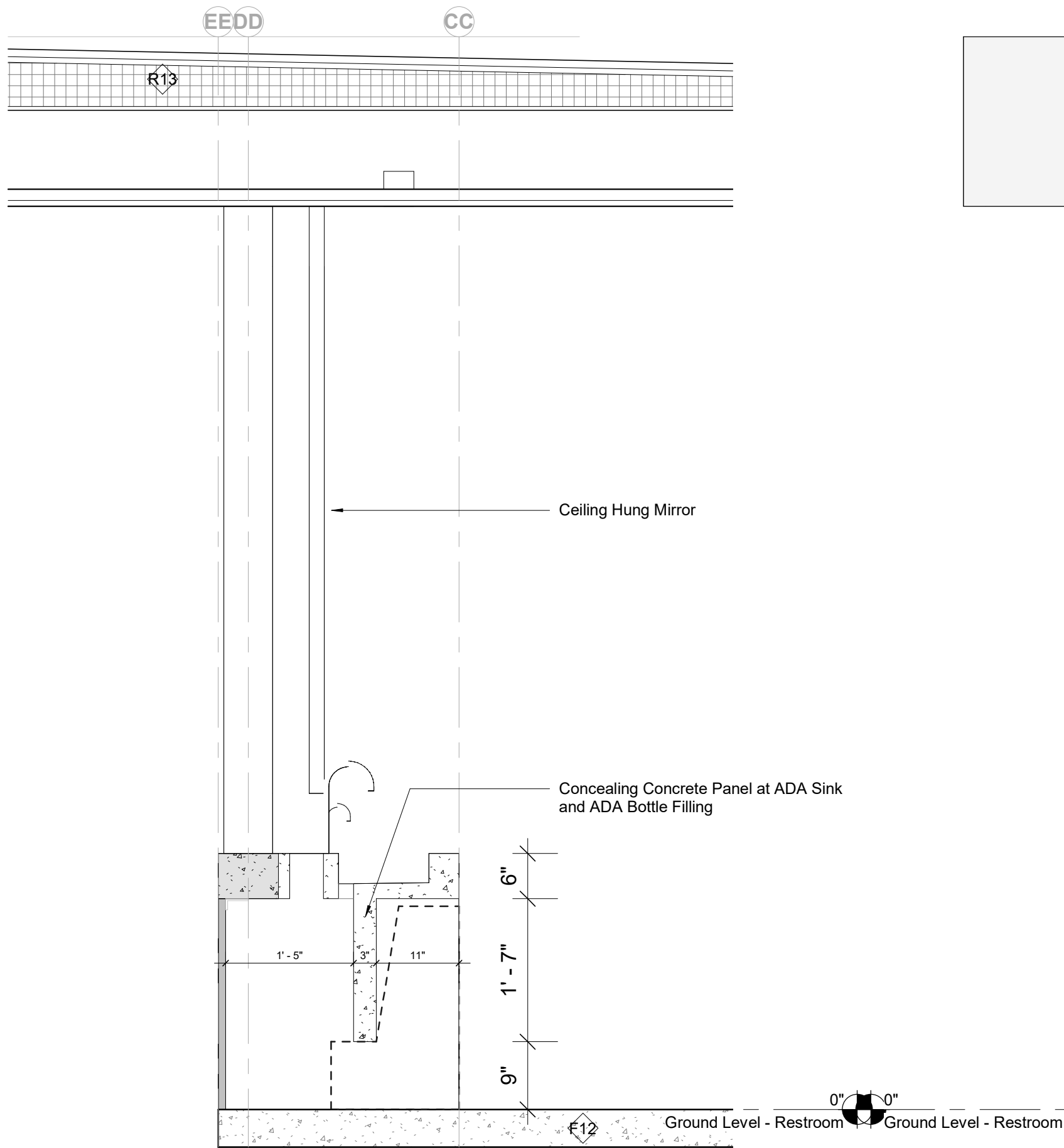
1 Transverse Section A - Sink Drain Copy 1
3/4" = 1'-0"



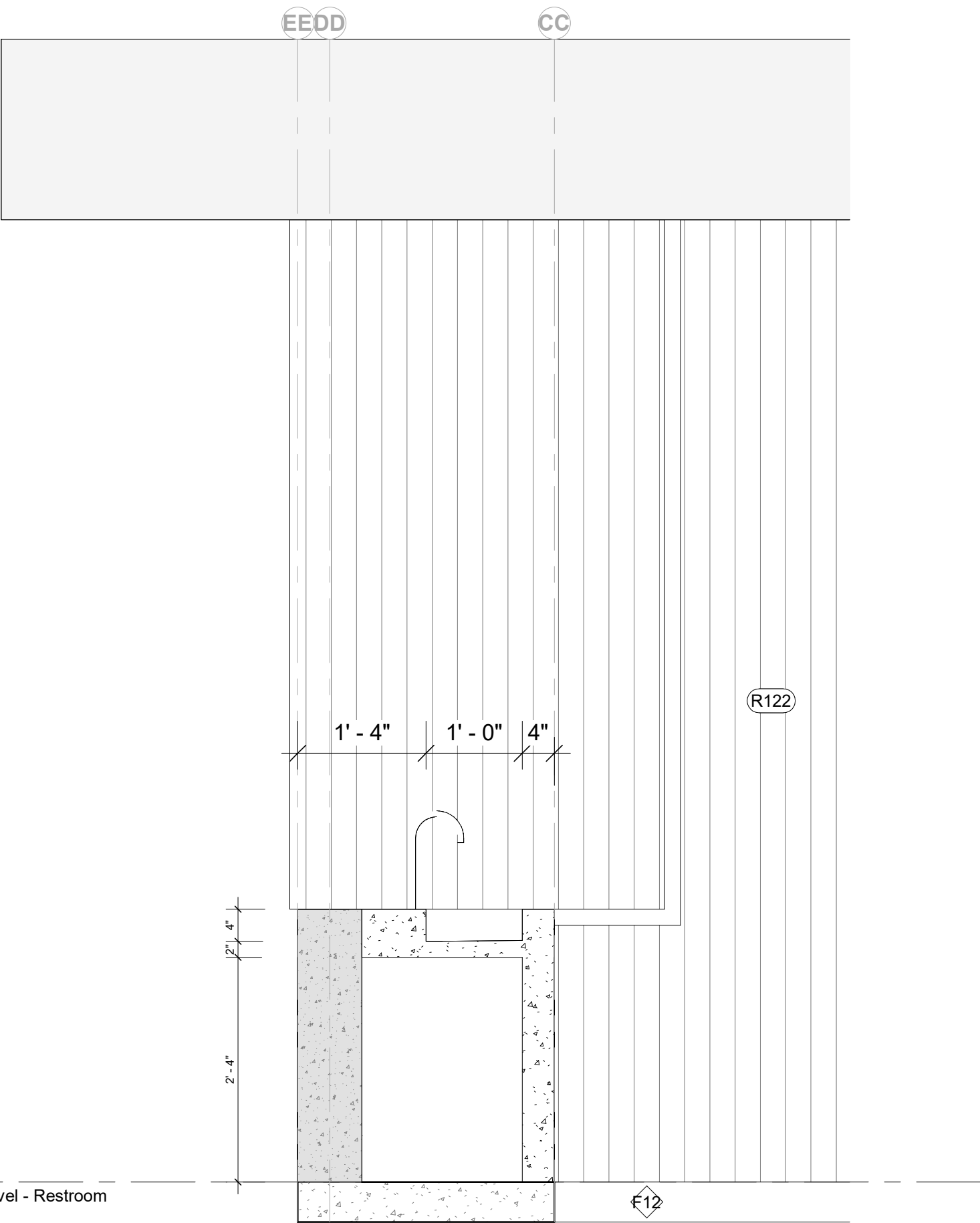
2 Transverse Section B - Sink Service Access Copy 1
3/4" = 1'-0"



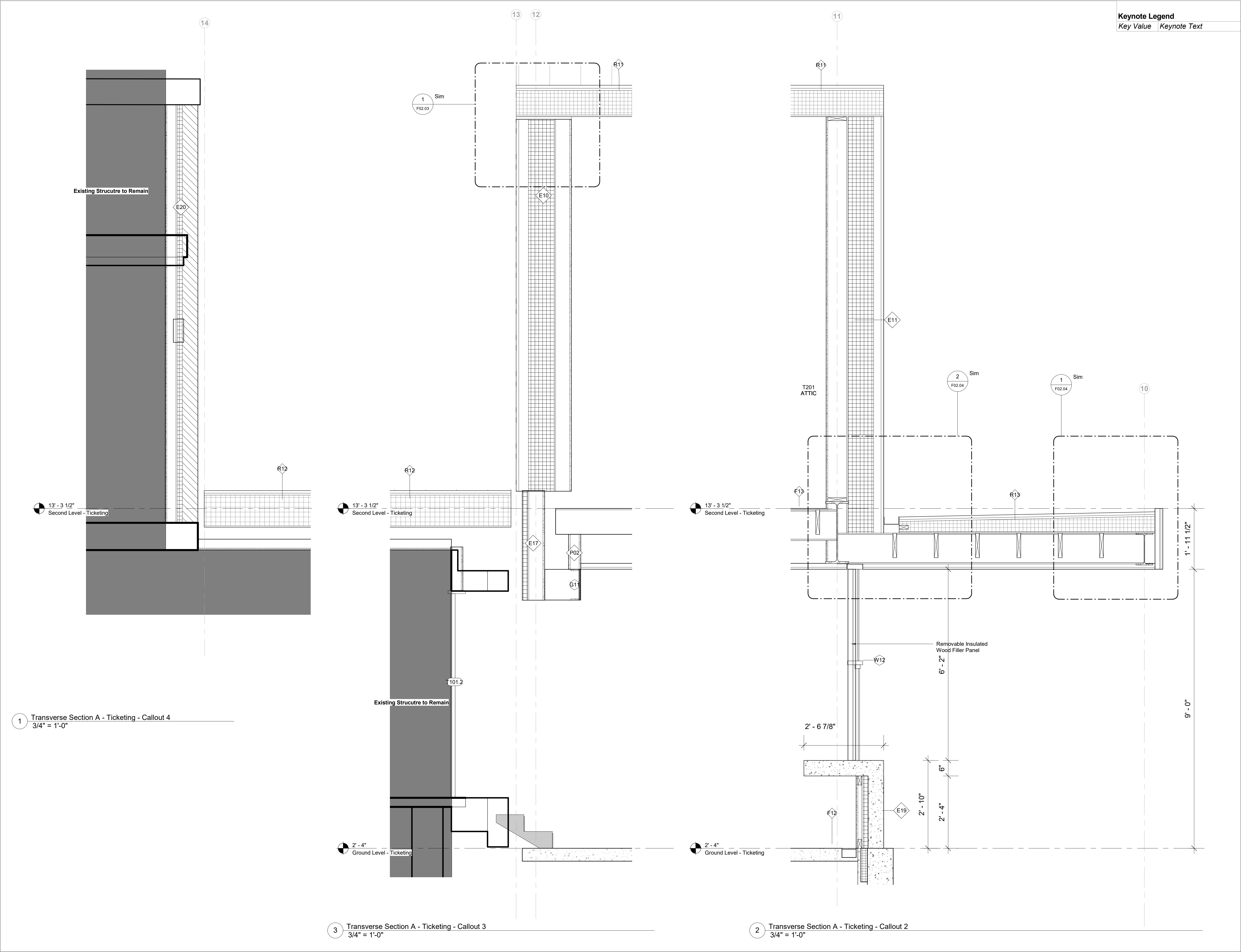
3 Transverse Section C - Sink Basin Copy 1
3/4" = 1'-0"



4 Transverse Section D - Sink ADA Access Copy 1
3/4" = 1'-0"



5 Transverse Section E - Sink Bottle Filling
3/4" = 1'-0"



Owner
Storm King Art Center
1 Museum Road
New Windsor, NY 12553
+1 (845) 534-3115

Design Architect
heneghan peng architects
14-16 Lord Edward Street
Dublin, D02 YC63
+353 1 633 9000

Executive Architect
WXY Architecture + Urban Design
224 Centre Street, 5th Floor
New York, NY 10013
+1 (212) 219-1953

Landscape Architect
Gustafson Porter + Bowman
1 Cobham Mews
London, MW1 9SB
+44 020 7284 8950

Reed Hilderbrand LLC
33 Whitney Avenue, 3rd Floor
New Haven, CT 06510
+1 (617) 923-2422

Structural & Lighting
ARUP
77 Water Street
New York, NY 10005
+1 (212) 896-3000

MEPF & IT
BuroHappold
100 Broadway #23
New York, NY 10005
+1 (212) 616-0228

Civil
VHB
100 Great Oaks Blvd., Suite 118
Albany, NY 12203
+1 (518) 389-3606

AV & Acoustics
LSTN Consultants
76 Beaver Street, 2nd Floor
New York, NY 10005
+1 (347) 788-0810

Facade
Front Inc.
100 E. Broadway Street, #501
New York, NY 10002
+1 (212) 242-2220

Key Plan

Description	Date
100% Design Development	05/29/20
50% Construction Documents	11/06/20

Project
Storm King
Art Center
**Welcome
Pavilions**

Seal

NOT FOR CONSTRUCTION
Drawing Title
Ticketing - Wall
Sections

Date	11/06/20
Scale	3/4" = 1'-0"
Drawing Number	A-W-403
Sheet Size	ARCH D

Keynote Legend	
Key Value	Keynote Text

Owner
Storm King Art Center
1 Museum Road
New Windsor, NY 12553
+1 (845) 534-3115

Design Architect
heneghan peng architects
14-16 Lord Edward Street
Dublin, D02 YC63
+353 1 633 9000

Executive Architect
WXY Architecture + Urban Design
224 Centre Street, 5th Floor
New York, NY 10013
+1 (212) 219-1953

Landscape Architect
Gustafson Porter + Bowman
1 Cobham Mews
London, MW1 9SB
+44 020 7284 8950

Reed Hilderbrand LLC
33 Whitney Avenue, 3rd Floor
New Haven, CT 06510
+1 (617) 923-2422

Structural & Lighting
ARUP
77 Water Street
New York, NY 10005
+1 (212) 896-3000

MEPF & IT
BuroHappold
100 Broadway #23
New York, NY 10005
+1 (212) 616-0228

Civil
VHB
100 Great Oaks Blvd., Suite 118
Albany, NY 12203
+1 (518) 389-3606

AV & Acoustics
LSTN Consultants
76 Beaver Street, 2nd Floor
New York, NY 10005
+1 (347) 788-0810

Facade
Front Inc.
100 E. Broadway Street, #501
New York, NY 10002
+1 (212) 242-2220

Key Plan

Description	Date
100% Design Development	05/29/20
50% Construction Documents	11/06/20

Project

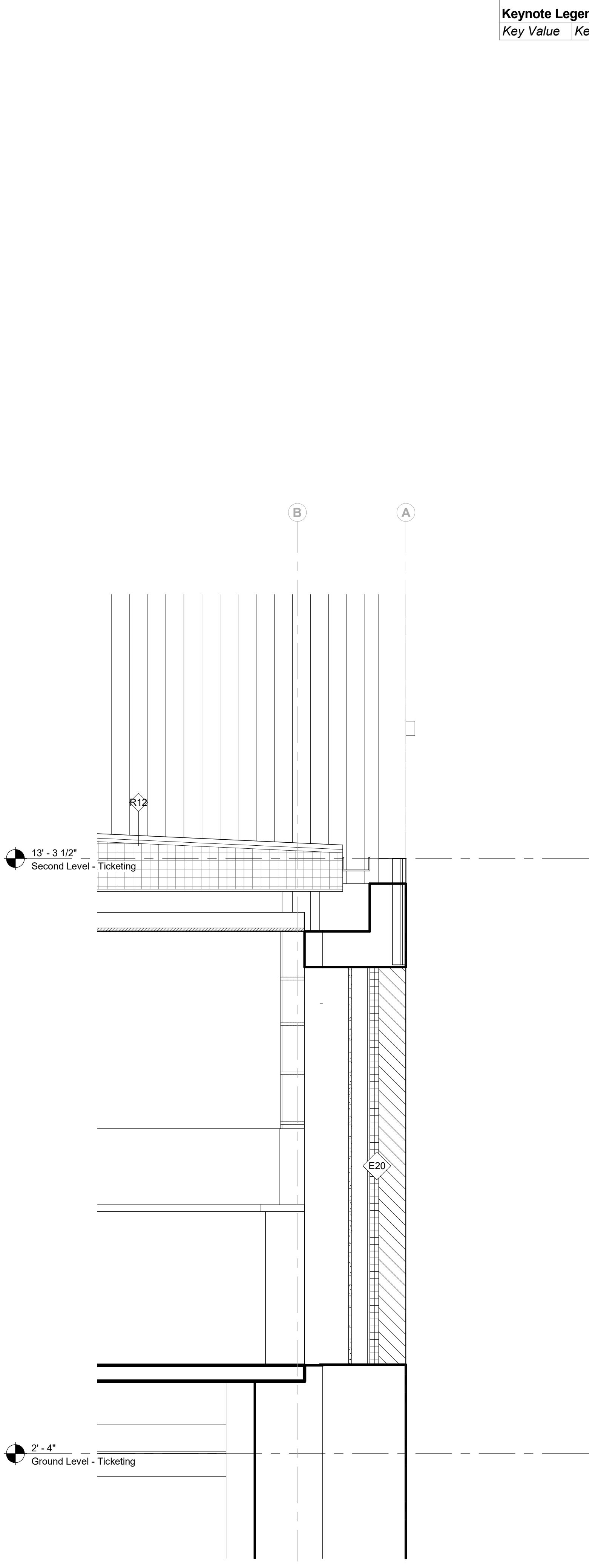
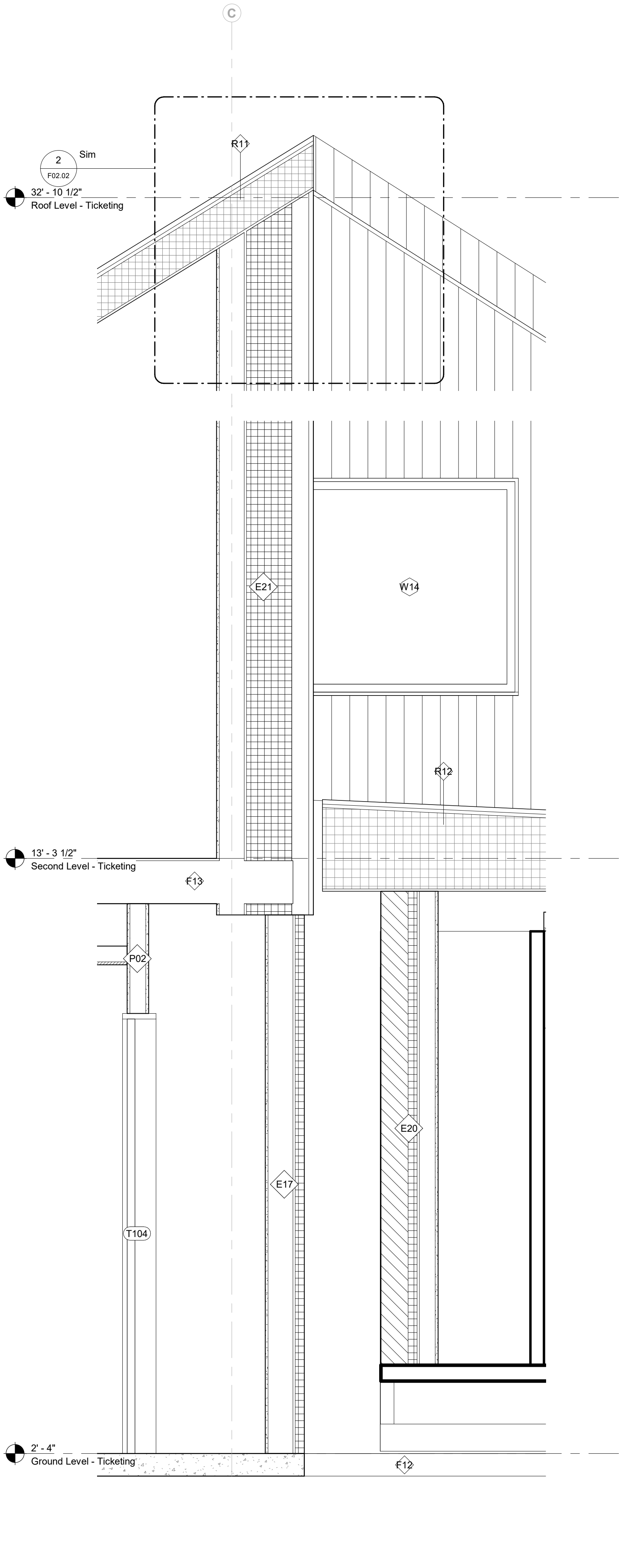
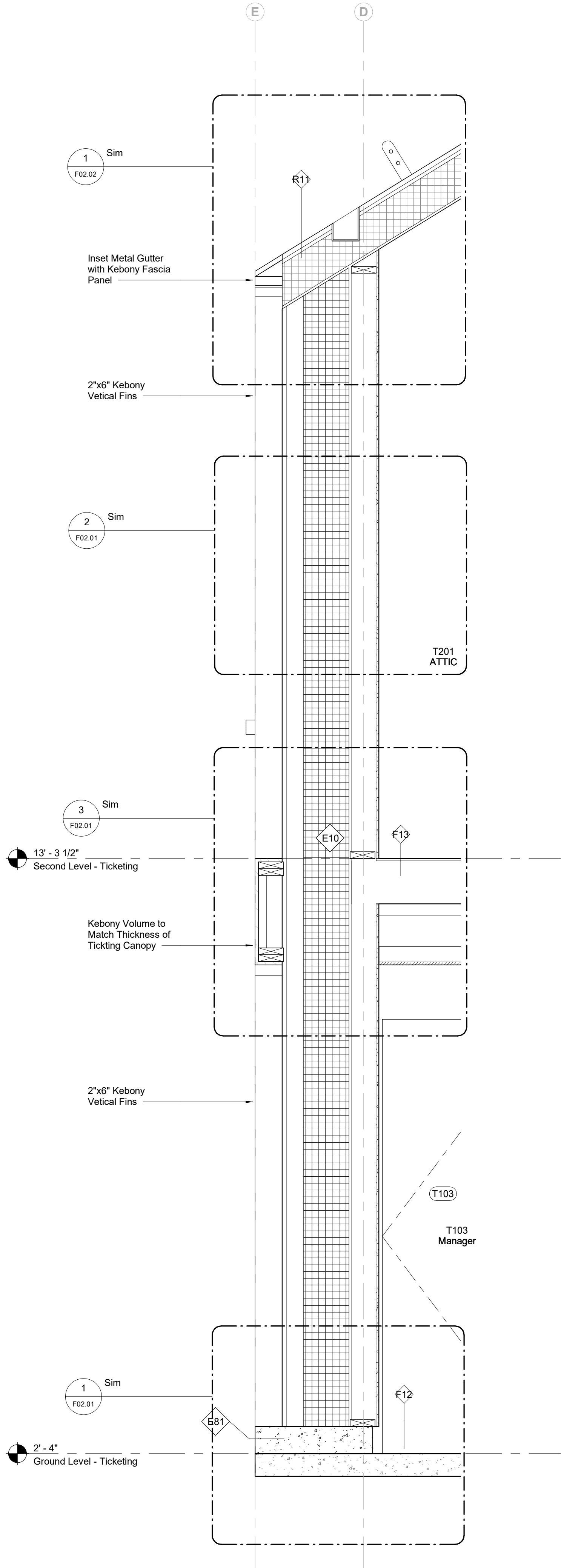
Storm King Art Center

Welcome Pavilions

Seal

NOT FOR CONSTRUCTION
Drawing Title
Ticketing - Wall Sections

Date	11/06/20
Scale	3/4" = 1'-0"
Drawing Number	A-W-404
Sheet Size	ARCH D

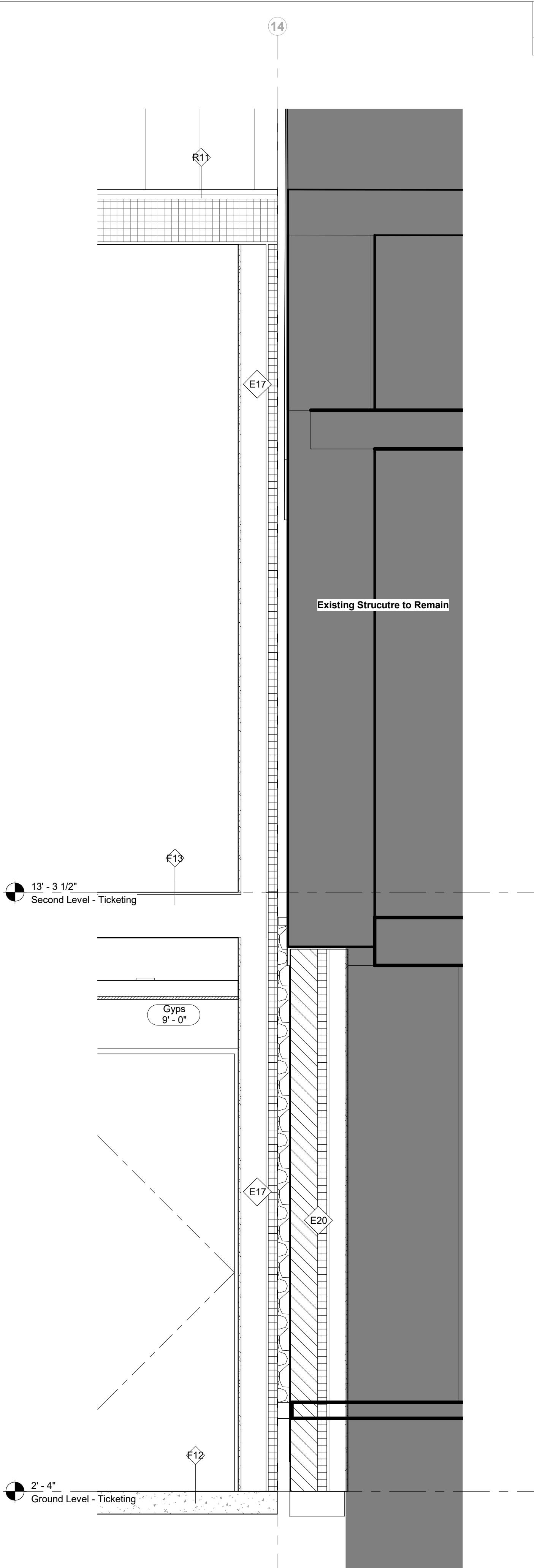


4 Longitudinal Section B - Ticketing - Callout 3
3/4" = 1'-0"

3 Longitudinal Section B - Ticketing - Callout X
3/4" = 1'-0"

2 Longitudinal Section B - Ticketing - Callout 10
3/4" = 1'-0"

Keynote Legend	
Key Value	Keynote Text



1 Transverse Section B - Ticketing - Callout 4
3/4" = 1'-0"

Owner Storm King Art Center 1 Museum Road New Windsor, NY 12553 +1 (845) 534-3115
Design Architect heneghan peng architects 14-16 Lord Edward Street Dublin, D02 YC63 +353 1 633 9000
Executive Architect WXY Architecture + Urban Design 224 Centre Street, 5th Floor New York, NY 10013 +1 (212) 219-1953
Landscape Architect Gustafson Porter + Bowman 1 Cobham Mews London, MW1 9SB +44 020 7284 8950
Reed Hilderbrand LLC 33 Whitney Avenue, 3rd Floor New Haven, CT 06510 +1 (617) 923-2422
Structural & Lighting ARUP 77 Water Street New York, NY 10005 +1 (212) 896-3000
MEPF & IT BuroHappold 100 Broadway #23 New York, NY 10005 +1 (212) 616-0228
Civil VHB 100 Great Oaks Blvd., Suite 118 Albany, NY 12203 +1 (518) 389-3606
AV & Acoustics LSTN Consultants 76 Beaver Street, 2nd Floor New York, NY 10005 +1 (347) 788-0810
Facade Front Inc. 100 E. Broadway Street, #501 New York, NY 10002 +1 (212) 242-2220
Key Plan



Description	Date
50% Construction Documents	11/06/20

Project

Storm King Art Center Welcome Pavilions

Seal

NOT FOR CONSTRUCTION
Drawing Title
Ticketing - Wall
Sections

Date	11/06/20
Scale	3/4" = 1'-0"
Drawing Number	A-W-405
Sheet Size	ARCH D

Keynote Legend	
Key Value	Keynote Text
06-10-00	Rough Carpentry
10-51-13	Lockers

Owner
Storm King Art Center
1 Museum Road
New Windsor, NY 12553
+1 (845) 534-3115

Design Architect
heneghan peng architects
14-16 Lord Edward Street
Dublin, D02 YC63
+353 1 633 9000

Executive Architect
WXY Architecture + Urban Design
224 Centre Street, 5th Floor
New York, NY 10013
+1 (212) 219-1953

Landscape Architect
Gustafson Porter + Bowman
1 Cobham Mews
London, MW1 9SB
+44 020 7284 8950

Reed Hilderbrand LLC
33 Whitney Avenue, 3rd Floor
New Haven, CT 06510
+1 (617) 923-2422

Structural & Lighting
ARUP
77 Water Street
New York, NY 10005
+1 (212) 896-3000

MEPF & IT
BuroHappold
100 Broadway #23
New York, NY 10005
+1 (212) 616-0228

Civil
VHB
100 Great Oaks Blvd., Suite 118
Albany, NY 12203
+1 (518) 389-3606

AV & Acoustics
LSTN Consultants
76 Beaver Street, 2nd Floor
New York, NY 10005
+1 (347) 788-0810

Facade
Front Inc.
100 E. Broadway Street, #501
New York, NY 10002
+1 (212) 242-2220

Key Plan

Description	Date
100% Design Development	05/29/20
50% Construction Documents	11/06/20

Project

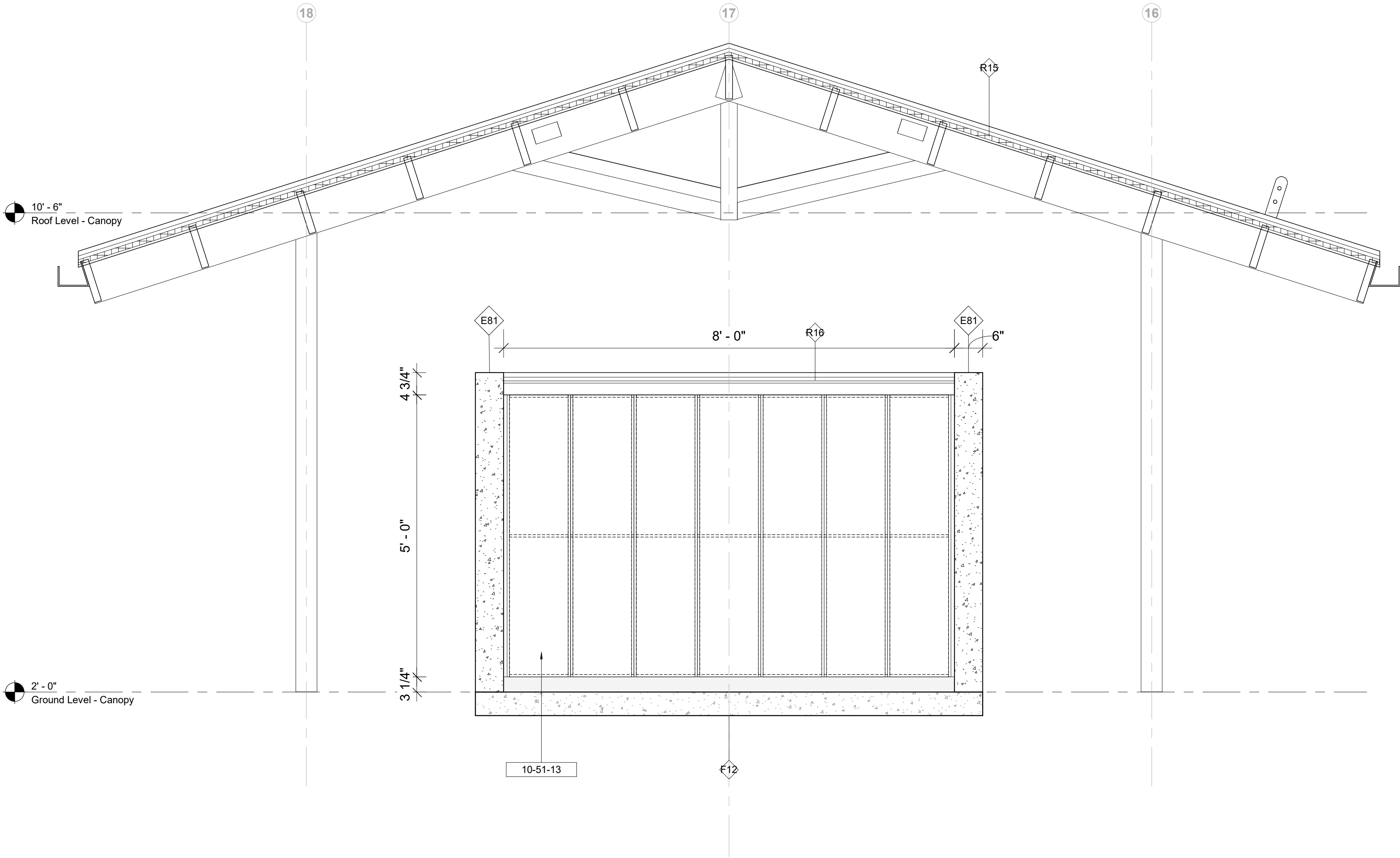
Storm King Art Center Welcome Pavilions

Seal

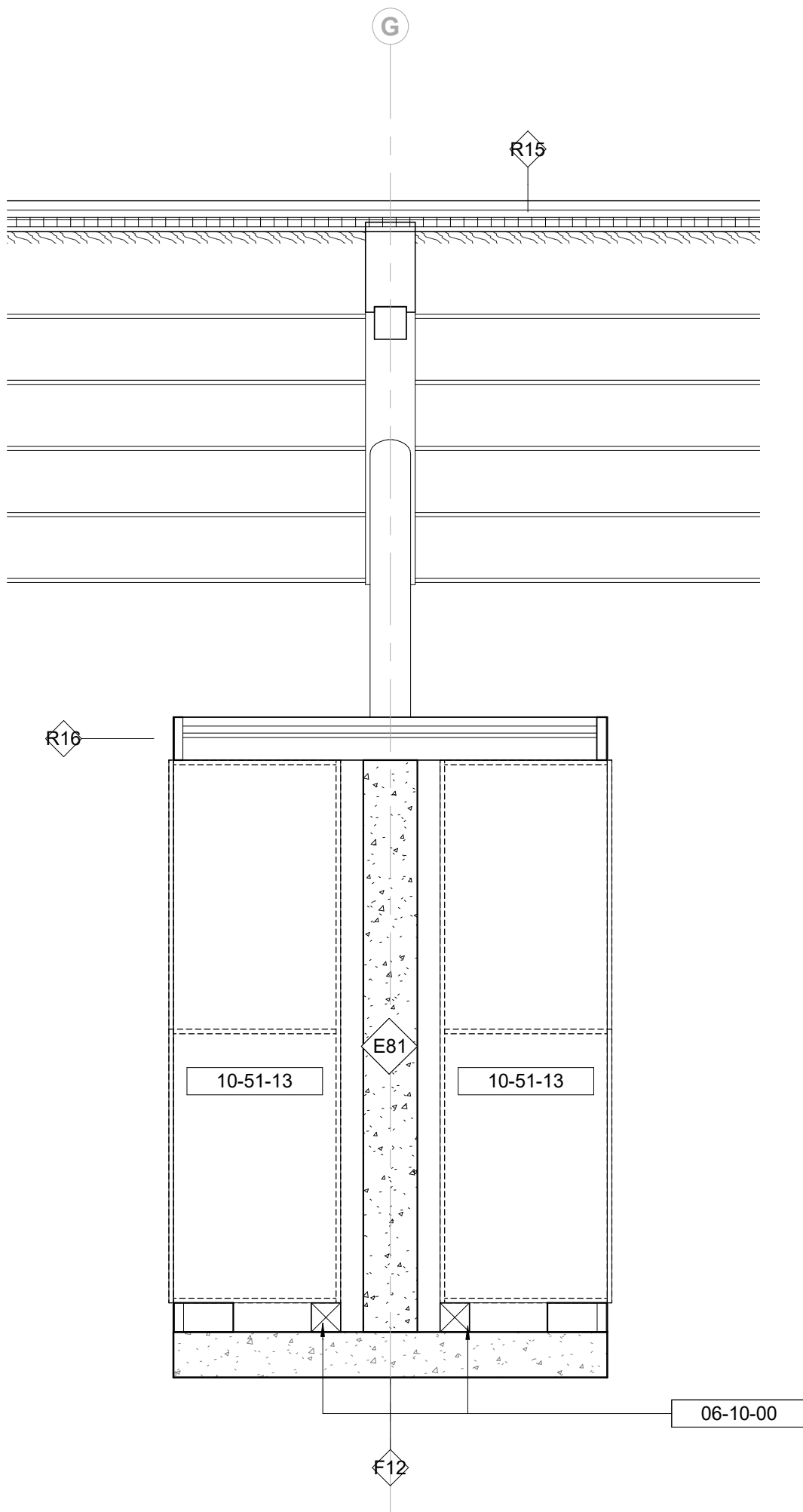
NOT FOR CONSTRUCTION

Drawing Title
Canopy - Wall
Sections

Date	11/06/20
Scale	3/4" = 1'-0"
Drawing Number	A-W-407
Sheet Size	ARCH D



1 Transverse Section A - Canopy Locker 1
3/4" = 1'-0"



2 Longitudinal Section A - Canopy Locker 1
3/4" = 1'-0"

Keynote Legend	
Key Value	Keynote Text

Owner
Storm King Art Center
1 Museum Road
New Windsor, NY 12553
+1 (845) 534-3115

Design Architect
heneghan peng architects
14-16 Lord Edward Street
Dublin, D02 YC63
+353 1 633 9000

Executive Architect
WXY Architecture + Urban Design
224 Centre Street, 5th Floor
New York, NY 10013
+1 (212) 219-1953

Landscape Architect
Gustafson Porter + Bowman
1 Cobham Mews
London, MW1 9SB
+44 20 7284 8950

Reed Hilderbrand LLC
33 Whitney Avenue, 3rd Floor
New Haven, CT 06510
+1 (617) 923-2422

Structural & Lighting
ARUP
77 Water Street
New York, NY 10005
+1 (212) 896-3000

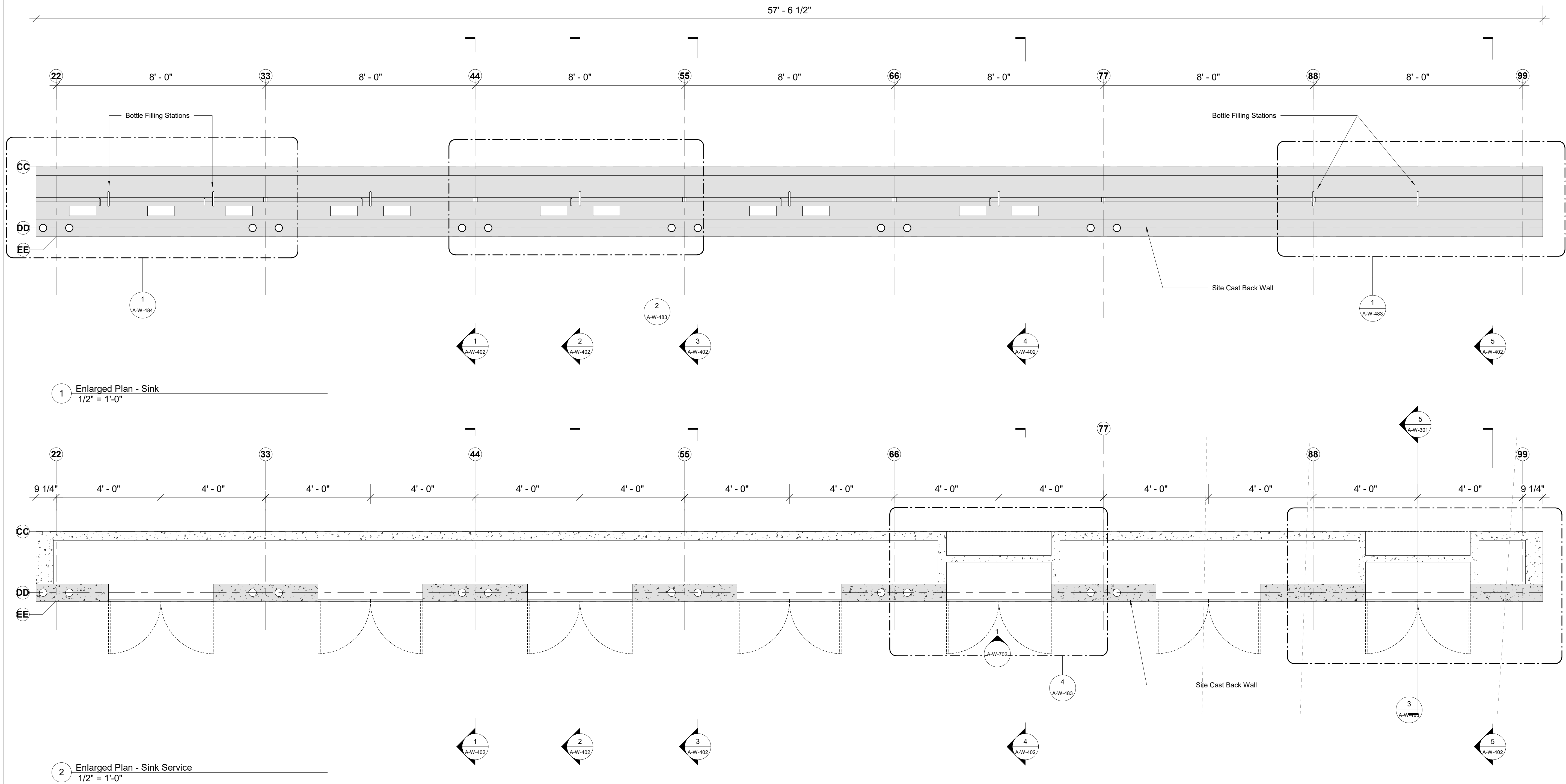
MEPF & IT
BuroHappold
100 Broadway #23
New York, NY 10005
+1 (212) 616-0228

Civil
VHB
100 Great Oaks Blvd., Suite 118
Albany, NY 12203
+1 (518) 389-3606

AV & Acoustics
LSTN Consultants
76 Beaver Street, 2nd Floor
New York, NY 10005
+1 (347) 788-0810

Facade
Front Inc.
100 E. Broadway Street, #501
New York, NY 10002
+1 (212) 242-2220

Key Plan



Description	Date
50% Construction Documents	11/06/20

Project

Storm King
Art Center

**Welcome
Pavilions**

Seal

NOT FOR CONSTRUCTION

Drawing Title
Sink Plans

Date	11/06/20
Scale	1/2" = 1'-0"
Drawing Number	A-W-481
Sheet Size	ARCH D

Keynote Legend	
Key Value	Keynote Text

Owner
Storm King Art Center
1 Museum Road
New Windsor, NY 12553
+1 (845) 534-3115

Design Architect
heneghan peng architects
14-16 Lord Edward Street
Dublin, D02 YC63
+353 1 633 9000

Executive Architect
WXY Architecture + Urban Design
224 Centre Street, 5th Floor
New York, NY 10013
+1 (212) 219-1953

Landscape Architect
Gustafson Porter + Bowman
1 Cobham Mews
London, MW1 9SB
+44 020 7284 8950

Reed Hilderbrand LLC
33 Whitney Avenue, 3rd Floor
New Haven, CT 06510
+1 (617) 923-2422

Structural & Lighting
ARUP
77 Water Street
New York, NY 10005
+1 (212) 896-3000


MEPF & IT
BuroHappold
100 Broadway #23
New York, NY 10005
+1 (212) 616-0228

Civil
VHB
100 Great Oaks Blvd., Suite 118
Albany, NY 12203
+1 (518) 389-3606

AV & Acoustics
LSTN Consultants
76 Beaver Street, 2nd Floor
New York, NY 10005
+1 (347) 788-0810

Facade
Front Inc.
100 E. Broadway Street, #501
New York, NY 10002
+1 (212) 242-2220

Key Plan



Project

Storm King
Art Center

**Welcome
Pavilions**

Seal

NOT FOR CONSTRUCTION

Drawing Title
Sink Elevations

Date	11/06/20
Scale	As indicated
Drawing Number	A-W-482
Sheet Size	ARCH D

Keynote Legend

Key Value Keynote Text

Owner

Storm King Art Center
1 Museum Road
New Windsor, NY 12553
+1 (845) 534-3115

Design Architect

heneghan peng architects
14-16 Lord Edward Street
Dublin, D02 YC63
+353 1 633 9000

Executive Architect

WXY Architecture + Urban Design
224 Centre Street, 5th Floor
New York, NY 10013
+1 (212) 219-1953

Landscape Architect

Gustafson Porter + Bowman
1 Cobham Mews
London, MW1 9SB
+44 020 7284 8950

Reed Hilderbrand LLC
33 Whitney Avenue, 3rd Floor
New Haven, CT 06510
+1 (617) 923-2422

Structural & Lighting

ARUP
77 Water Street
New York, NY 10005
+1 (212) 896-3000

MEPF & IT

BuroHappold
100 Broadway #23
New York, NY 10005
+1 (212) 616-0228

Civil

VHB
100 Great Oaks Blvd., Suite 118
Albany, NY 12203
+1 (518) 389-3606

AV & Acoustics

LSTN Consultants
76 Beaver Street, 2nd Floor
New York, NY 10005
+1 (347) 788-0810

Facade

Front Inc.
100 E. Broadway Street, #501
New York, NY 10002
+1 (212) 242-2220

Key Plan



Description	Date
50% Construction Documents	11/06/20

Project

Storm King Art Center Welcome Pavilions

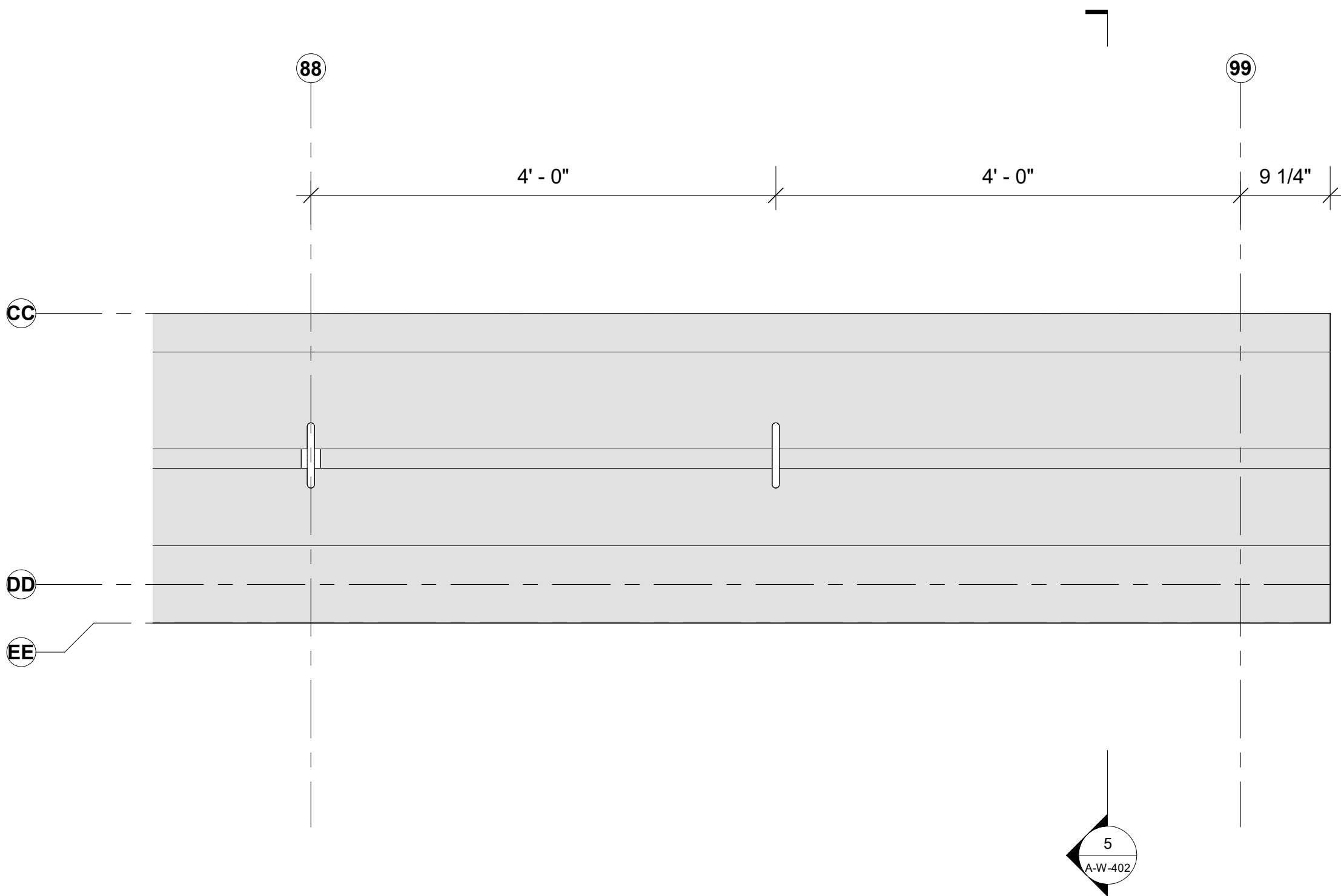
Seal

NOT FOR CONSTRUCTION

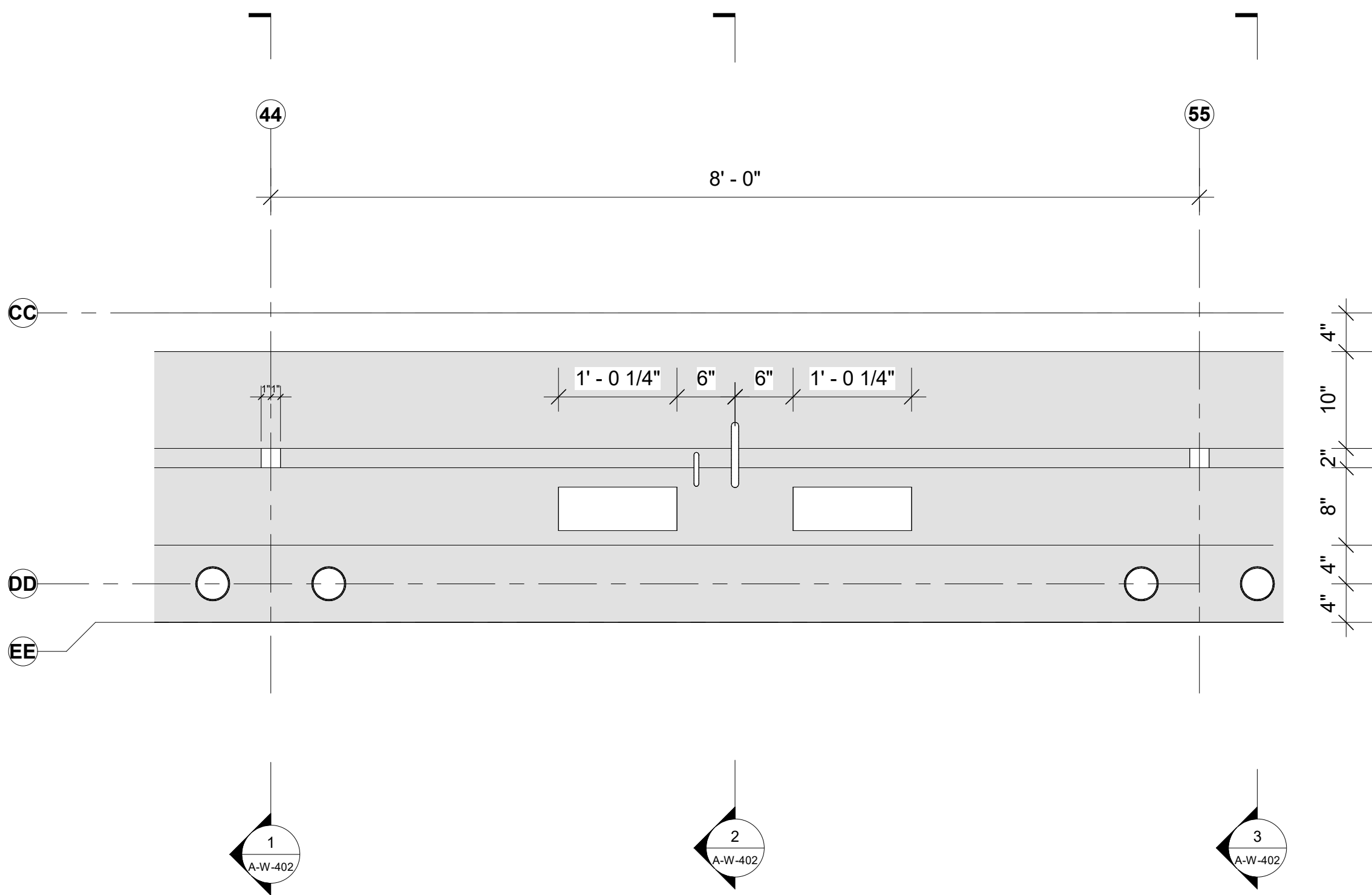
Drawing Title

Sink Plan Details

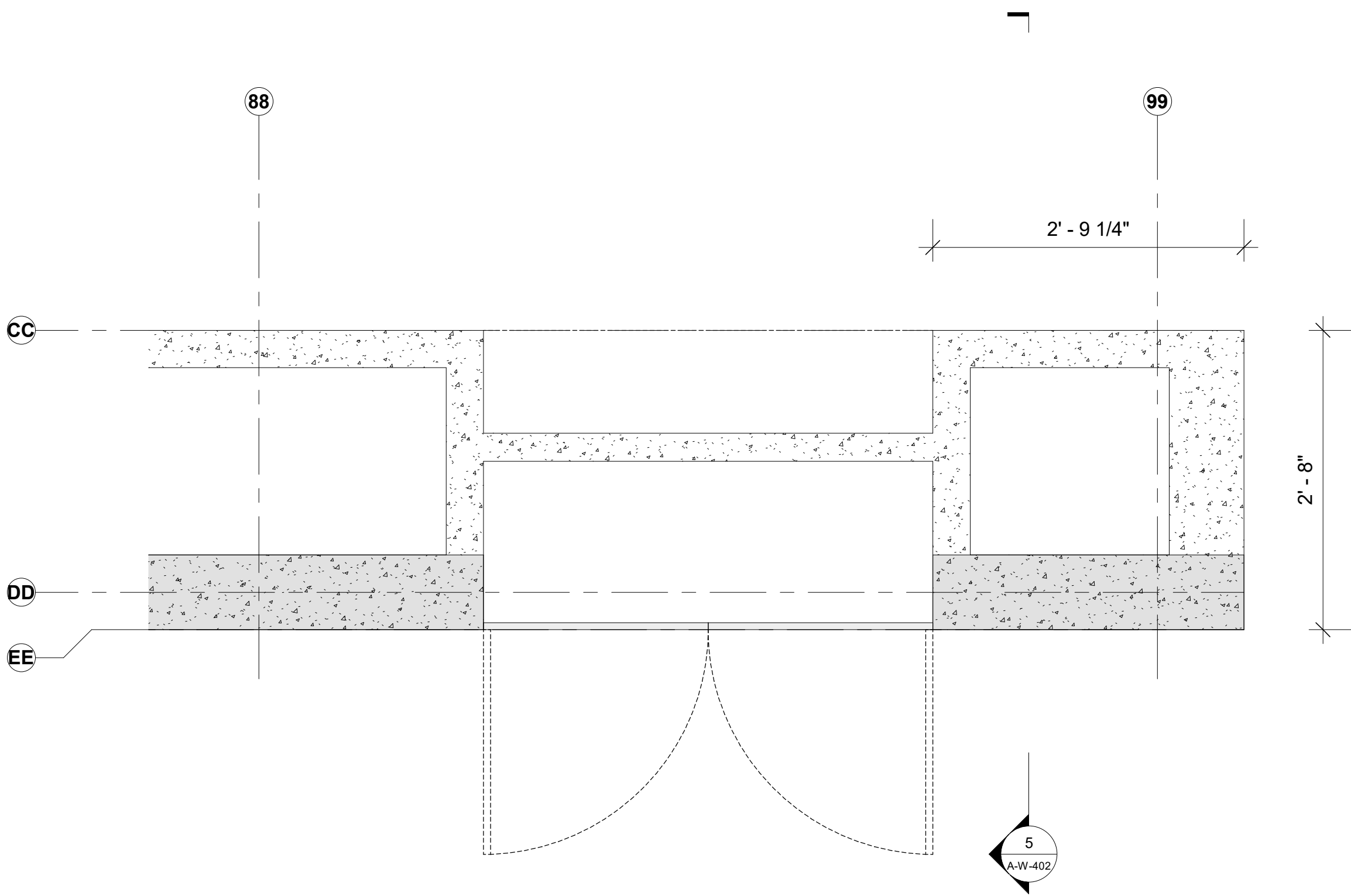
Date	11/06/20
Scale	1" = 1'-0"
Drawing Number	A-W-483
Sheet Size	ARCH D



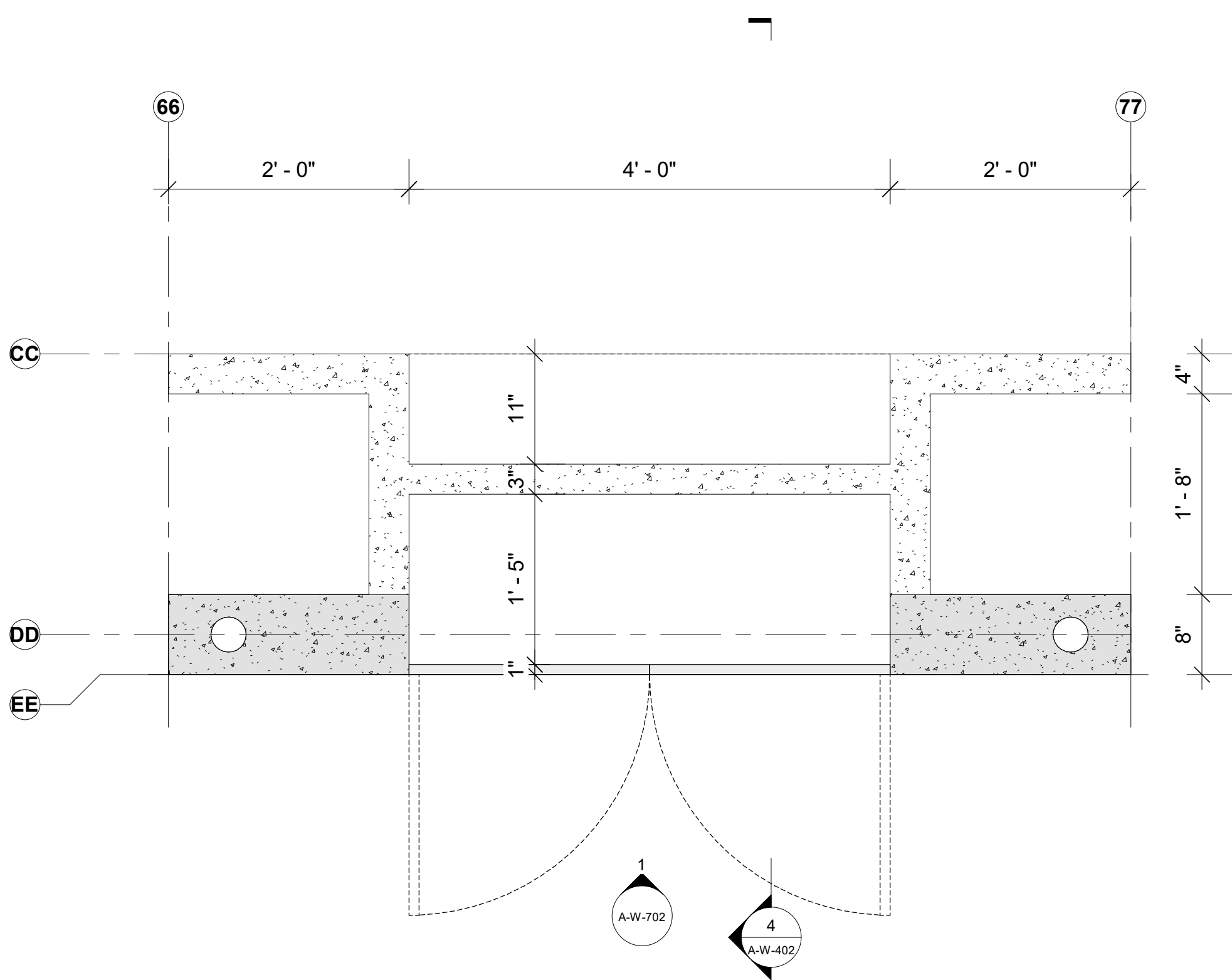
1 Enlarged Plan - Sink Bottle Filling
1" = 1'-0"



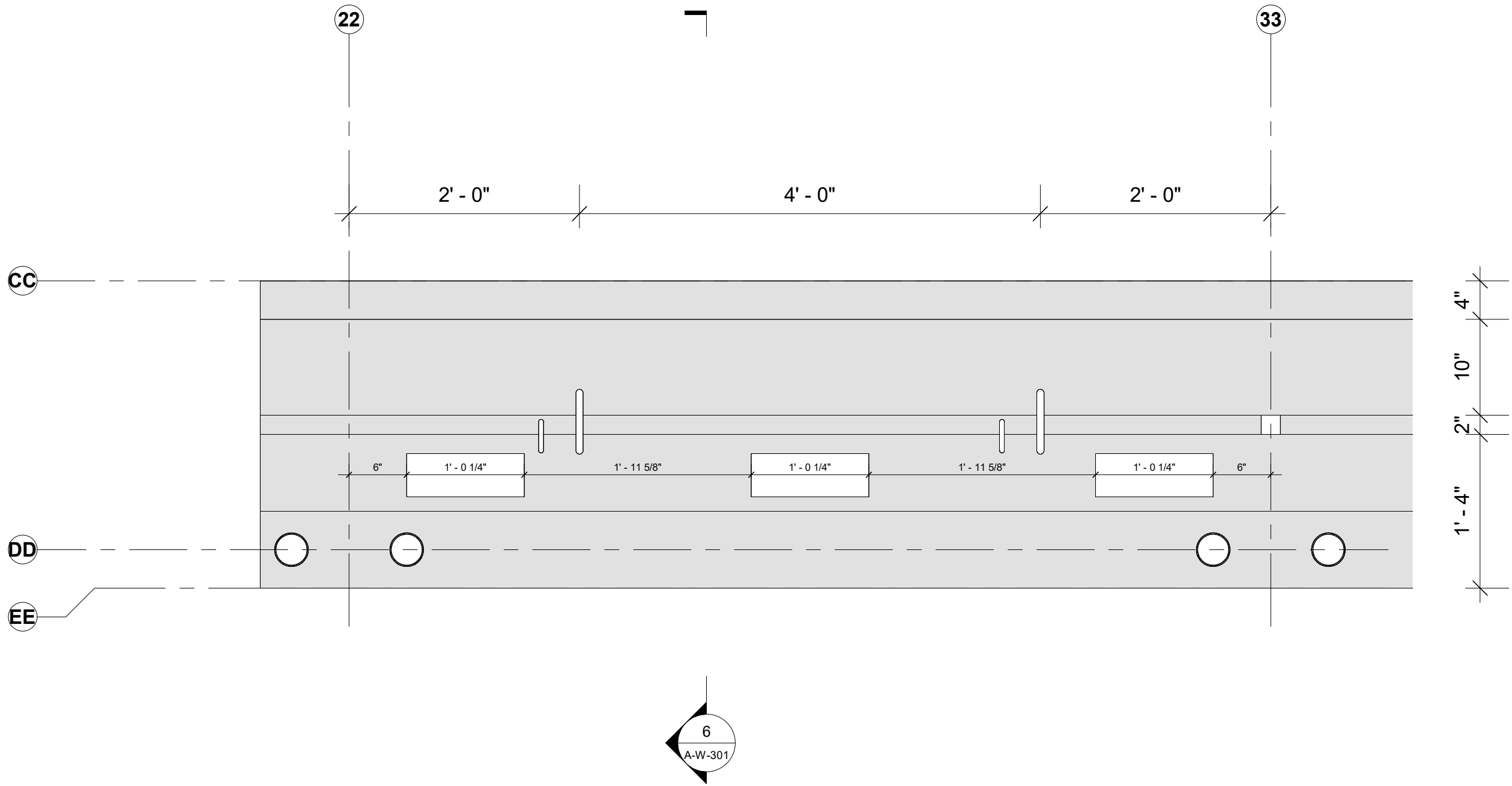
2 Enlarged Plan - Standard Sink Top
1" = 1'-0"



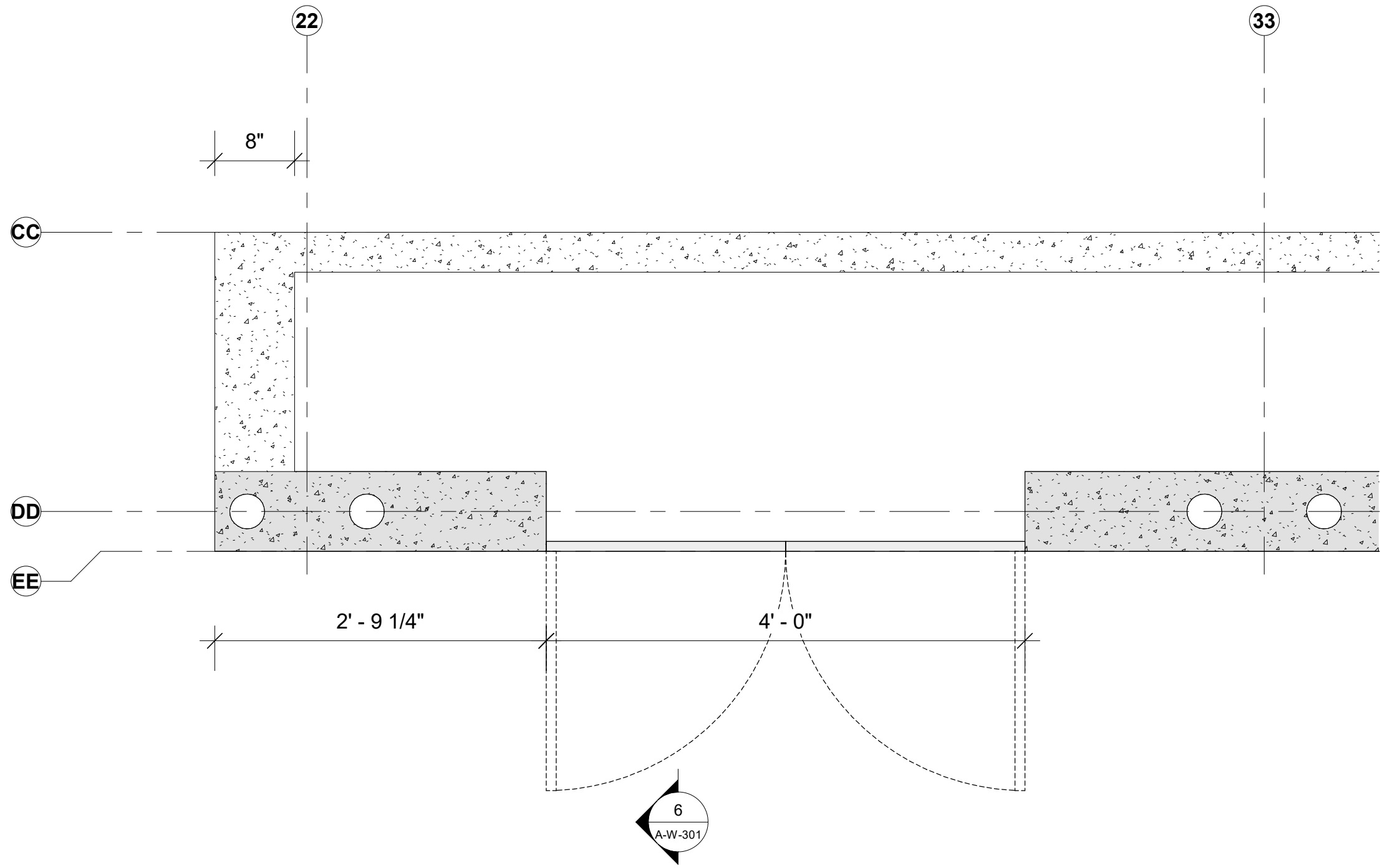
3 Enlarged Plan - Bottle Filling Service
1" = 1'-0"



4 Enlarged Plan - ADA Niche
1" = 1'-0"



1 Enlarged Plan - Child Sink
1" = 1'-0"



2 Enlarged Plan - Child Sink Service
1" = 1'-0"

Owner
Storm King Art Center
1 Museum Road
New Windsor, NY 12553
+1 (845) 534-3115

Design Architect
heneghan peng architects
14-16 Lord Edward Street
Dublin, D02 YC63
+353 1 633 9000

Executive Architect
WXY Architecture + Urban Design
224 Centre Street, 5th Floor
New York, NY 10013
+1 (212) 219-1953

Landscape Architect
Gustafson Porter + Bowman
1 Cobham Mews
London, MW1 9SB
+44 020 7284 8950

Reed Hilderbrand LLC
33 Whitney Avenue, 3rd Floor
New Haven, CT 06510
+1 (617) 923-2422

Structural & Lighting
ARUP
77 Water Street
New York, NY 10005
+1 (212) 896-3000


MEPF & IT
BuroHappold
100 Broadway #23
New York, NY 10005
+1 (212) 616-0228

Civil
VHB
100 Great Oaks Blvd., Suite 118
Albany, NY 12203
+1 (518) 389-3606

AV & Acoustics
LSTN Consultants
76 Beaver Street, 2nd Floor
New York, NY 10005
+1 (347) 788-0810

Facade
Front Inc.
100 E. Broadway Street, #501
New York, NY 10002
+1 (212) 242-2220

Key Plan

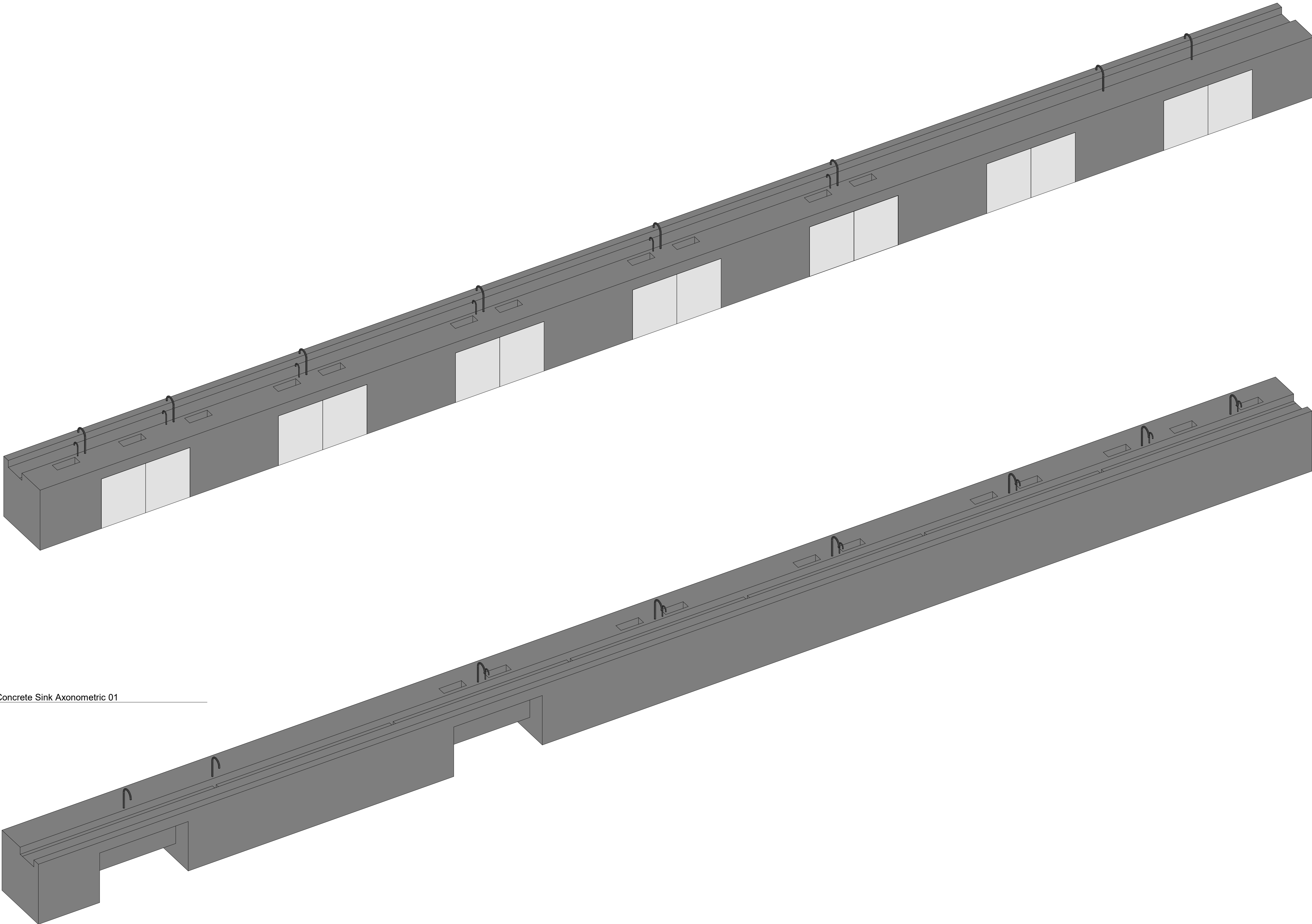
	
Description	Date
50% Construction Documents	11/06/20

Project
Storm King
Art Center
**Welcome
Pavilions**

Seal

NOT FOR CONSTRUCTION
Drawing Title
Sink Plan Details

Date	11/06/20
Scale	1" = 1'-0"
Drawing Number	A-W-484
Sheet Size	ARCH D



1 Concrete Sink Axonometric 01

2 Concrete Sink Axonometric 02

Owner
Storm King Art Center
1 Museum Road
New Windsor, NY 12553
+1 (845) 534-3115

Design Architect
heneghan peng architects
14-16 Lord Edward Street
Dublin, D02 YC63
+353 1 633 9000

Executive Architect
WXY Architecture + Urban Design
224 Centre Street, 5th Floor
New York, NY 10013
+1 (212) 219-1953

Landscape Architect
Gustafson Porter + Bowman
1 Cobham Mews
London, MW1 9SB
+44 020 7284 8950

Reed Hilderbrand LLC
33 Whitney Avenue, 3rd Floor
New Haven, CT 06510
+1 (617) 923-2422

Structural & Lighting
ARUP
77 Water Street
New York, NY 10005
+1 (212) 896-3000

MEPF & IT
BuroHappold
100 Broadway #23
New York, NY 10005
+1 (212) 616-0228

Civil
VHB
100 Great Oaks Blvd., Suite 118
Albany, NY 12203
+1 (518) 389-3606

AV & Acoustics
LSTN Consultants
76 Beaver Street, 2nd Floor
New York, NY 10005
+1 (347) 788-0810

Facade
Front Inc.
100 E. Broadway Street, #501
New York, NY 10002
+1 (212) 242-2220

Key Plan



Description	Date
50% Construction Documents	11/06/20

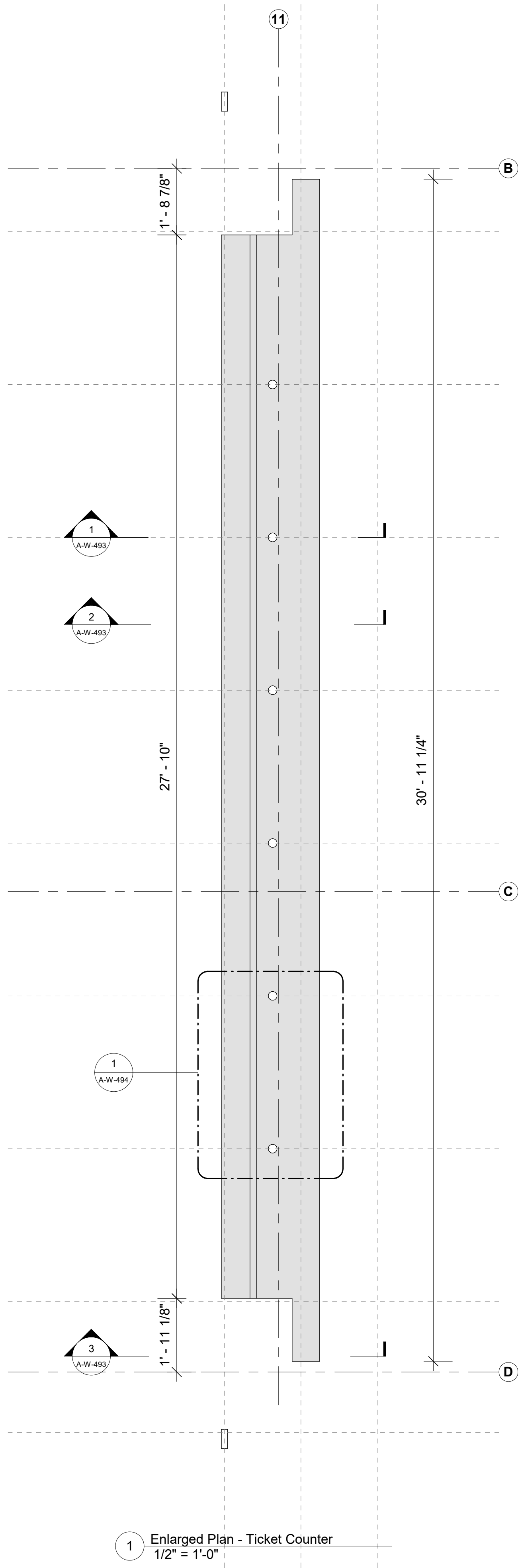
Project

Storm King Art Center Welcome Pavilions

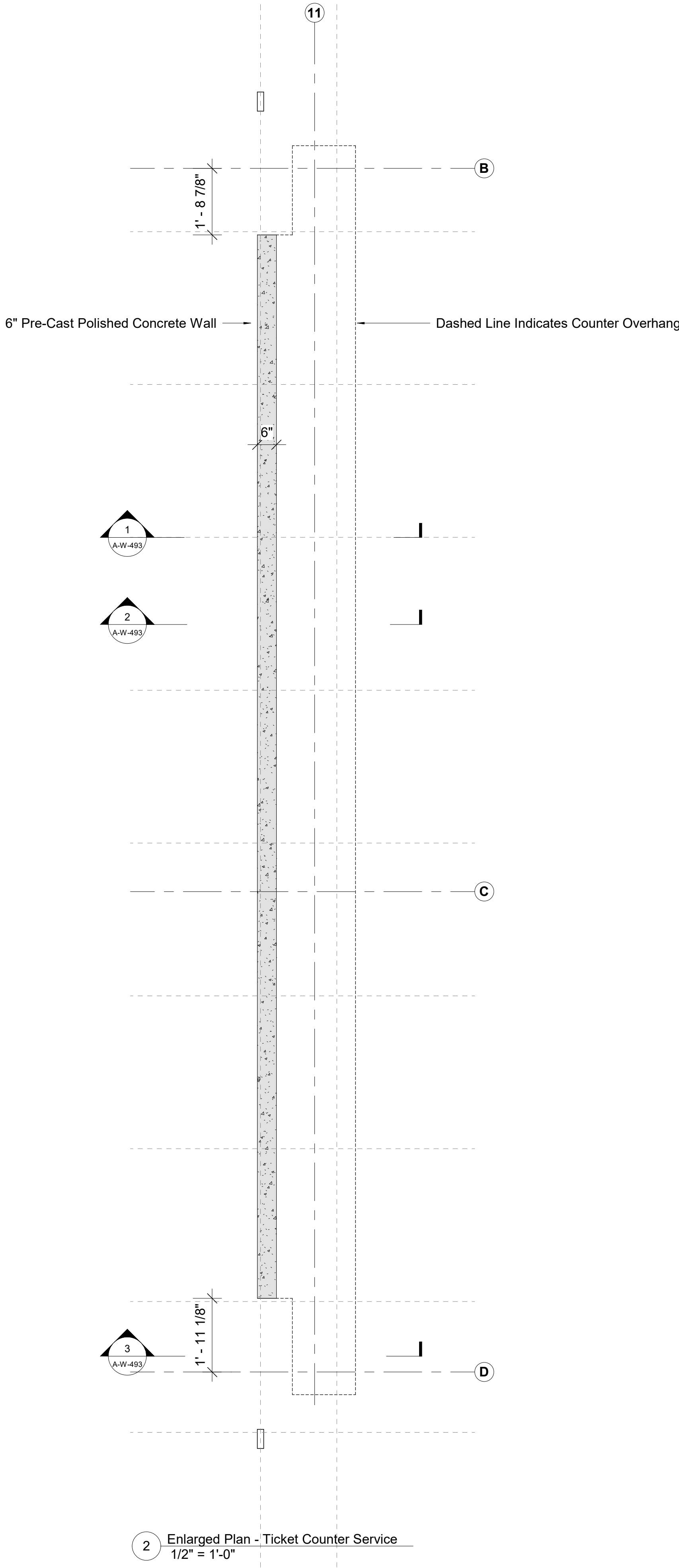
Seal

NOT FOR CONSTRUCTION
Drawing Title
Sink Axonometrics

Date	11/06/20
Scale	
Drawing Number	A-W-485
Sheet Size	ARCH D



1 Enlarged Plan - Ticket Counter
1/2" = 1'-0"



2 Enlarged Plan - Ticket Counter Service
1/2" = 1'-0"

Owner
Storm King Art Center
1 Museum Road
New Windsor, NY 12553
+1 (845) 534-3115

Design Architect
heneghan peng architects
14-16 Lord Edward Street
Dublin, D02 YC63
+353 1 633 9000

Executive Architect
WXY Architecture + Urban Design
224 Centre Street, 5th Floor
New York, NY 10013
+1 (212) 219-1953

Landscape Architect
Gustafson Porter + Bowman
1 Cobham Mews
London, MW1 9SB
+44 020 7284 8950

Reed Hilderbrand LLC
33 Whitney Avenue, 3rd Floor
New Haven, CT 06510
+1 (617) 923-2422

Structural & Lighting
ARUP
77 Water Street
New York, NY 10005
+1 (212) 896-3000

MEPF & IT
BuroHappold
100 Broadway #23
New York, NY 10005
+1 (212) 616-0228

Civil
VHB
100 Great Oaks Blvd., Suite 118
Albany, NY 12203
+1 (518) 389-3606

AV & Acoustics
LSTN Consultants
76 Beaver Street, 2nd Floor
New York, NY 10005
+1 (347) 788-0810

Facade
Front Inc.
100 E. Broadway Street, #501
New York, NY 10002
+1 (212) 242-2220

Key Plan



Description	Date
50% Construction Documents	11/06/20

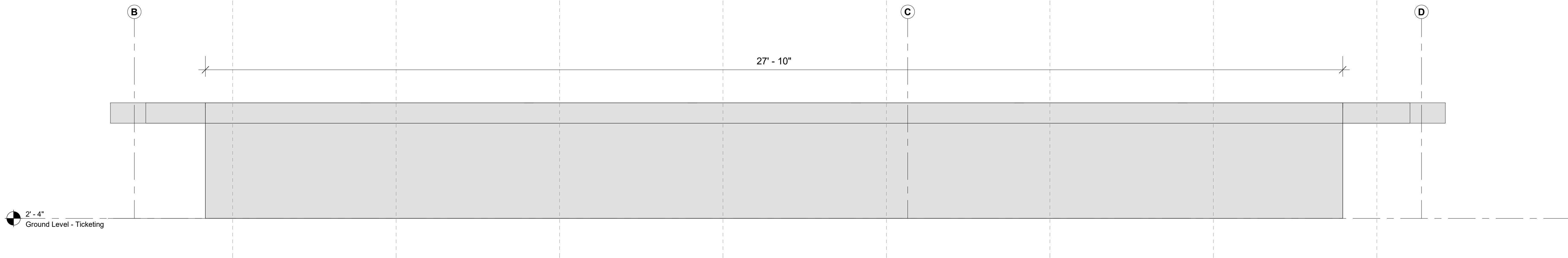
Project

Storm King Art Center Welcome Pavilions

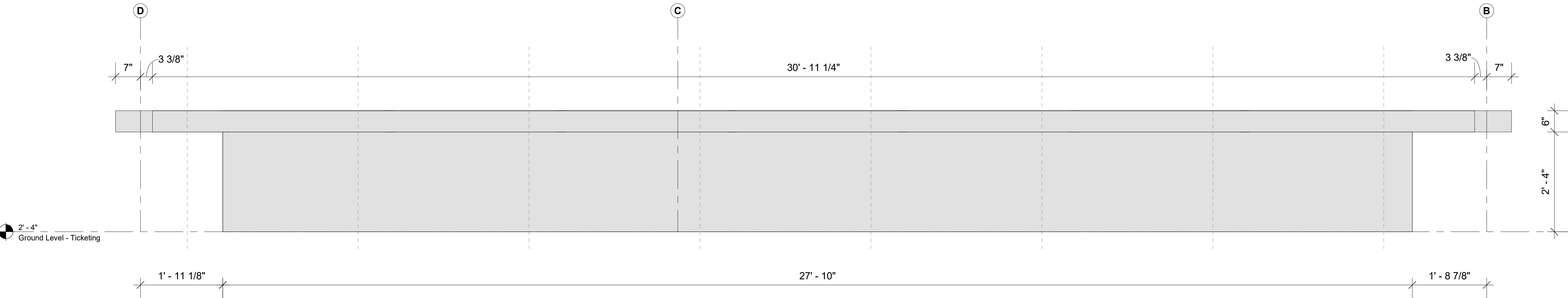
Seal

NOT FOR CONSTRUCTION
Drawing Title
Counter Plans

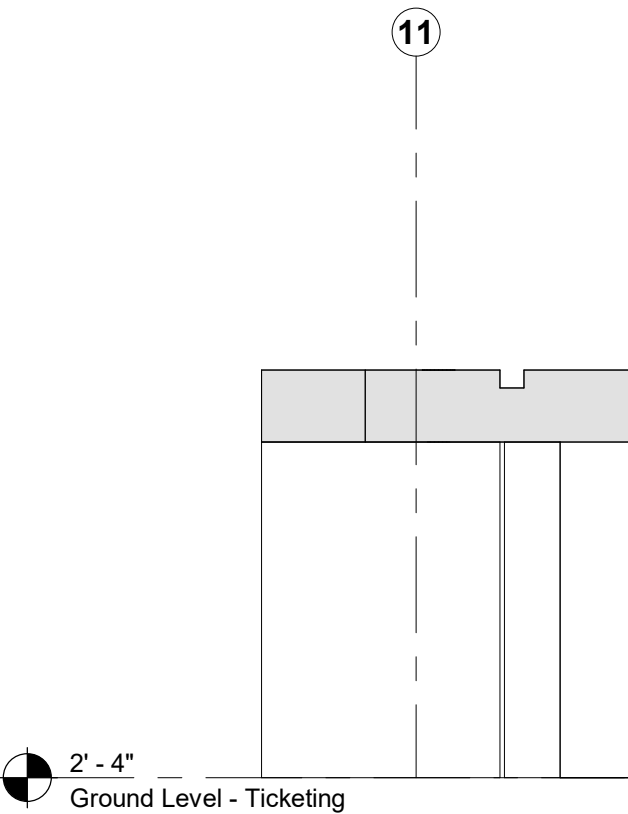
Date	11/06/20
Scale	1/2" = 1'-0"
Drawing Number	A-W-491
Sheet Size	ARCH D



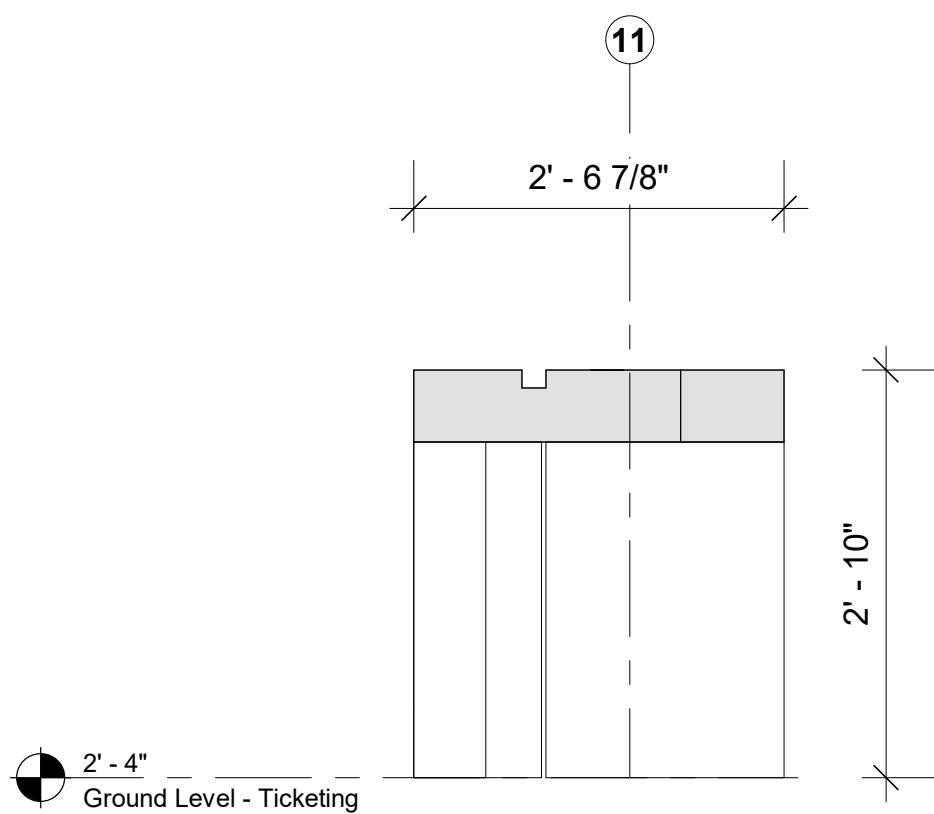
1 West Elevation - Counter
3/4" = 1'-0"



2 East Elevation - Counter
3/4" = 1'-0"



3 North Elevation - Counter
3/4" = 1'-0"



4 South Elevation - Counter
3/4" = 1'-0"

Owner
Storm King Art Center
1 Museum Road
New Windsor, NY 12553
+1 (845) 534-3115

Design Architect
heneghan peng architects
14-16 Lord Edward Street
Dublin, D02 YC63
+353 1 633 9000

Executive Architect
WXY Architecture + Urban Design
224 Centre Street, 5th Floor
New York, NY 10013
+1 (212) 219-1953

Landscape Architect
Gustafson Porter + Bowman
1 Cobham Mews
London, MW1 9SB
+44 020 7284 8950

Reed Hilderbrand LLC
33 Whitney Avenue, 3rd Floor
New Haven, CT 06510
+1 (617) 923-2422

Structural & Lighting
ARUP
77 Water Street
New York, NY 10005
+1 (212) 896-3000

MEPF & IT
BuroHappold
100 Broadway #23
New York, NY 10005
+1 (212) 616-0228

Civil
VHB
100 Great Oaks Blvd., Suite 118
Albany, NY 12203
+1 (518) 389-3606

AV & Acoustics
LSTN Consultants
76 Beaver Street, 2nd Floor
New York, NY 10005
+1 (347) 788-0810

Facade
Front Inc.
100 E. Broadway Street, #501
New York, NY 10002
+1 (212) 242-2220

Key Plan

Description	Date
50% Construction Documents	11/06/20

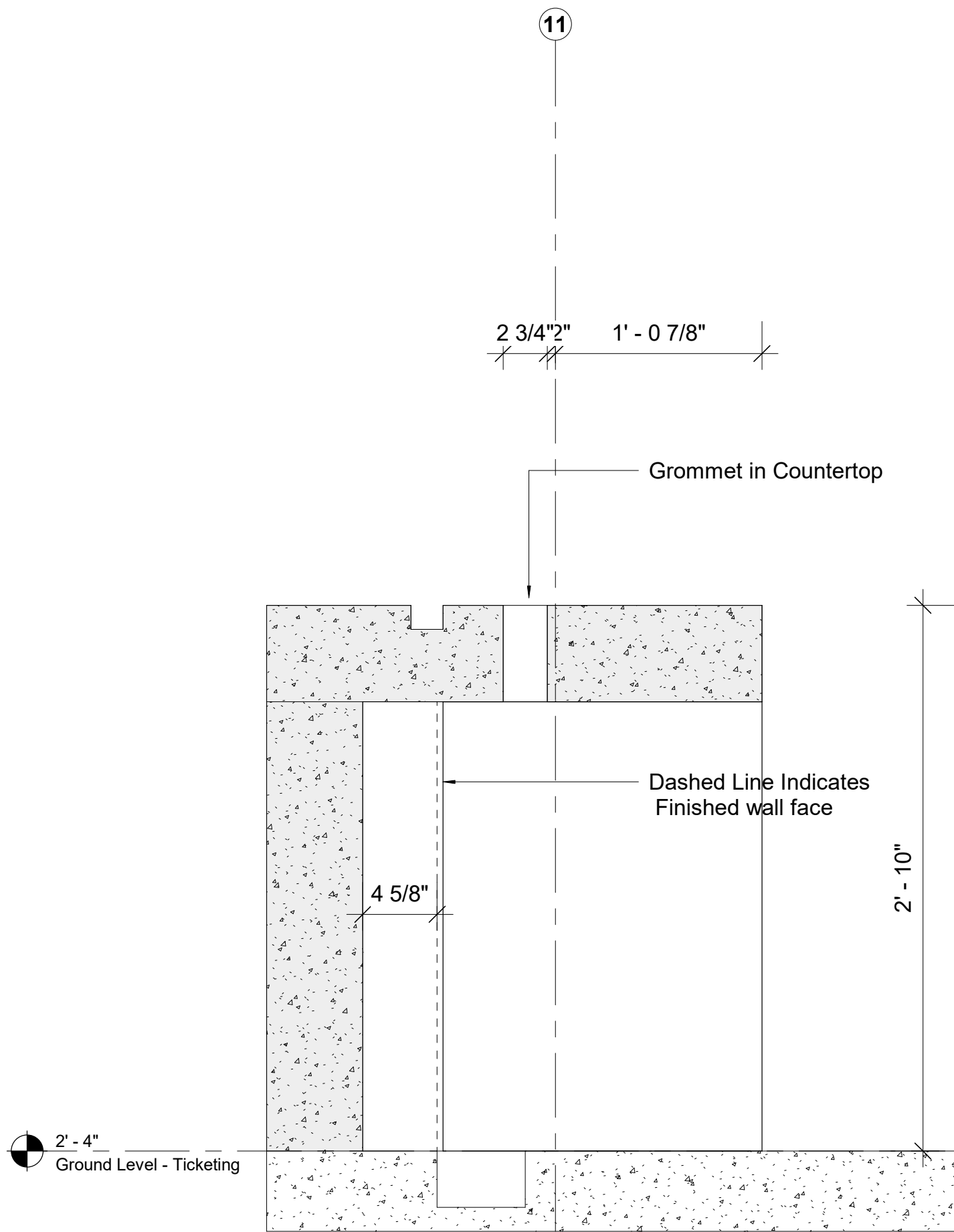
Project

Storm King Art Center Welcome Pavilions

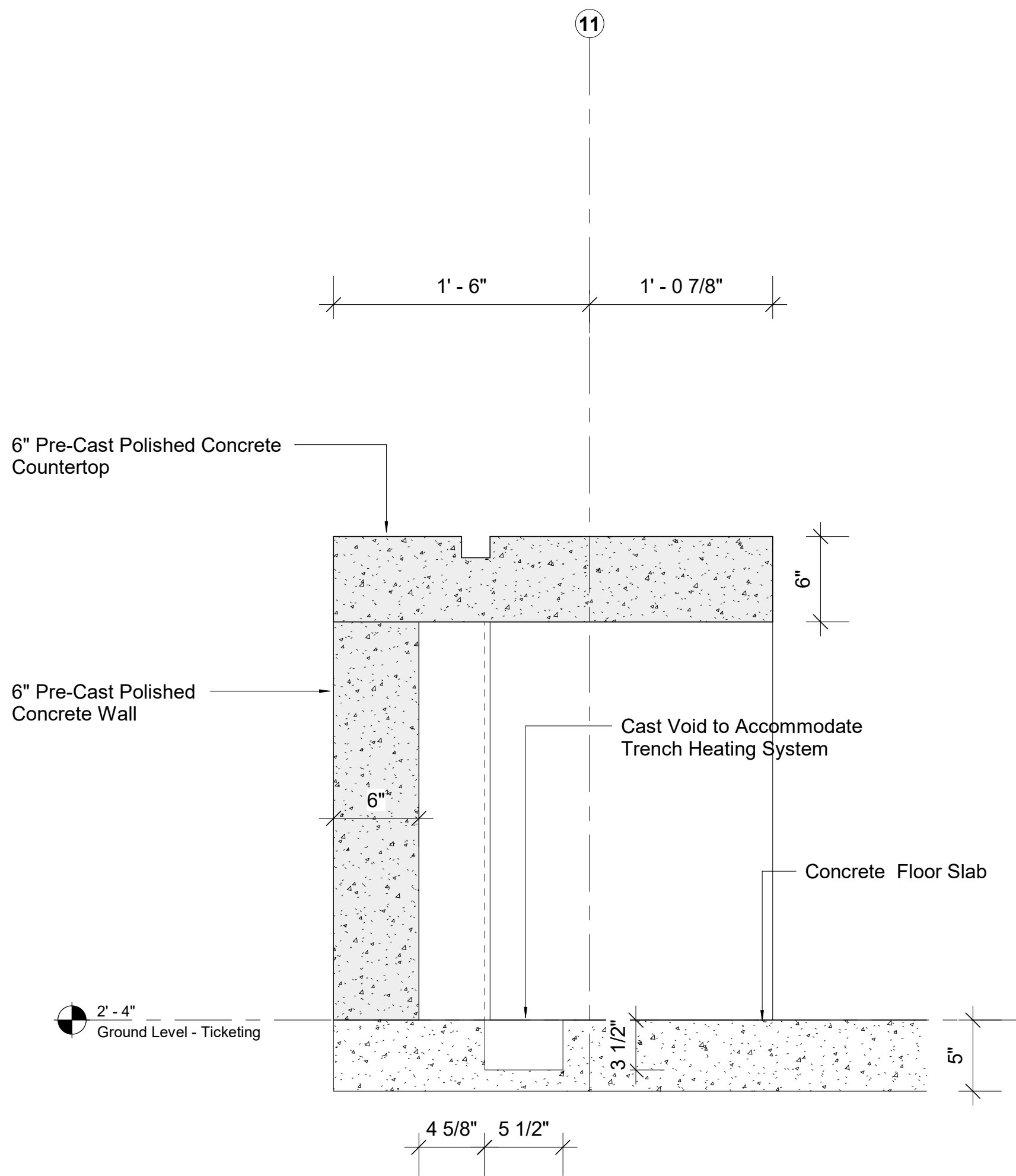
Seal

NOT FOR CONSTRUCTION
Drawing Title
Counter Elevations

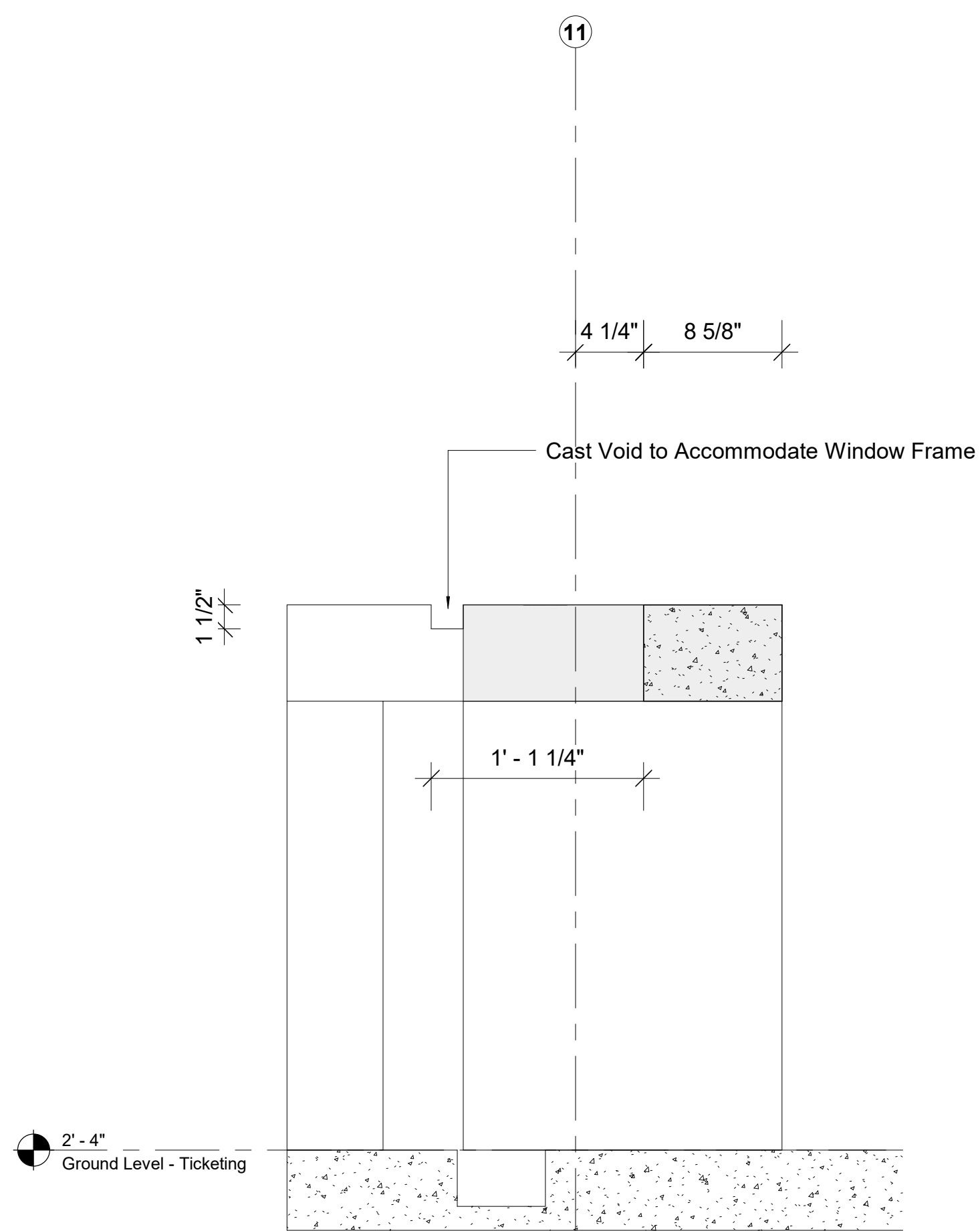
Date	11/06/20
Scale	3/4" = 1'-0"
Drawing Number	A-W-492
Sheet Size	ARCH D



1 Transverse Section A - Ticketing - Counter
1 1/2" = 1'-0"



2 Transverse Section C - Ticketing - Counter
1 1/2" = 1'-0"



3 Transverse Section B - Ticketing - Counter
1 1/2" = 1'-0"

Owner
Storm King Art Center
1 Museum Road
New Windsor, NY 12553
+1 (845) 534-3115

Design Architect
heneghan peng architects
14-16 Lord Edward Street
Dublin, D02 YC63
+353 1 633 9000

Executive Architect
WXY Architecture + Urban Design
224 Centre Street, 5th Floor
New York, NY 10013
+1 (212) 219-1953

Landscape Architect
Gustafson Porter + Bowman
1 Cobham Mews
London, MW1 9SB
+44 020 7284 8950

Reed Hilderbrand LLC
33 Whitney Avenue, 3rd Floor
New Haven, CT 06510
+1 (617) 923-2422

Structural & Lighting
ARUP
77 Water Street
New York, NY 10005
+1 (212) 896-3000

MEPF & IT
BuroHappold
100 Broadway #23
New York, NY 10005
+1 (212) 616-0228

Civil
VHB
100 Great Oaks Blvd., Suite 118
Albany, NY 12203
+1 (518) 389-3606

AV & Acoustics
LSTN Consultants
76 Beaver Street, 2nd Floor
New York, NY 10005
+1 (347) 788-0810

Facade
Front Inc.
100 E. Broadway Street, #501
New York, NY 10002
+1 (212) 242-2220

Key Plan



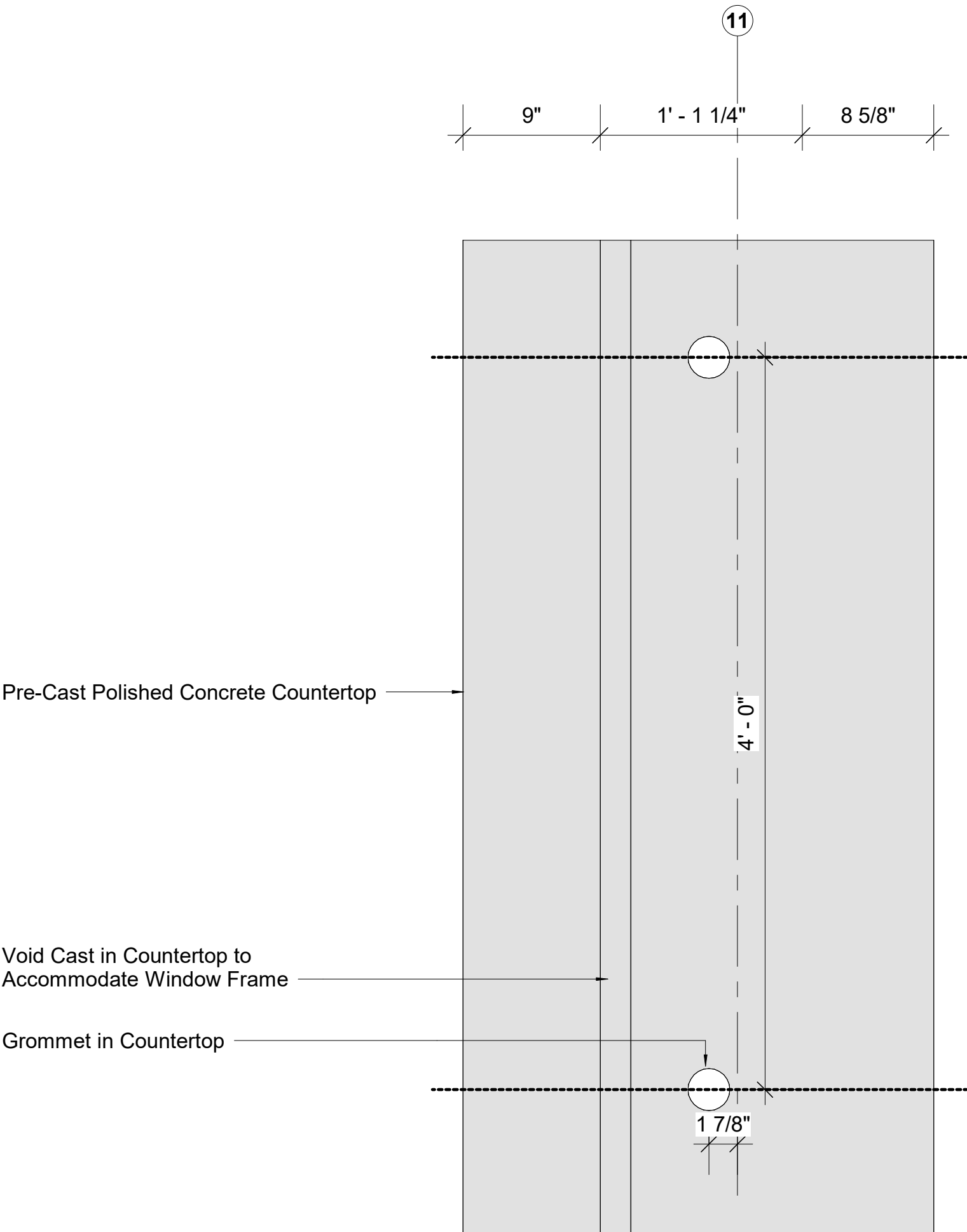
Description	Date
50% Construction Documents	11/06/20

Project
Storm King
Art Center
**Welcome
Pavilions**

Seal

NOT FOR CONSTRUCTION
Drawing Title
Counter Sections

Date	11/06/20
Scale	1 1/2" = 1'-0"
Drawing Number	A-W-493
Sheet Size	ARCH D



1 Enlarged Plan - Ticket Counter - Single
1 1/2" = 1'-0"

Owner
Storm King Art Center
1 Museum Road
New Windsor, NY 12553
+1 (845) 534-3115

Design Architect
heneghan peng architects
14-16 Lord Edward Street
Dublin, D02 YC63
+353 1 633 9000

Executive Architect
WXY Architecture + Urban Design
224 Centre Street, 5th Floor
New York, NY 10013
+1 (212) 219-1953

Landscape Architect
Gustafson Porter + Bowman
1 Cobham Mews
London, MW1 9SB
+44 020 7284 8950

Reed Hilderbrand LLC
33 Whitney Avenue, 3rd Floor
New Haven, CT 06510
+1 (617) 923-2422

Structural & Lighting
ARUP
77 Water Street
New York, NY 10005
+1 (212) 896-3000

MEPF & IT
BuroHappold
100 Broadway #23
New York, NY 10005
+1 (212) 616-0228

Civil
VHB
100 Great Oaks Blvd., Suite 118
Albany, NY 12203
+1 (518) 389-3606

AV & Acoustics
LSTN Consultants
76 Beaver Street, 2nd Floor
New York, NY 10005
+1 (347) 788-0810

Facade
Front Inc.
100 E. Broadway Street, #501
New York, NY 10002
+1 (212) 242-2220

Key Plan



Description	Date
50% Construction Documents	11/06/20

Project

Storm King Art Center Welcome Pavilions

Seal

NOT FOR CONSTRUCTION
Drawing Title
Counter Plan Details

Date	11/06/20
Scale	1 1/2" = 1'-0"
Drawing Number	A-W-494
Sheet Size	ARCH D



1 Concrete Ticket Conter Axonometric 01

2 Concrete Ticket Conter Axonometric 02

Owner
Storm King Art Center
1 Museum Road
New Windsor, NY 12553
+1 (845) 534-3115

Design Architect
heneghan peng architects
14-16 Lord Edward Street
Dublin, D02 YC63
+353 1 633 9000

Executive Architect
WXY Architecture + Urban Design
224 Centre Street, 5th Floor
New York, NY 10013
+1 (212) 219-1953

Landscape Architect
Gustafson Porter + Bowman
1 Cobham Mews
London, MW1 9SB
+44 020 7284 8950

Reed Hilderbrand LLC
33 Whitney Avenue, 3rd Floor
New Haven, CT 06510
+1 (617) 923-2422

Structural & Lighting
ARUP
77 Water Street
New York, NY 10005
+1 (212) 896-3000

MEPF & IT
BuroHappold
100 Broadway #23
New York, NY 10005
+1 (212) 616-0228

Civil
VHB
100 Great Oaks Blvd., Suite 118
Albany, NY 12203
+1 (518) 389-3606

AV & Acoustics
LSTN Consultants
76 Beaver Street, 2nd Floor
New York, NY 10005
+1 (347) 788-0810

Facade
Front Inc.
100 E. Broadway Street, #501
New York, NY 10002
+1 (212) 242-2220

Key Plan



Description	Date
50% Construction Documents	11/06/20

Project

Storm King
Art Center

Welcome
Pavilions

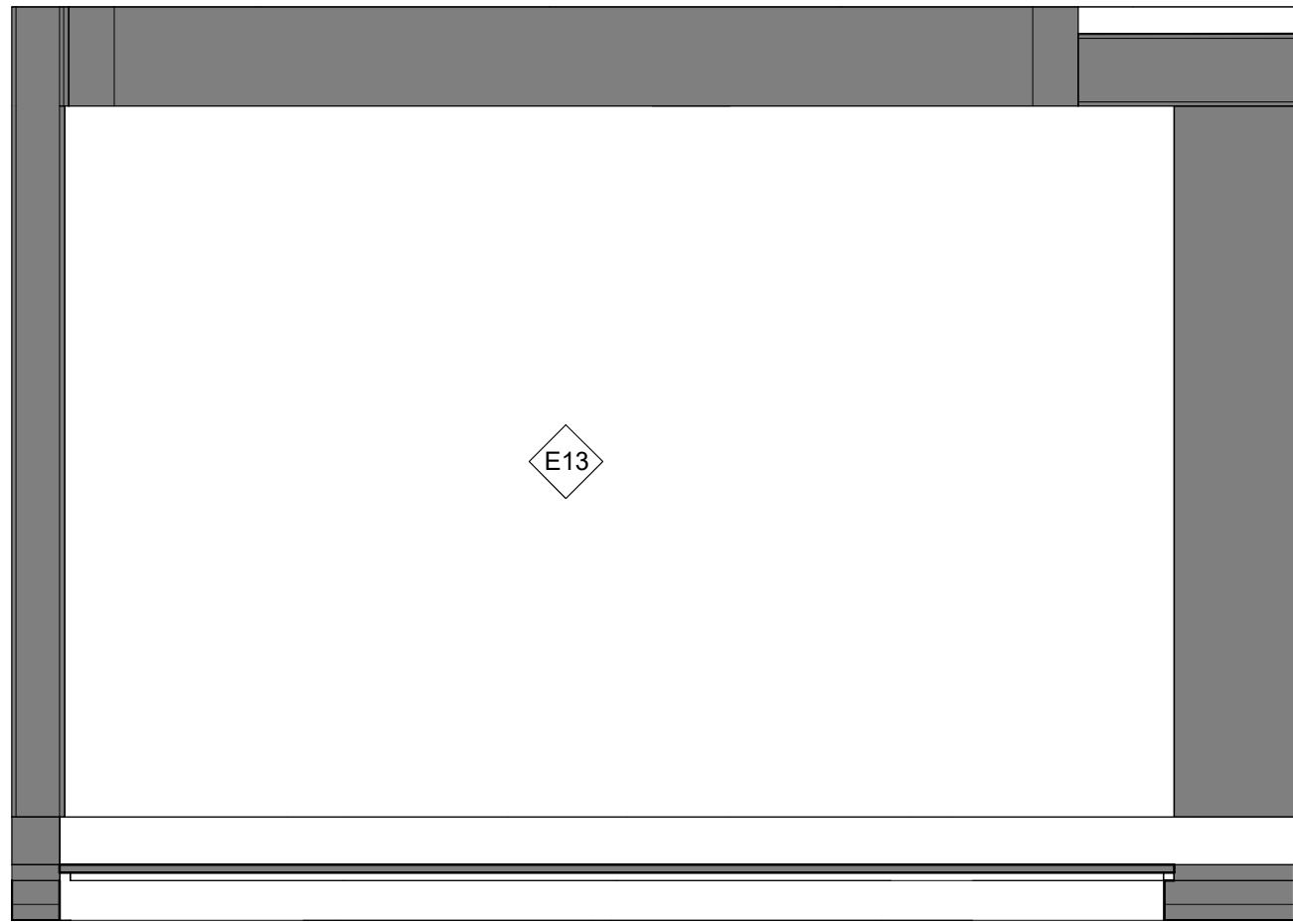
Seal

NOT FOR CONSTRUCTION

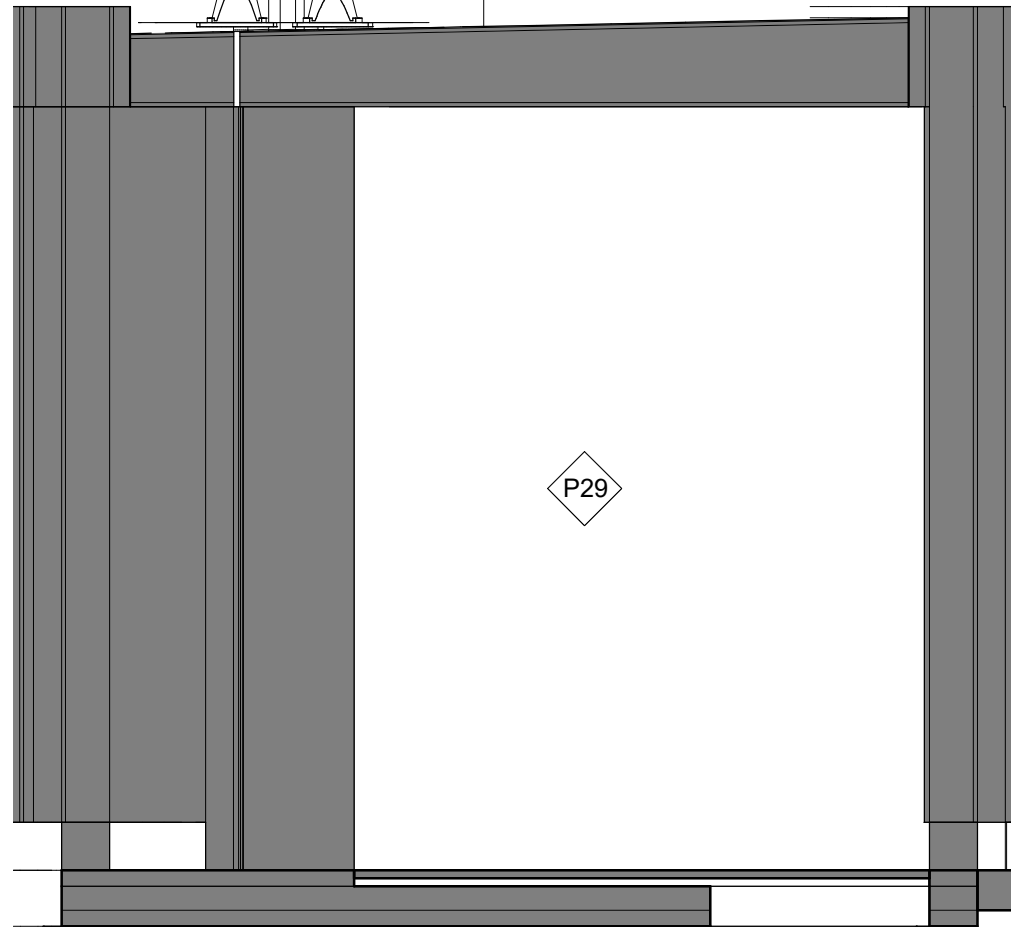
Drawing Title

Counter
Axonometrics

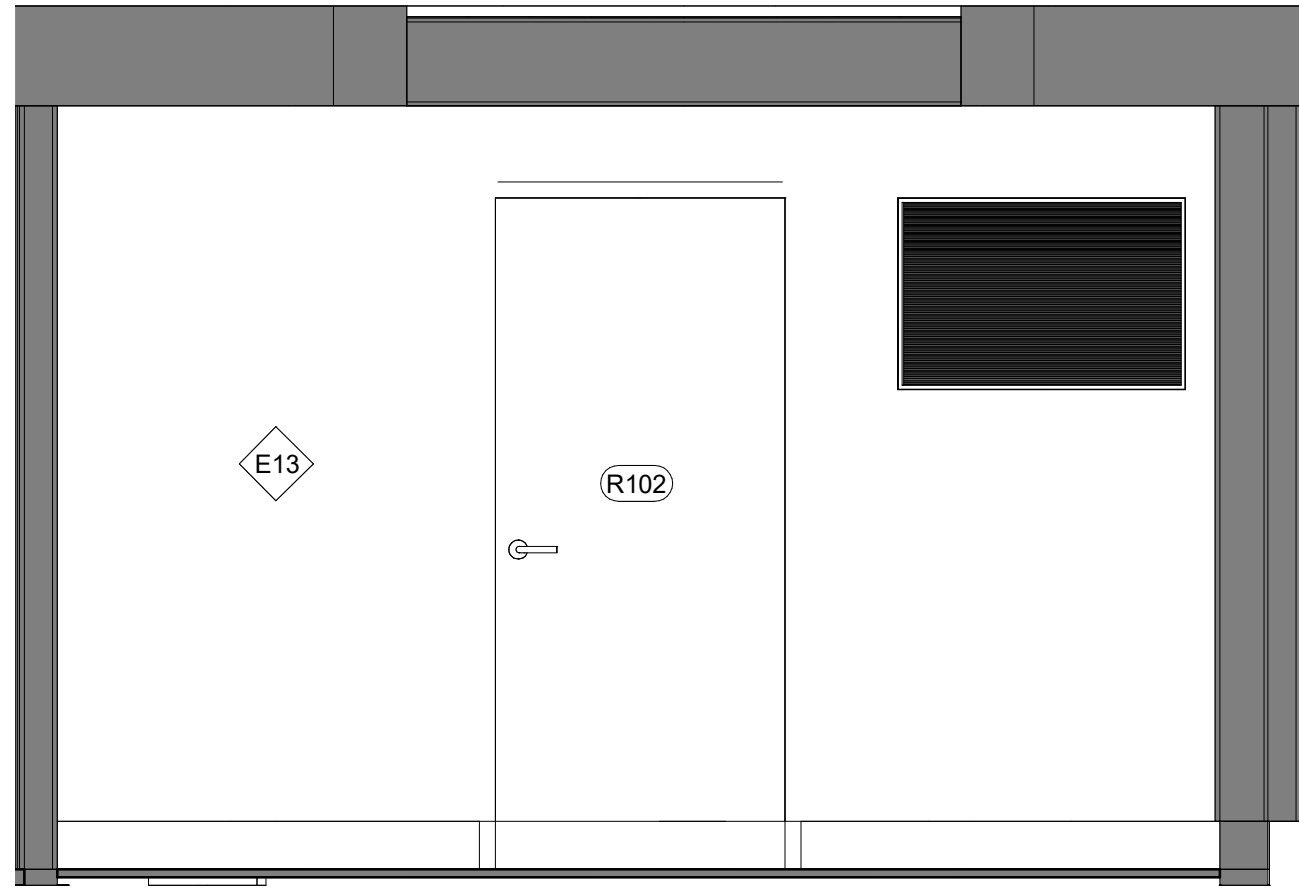
Date	11/06/20
Scale	
Drawing Number	A-W-495
Sheet Size	ARCH D



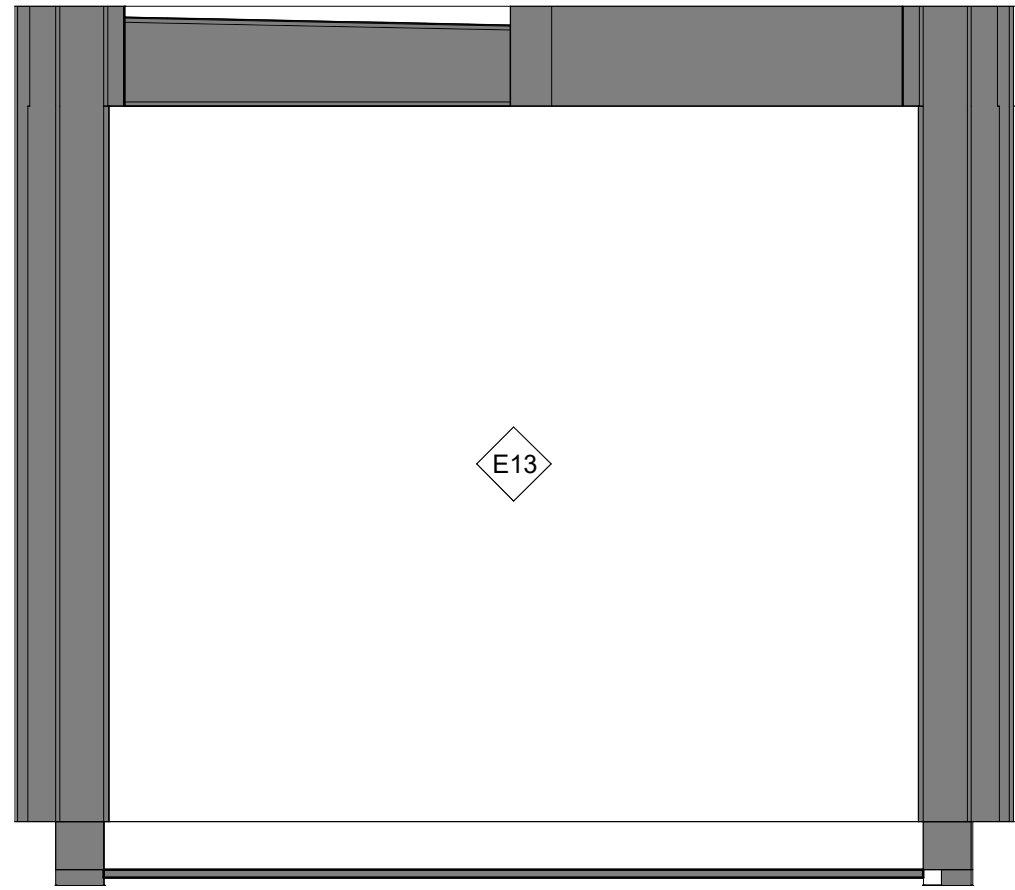
1 North Elevation - Restroom Mechanical
1/2" = 1'-0"



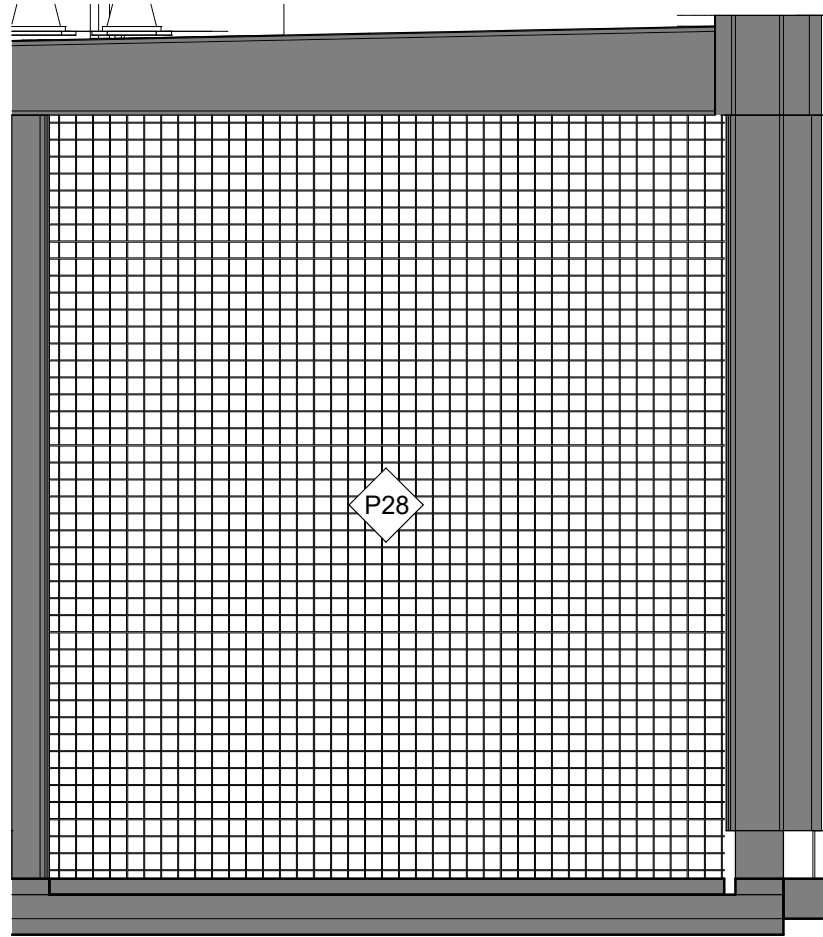
2 East Elevation - Restroom Mechanical
1/2" = 1'-0"



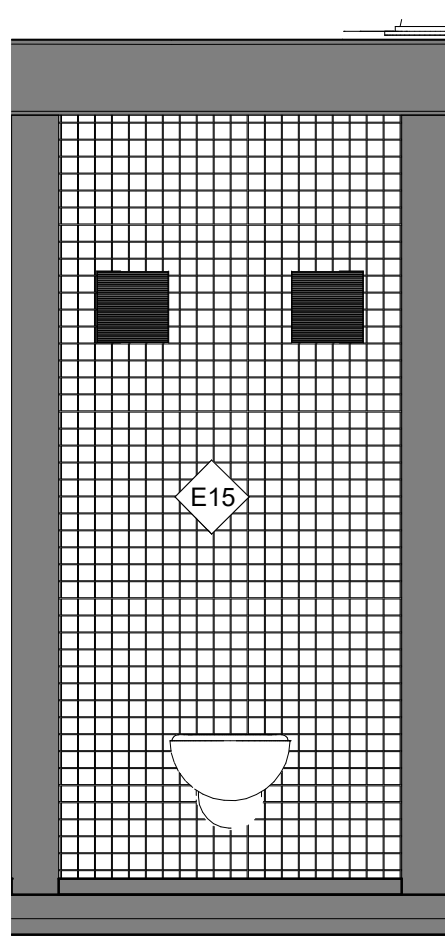
3 South Elevation - Restroom mechanical
1/2" = 1'-0"



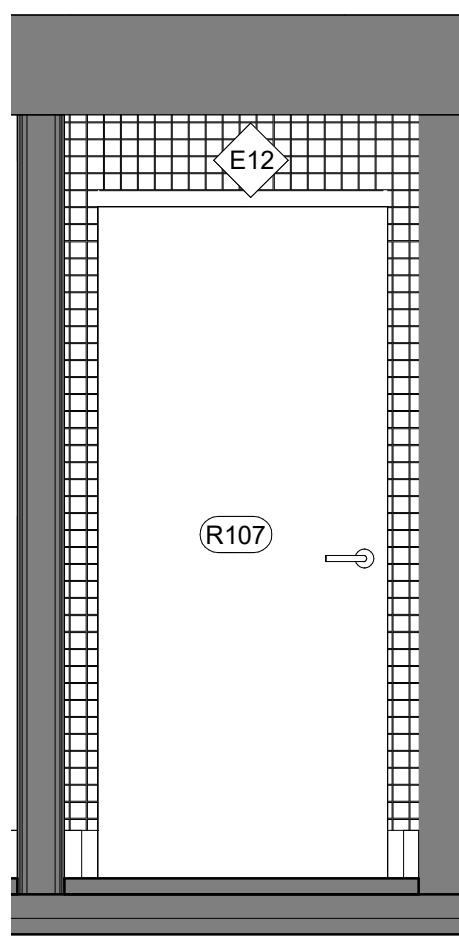
4 West Elevation - Restroom Mechanical
1/2" = 1'-0"



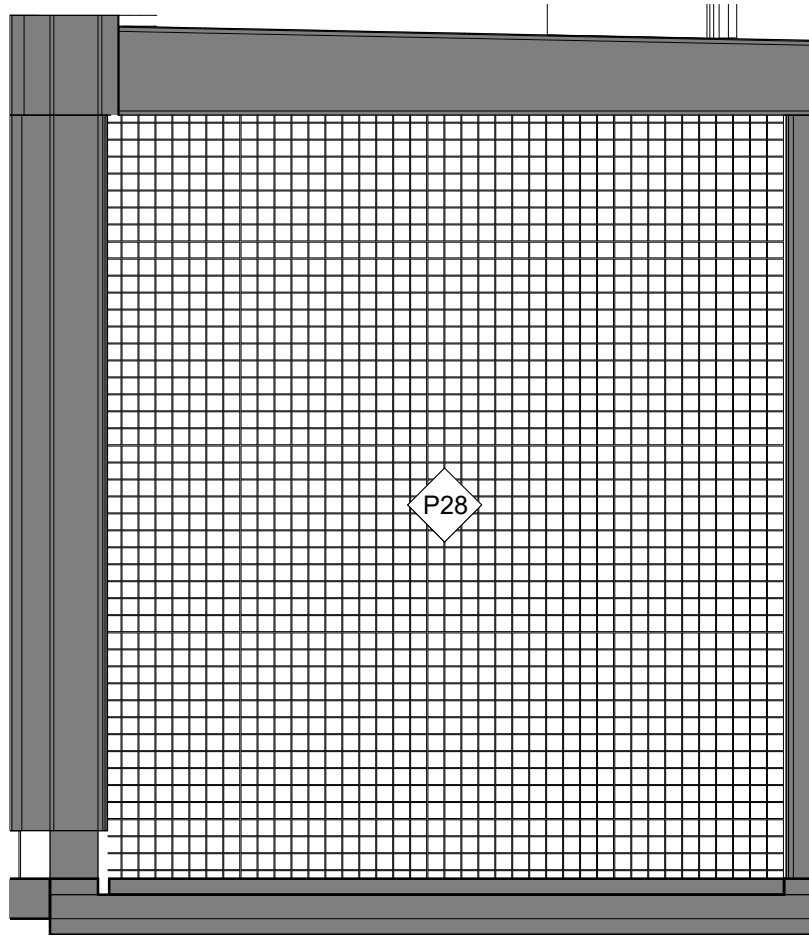
7 East Elevation - Restroom Standard
1/2" = 1'-0"




8 North Elevation - Restroom Standard
1/2" = 1'-0"



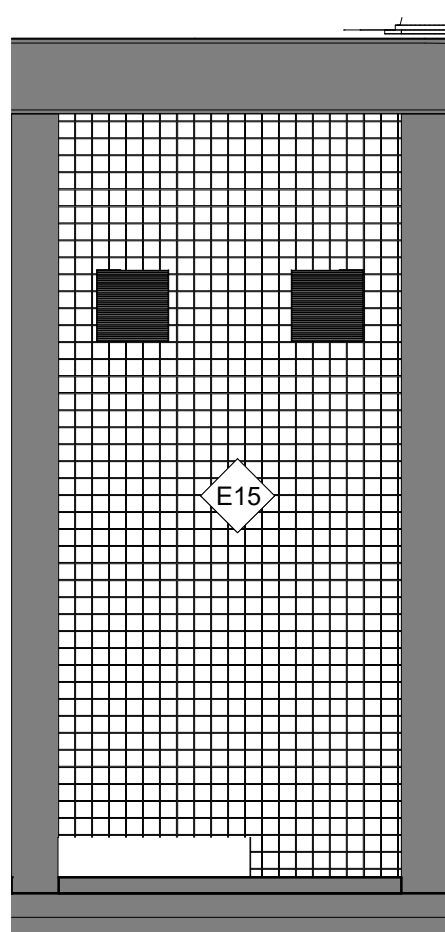
9 South Elevation - Restroom Standard
1/2" = 1'-0"



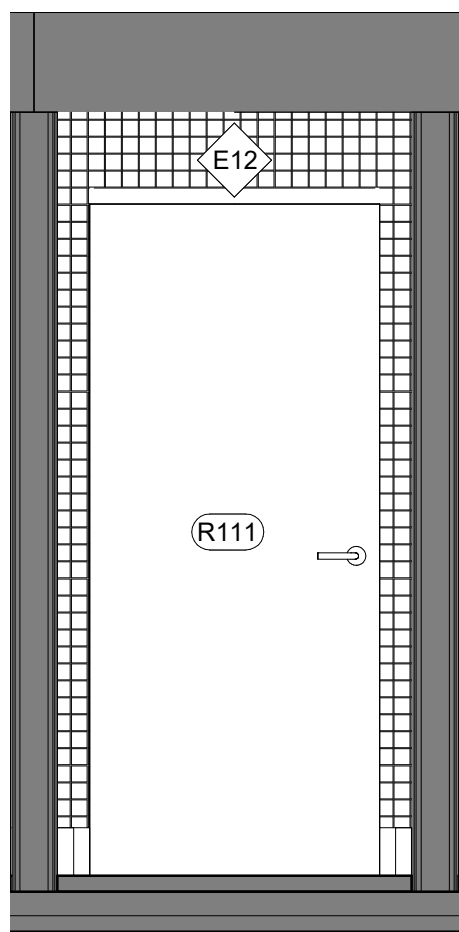
10 West Elevation - Restroom Standard
1/2" = 1'-0"



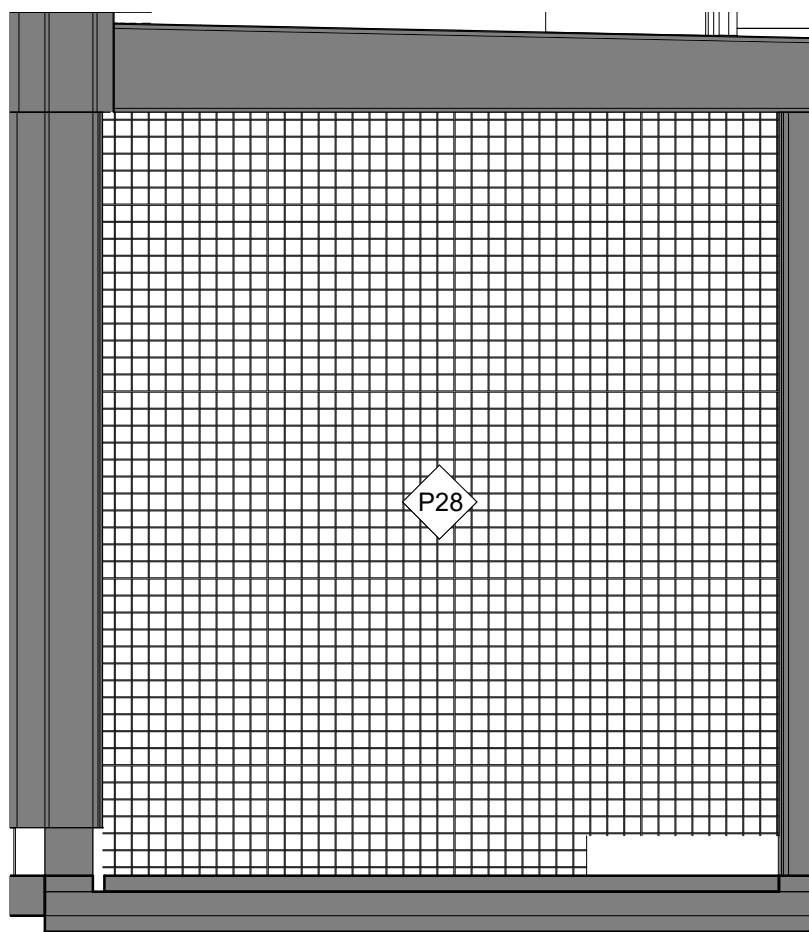
11 East Elevation - Restroom Custodial Closet
1/2" = 1'-0"



12 North Elevation - Restroom Custodian Closet
1/2" = 1'-0"



13 South Elevation - Restroom Custodial Closet
1/2" = 1'-0"



14 West Elevation - Restroom Custodial Closet
1/2" = 1'-0"

Owner
Storm King Art Center
1 Museum Road
New Windsor, NY 12553
+1 (845) 534-3115

Design Architect
heneghan peng architects
14-16 Lord Edward Street
Dublin, D02 YC63
+353 1 633 9000

Executive Architect
WXY Architecture + Urban Design
224 Centre Street, 5th Floor
New York, NY 10013
+1 (212) 219-1953

Landscape Architect
Gustafson Porter + Bowman
1 Cobham Mews
London, MW1 9SB
+44 020 7284 8950

Reed Hilderbrand LLC
33 Whitney Avenue, 3rd Floor
New Haven, CT 06510
+1 (617) 923-2422

Structural & Lighting
ARUP
77 Water Street
New York, NY 10005
+1 (212) 896-3000

MEPF & IT
BuroHappold
100 Broadway #23
New York, NY 10005
+1 (212) 616-0228

Civil
VHB
100 Great Oaks Blvd., Suite 118
Albany, NY 12203
+1 (518) 389-3606

AV & Acoustics
LSTN Consultants
76 Beaver Street, 2nd Floor
New York, NY 10005
+1 (347) 788-0810

Facade
Front Inc.
100 E. Broadway Street, #501
New York, NY 10002
+1 (212) 242-2220

Key Plan



Description	Date
50% Construction Documents	11/06/20

Project

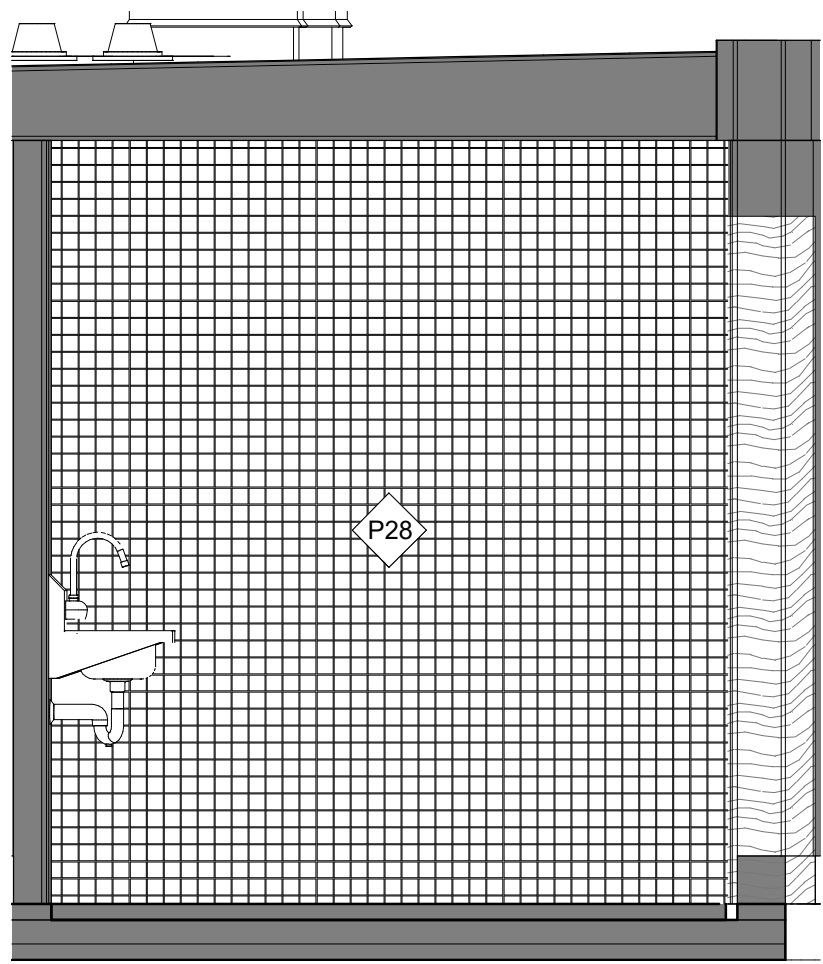
Storm King Art Center Welcome Pavilions

Seal

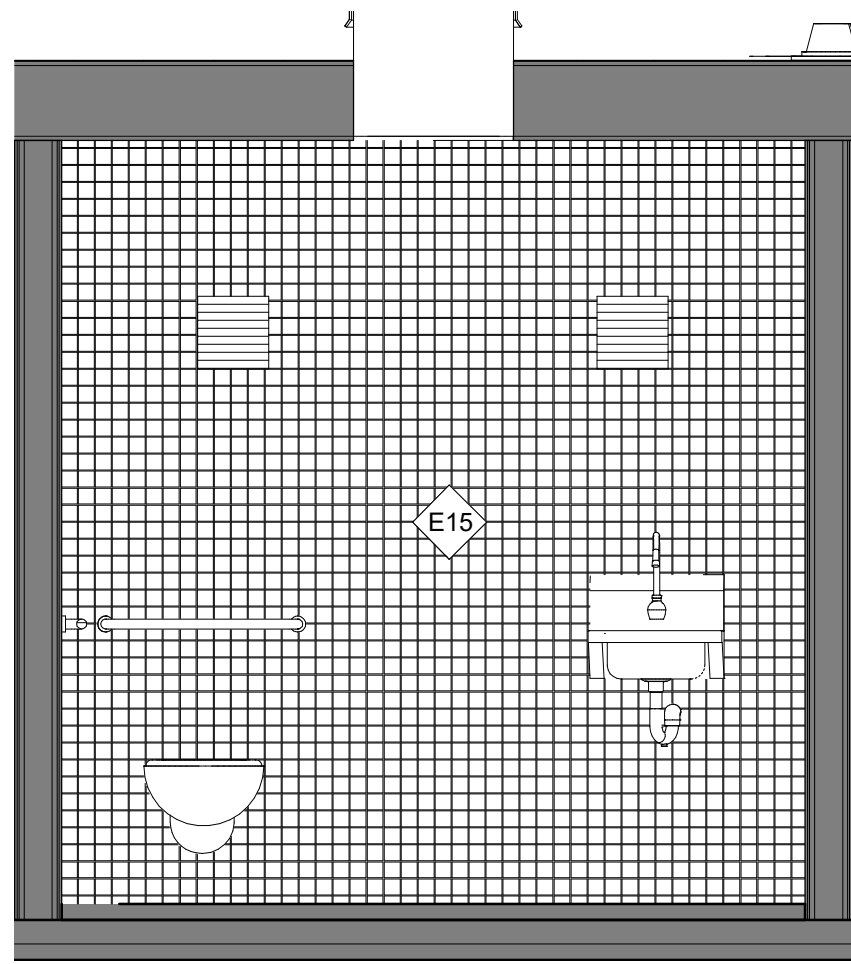
NOT FOR CONSTRUCTION

Drawing Title
Restroom - Room
Plan & Internal
Elevations - 102 &
107 & 111

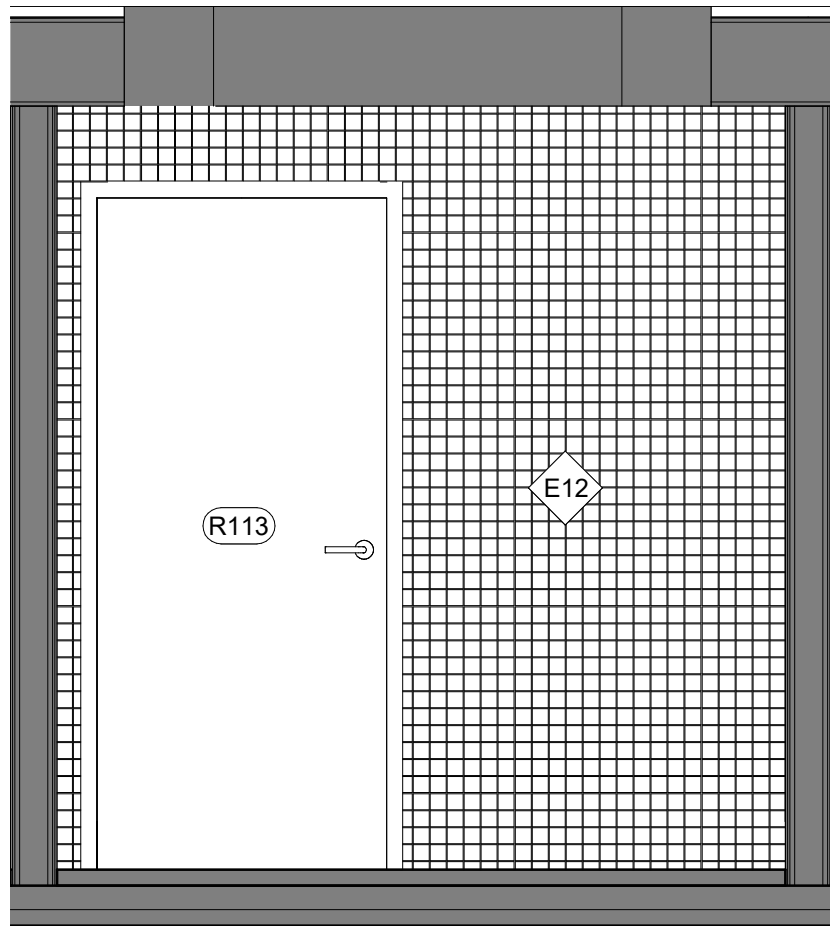
Date	11/06/20
Scale	1/2" = 1'-0"
Drawing Number	A-W-603
Sheet Size	ARCH D



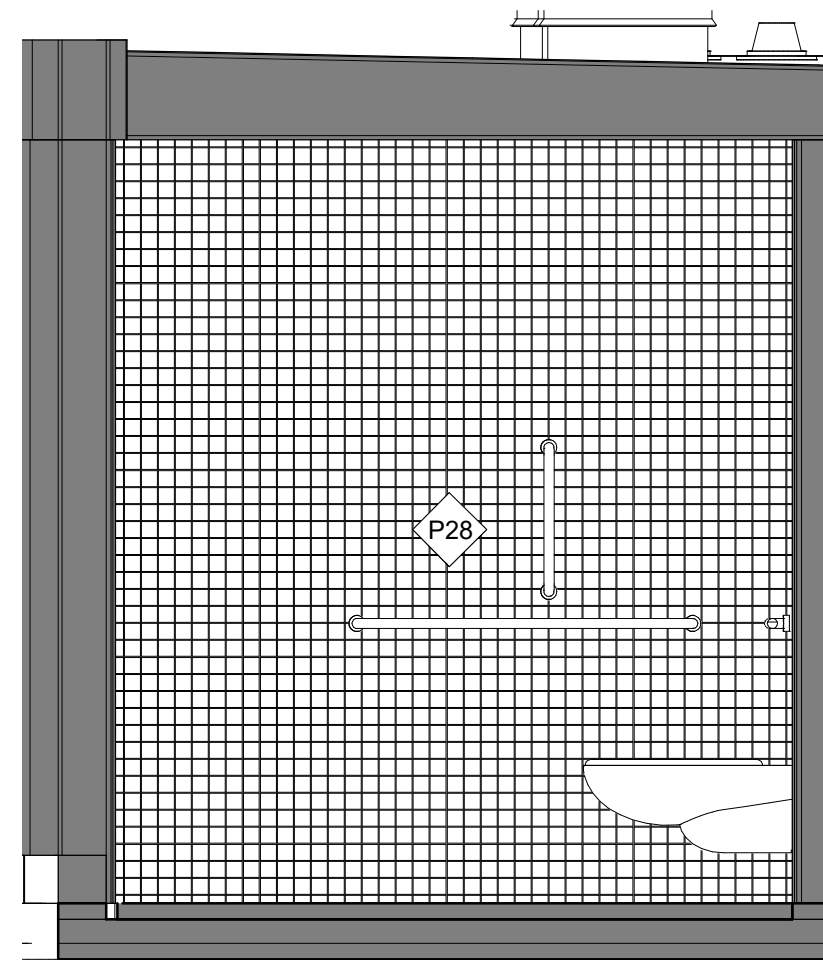
2 East Elevation - Restroom ADA & Family
1/2" = 1'-0"



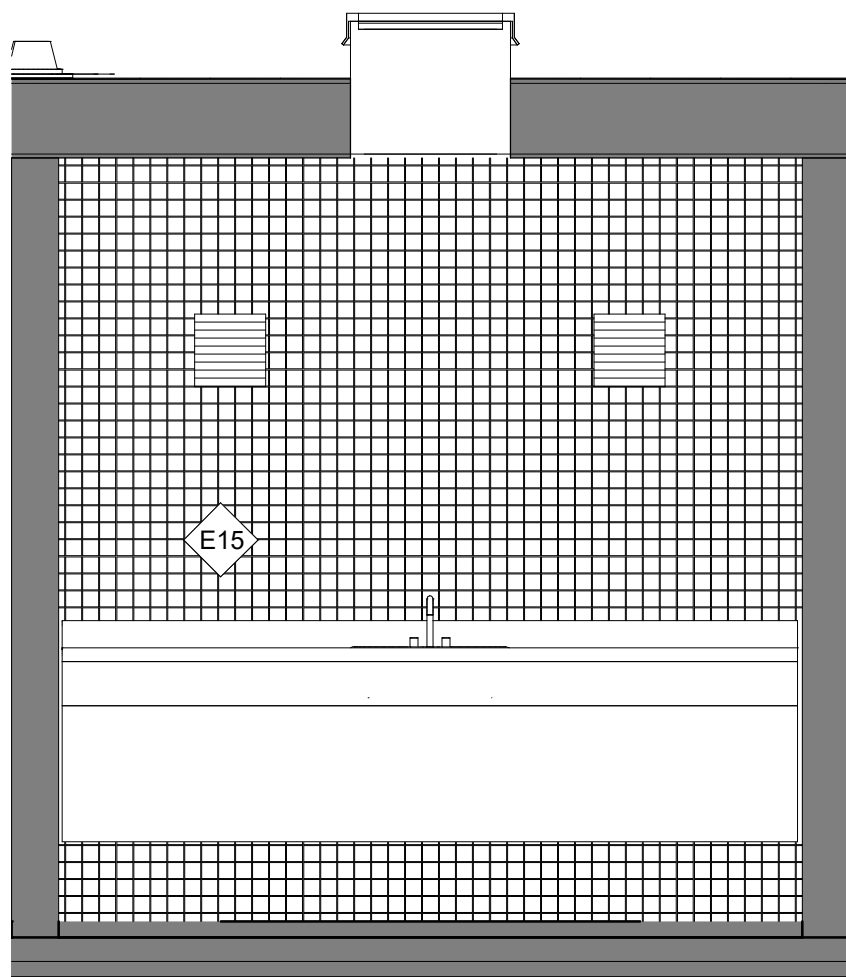
3 North Elevation - Restroom ADA & Family
1/2" = 1'-0"



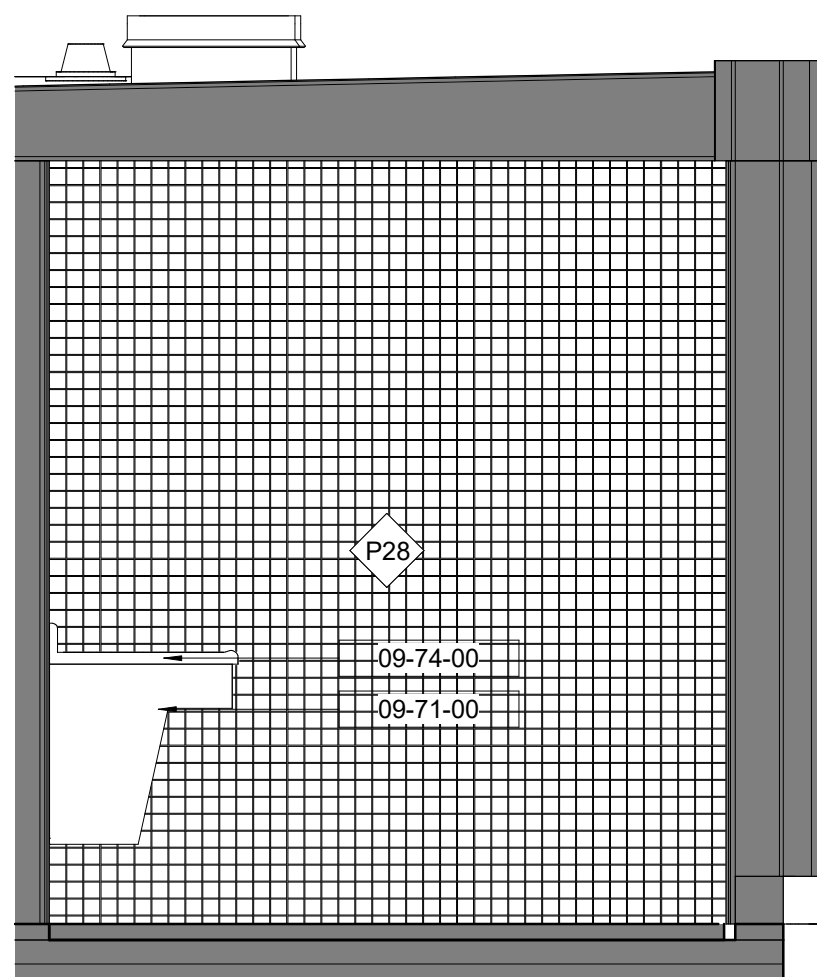
4 South Elevation - Restroom ADA & Family
1/2" = 1'-0"



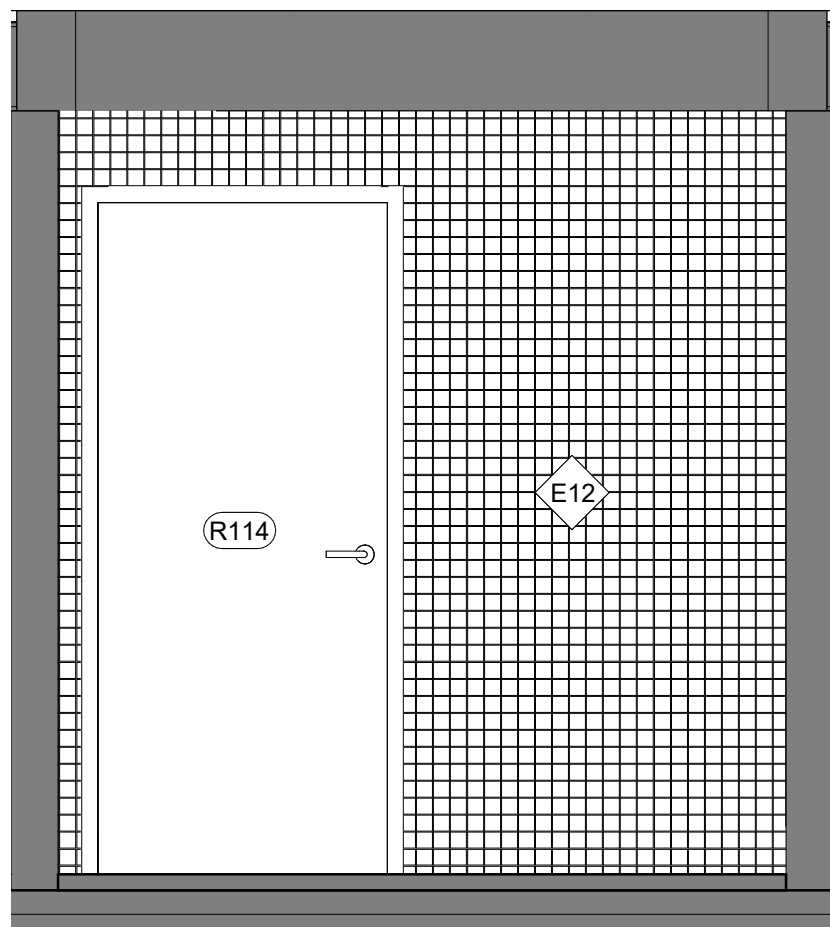
5 West Elevation - Restroom ADA & Family
1/2" = 1'-0"



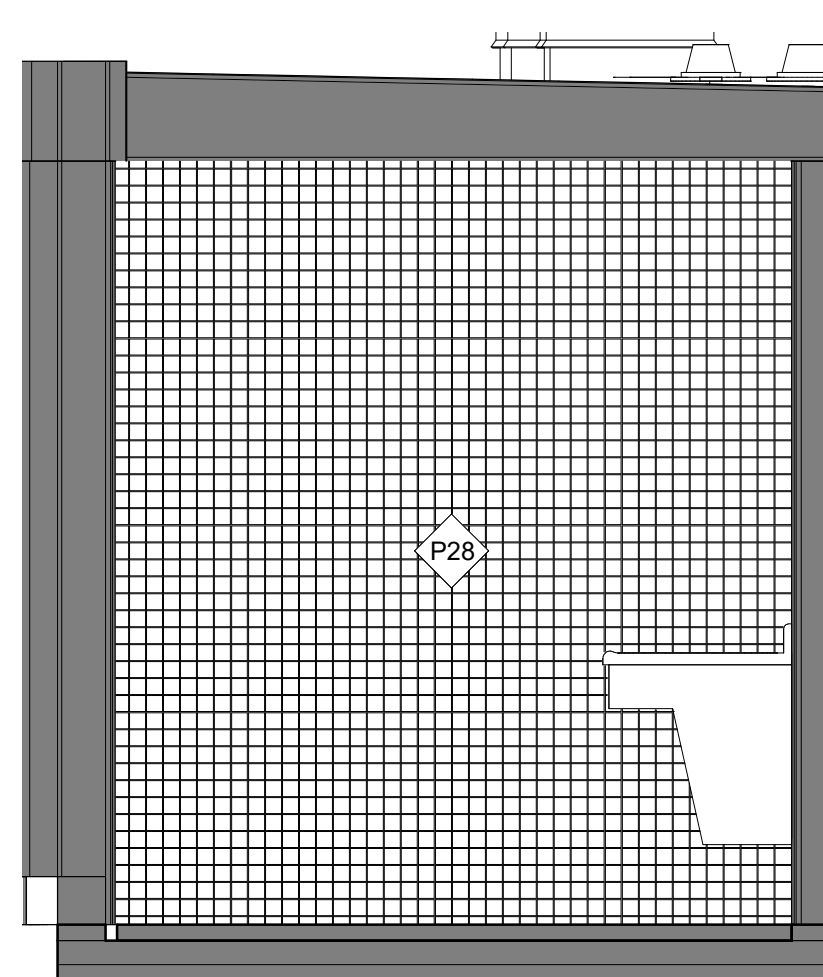
6 North Elevation - Restroom Nursing
1/2" = 1'-0"



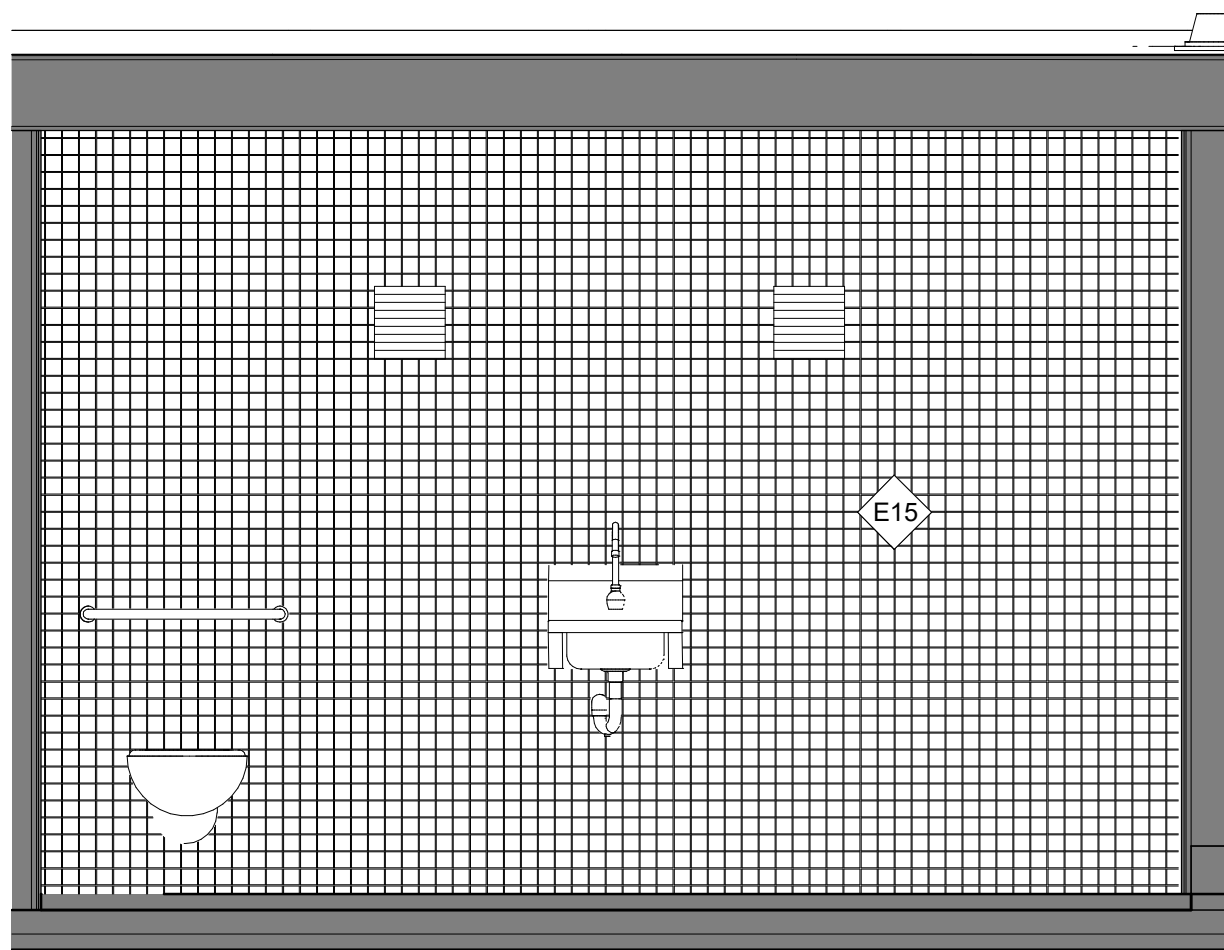
7 East Elevation - Restroom Nursing
1/2" = 1'-0"




8 South Elevation - Restroom Nursing
1/2" = 1'-0"



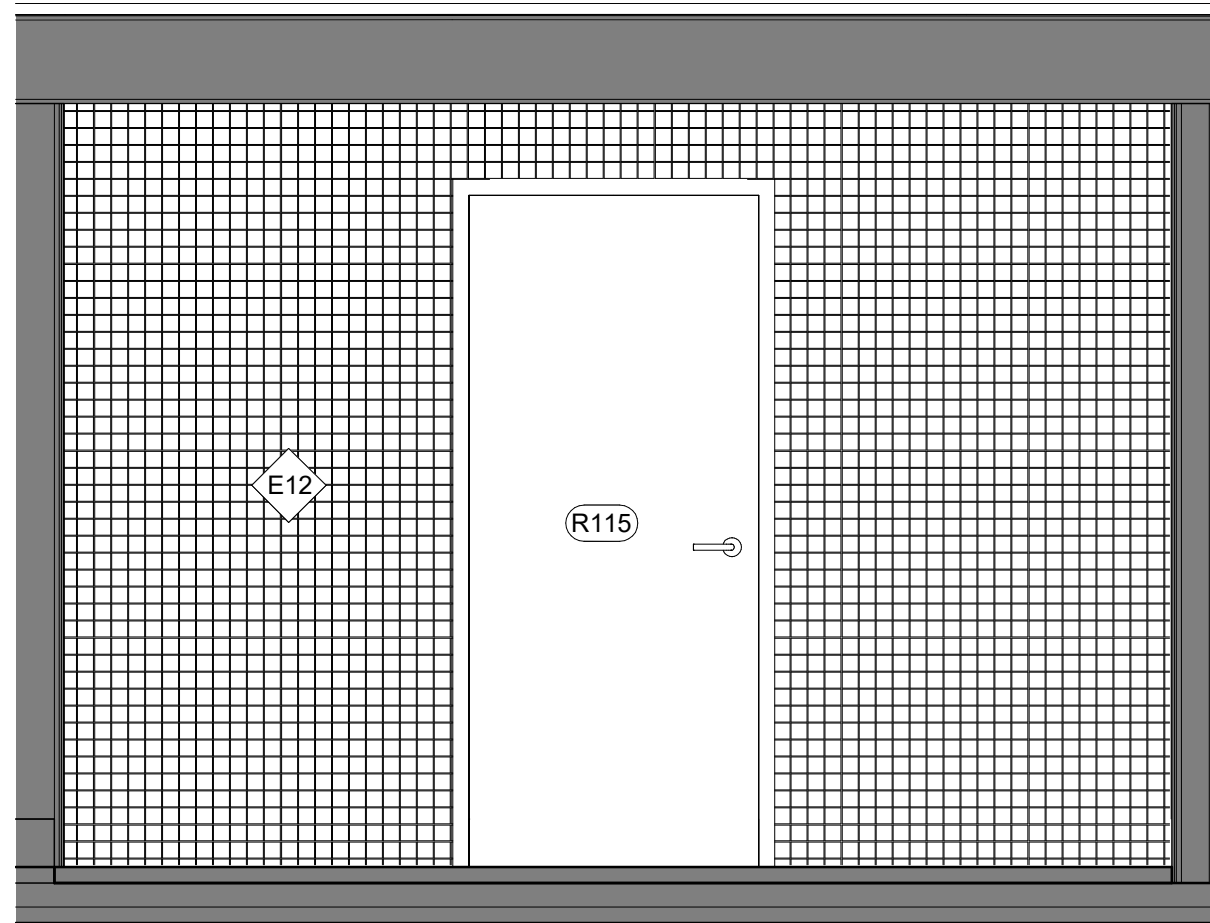
9 West Elevation - Restroom Nursing
1/2" = 1'-0"




12 North Elevation - Restroom Sick Room
1/2" = 1'-0"



13 East Elevation - Restroom Sick Room
1/2" = 1'-0"



14 South Elevation - Restroom Sick Room
1/2" = 1'-0"



15 West Elevation - Restroom Sick Room
1/2" = 1'-0"

Keynote Legend	
Key Value	Keynote Text
09-71-00	Custom White Oak Veneer Ply
09-74-00	Solid Surface

Owner Storm King Art Center 1 Museum Road New Windsor, NY 12553 +1 (845) 534-3115
Design Architect heneghan peng architects 14-16 Lord Edward Street Dublin, D02 YC63 +353 1 633 9000
Executive Architect WXY Architecture + Urban Design 224 Centre Street, 5th Floor New York, NY 10013 +1 (212) 219-1953
Landscape Architect Gustafson Porter + Bowman 1 Cobham Mews London, MW1 9SB +44 020 7284 8950
Reed Hilderbrand LLC 33 Whitney Avenue, 3rd Floor New Haven, CT 06510 +1 (617) 923-2422
Structural & Lighting ARUP 77 Water Street New York, NY 10005 +1 (212) 896-3000
MEPF & IT BuroHappold 100 Broadway #23 New York, NY 10005 +1 (212) 616-0228
Civil VHB 100 Great Oaks Blvd., Suite 118 Albany, NY 12203 +1 (518) 389-3606
AV & Acoustics LSTN Consultants 76 Beaver Street, 2nd Floor New York, NY 10005 +1 (347) 788-0810
Facade Front Inc. 100 E. Broadway Street, #501 New York, NY 10002 +1 (212) 242-2220
Key Plan



Description	Date
50% Construction Documents	11/06/20

Project

Storm King Art Center Welcome Pavilions

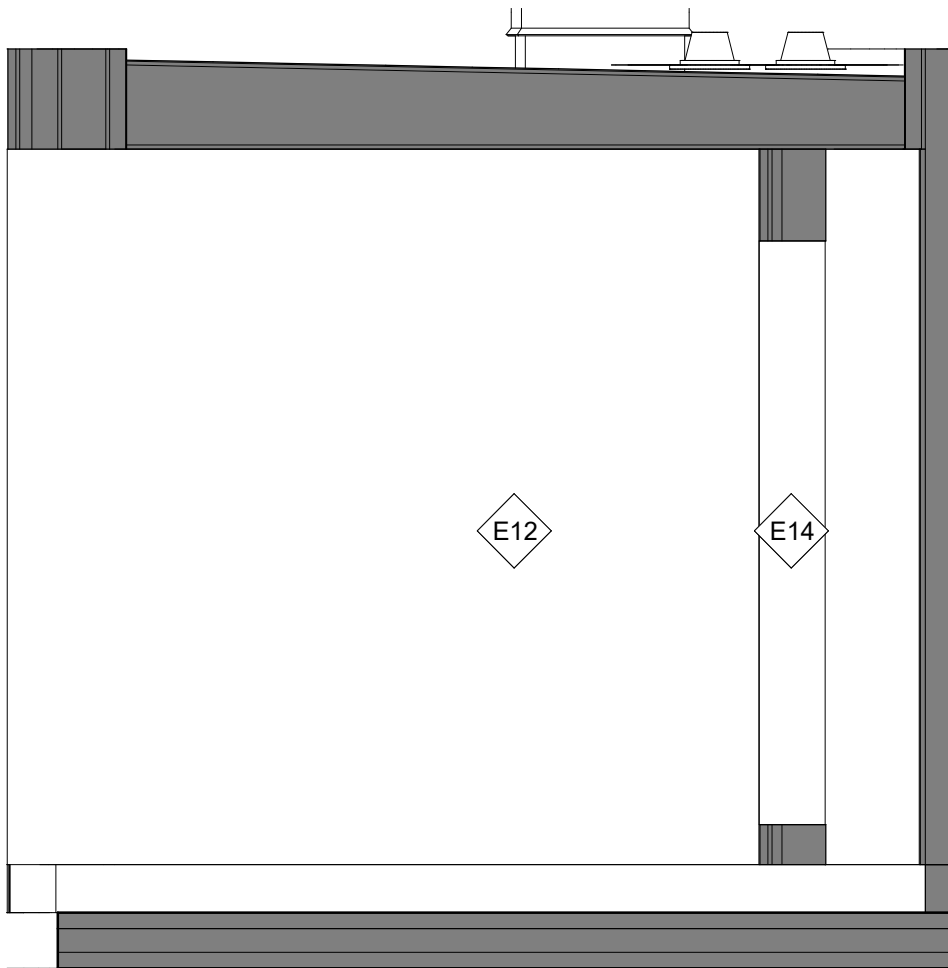
Seal

NOT FOR CONSTRUCTION

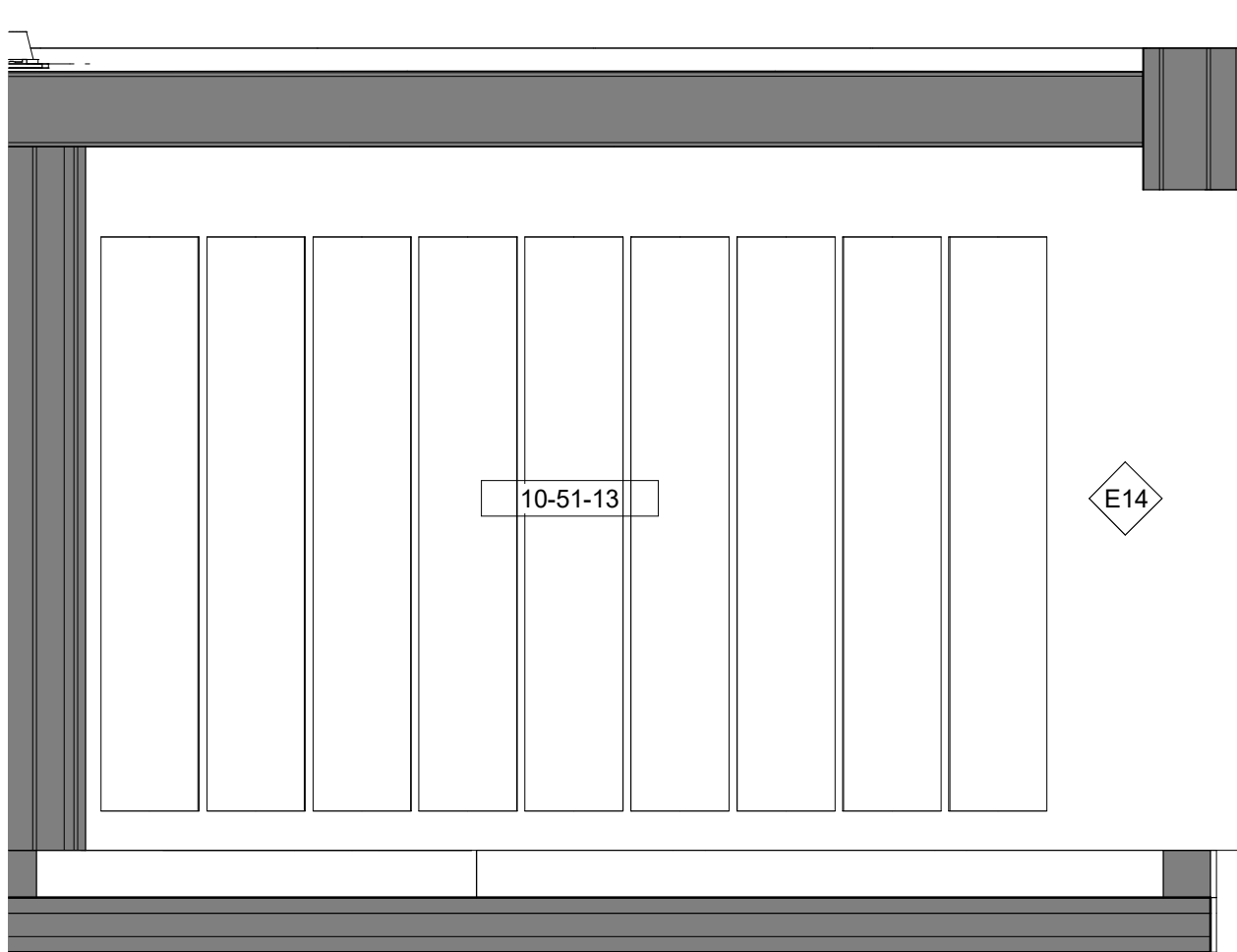
Drawing Title

Restroom - Room Plan & Internal Elevations - 113 & 114 & 115

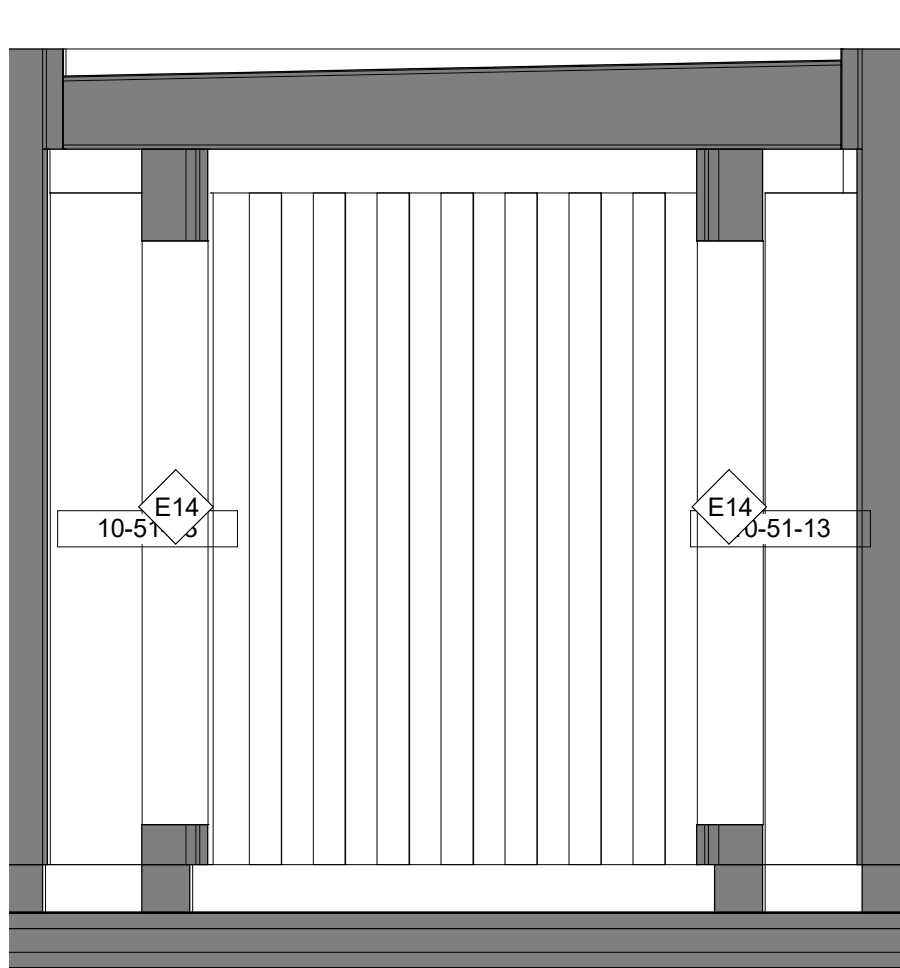
Date	11/06/20
Scale	1/2" = 1'-0"
Drawing Number	A-W-604
Sheet Size	ARCH D



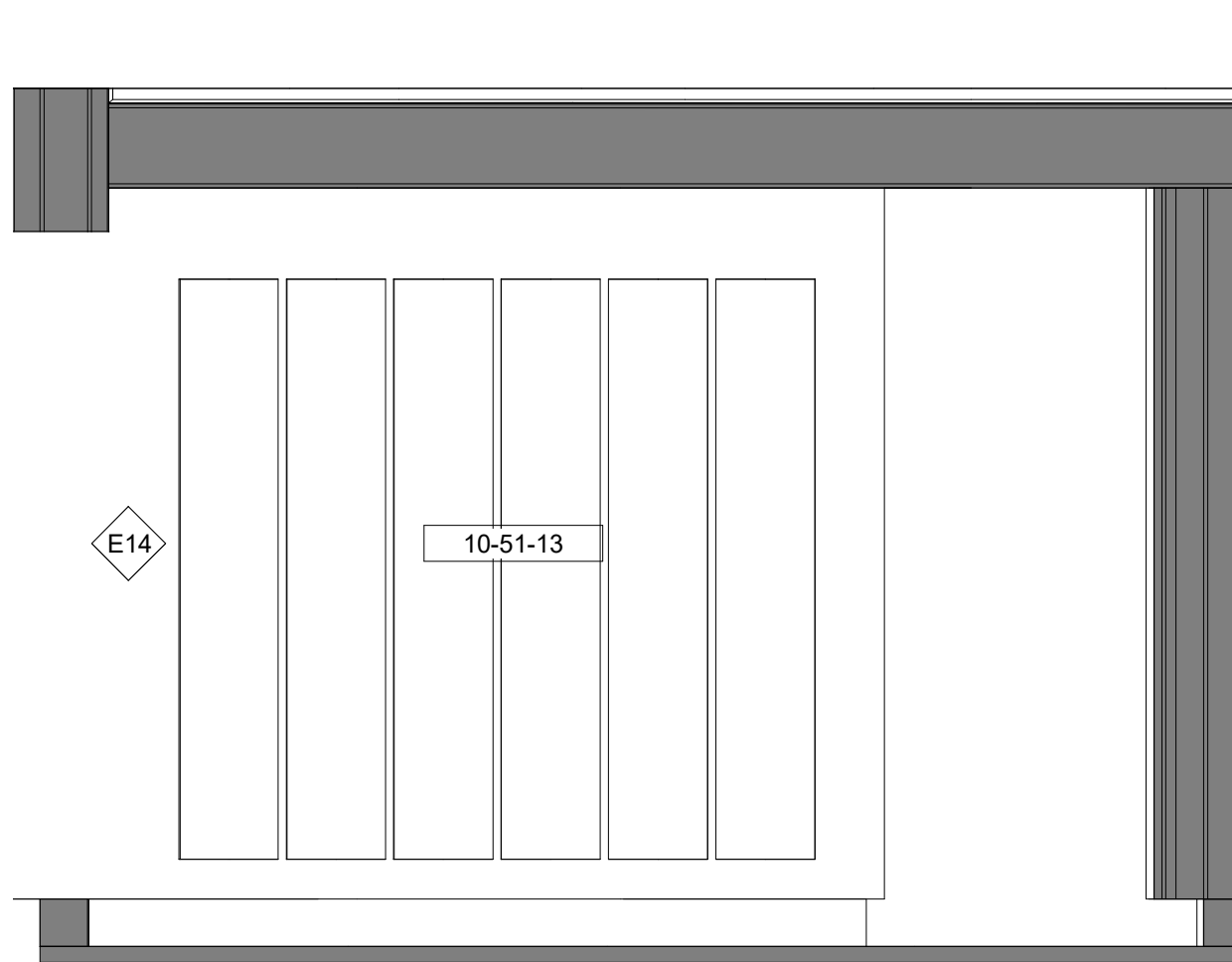
2 West Elevation - Restroom Locker
1/2" = 1'-0"



3 North Elevation - Restroom Locker
1/2" = 1'-0"



4 East Elevation - Restroom Locker
1/2" = 1'-0"



5 South Elevation - Restroom Locker
1/2" = 1'-0"

Owner
Storm King Art Center
1 Museum Road
New Windsor, NY 12553
+1 (845) 534-3115

Design Architect
heneghan peng architects
14-16 Lord Edward Street
Dublin, D02 YC63
+353 1 633 9000

Executive Architect
WXY Architecture + Urban Design
224 Centre Street, 5th Floor
New York, NY 10013
+1 (212) 219-1953

Landscape Architect
Gustafson Porter + Bowman
1 Cobham Mews
London, MW1 9SB
+44 020 7284 8950

Reed Hilderbrand LLC
33 Whitney Avenue, 3rd Floor
New Haven, CT 06510
+1 (617) 923-2422

Structural & Lighting
ARUP
77 Water Street
New York, NY 10005
+1 (212) 896-3000

MEPF & IT
BuroHappold
100 Broadway #23
New York, NY 10005
+1 (212) 616-0228

Civil
VHB
100 Great Oaks Blvd., Suite 118
Albany, NY 12203
+1 (518) 389-3606

AV & Acoustics
LSTN Consultants
76 Beaver Street, 2nd Floor
New York, NY 10005
+1 (347) 788-0810

Facade
Front Inc.
100 E. Broadway Street, #501
New York, NY 10002
+1 (212) 242-2220

Key Plan



Description	Date
50% Construction Documents	11/06/20

Project

Storm King
Art Center

**Welcome
Pavilions**

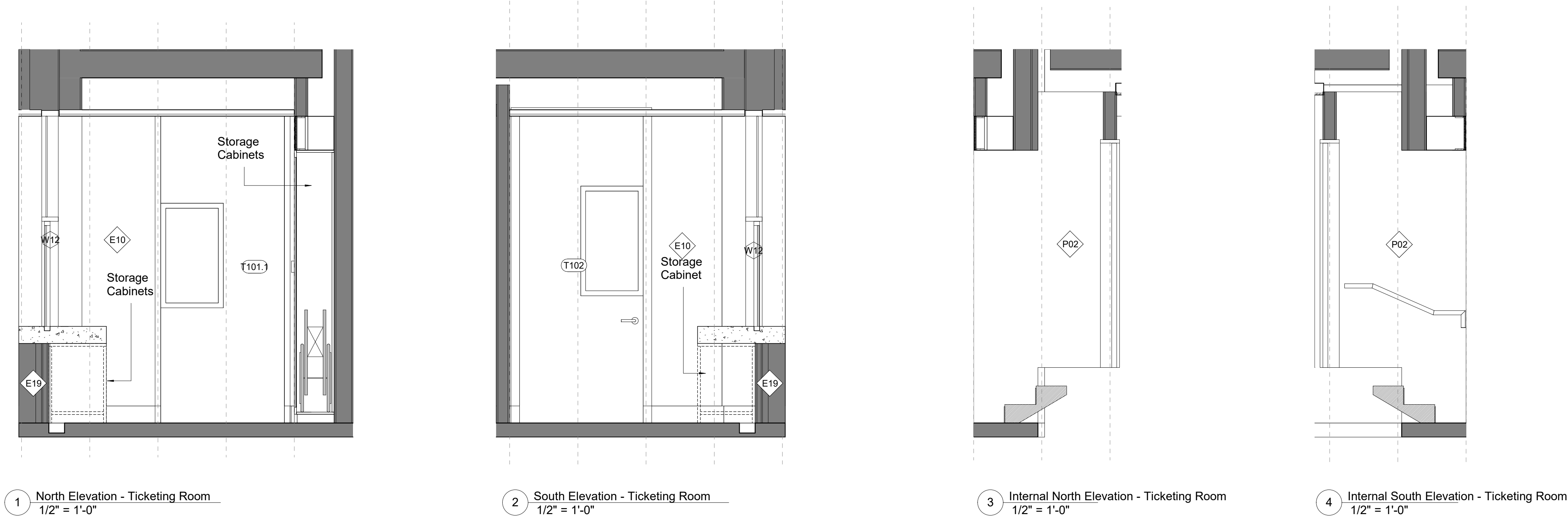
Seal

NOT FOR CONSTRUCTION

Drawing Title

Restroom - Room
Plan & Internal
Elevations - 116

Date	11/06/20
Scale	1/2" = 1'-0"
Drawing Number	A-W-605
Sheet Size	ARCH D

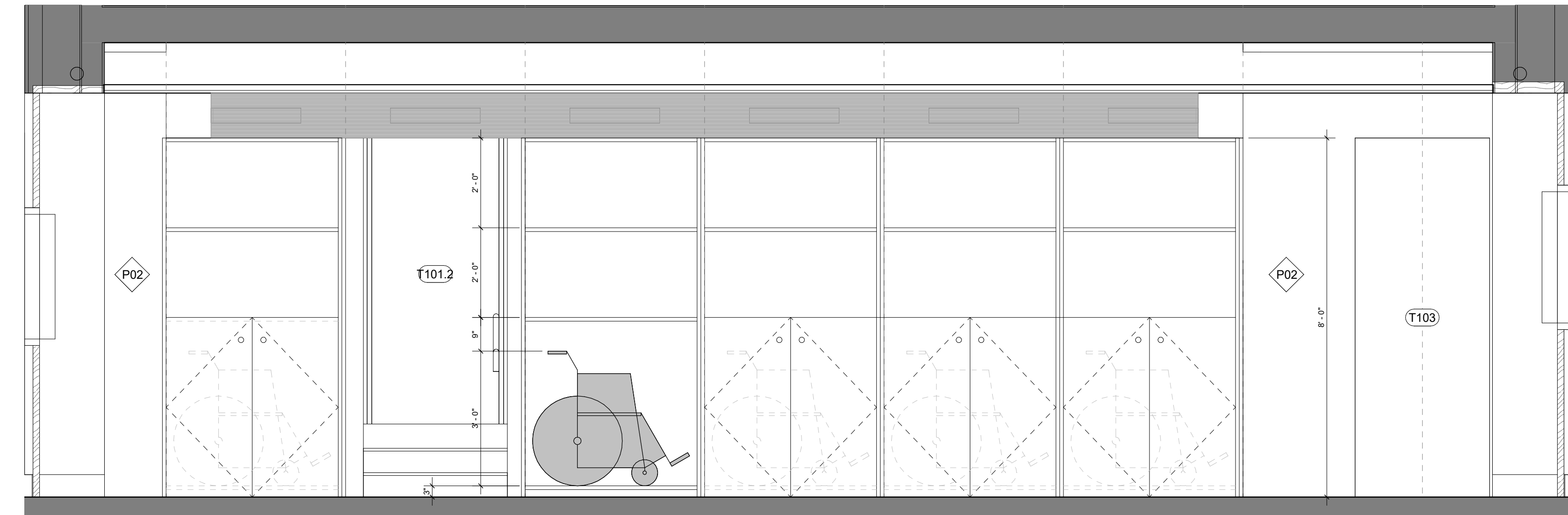


1 North Elevation - Ticketing Room
1/2" = 1'-0"

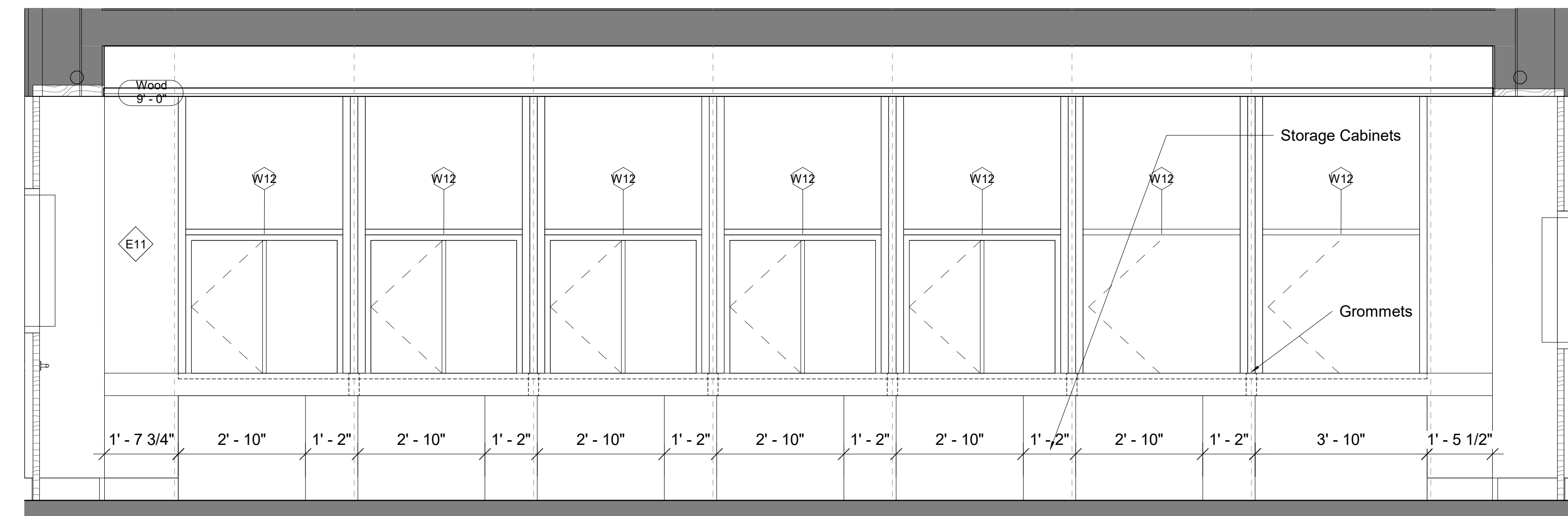
2 South Elevation - Ticketing Room
1/2" = 1'-0"

3 Internal North Elevation - Ticketing Room
1/2" = 1'-0"

4 Internal South Elevation - Ticketing Room
1/2" = 1'-0"



5 East Elevation - Ticketing Room Storage Wall
1/2" = 1'-0"



6 West Elevation - Ticketing Desk Elevation
1/2" = 1'-0"

Owner
Storm King Art Center
1 Museum Road
New Windsor, NY 12553
+1 (845) 534-3115

Design Architect
heneghan peng architects
14-16 Lord Edward Street
Dublin, D02 YC63
+353 1 633 9000

Executive Architect
WXY Architecture + Urban Design
224 Centre Street, 5th Floor
New York, NY 10013
+1 (212) 219-1953

Landscape Architect
Gustafson Porter + Bowman
1 Cobham Mews
London, MW1 9SB
+44 020 7284 8950

Reed Hilderbrand LLC
33 Whitney Avenue, 3rd Floor
New Haven, CT 06510
+1 (617) 923-2422

Structural & Lighting
ARUP
77 Water Street
New York, NY 10005
+1 (212) 896-3000

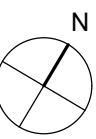
MEPF & IT
BuroHappold
100 Broadway #23
New York, NY 10005
+1 (212) 616-0228

Civil
VHB
100 Great Oaks Blvd., Suite 118
Albany, NY 12203
+1 (518) 389-3606

AV & Acoustics
LSTN Consultants
76 Beaver Street, 2nd Floor
New York, NY 10005
+1 (347) 788-0810

Facade
Front Inc.
100 E. Broadway Street, #501
New York, NY 10002
+1 (212) 242-2220

Key Plan

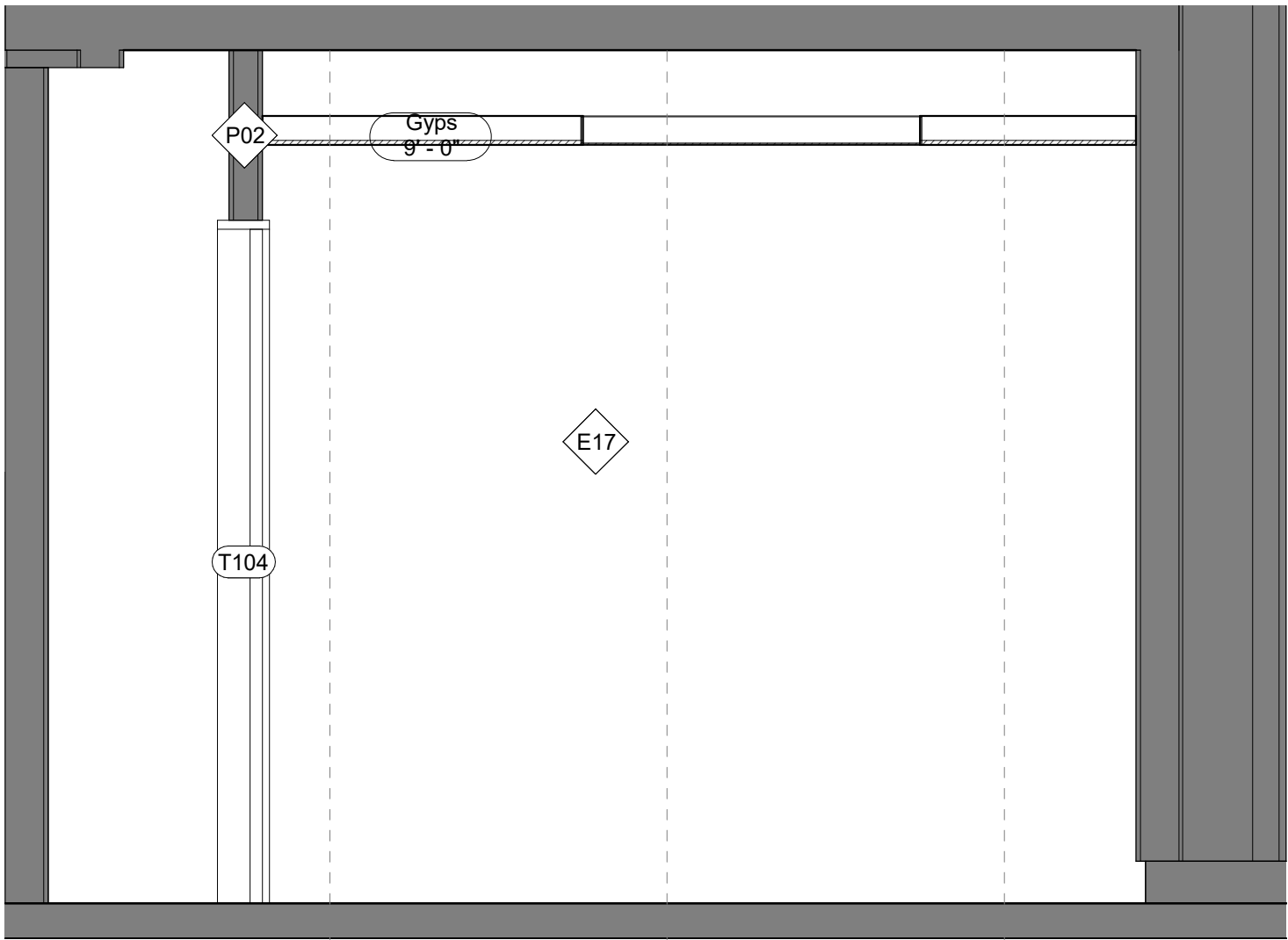


Description	Date
50% Construction Documents	11/06/20

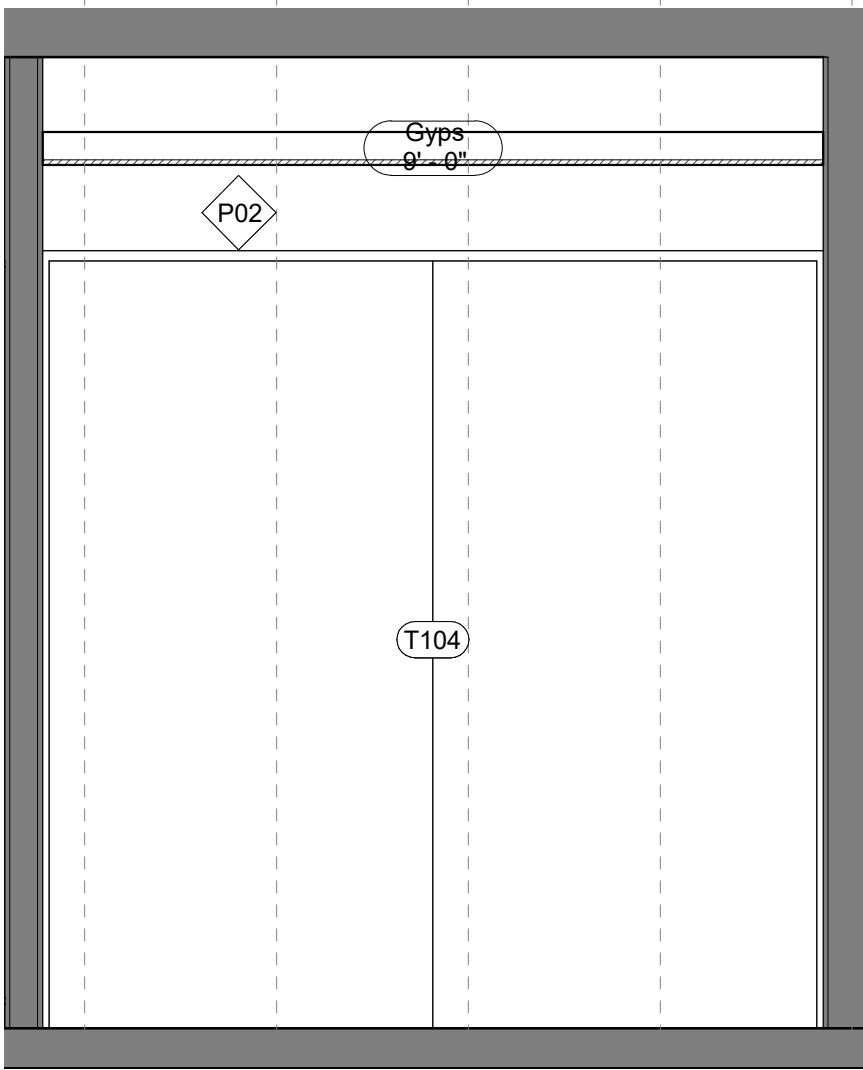
Project
Storm King
Art Center
**Welcome
Pavilions**

Seal

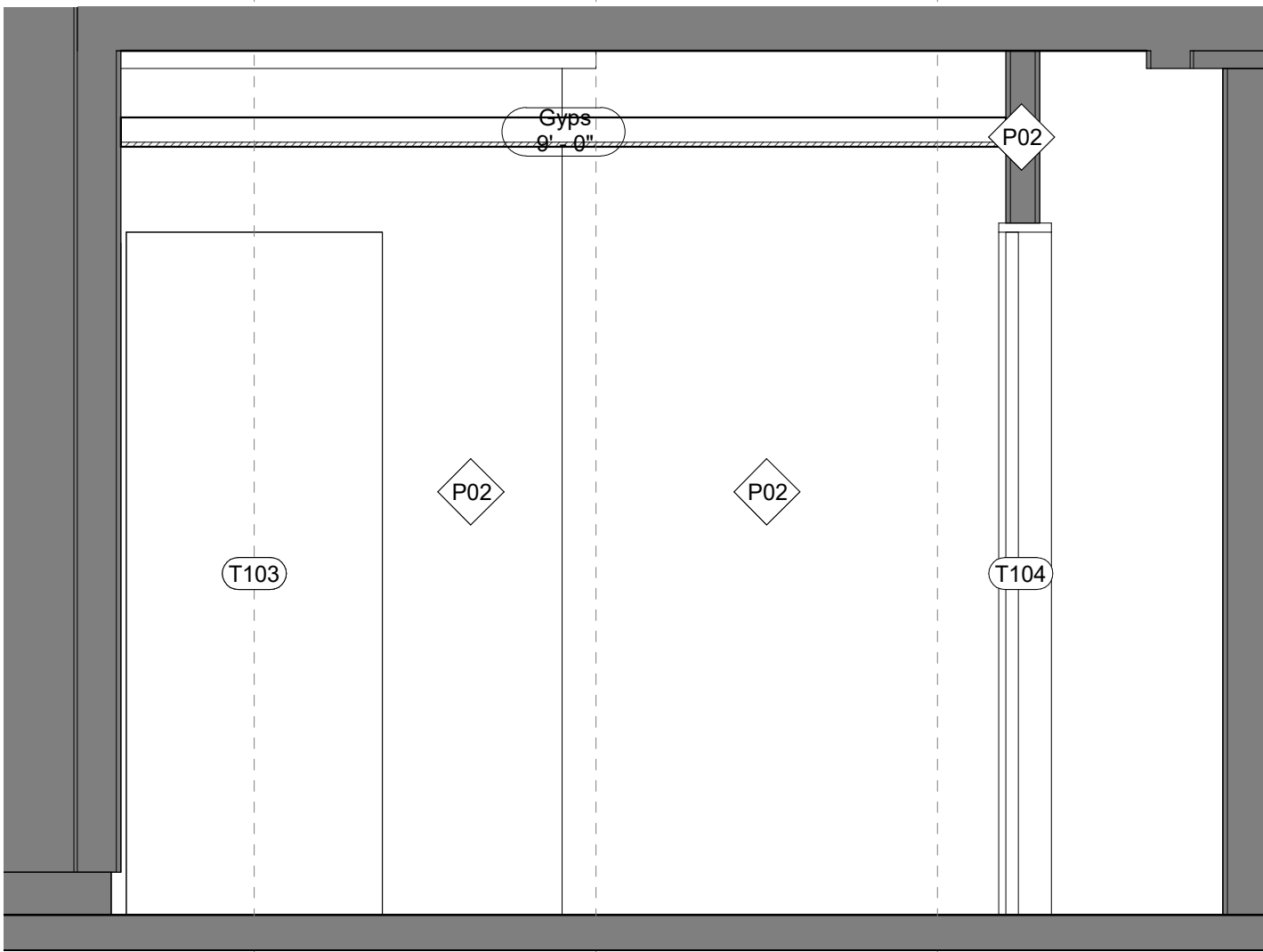
NOT FOR CONSTRUCTION	
Drawing Title	
Ticketing - Room Plan & Internal Elevations - 101 & 102	
Date	11/06/20
Scale	1/2" = 1'-0"
Drawing Number	A-W-606
Sheet Size	ARCH D



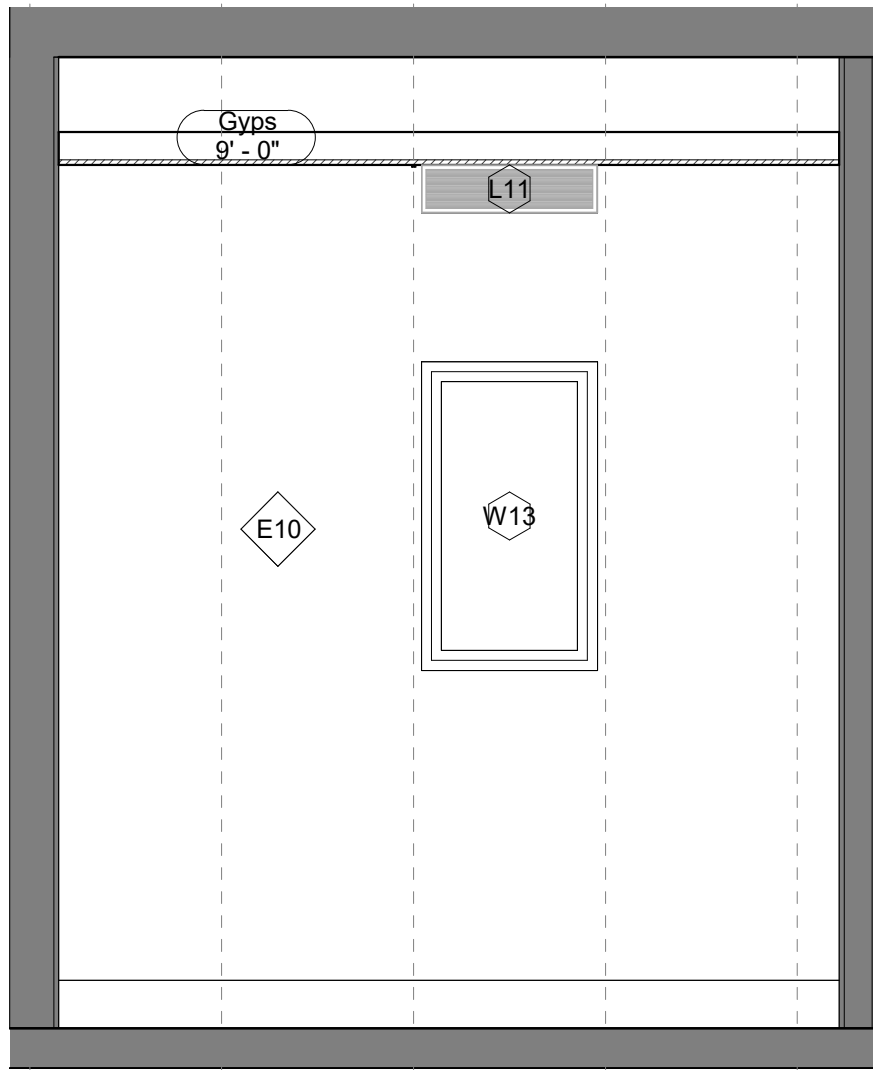
2 East Elevation - Ticketing Manager
1/2" = 1'-0"



3 North Elevation - Ticketing Manager
1/2" = 1'-0"



4 West Elevation - Ticketing Manager
1/2" = 1'-0"



5 South Elevation - Ticketing Manager
1/2" = 1'-0"

Owner
Storm King Art Center
1 Museum Road
New Windsor, NY 12553
+1 (845) 534-3115

Design Architect
heneghan peng architects
14-16 Lord Edward Street
Dublin, D02 YC63
+353 1 633 9000

Executive Architect
WXY Architecture + Urban Design
224 Centre Street, 5th Floor
New York, NY 10013
+1 (212) 219-1953

Landscape Architect
Gustafson Porter + Bowman
1 Cobham Mews
London, MW1 9SB
+44 020 7284 8950

Reed Hilderbrand LLC
33 Whitney Avenue, 3rd Floor
New Haven, CT 06510
+1 (617) 923-2422

Structural & Lighting
ARUP
77 Water Street
New York, NY 10005
+1 (212) 896-3000

MEPF & IT
BuroHappold
100 Broadway #23
New York, NY 10005
+1 (212) 616-0228

Civil
VHB
100 Great Oaks Blvd., Suite 118
Albany, NY 12203
+1 (518) 389-3606

AV & Acoustics
LSTN Consultants
76 Beaver Street, 2nd Floor
New York, NY 10005
+1 (347) 788-0810

Facade
Front Inc.
100 E. Broadway Street, #501
New York, NY 10002
+1 (212) 242-2220

Key Plan




Description	Date
50% Construction Documents	11/06/20

Project
Storm King
Art Center
**Welcome
Pavilions**

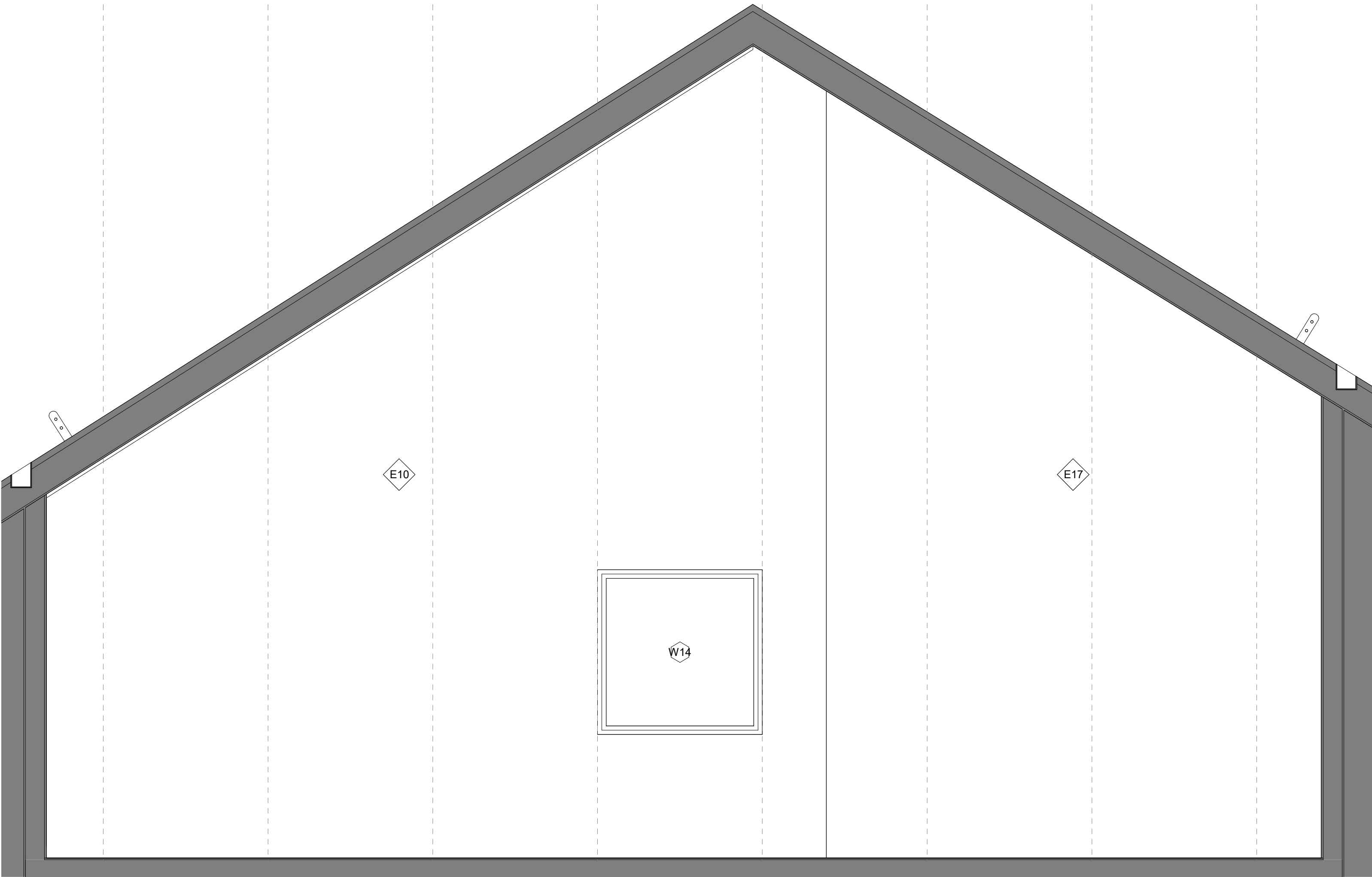
Seal

NOT FOR CONSTRUCTION
Drawing Title
Ticketing - Room
Plan & Internal
Elevations - 103


Date	11/06/20
Scale	1/2" = 1'-0"
Drawing Number	A-W-607
Sheet Size	ARCH D



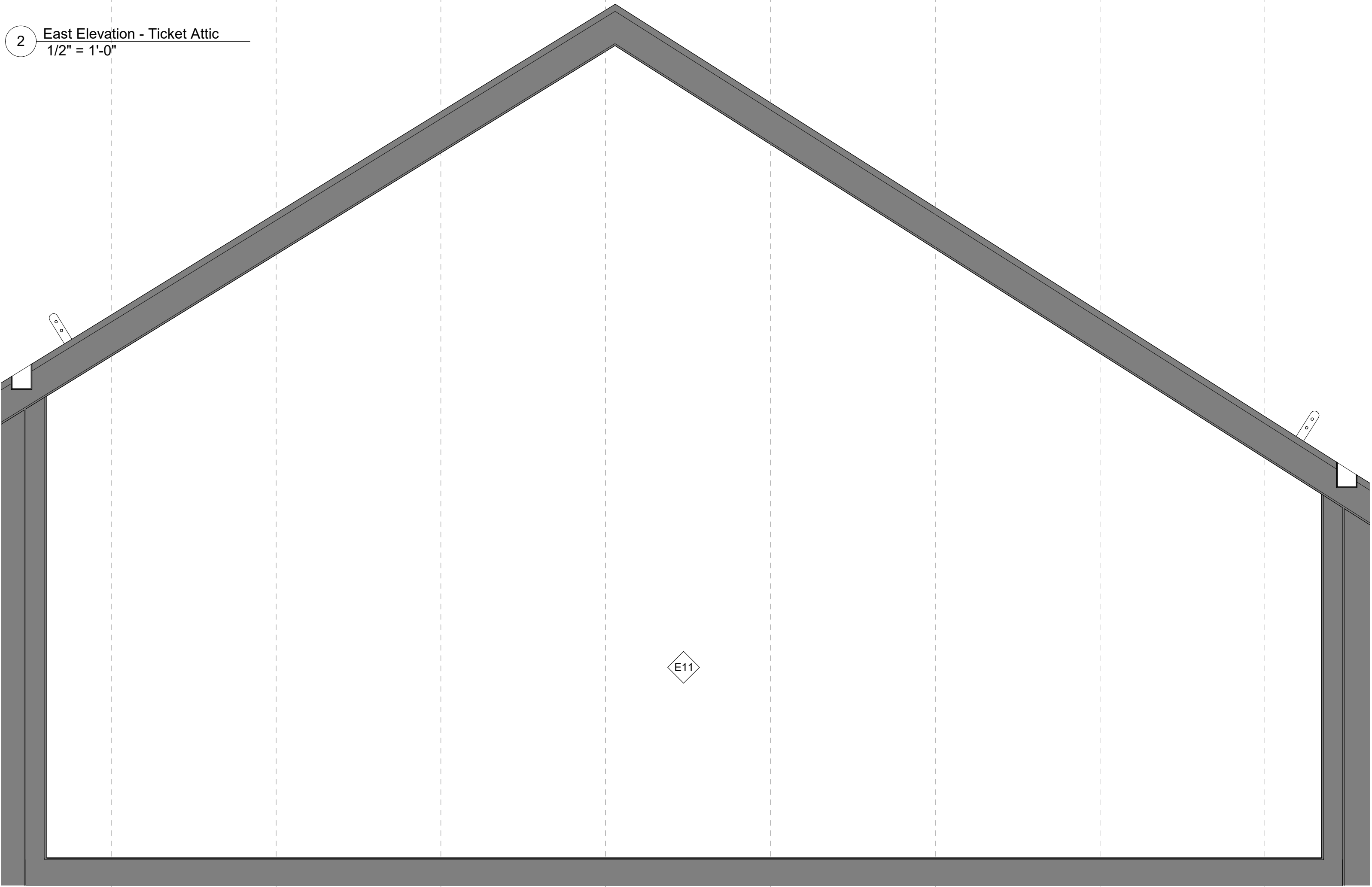
1 North Elevation - Ticketing Attic
1/2" = 1'-0"



2 East Elevation - Ticket Attic
1/2" = 1'-0"



3 South Elevation - Ticketing Attic
1/2" = 1'-0"



4 West Elevation - Ticketing Attic
1/2" = 1'-0"

Owner
Storm King Art Center
1 Museum Road
New Windsor, NY 12553
+1 (845) 534-3115

Design Architect
heneghan peng architects
14-16 Lord Edward Street
Dublin, D02 YC63
+353 1 633 9000

Executive Architect
WXY Architecture + Urban Design
224 Centre Street, 5th Floor
New York, NY 10013
+1 (212) 219-1953

Landscape Architect
Gustafson Porter + Bowman
1 Cobham Mews
London, MW1 9SB
+44 020 7284 8950

Reed Hilderbrand LLC
33 Whitney Avenue, 3rd Floor
New Haven, CT 06510
+1 (617) 923-2422

Structural & Lighting
ARUP
77 Water Street
New York, NY 10005
+1 (212) 896-3000

MEPF & IT
BuroHappold
100 Broadway #23
New York, NY 10005
+1 (212) 616-0228

Civil
VHB
100 Great Oaks Blvd., Suite 118
Albany, NY 12203
+1 (518) 389-3606

AV & Acoustics
LSTN Consultants
76 Beaver Street, 2nd Floor
New York, NY 10005
+1 (347) 788-0810

Facade
Front Inc.
100 E. Broadway Street, #501
New York, NY 10002
+1 (212) 242-2220

Key Plan



Description	Date
50% Construction Documents	11/06/20

Project
Storm King
Art Center
**Welcome
Pavilions**

Seal

NOT FOR CONSTRUCTION
Drawing Title
Ticketing - Room
Plan & Internal
Elevations - 201

Date	11/06/20
Scale	1/2" = 1'-0"
Drawing Number	A-W-608
Sheet Size	ARCH D

ROOM FINISH SCHEDULE - RESTROOM									
Room Number	Room Name	Finish - Floor	Finish - Base	Finish - Ceiling	Finish - North Wall	Finish - South Wall	Finish - East Wall	Finish - East Wall	Comments
Ground Level - Restroom									
R101	Handwashing	Polished Concrete	N/A	Exterior Wood Cladding	External Wood Cladding	Sliding timber panel, polished concrete	Timber door panel	Timber door panel	
R102	Mechanical	Polished Concrete	Painted Wood	Exposed Structural Plywood & Joists	Painted Gypsum	Painted Gypsum	Painted Gypsum	Painted Gypsum	
R103	RR	Polished Concrete	Tile To Floor	Exposed Structural Plywood & Joists	2" x 2" Wall Tile	2" x 2" Wall Tile	2" x 2" Wall Tile	2" x 2" Wall Tile	
R104	RR	Polished Concrete	Tile To Floor	Exposed Structural Plywood & Joists	2" x 2" Wall Tile	2" x 2" Wall Tile	2" x 2" Wall Tile	2" x 2" Wall Tile	
R105	RR	Polished Concrete	Tile To Floor	Exposed Structural Plywood & Joists	2" x 2" Wall Tile	2" x 2" Wall Tile	2" x 2" Wall Tile	2" x 2" Wall Tile	
R106	RR	Polished Concrete	Tile To Floor	Exposed Structural Plywood & Joists	2" x 2" Wall Tile	2" x 2" Wall Tile	2" x 2" Wall Tile	2" x 2" Wall Tile	
R107	RR	Polished Concrete	Tile To Floor	Exposed Structural Plywood & Joists	2" x 2" Wall Tile	2" x 2" Wall Tile	2" x 2" Wall Tile	2" x 2" Wall Tile	
R108	RR	Polished Concrete	Tile To Floor	Exposed Structural Plywood & Joists	2" x 2" Wall Tile	2" x 2" Wall Tile	2" x 2" Wall Tile	2" x 2" Wall Tile	
R109	RR	Polished Concrete	Tile To Floor	Exposed Structural Plywood & Joists	2" x 2" Wall Tile	2" x 2" Wall Tile	2" x 2" Wall Tile	2" x 2" Wall Tile	
R110	RR	Polished Concrete	Tile To Floor	Exposed Structural Plywood & Joists	2" x 2" Wall Tile	2" x 2" Wall Tile	2" x 2" Wall Tile	2" x 2" Wall Tile	
R111	Custodian	Polished Concrete	Tile To Floor	Exposed Structural Plywood & Joists	2" x 2" Wall Tile	2" x 2" Wall Tile	2" x 2" Wall Tile	2" x 2" Wall Tile	
R112	Accessible/Family RR	Polished Concrete	Tile To Floor	Exposed Structural Plywood & Joists	2" x 2" Wall Tile	2" x 2" Wall Tile	2" x 2" Wall Tile	2" x 2" Wall Tile	
R113	Accessible/Family RR	Polished Concrete	Tile To Floor	Exposed Structural Plywood & Joists	2" x 2" Wall Tile	2" x 2" Wall Tile	2" x 2" Wall Tile	2" x 2" Wall Tile	
R114	Nursing	Polished Concrete	Tile To Floor	Exposed Structural Plywood & Joists	2" x 2" Wall Tile	2" x 2" Wall Tile	2" x 2" Wall Tile	2" x 2" Wall Tile	
R115	Sick Room	Polished Concrete	Tile To Floor	Exposed Structural Plywood & Joists	2" x 2" Wall Tile	2" x 2" Wall Tile	2" x 2" Wall Tile	2" x 2" Wall Tile	
R116	Lockers	Polished Concrete	N/A	N/A	External Wood Cladding	External Wood Cladding	Open timber screen	External Wood Cladding	

Owner
Storm King Art Center
1 Museum Road
New Windsor, NY 12553
+1 (845) 534-3115

Design Architect
heneghan peng architects
14-16 Lord Edward Street
Dublin, D02 YC63
+353 1 633 9000

Executive Architect
WXY Architecture + Urban Design
224 Centre Street, 5th Floor
New York, NY 10013
+1 (212) 219-1953

Landscape Architect
Gustafson Porter + Bowman
1 Cobham Mews
London, MW1 9SB
+44 020 7284 8950

Reed Hilderbrand LLC
33 Whitney Avenue, 3rd Floor
New Haven, CT 06510
+1 (617) 923-2422

Structural & Lighting
ARUP
77 Water Street
New York, NY 10005
+1 (212) 896-3000

MEPF & IT
BuroHappold
100 Broadway #23
New York, NY 10005
+1 (212) 616-0228

Civil
VHB
100 Great Oaks Blvd., Suite 118
Albany, NY 12203
+1 (518) 389-3606

AV & Acoustics
LSTN Consultants
76 Beaver Street, 2nd Floor
New York, NY 10005
+1 (347) 788-0810

Facade
Front Inc.
100 E. Broadway Street, #501
New York, NY 10002
+1 (212) 242-2220

Key Plan

Description	Date
50% Design Development	02/24/20
100% Design Development	05/29/20
50% Construction Documents	11/06/20

Project

Storm King
Art Center

Welcome
Pavilions

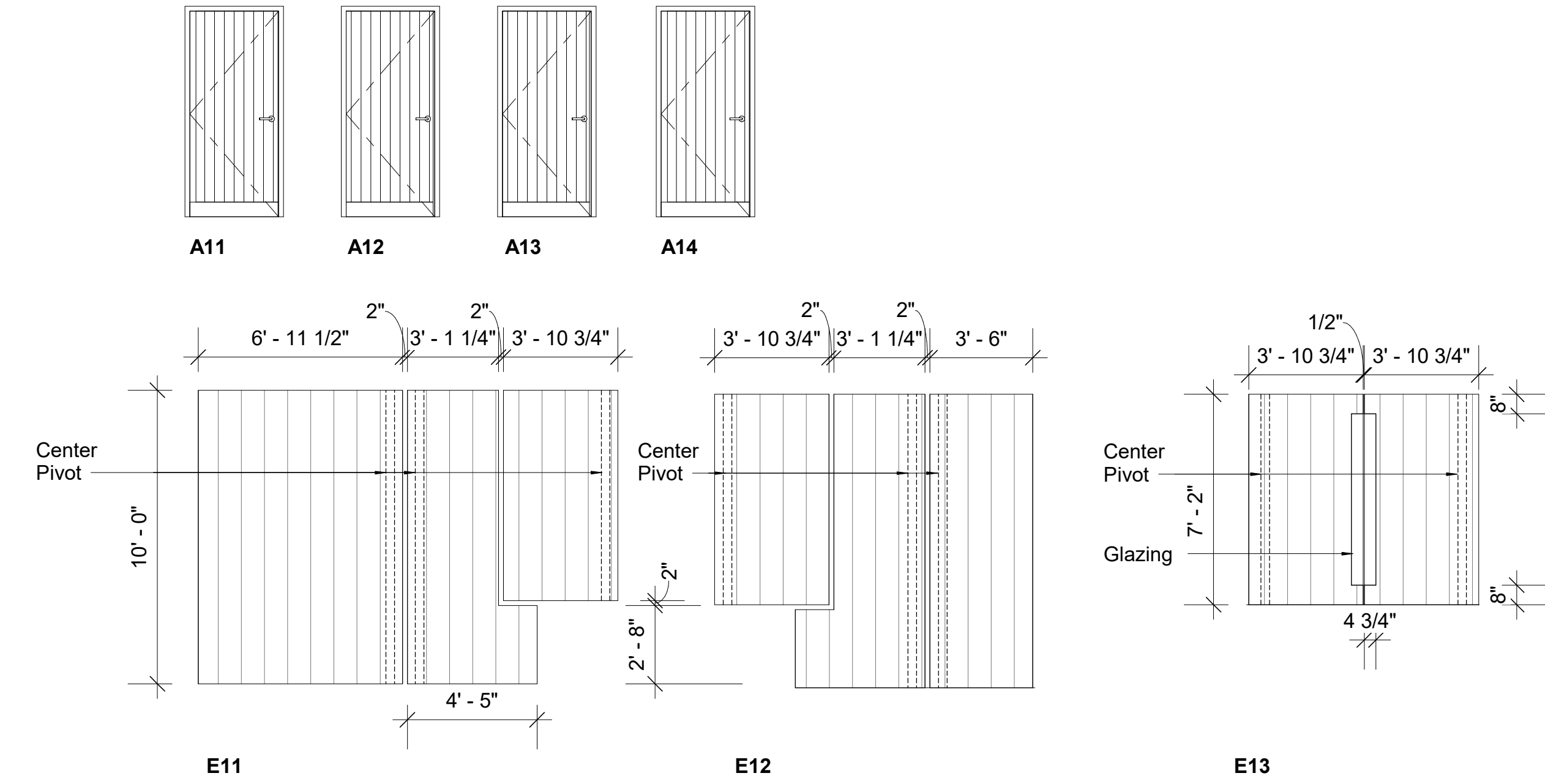
Seal

NOT FOR CONSTRUCTION

Drawing Title

Restroom - Room &
Finish Schedule

Date	11/06/20
Scale	Not to Scale
Drawing Number	A-W-701
Sheet Size	ARCH D



DOOR SCHEDULE - RESTROOM										
NUMBER	Door Type - Instance	WIDTH	HEIGHT	THICKNES S	DOOR MATERIAL	DOOR FINISH	FRAME MATERIAL	FRAME FINISH	FIRE RATING	COMMENT S
R101	E11				Wood to Match Cladding		Wood			
R102	A11	3' - 0 1/4"	7' - 0"	1 3/4"	Wood to Match Cladding		Wood			
R103	A12	3' - 0 1/4"	7' - 0"	1 3/4"	Wood to Match Cladding		Wood			
R104	A12	3' - 0 1/4"	7' - 0"	1 3/4"	Wood to Match Cladding		Wood			
R105	A12	3' - 0 1/4"	7' - 0"	1 3/4"	Wood to Match Cladding		Wood			
R106	A12	3' - 0 1/4"	7' - 0"	1 3/4"	Wood to Match Cladding		Wood			
R107	A12	3' - 0 1/4"	7' - 0"	1 3/4"	Wood to Match Cladding		Wood			
R108	A12	3' - 0 1/4"	7' - 0"	1 3/4"	Wood to Match Cladding		Wood			
R109	A12	3' - 0 1/4"	7' - 0"	1 3/4"	Wood to Match Cladding		Wood			
R110	A12	3' - 0 1/4"	7' - 0"	1 3/4"	Wood to Match Cladding		Wood			
R111	A12	3' - 0 1/4"	7' - 0"	1 3/4"	Wood to Match Cladding		Wood			
R112	A13	3' - 0 1/4"	7' - 0"	1 3/4"	Wood to Match Cladding		Wood			
R113	A13	3' - 0 1/4"	7' - 0"	1 3/4"	Wood to Match Cladding		Wood			
R114	A13	3' - 0 1/4"	7' - 0"	1 3/4"	Wood to Match Cladding		Wood			
R115	A14	3' - 0 1/4"	7' - 0"	1 3/4"	Wood to Match Cladding		Wood			
R116	E13				Wood to Match Cladding		Wood			
R117	E13				Wood to Match Cladding		Wood			
R118	E13				Wood to Match Cladding		Wood			
R119	E13				Wood to Match Cladding		Wood			
R120	E13				Wood to Match Cladding		Wood			
R122	E12				Wood to Match Cladding		Wood			

WINDOW SCHEDULE RESTROOM													
WINDOW TAG	COUNT	DESCRIPTION	WIDTH	HEIGHT	SILL HEIGHT	FRAME MATERIAL	PANEL 1	PANEL 2	PANEL 3	FRAME FINISH	Heat Transfer Coefficient (U)	Solar Heat Gain Coefficient	Thermal Resistance (R)
G12	26	Grille	9"	9"									
L12	1	Louvre	3' - 0"	2' - 0"	5' - 0"								
W11	13	Skylight	1' - 8"	1' - 8"									

Owner
Storm King Art Center
1 Museum Road
New Windsor, NY 12553
+1 (845) 534-3115

Design Architect
heneghan peng architects
14-16 Lord Edward Street
Dublin, D02 YC63
+353 1 633 9000

Executive Architect
WXY Architecture + Urban Design
224 Centre Street, 5th Floor
New York, NY 10013
+1 (212) 219-1953

Landscape Architect
Gustafson Porter + Bowman
1 Cobham Mews
London, MW1 9SB
+44 020 7284 8950

Reed Hilderbrand LLC
33 Whitney Avenue, 3rd Floor
New Haven, CT 06510
+1 (617) 923-2422

Structural & Lighting
ARUP
77 Water Street
New York, NY 10005
+1 (212) 896-3000

MEPF & IT
BuroHappold
100 Broadway #23
New York, NY 10005
+1 (212) 616-0228

Civil
VHB
100 Great Oaks Blvd., Suite 118
Albany, NY 12203
+1 (518) 389-3606

AV & Acoustics
LSTN Consultants
76 Beaver Street, 2nd Floor
New York, NY 10005
+1 (347) 788-0810

Facade
Front Inc.
100 E. Broadway Street, #501
New York, NY 10002
+1 (212) 242-2220

Key Plan

Description	Date
50% Design Development	02/24/20
100% Design Development	05/29/20
50% Construction Documents	11/06/20

Project

Storm King
Art Center
Welcome
Pavilions

Seal

NOT FOR CONSTRUCTION

Drawing Title

Restroom - Window &
Door Schedule

Date	11/06/20
Scale	1/4" = 1'-0"
Drawing Number	A-W-702
Sheet Size	ARCH D

Restroom - Equipment & Accessories Legend				
Type Mark	Item	ADA Compliant	Finish	Comments
EF-01				
TA-15	Grab Bar A			
TA-17	Grab Bar C			
TA-22	Mirror			
TA-27	Paper Tower Dispenser			
TA-13	Sanitary Napkin Receptacle			
PF-10	Sink B			
TA-12	Soap Dispenser			
PF-01	Toilet			
TA-03	Toilet Paper Holder			

Owner
Storm King Art Center
1 Museum Road
New Windsor, NY 12553
+1 (845) 534-3115

Design Architect
heneghan peng architects
14-16 Lord Edward Street
Dublin, D02 YC63
+353 1 633 9000

Executive Architect
WXY Architecture + Urban Design
224 Centre Street, 5th Floor
New York, NY 10013
+1 (212) 219-1953

Landscape Architect
Gustafson Porter + Bowman
1 Cobham Mews
London, MW1 9SB
+44 020 7284 8950

Reed Hilderbrand LLC
33 Whitney Avenue, 3rd Floor
New Haven, CT 06510
+1 (617) 923-2422

Structural & Lighting
ARUP
77 Water Street
New York, NY 10005
+1 (212) 896-3000

MEPF & IT
BuroHappold
100 Broadway #23
New York, NY 10005
+1 (212) 616-0228

Civil
VHB
100 Great Oaks Blvd., Suite 118
Albany, NY 12203
+1 (518) 389-3606

AV & Acoustics
LSTN Consultants
76 Beaver Street, 2nd Floor
New York, NY 10005
+1 (347) 788-0810

Facade
Front Inc.
100 E. Broadway Street, #501
New York, NY 10002
+1 (212) 242-2220

Key Plan

Description	Date
50% Design Development	02/24/20
100% Design Development	05/29/20
50% Construction Documents	11/06/20

Project

Storm King
Art Center

Welcome
Pavilions

Seal

NOT FOR CONSTRUCTION
Drawing Title
Restroom - Plumbing
Fixture & Accessory
Schedule

Date	11/06/20
Scale	Not to Scale
Drawing Number	A-W-703
Sheet Size	ARCH D

ROOM FINISH SCHEDULE - TICKETING									
Room Number	Room Name	Finish - Floor	Finish - Base	Finish - Ceiling	Finish - North Wall	Finish - South Wall	Finish - East Wall	Finish - East Wall	Comments
Ground Level - Ticketing									
T101	Staff	Polished Concrete	Painted Wood	Exterior Wood Cladding	Painted Gypsum	N/A	Painted Gypsum	Glazing	
T102	Ticketing	Polished Concrete	Painted Wood	Exterior Wood Cladding	N/A	Painted Gypsum	Painted Gypsum	Glazing	
T103	Manager	Polished Concrete	Painted Wood	Gypsum Board Hung Ceiling	Painted Gypsum	Painted Gypsum	Painted Gypsum	Painted Gypsum	
T104	Electrical	Polished Concrete	Painted Wood	Gypsum Board Hung Ceiling	Painted Gypsum	N/A	Painted Gypsum	Painted Gypsum	
Second Level - Ticketing									
T201	ATTIC	Structural Plywood	Painted Wood	Exposed Structural Plywood & Joists	Painted Gypsum	Painted Gypsum	Painted Gypsum	Painted Gypsum	

ROOM SCHEDULE - TICKETING			
Number	Name	Occupancy	Area

Ground Level - Ticketing			
T101	Staff		64 SF
T102	Ticketing		154 SF
T103	Manager		90 SF
T104	Electrical		17 SF
Second Level - Ticketing			
T201	ATTIC		315 SF

Owner
Storm King Art Center
1 Museum Road
New Windsor, NY 12553
+1 (845) 534-3115

Design Architect
heneghan peng architects
14-16 Lord Edward Street
Dublin, D02 YC63
+353 1 633 9000

Executive Architect
WXY Architecture + Urban Design
224 Centre Street, 5th Floor
New York, NY 10013
+1 (212) 219-1953

Landscape Architect
Gustafson Porter + Bowman
1 Cobham Mews
London, MW1 9SB
+44 020 7284 8950

Reed Hilderbrand LLC
33 Whitney Avenue, 3rd Floor
New Haven, CT 06510
+1 (617) 923-2422

Structural & Lighting
ARUP
77 Water Street
New York, NY 10005
+1 (212) 896-3000

MEPF & IT
BuroHappold
100 Broadway #23
New York, NY 10005
+1 (212) 616-0228

Civil
VHB
100 Great Oaks Blvd., Suite 118
Albany, NY 12203
+1 (518) 389-3606

AV & Acoustics
LSTN Consultants
76 Beaver Street, 2nd Floor
New York, NY 10005
+1 (347) 788-0810

Facade
Front Inc.
100 E. Broadway Street, #501
New York, NY 10002
+1 (212) 242-2220

Key Plan

Description	Date
50% Design Development	02/24/20
100% Design Development	05/29/20
50% Construction Documents	11/06/20

Project

Storm King
Art Center

Welcome
Pavilions

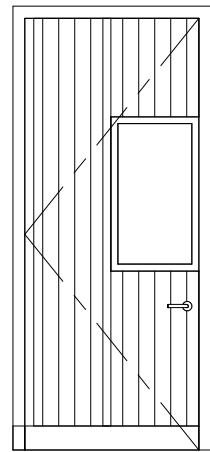
Seal

NOT FOR CONSTRUCTION

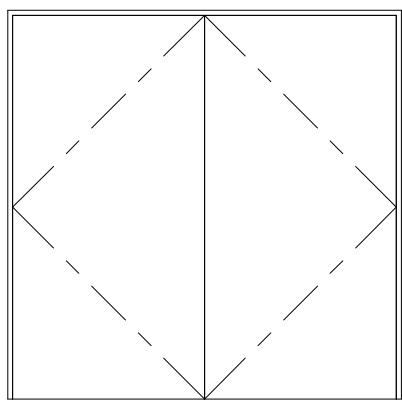
Drawing Title

Ticketing - Room &
Finish Schedule

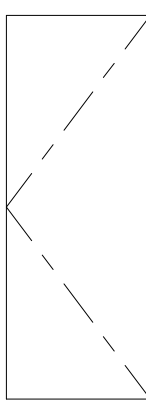
Date	11/06/20
Scale	Not to Scale
Drawing Number	A-W-721
Sheet Size	ARCH D



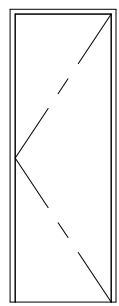
A15



B11




B12



B13


DOOR SCHEDULE - TICKETING										
NUMBER	Door Type - Instance	WIDTH	HEIGHT	THICKNES S	DOOR MATERIAL	DOOR FINISH	FRAME MATERIAL	FRAME FINISH	FIRE RATING	COMMENT S
T101.1	A.10	3' - 7 1/2"	9' - 0"	1 3/4"						
T101.2	B13	2' - 10"	6' - 7"	1 3/4"						
T102	A15	3' - 7 1/2"	9' - 0"	1 3/4"						
T103	B12	3' - 0"	8' - 0"	1 3/4"	Default	Sealed	Default	Sealed		
T104	B11	8' - 0"	8' - 0"	1 3/4"						




G11




L11



W12

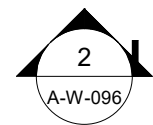


W13



W14

WINDOW SCHEDULE TICKETING													
WINDOW TAG	COUNT	DESCRIPTION	WIDTH	HEIGHT	SILL HEIGHT	FRAME MATERIAL	PANEL 1	PANEL 2	PANEL 3	FRAME FINISH	Heat Transfer Coefficient (U)	Solar Heat Gain Coefficient	Thermal Resistance (R)
G11	1	Linear Bar Grille	22' - 0"	1' - 0"	8' - 0"								
L11	1	Louvre	1' - 10"	6"	8' - 6"								
W12	7	Ticketing Counter Window	3' - 10"	6' - 4"	2' - 10"								
W13	1	Manager Window	1' - 10"	3' - 2 39/64"	3' - 8 197/256"						1.1812 BTU/(h·ft²·°F)	0.86	0.8466 (h·ft²·°F)/BTU
W14	1	Attic Window	4' - 0"	4' - 0"	3' - 0"						1.1812 BTU/(h·ft²·°F)	0.86	0.8466 (h·ft²·°F)/BTU



Owner
Storm King Art Center
1 Museum Road
New Windsor, NY 12553
+1 (845) 534-3115

Design Architect
heneghan peng architects
14-16 Lord Edward Street
Dublin, D02 YC63
+353 1 633 9000

Executive Architect
WXY Architecture + Urban Design
224 Centre Street, 5th Floor
New York, NY 10013
+1 (212) 219-1953

Landscape Architect
Gustafson Porter + Bowman
1 Cobham Mews
London, MW1 9SB
+44 020 7284 8950

Reed Hilderbrand LLC
33 Whitney Avenue, 3rd Floor
New Haven, CT 06510
+1 (617) 923-2422

Structural & Lighting
ARUP
77 Water Street
New York, NY 10005
+1 (212) 896-3000

MEPF & IT
BuroHappold
100 Broadway #23
New York, NY 10005
+1 (212) 616-0228

Civil
VHB
100 Great Oaks Blvd., Suite 118
Albany, NY 12203
+1 (518) 389-3606

AV & Acoustics
LSTN Consultants
76 Beaver Street, 2nd Floor
New York, NY 10005
+1 (347) 788-0810

Facade
Front Inc.
100 E. Broadway Street, #501
New York, NY 10002
+1 (212) 242-2220

Key Plan

Description	Date
50% Design Development	02/24/20
100% Design Development	05/29/20
50% Construction Documents	11/06/20

Project

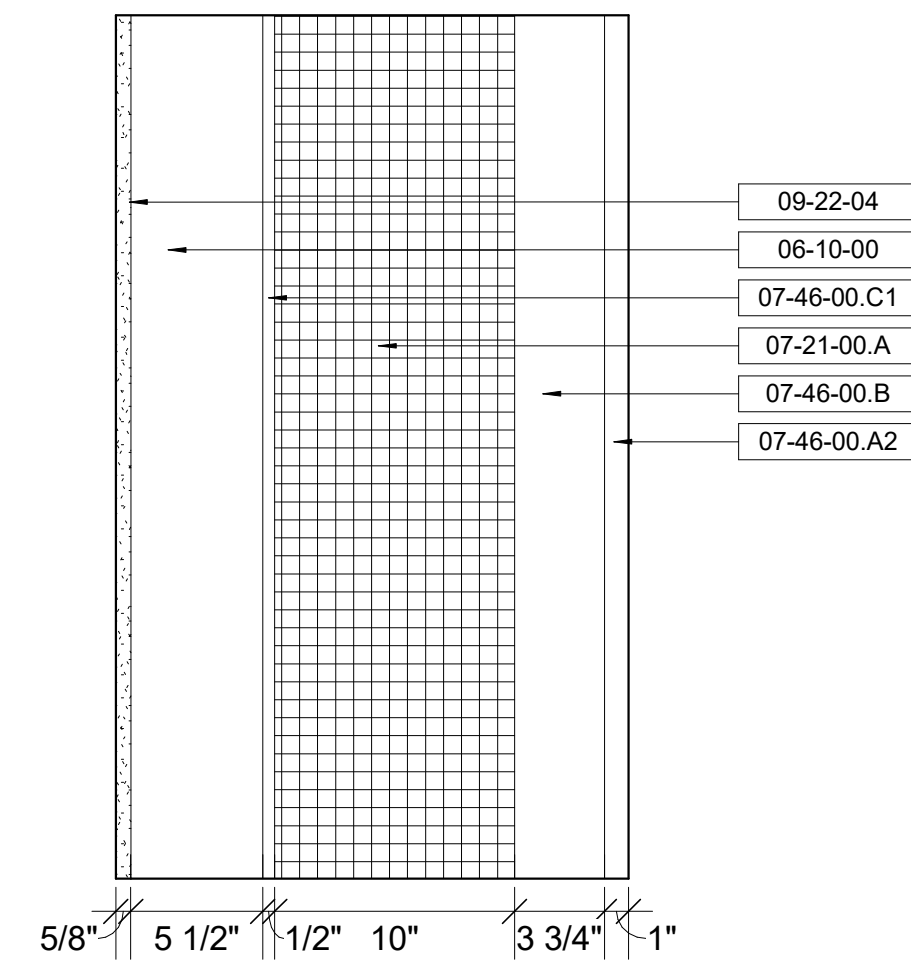
Storm King Art Center Welcome Pavilions

Seal

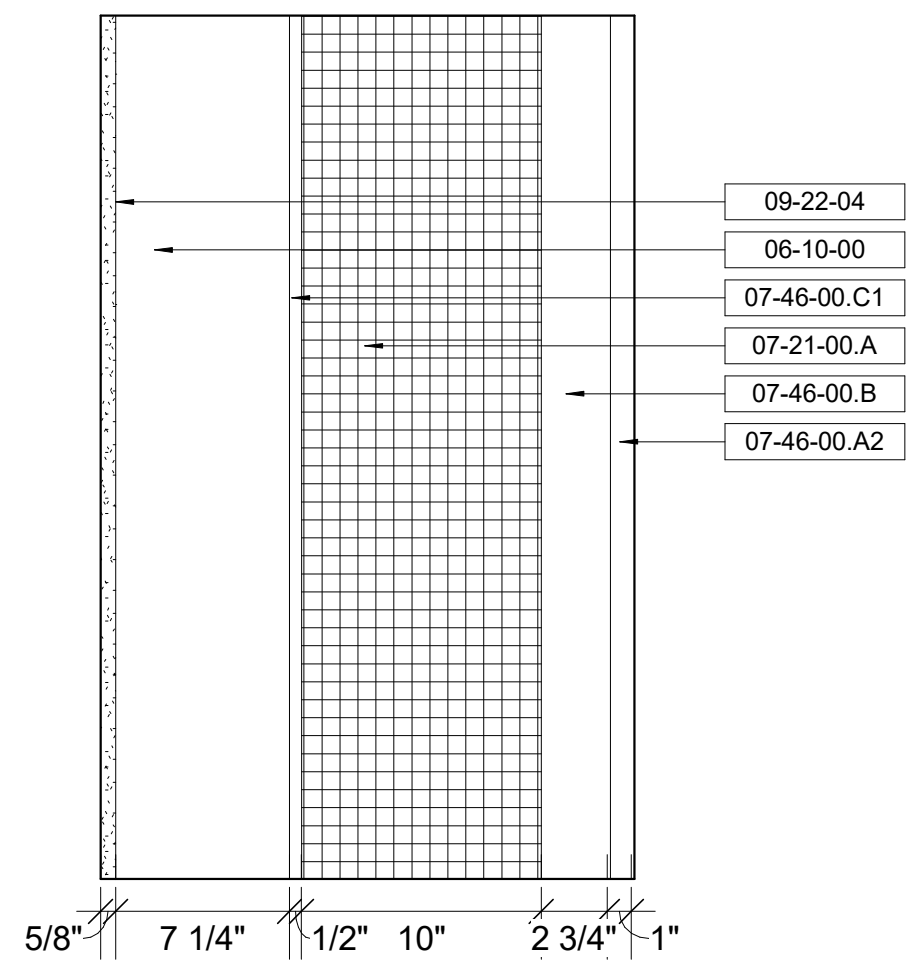
NOT FOR CONSTRUCTION

Drawing Title
Ticketing - Window &
Door Schedule

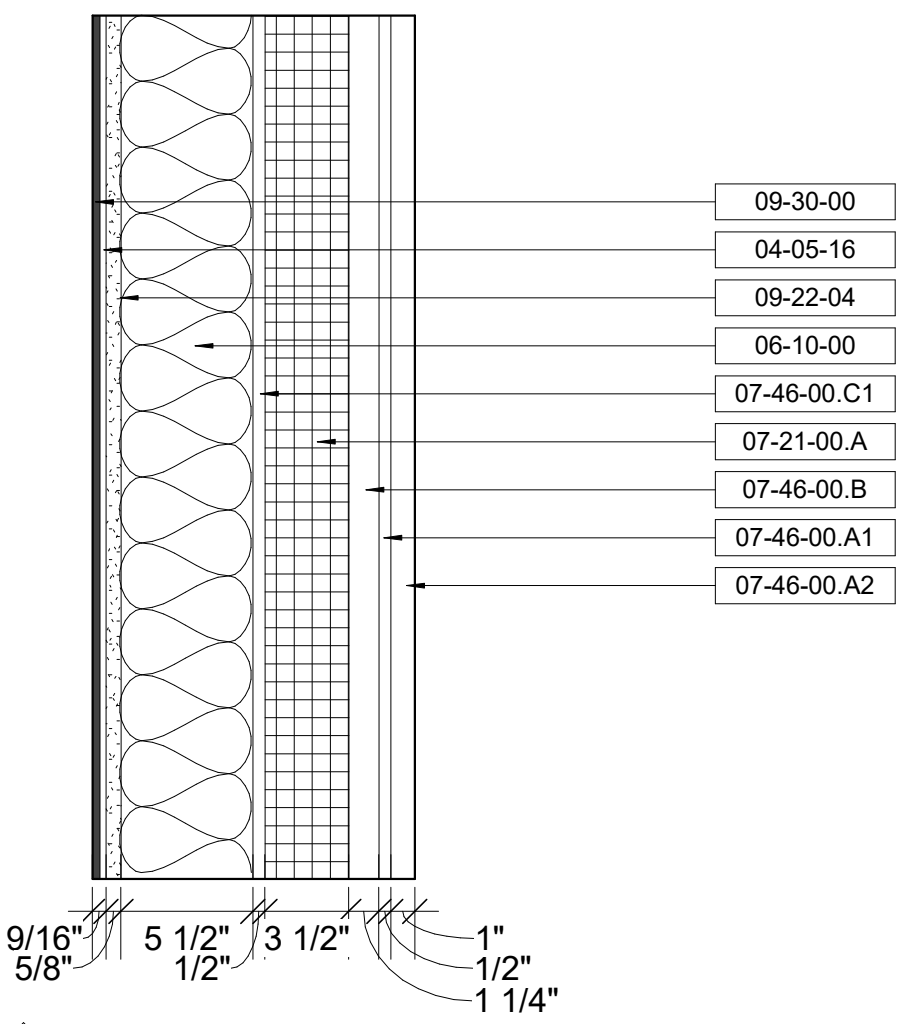
Date	11/06/20
Scale	1/4" = 1'-0"
Drawing Number	A-W-722
Sheet Size	ARCH D



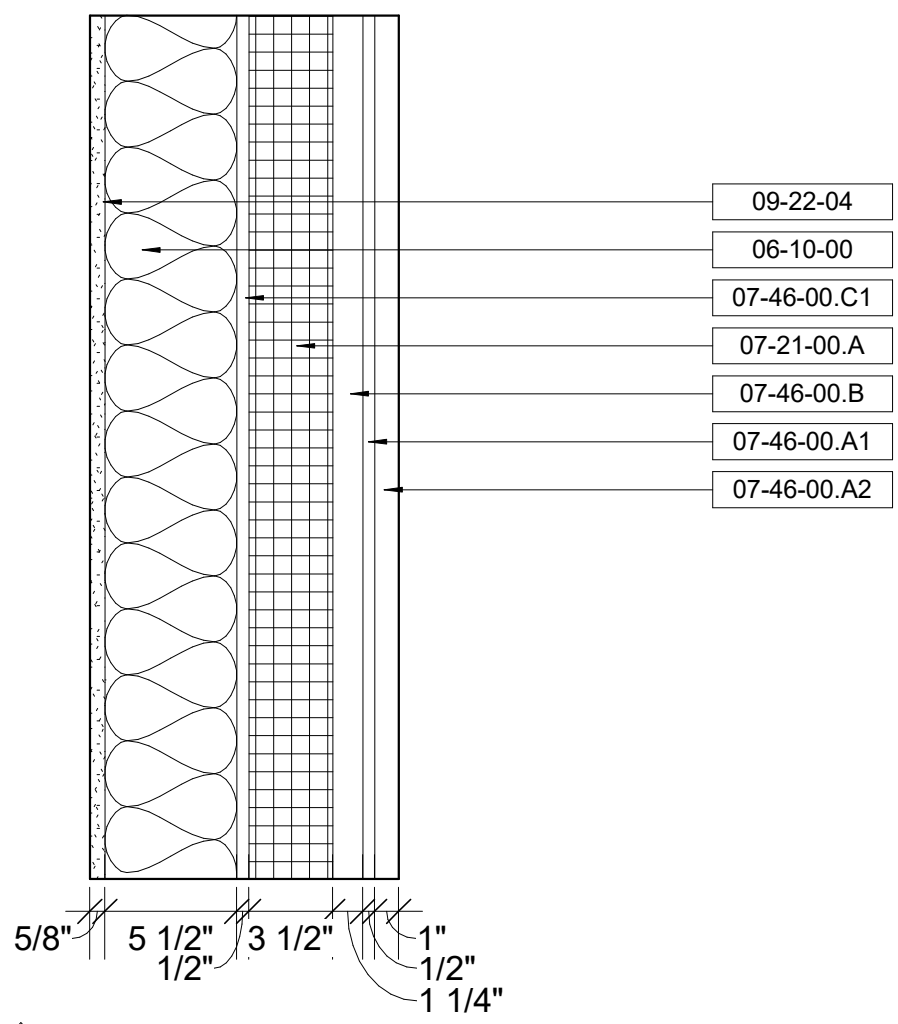
E10



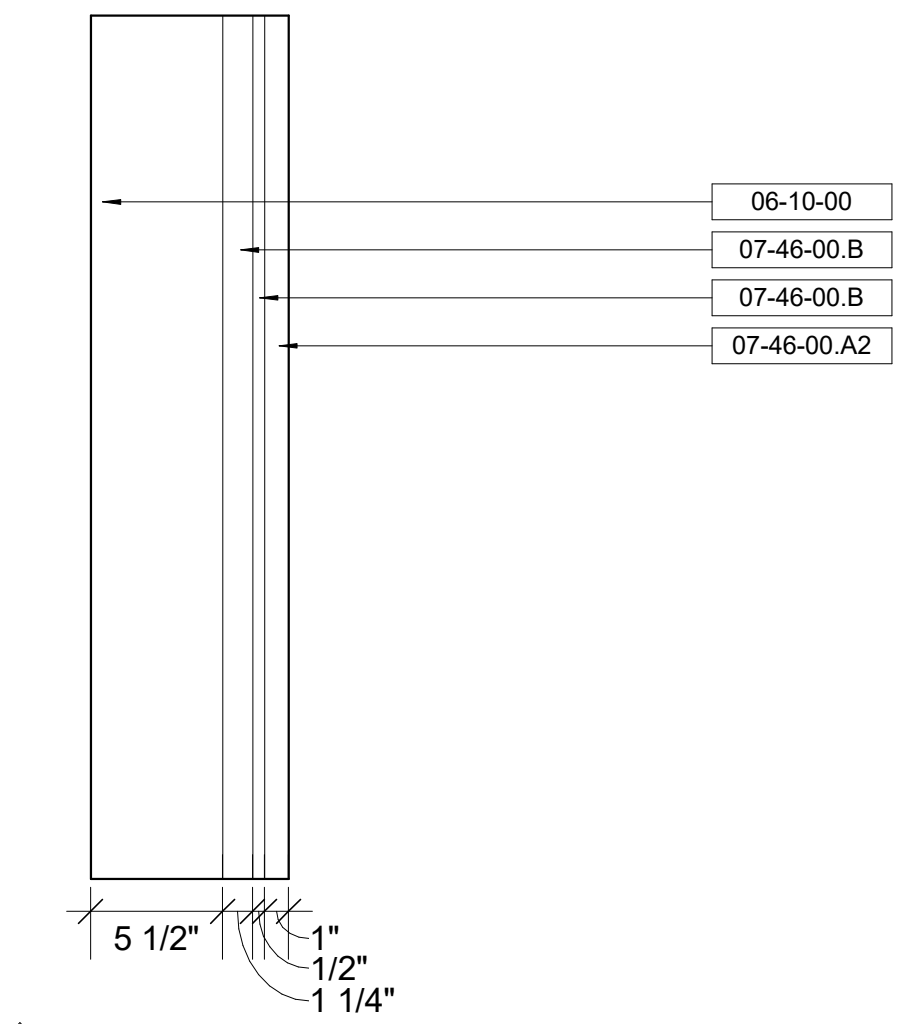
E11



E12

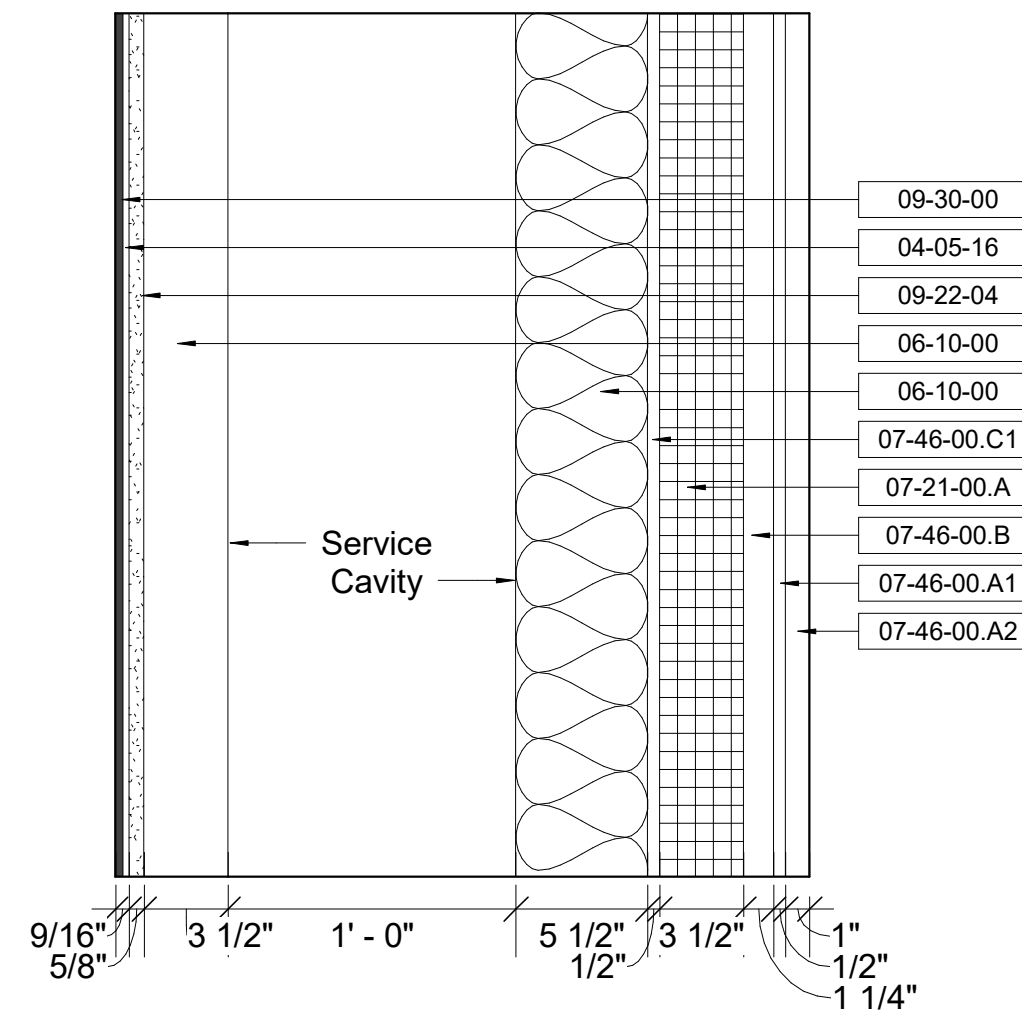


E13

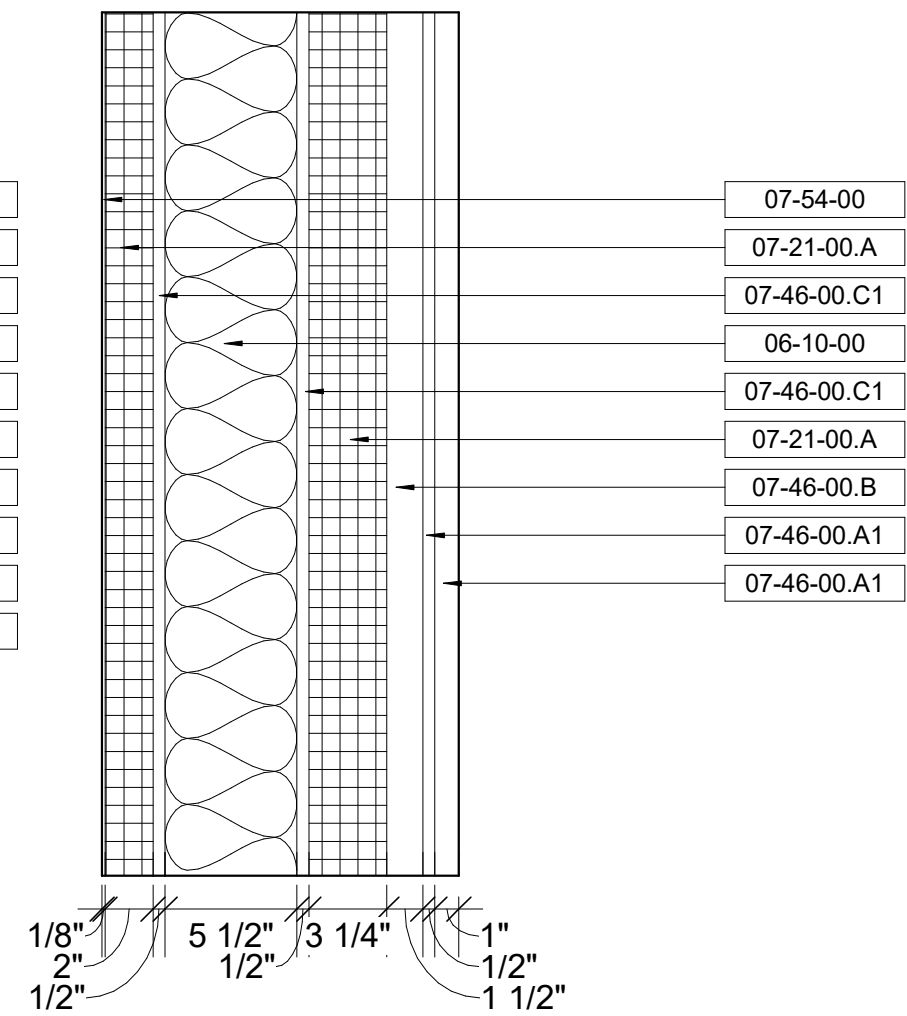


E14

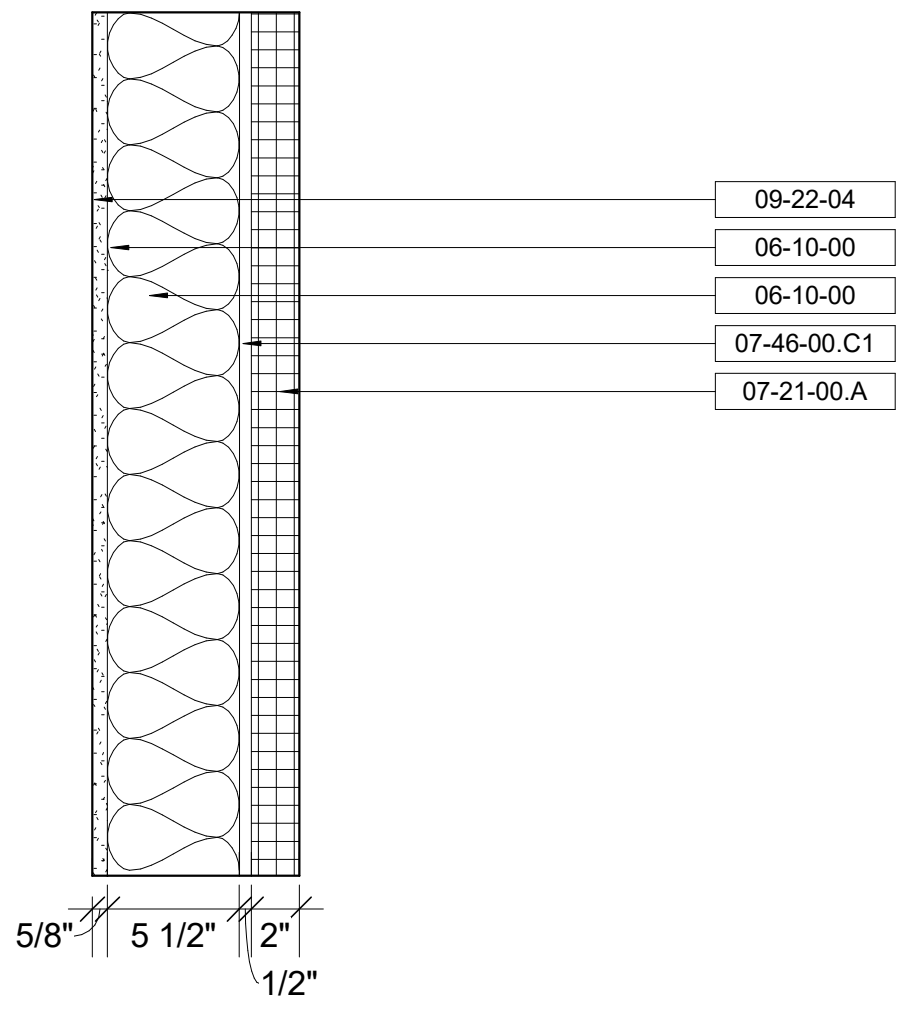
Keynote Legend	
Key Value	Keynote Text
03-30-00	Cast-In-Place Concrete
04-05-16	
06-10-00	Rough Carpentry
07-21-00.A	Mineral Wool Insulation
07-46-00.A	Abodo "Pearl" Board -
1	4x1" Nominal
07-46-00.A	Abodo "Pearl" Board -
2	5x7/8" Actual
07-46-00.A	Abodo "Pearl" Fin - 6x2"
5	Actual
07-46-00.B	Furring Strip - 3 1/2x3/4"
07-46-00.C	Plywood Sheeting -
1	Painted Black - 1/2"
07-54-00	Thermoplastic
	Membrane Roofing
09-22-04	5/8" Gypsum Wall Board
09-30-00	2"x2" Matte Wall Tile



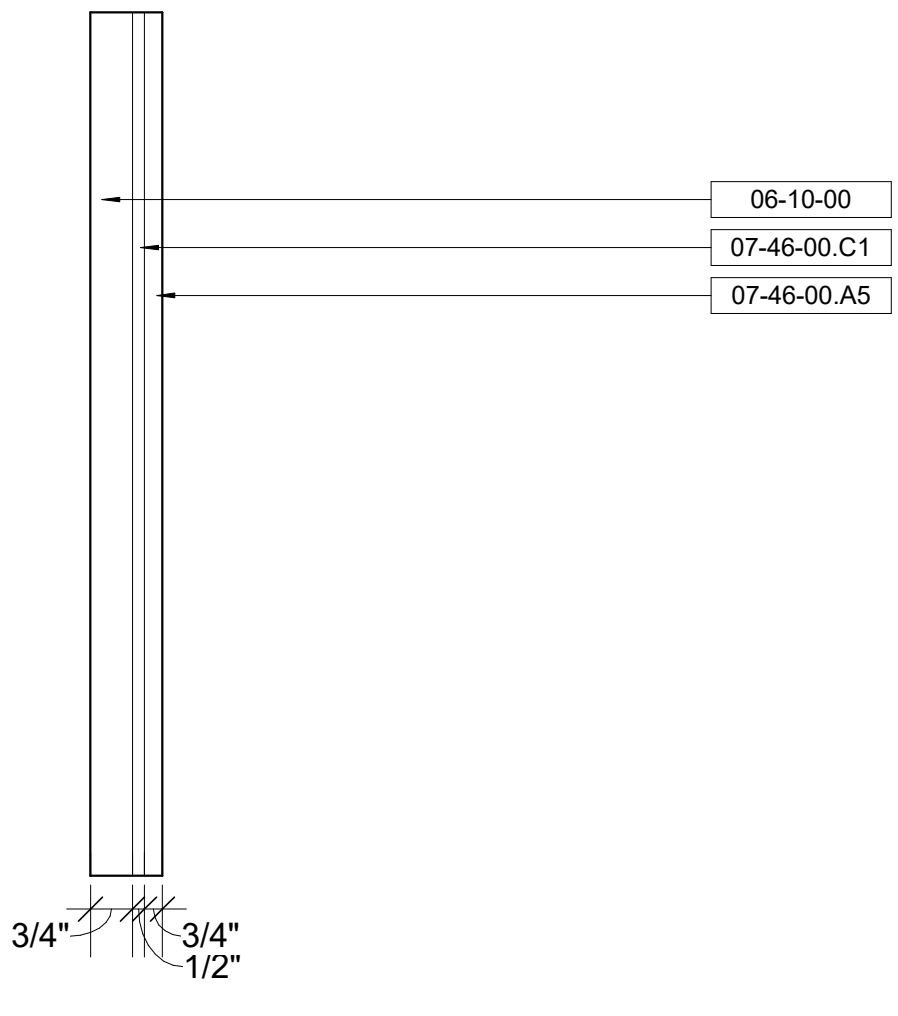
E15



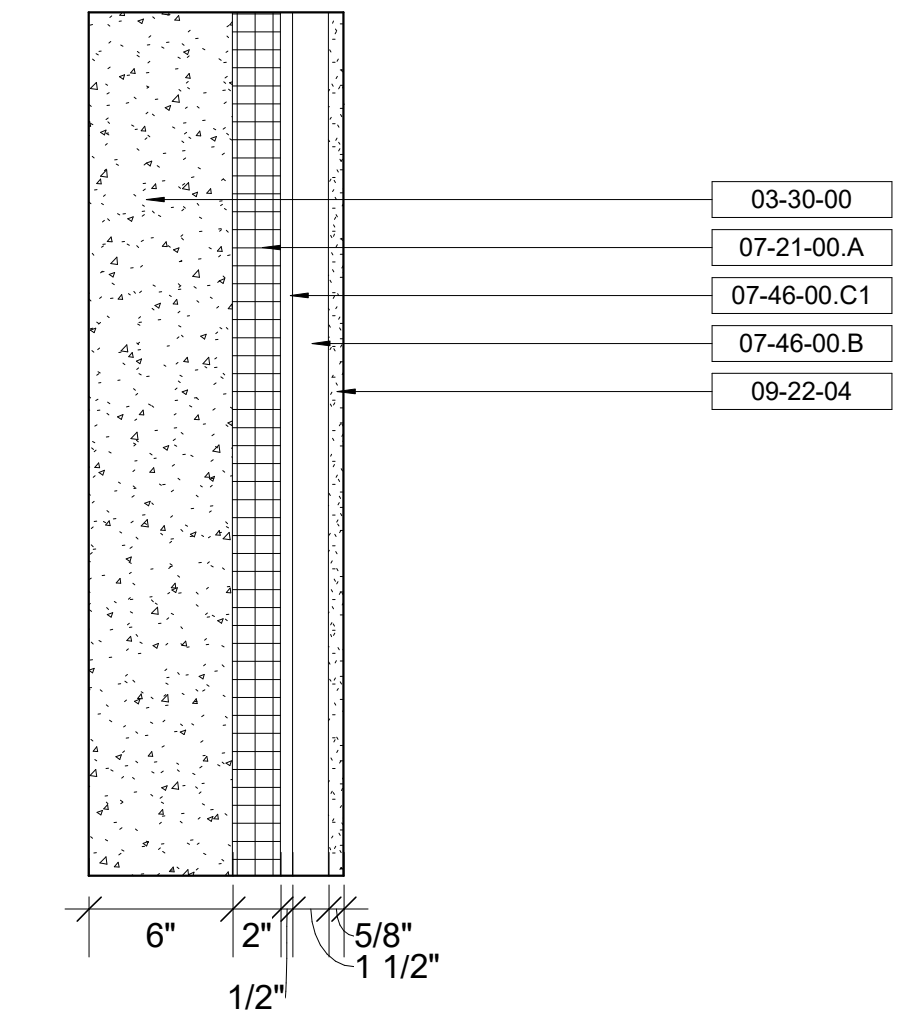
E16



E17



E18



E19

Owner Storm King Art Center 1 Museum Road New Windsor, NY 12553 +1 (845) 534-3115
Design Architect heneghan peng architects 14-16 Lord Edward Street Dublin, D02 YC63 +353 1 633 9000
Executive Architect WXY Architecture + Urban Design 224 Centre Street, 5th Floor New York, NY 10013 +1 (212) 219-1953
Landscape Architect Gustafson Porter + Bowman 1 Cobham Mews London, MW1 9SB +44 020 7284 8950
Reed Hilderbrand LLC 33 Whitney Avenue, 3rd Floor New Haven, CT 06510 +1 (617) 923-2422
Structural & Lighting ARUP 77 Water Street New York, NY 10005 +1 (212) 896-3000
MEPF & IT BuroHappold 100 Broadway #23 New York, NY 10005 +1 (212) 616-0228
Civil VHB 100 Great Oaks Blvd., Suite 118 Albany, NY 12203 +1 (518) 389-3606
AV & Acoustics LSTN Consultants 76 Beaver Street, 2nd Floor New York, NY 10005 +1 (347) 788-0810
Facade Front Inc. 100 E. Broadway Street, #501 New York, NY 10002 +1 (212) 242-2220
Key Plan

Description	Date
50% Design Development	02/24/20
100% Design Development	05/29/20
50% Construction Documents	11/06/20

Project

Storm King Art Center Welcome Pavilions

Seal

NOT FOR CONSTRUCTION
Drawing Title
Exterior Wall Types

Date	11/06/20
Scale	1 1/2" = 1'-0"
Drawing Number	A-W-731
Sheet Size	ARCH D



Owner
Storm King Art Center
1 Museum Road
New Windsor, NY 12553
+1 (845) 534-3115

Design Architect
heneghan peng architects
14-16 Lord Edward Street
Dublin, D02 YC63
+353 1 633 9000

Executive Architect
WXY Architecture + Urban Design
224 Centre Street, 5th Floor
New York, NY 10013
+1 (212) 219-1953

Landscape Architect
Gustafson Porter + Bowman
1 Cobham Mews
London, MW11 9SB
+44 020 7284 8950

Reed Hilderbrand LLC
33 Whitney Avenue, 3rd Floor
New Haven, CT 06510
+1 (617) 923-2422

Structural & Lighting
ARUP
77 Water Street
New York, NY 10005
+1 (212) 896-3000

MEPF & IT
BuroHappold
100 Broadway #23
New York, NY 10005
+1 (212) 616-0228

Civil
VHB
100 Great Oaks Blvd., Suite 118
Albany, NY 12203
+1 (518) 389-3606

AV & Acoustics
LSTN Consultants
76 Beaver Street, 2nd Floor
New York, NY 10005
+1 (347) 788-0810

Facade
Front Inc.
100 E. Broadway Street, #501
New York, NY 10002
+1 (212) 242-2220

Description	Date
100% Design Development	05/29/20
50% Construction Documents	11/06/20

Project

Storm King
Art Center

**Welcome
Pavilions**

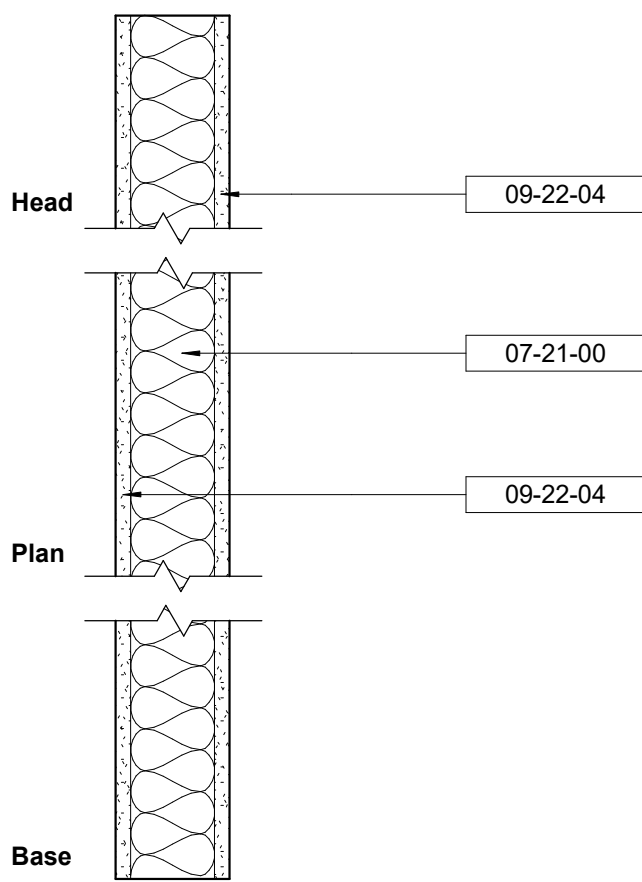
Seal

NOT FOR CONSTRUCTION

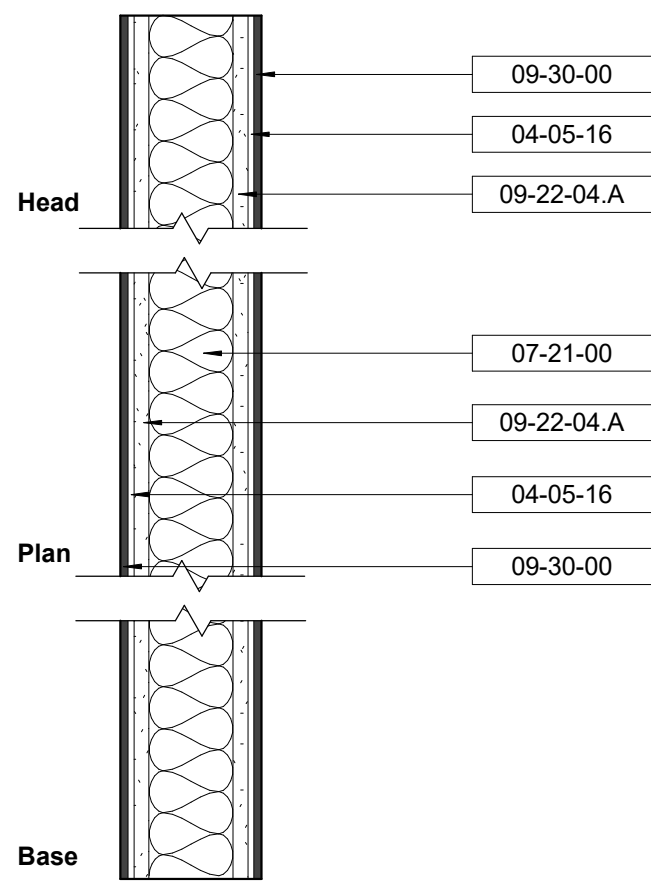
Drawing Title

Exterior Wall Types

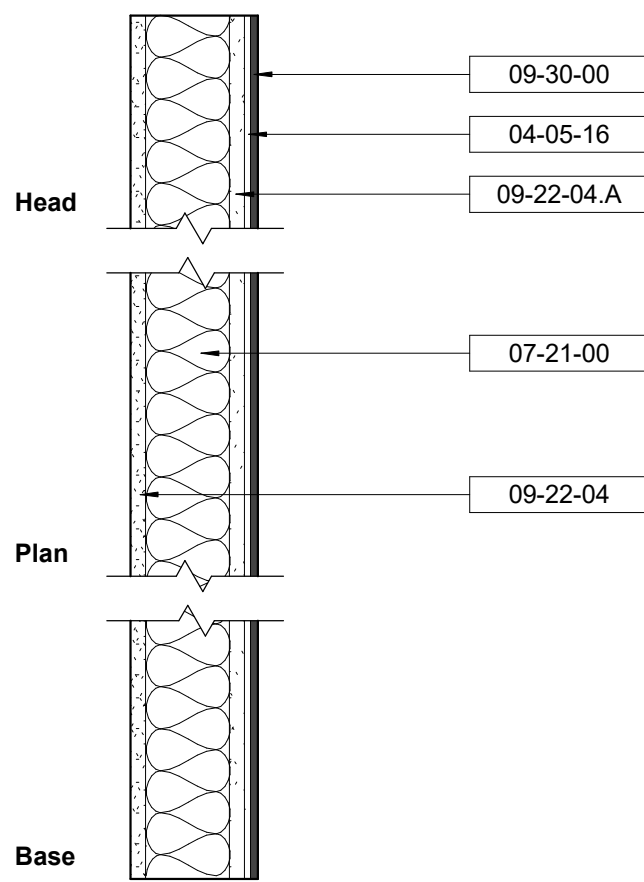
Date	11/06/20
Scale	1 1/2" = 1'-0"
Drawing Number	A-W-732
Sheet Size	ARCH D



P02



P28



P29

Keynote Legend	
Key Value	Keynote Text
04-05-16	
07-21-00	Batt Insulation
09-22-04	5/8" Gypsum Wall Board
09-22-04.A	5/8" Gypsum Wall Board - Wet
09-30-00	2"x2" Matte Wall Tile

Owner Storm King Art Center 1 Museum Road New Windsor, NY 12553 +1 (845) 534-3115
Design Architect heneghan peng architects 14-16 Lord Edward Street Dublin, D02 YC63 +353 1 633 9000
Executive Architect WXY Architecture + Urban Design 224 Centre Street, 5th Floor New York, NY 10013 +1 (212) 219-1953
Landscape Architect Gustafson Porter + Bowman 1 Cobham Mews London, MW1 9SB +44 020 7284 8950
Reed Hilderbrand LLC 33 Whitney Avenue, 3rd Floor New Haven, CT 06510 +1 (617) 923-2422
Structural & Lighting ARUP 77 Water Street New York, NY 10005 +1 (212) 896-3000
MEPF & IT BuroHappold 100 Broadway #23 New York, NY 10005 +1 (212) 616-0228
Civil VHB 100 Great Oaks Blvd., Suite 118 Albany, NY 12203 +1 (518) 389-3606
AV & Acoustics LSTN Consultants 76 Beaver Street, 2nd Floor New York, NY 10005 +1 (347) 788-0810
Facade Front Inc. 100 E. Broadway Street, #501 New York, NY 10002 +1 (212) 242-2220
Key Plan

Description	Date
50% Design Development	02/24/20
100% Design Development	05/29/20
50% Construction Documents	11/06/20

Project

Storm King
Art Center

Welcome
Pavilions

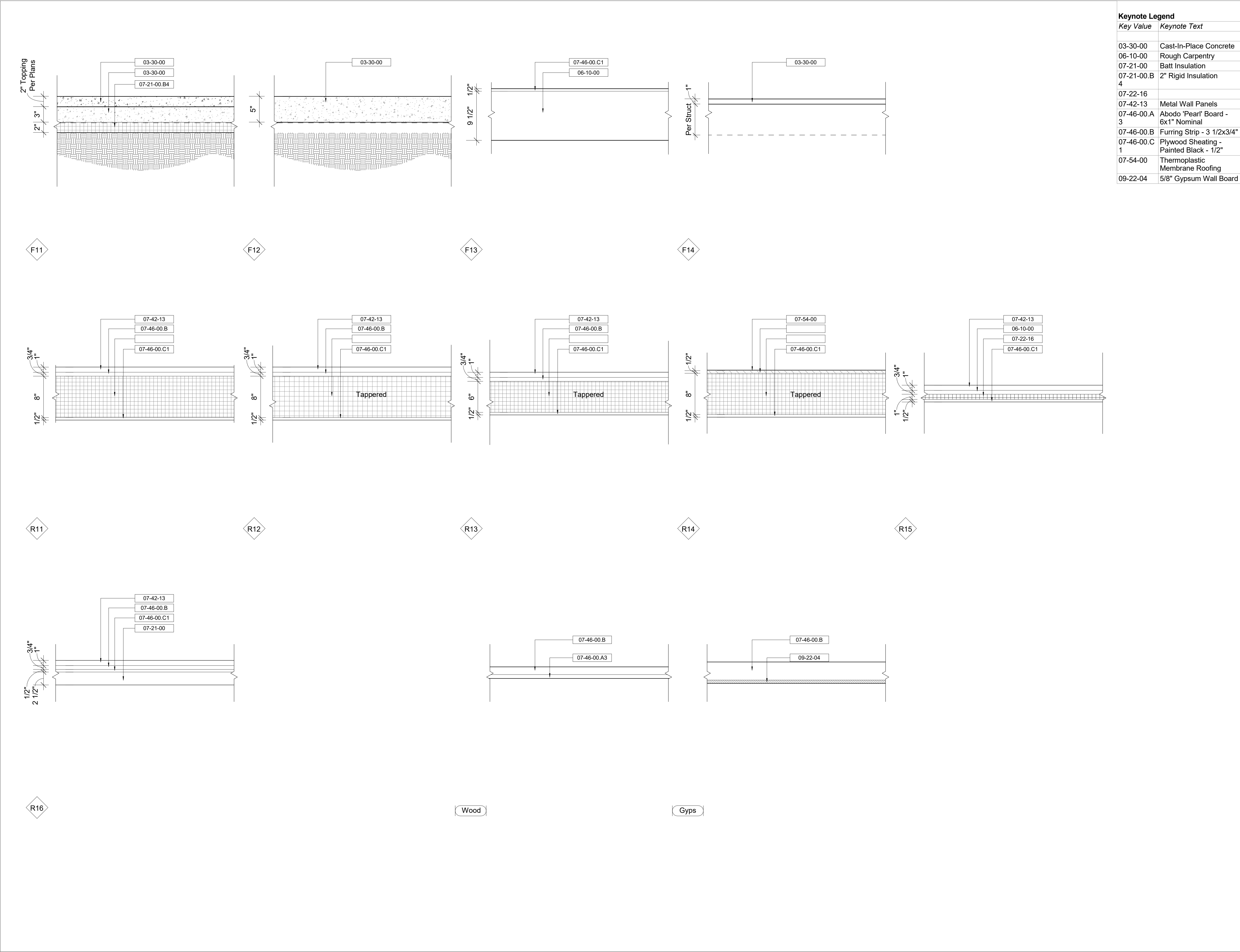
Seal

NOT FOR CONSTRUCTION

Drawing Title

Interior Wall Types

Date	11/06/20
Scale	1 1/2" = 1'-0"
Drawing Number	A-W-741
Sheet Size	ARCH D



Keynote Legend	
Key Value	Keynote Text
03-30-00	Cast-In-Place Concrete
06-10-00	Rough Carpentry
07-21-00	Batt Insulation
07-21-00.B 4	2" Rigid Insulation
07-22-16	
07-42-13	Metal Wall Panels
07-46-00.A 3	Abodo 'Pearl' Board - 6x1" Nominal
07-46-00.B	Furring Strip - 3 1/2x3/4"
07-46-00.C 1	Plywood Sheating - Painted Black - 1/2"
07-54-00	Thermoplastic Membrane Roofing
09-22-04	5/8" Gypsum Wall Board

Owner Storm King Art Center 1 Museum Road New Windsor, NY 12553 +1 (845) 534-3115
Design Architect heneghan peng architects 14-16 Lord Edward Street Dublin, D02 YC63 +353 1 633 9000
Executive Architect WXY Architecture + Urban Design 224 Centre Street, 5th Floor New York, NY 10013 +1 (212) 219-1953
Landscape Architect Gustafson Porter + Bowman 1 Cobham Mews London, MW1 9SB +44 020 7284 8950
Reed Hilderbrand LLC 33 Whitney Avenue, 3rd Floor New Haven, CT 06510 +1 (617) 923-2422
Structural & Lighting ARUP 77 Water Street New York, NY 10005 +1 (212) 896-3000
MEPF & IT BuroHappold 100 Broadway #23 New York, NY 10005 +1 (212) 616-0228
Civil VHB 100 Great Oaks Blvd., Suite 118 Albany, NY 12203 +1 (518) 389-3606
AV & Acoustics LSTN Consultants 76 Beaver Street, 2nd Floor New York, NY 10005 +1 (347) 788-0810
Facade Front Inc. 100 E. Broadway Street, #501 New York, NY 10002 +1 (212) 242-2220
Key Plan

Description	Date
100% Design Development	05/29/20
50% Construction Documents	11/06/20
















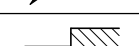







Project
Storm King Art Center
Welcome Pavilions
Seal

NOT FOR CONSTRUCTION

Drawing Title

Floor, Ceiling & Roof Types

</

SYMBOLS	
SYMBOL	DESCRIPTION
[...]	CAMBER
<...>	NUMBER OF STUDS
(...)	TOP ELEVATION OF STRUCTURAL ELEMENT
	STEEL BEAM
	STEEL JOIST
- - - - -	BRACE FRAME
	MOMENT CONNECTION
	CANTILEVER MOMENT CONNECTION
	DRAG CONNECTION
	PLATE CONNECTION
	STIFFENER PLATE CONNECTION
	SPLICE
	COLUMN STARTS ON THIS LEVEL
	COLUMN FINISHES BELOW THIS LEVEL
	COLUMN HANGER
	COLUMN POST
	SLOPED COLUMN STARTS ON THIS LEVEL
	SLOPED COLUMN FINISHES BELOW THIS LEVEL
	SLOPED COLUMN CONTINUES THROUGH THIS LEVEL
	SLAB DROP
	SLAB SLOPE
	CHANGE IN SLAB THICKNESS
	GROUND
	ONE WAY SPANNING SLAB
	TWO WAY SPANNING SLAB
T/SL = X'-XX"	TOP OF SLAB ELEVATION
	WELD TYPE
	CONCRETE WALL (PLAN VIEW)
- - - - -	CONCRETE BEAM (PLAN VIEW)
	SETTING OUT POINT/WORK POINT
LEVEL	LEVEL

ABBREVIATIONS	
ABV.	DESCRIPTION
ALT	ALTERNATE
BET	BETWEEN
BF	BOTH FACES
BLDG	BUILDING
BM	BEAM
BOT	BOTTOM
BPL	BASE PLATE
BS	BOTH SIDES
B/ST	BOTTOM OF STEEL
C	CHANNEL
CANT	CANTILEVER
CJ	CONSTRUCTION JOINT
CJP	COMPLETE JOINT PENETRATION (WELD)
CL	CENTERLINE
CLR	CLEAR
COL	COLUMN
CONC	CONCRETE
CONN	CONNECTION
CONST	CONSTRUCTION
CONT	CONTINUOUS
CPL	COVERPLATE
CTRL JT	CONTROL JOINT
D	DEPTH, DEEP, DECK
DEMO	DEMOLITION
DET	DETAIL
DIA	DIAMETER
DIAG	DIAGONAL
DIM	DIMENSION
DJ	DOWEL JOINT
DL	DEAD LOAD
DO	DITTO
DWG	DRAWING
E	MODULUS OF ELASTICITY
EA	EACH
EF	EACH FACE
EJ	EXPANSION JOINT
EL	ELEVATION
EMB	EMBEDMENT
EQ	EQUAL
EW	EACH WAY
EXIST	EXISTING
EXP	EXPANSION
EXT	EXTERIOR
FF	FAR FACE
FFL	FINISH FLOOR LEVEL
FDN	FOUNDATION
FIN	FINISHED
FL	FLOOR
FS	FAR SIDE
FT	FEET
FTG	FOOTING
FY	YIELD STRESS
GA	GAUGE
GALV	GALVANISED
GR	GRADE
H	AXIAL FORCE, SEE P
HEX	HEXAGON, HEXAGONAL
HORIZ	HORIZONTAL
HP	HIGH POINT
HSB	HIGH-STRENGTH BOLT
HSS	HOLLOW STRUCTURAL SECTION
HT	HEIGHT
ID	INSIDE DIAMETER
IF	INSIDE FACE
IJ	ISOLATION JOINT
IN	INCH
INT	INTERIOR
JT	JOINT
K	KIP = 1000 LBS
KSF	KIPS PER SQUARE FOOT

ABBREVIATIONS	
ABV.	DESCRIPTION
L	LENGTH
LB	POUND
LG	LONG
LIN	LINEAR OR LINEAL
LL	LIVE LOAD
LLH	LONG LEG HORIZONTAL
LLV	LONG LEG VERTICAL
LP	LOW POINT
LSL	LONG SLOTTED (BOLT HOLE)
LT	LIGHT
LW	LIGHT WEIGHT
M	MOMENT FORCE
MD	METAL DECK
MF	MOMENT FRAME
MJ	MOVEMENT JOINT
NF	NEAR FACE
NIC	NOT IN CONTRACT
NO	NUMBER
NOM	NOMINAL
NS	NEAR SIDE
NTS	NOT TO SCALE
NW	NORMAL WEIGHT
OC	ON CENTER
OD	OUTSIDE DIAMETER
OF	OUTSIDE FACE
OH	OPPOSITE HAND
OPNG	OPENING
OPP	OPPOSITE
OVS	OVERSIZE (BOLT HOLE)
P	AXIAL FORCE
PCF	POUNDS PER CUBIC FOOT
PERP	PERPENDICULAR
PL	PLATE
PP	PARTIAL PENETRATION (WELD)
PSF	POUNDS PER SQUARE FOOT
PSI	POUNDS PER SQUARE INCH
PT	POINT
R	RADIUS
REBAR	REINFORCING BAR
REINF	REINFORCE(ING)
REV	REVISION
S	SLAB
SIM	SIMILAR
SL	SLAB
SOG	SLAB ON GRADE
SQ FT	SQUARE FOOT
SQ IN	SQUARE INCH
SS	STAINLESS STEEL
SSL	SHORT SLOTTED (BOLT HOLE)
STD	STANDARD
STIFF	STIFFENER
ST	STEEL
STRUCT	STRUCTURAL
T&B	TOP & BOTTOM
THK	THICK
T/CONC	TOP OF CONCRETE
T/D	TOP OF METAL DECK
TOPG	TOPPING
T/SL	TOP OF SLAB
T/ST	TOP OF STEEL
TS	STRUCTURAL STEEL TUBE
T/WALL	TOP OF WALL
TYP	TYPICAL
UON	UNLESS OTHERWISE NOTED
V	SHEAR FORCE
VERT, V	VERTICAL (FORCE)
VIF	VERIFY IN FIELD
W/	WITH
W/O	WITHOUT
WP	WORK POINT
WWF	WELDED WIRE FABRIC
XS	EXTRA STRONG (PIPE)
XXS	DOUBLE EXTRA STRONG (PIPE)

Owner
Storm King Art Center
1 Museum Road
New Windsor, NY 12553
+1 (845) 534-3115

Design Architect
heneghan peng architects
14-16 Lord Edward Street
Dublin, D02 YC63
+353 1 633 9000

Executive Architect
WXY Architecture + Urban Design
224 Centre Street, 5th Floor
New York, NY 10013
+1 (212) 219-1953

Landscape Architect
Gustafson Porter + Bowman
1 Cobham Mews
London, MW1 9SB
+44 020 7284 8950

Reed Hilderbrand LLC
33 Whitney Avenue, 3rd Floor
New Haven, CT 06510
+1 (617) 923-2422

Structural & Lighting
ARUP
77 Water Street
New York, NY 10005
+1 (212) 896-3000

MEPF & IT
BuroHappold
100 Broadway #23
New York, NY 10005
+1 (212) 616-0228

Civil
VHB
100 Great Oaks Blvd., Suite 118
Albany, NY 12203
+1 (518) 389-3606

AV & Acoustics
LSTN Consultants
76 Beaver Street, 2nd Floor
New York, NY 10005
+1 (347) 788-0810

Facade
Front Inc.
100 E. Broadway Street, #501
New York, NY 10002
+1 (212) 242-2220

Key Plan

Description	Date
50% Design Development	02/24/20
100% Design Development	05/29/20
50% Construction Documents	11/06/20

Project

Storm King Art Center

Welcome Pavilions

Seal

NOT FOR CONSTRUCTION
Drawing Title
Structural Symbols and Abbreviations

Date	11/06/20
Scale	12" = 1'-0"
Drawing Number	S-W-001
Sheet Size	ARCH D

GENERAL NOTES

1. ALL CONSTRUCTION SHALL BE IN ACCORDANCE WITH THE FOLLOWING:

A. PROJECT GOVERNING CODE(S) AND STANDARDS.

B. DRAWINGS.

C. SPECIFICATIONS.
2. THE STRUCTURAL DRAWINGS ARE INTENDED TO WORK WITH AND BE COMPLEMENTARY TO THE PROJECT SPECIFICATIONS. REFER TO THE SPECIFICATIONS FOR ADDITIONAL REQUIREMENTS.
3. IN THE EVENT THAT CERTAIN DETAILS OF THE CONSTRUCTION ARE NOT FULLY SHOWN OR NOTED ON DRAWINGS, THEIR CONSTRUCTION SHALL BE OF THE SAME TYPE AS FOR SIMILAR CONDITIONS THAT ARE SHOWN OR NOTED, SUBJECT TO THE STRUCTURAL ENGINEER'S APPROVAL.
4. THE CONTRACTOR SHALL VERIFY ALL EXISTING CONDITIONS AND DIMENSIONS BEFORE COMMENCING WITH THE WORK AND NOTIFY THE ARCHITECT AND ENGINEER OF ANY DISCREPANCIES WITH THE INFORMATION SHOWN ON THE DRAWINGS.
5. THE CONTRACTOR SHALL USE STRUCTURAL DRAWINGS IN CONJUNCTION WITH ARCHITECTURAL, MECHANICAL, ELECTRICAL, PLUMBING, FIRE PROTECTION AND ALL OTHER RELEVANT CONSULTANT DRAWINGS.
6. SEE ARCHITECTURAL DRAWINGS FOR THE FOLLOWING:

A. SIZE AND LOCATION OF ALL DOOR AND WINDOW OPENINGS, EXCEPT AS NOTED.

B. SIZE AND LOCATION OF ALL INTERIOR AND EXTERIOR NON-BEARING PARTITIONS, FAÇADE, LOUVERS ETC., EXCEPT AS NOTED.

C. SIZE AND LOCATION OF ALL CONCRETE CURBS, FLOOR DRAINS, SLOPES, DEPRESSED AREAS, CHANGE IN LEVEL, CHAMFERS, GROOVES, INSERTS, ETC., EXCEPT AS SHOWN.

D. SIZE AND LOCATION OF ALL FLOOR AND ROOF OPENINGS EXCEPT AS SHOWN.

E. FLOOR AND ROOF FINISHES.

F. EDGE OF SLAB LOCATIONS AROUND THE PERIMETER AND AT INTERIOR OPENINGS, EXCEPT AS SHOWN.

G. DIMENSIONS NOT SHOWN ON THE STRUCTURAL DRAWINGS.

H. STAIRS EXCEPT AS SHOWN.

I. FIREPROOFING.

J. WATERPROOFING.

K. MISCELLANEOUS STEEL REQUIRED FOR SUPPORT OF ARCHITECTURAL ELEMENTS.
7. SEE MECHANICAL, ELECTRICAL AND PLUMBING DRAWINGS FOR THE FOLLOWING:

A. PIPE RUNS, SLEEVES, HANGERS, TRENCHES EXCEPT AS SHOWN OR NOTED.

B. ELECTRICAL CONDUIT RUNS, BOXES, OUTLETS IN WALLS AND SLABS, CONDUITS SHALL NOT BE CAST IN CONCRETE MEMBERS UNLESS SPECIFICALLY INDICATED ON THE STRUCTURAL DRAWINGS.

C. CONCRETE INSERTS FOR ELECTRICAL, MECHANICAL, OR PLUMBING FIXTURES.

D. SIZE AND LOCATION OF EQUIPMENT PADS AND EQUIPMENT ANCHORAGE EXCEPT AS SHOWN OR NOTED.

E. ALL LIGHTNING PROTECTION AND/OR GROUND/EARTHING REQUIREMENTS INCLUDING ANY ASSOCIATED ITEMS EMBEDDED IN OR ATTACHED TO STRUCTURE.

F. VERIFY AND COORDINATE ALL OPENINGS, EQUIPMENT PADS, SLEEVES AND INSERTS WITH REVIEWED SUBMITTALS, AND NOTIFY THE STRUCTURAL ENGINEER USING HIGHLIGHTED DRAWINGS PRODUCED TO SCALE WHERE THESE DEVIATE IN SIZE OR LOCATION FROM THE STRUCTURAL DRAWINGS.
8. OPENINGS, POCKETS, ETC., LARGER THAN 6" SHALL NOT BE PLACED IN CONCRETE SLABS, DECKS, WALLS, UNLESS SPECIFICALLY DETAILED ON THE STRUCTURAL DRAWINGS. NOTIFY THE STRUCTURAL ENGINEER WHEN DRAWINGS BY OTHERS SHOW OPENINGS, POCKETS, ETC., LARGER THAN 6" WHICH ARE NOT SHOWN ON THE STRUCTURAL DRAWINGS BUT WHICH ARE LOCATED IN STRUCTURAL MEMBERS.
9. DEPRESSIONS IN SLABS SHALL NOT BE PLACED UNLESS SPECIFICALLY SHOWN ON THE STRUCTURAL DRAWINGS. NOTIFY THE STRUCTURAL ENGINEER WHEN DRAWINGS BY OTHERS SHOW DEPRESSIONS WHICH ARE NOT SHOWN ON THE STRUCTURAL DRAWINGS BUT WHICH ARE LOCATED IN STRUCTURAL SLABS.
10. THE INFORMATION SHOWN FOR NON-STRUCTURAL ELEMENTS/FINISHES IS GIVEN FOR REFERENCE ONLY, THE CONTRACTOR SHALL REFER TO ARCHITECTURAL DRAWINGS FOR THIS INFORMATION.
11. SCALES NOTED ON STRUCTURAL DRAWINGS ARE FOR REFERENCE ONLY. NO DIMENSIONAL INFORMATION SHALL BE OBTAINED BY SCALING FROM THE DRAWINGS. THE CONTRACTOR SHALL VERIFY DIMENSIONS NOT NOTED WITH THE ARCHITECT PRIOR TO PROCEEDING WITH WORK.
12. CLADDING/FAÇADE/STAIR CONNECTIONS TO THE STRUCTURE SHALL NOT INTRODUCE TORSION AND UNACCEPTABLE LOAD ECCENTRICITIES TO STRUCTURAL MEMBERS. SUCH CONDITIONS SHOULD BE BROUGHT TO THE ATTENTION OF THE STRUCTURAL ENGINEER WHO MAY REQUIRE ADDITIONAL BRACING TO BE PROVIDED BY THE CLADDING/FAÇADE CONTRACTOR AT NO ADDITIONAL COST TO THE CONTRACT.

CODES AND STANDARDS

1. WHERE CODES AND STANDARDS ARE REFERENCED IN THE CONTRACT DOCUMENTS, THEY SHALL BE THE LATEST EDITIONS, UNLESS NOTED OTHERWISE.
2. ALL WORK SHALL CONFORM TO THE REQUIREMENTS OF 2015 INTERNATIONAL BUILDING CODE (IBC) INCLUDING REFERENCE STANDARDS, ADDENDA AND APPENDICES WITH 2017 NEW YORK STATE UNIFORM CODE SUPPLEMENT.
3. IN ADDITION, THE FOLLOWING CODES, STANDARDS AND SPECIFICATIONS SHALL APPLY WHERE MORE STRINGENT AND AS MODIFIED BY THE BUILDING CODE:

A. ACI 318-11: BUILDING CODE REQUIREMENTS FOR STRUCTURAL CONCRETE AND COMMENTARY.

B. AISC: STEEL CONSTRUCTION MANUAL, 14TH EDITION.

C. AISC 303-10: CODE OF STANDARD PRACTICE FOR STRUCTURAL STEEL BUILDINGS AND BRIDGE

D. ANSIAISC 360-10: SPECIFICATIONS FOR STRUCTURAL STEEL BUILDINGS.

E. ASCE 7-10: MINIMUM DESIGN LOADS FOR BUILDINGS AND OTHER STRUCTURES.

F. AWS D1.1/D1.1M:2010: STRUCTURAL WELDING CODE-STEEL.
4. THE ASTM STANDARDS REFERRED TO IN THE DRAWINGS AND SPECIFICATIONS AND USED IN DESIGN ARE THOSE INCLUDED AS REFERENCED STANDARDS TO THE PROJECT GOVERNING CODE(S). WHERE AN ASTM STANDARD HAS SUBSEQUENTLY BEEN REVISED, CONSTRUCTION SHALL COMPLY WITH BOTH THE LATEST EDITION OF THAT STANDARD AND THE EDITION OF THAT STANDARD REFERENCED IN DESIGN. WHERE IT IS NOT POSSIBLE TO SATISFY THE REQUIREMENTS OF BOTH EDITIONS OF THE STANDARDS DUE TO A CONFLICT BETWEEN THEM, NOTIFY THE ARCHITECT AND ENGINEER BEFORE PROCEEDING.

TEMPORARY WORK

1. ALL TEMPORARY WORK SHALL BE DESIGNED, INSTALLED AND CARRIED OUT BY THE CONTRACTOR IN ACCORDANCE WITH THE REQUIREMENTS OF THE PROJECT GOVERNING CODE(S).
2. THE DRAWINGS INDICATE THE COMPLETED STRUCTURE. THE CONTRACTOR IS FULLY RESPONSIBLE FOR ALL TEMPORARY MEASURES NECESSARY FOR ERECTION.
3. IT IS THE RESPONSIBILITY OF THE CONTRACTOR TO PROVIDE PROPER SHORING AND BRACING WHEREVER NECESSARY. ALL TEMPORARY SHORING/BRACING SHALL BE DESIGNED BY A CIVIL AND/OR STRUCTURAL ENGINEER REGISTERED IN NEW YORK STATE.
4. THE CONTRACTOR IS RESPONSIBLE FOR SUBMITTING THE SHORING DRAWINGS AND CALCULATIONS TO THE AUTHORITY HAVING JURISDICTION AS REQUIRED.
5. CONSTRUCTION LOADS SHALL NOT EXCEED THE DESIGN LIVE LOADS PER SQUARE FOOT AS SHOWN ON THE DRAWINGS. PROVIDE SHORING AND/OR BRACING WHERE THE STRUCTURE HAS NOT ATTAINED ITS DESIGN STRENGTH.

DESIGN BASIS

1. SUPERIMPOSED DEAD LOADS: REFER TO LOADING DIAGRAMS.
2. LIVE LOADS: REFER TO LOADING DIAGRAMS.
3. WIND LOADS:

PARAMETER	VALUE
BASIC WIND SPEED, V	115 MPH
WIND IMPORTANCE FACTOR, I	1.00
WIND EXPOSURE CATEGORY	B
OCCUPANCY CATEGORY	II
GUST FACTOR, G = 0.85	0.85
DIRECTIONALITY FACTOR, Kd = 0.85	0.85

4. SNOW LOADS:

PARAMETER	VALUE
GROUND SNOW LOAD	30 PSF
SNOW IMPORTANCE FACTOR, I	1.00
SNOW EXPOSURE CATEGORY	B
THERMAL FACTOR	0.9
UNBALACED DRIFT PER CODE	

5. SEISMIC LOADS:

PARAMETER	VALUE
SEISMIC IMPORTANCE FACTOR, I	1.00
SITE CLASS	D
Sms	0.360g
Sm1	0.164g
Sds	0.240g
Sd1	0.109g
OCCUPANCY CATEGORY	II
SEISMIC DESIGN CATEGORY	B
SEISMIC FORCE-RESISTING SYSTEM	CONCENTRIC BRACED FRAME
RESPONSE MODIFICATION COEFFICIENT, R	3.25
SEISMIC RESPONSE COEFFICIENT, Cs	
DESIGN BASE SHEAR, V	470KIP
SYSTEM OVERSTRENGTH FACTOR, Q0	
DEFLECTION AMPLIFICATION FACTOR, Cd	
ANALYSIS PROCEDURE	EQUIVALENT LATERAL FORCE

FOUNDATIONS

1. THE FOUNDATION DESIGN IS BASED ON THE GEOTECHNICAL REPORT BY TECTONIC ENGINEERING & SURVEYING CONSULTANTS P.C. DATED JANUARY 3. 2020.
2. THE FOLLOWING PARAMETERS WERE USED IN THE DESIGN OF FOUNDATIONS:

PARAMETER	VALUE
BEARING PRESSURE, B/FTG < 4'-0" FROM EX GRADE	4000 PSF
BEARING PRESSURE, B/FTG > 4'-0" FROM EX GRADE	6000 PSF
BEARING PRESSURE, POND PAVILION	2000 PSF
SUBGRADE MODULUS	125 PCI
3. REFER TO THE GEOTECHNICAL REPORT FOR INFORMATION ON GENERAL SUBSURFACE PROFILES, SOIL PROPERTIES, EXISTING SITE FEATURES AND ALL OTHER CONDITIONS AFFECTING FOUNDATION INSTALLATION.
4. REFER TO THE GEOTECHNICAL REPORT FOR INFORMATION ON SUBGRADE PREPARATION FOR SLAB-ON-GRADE CONSTRUCTION.
5. REFER TO THE GEOTECHNICAL REPORT FOR REQUIREMENTS FOR EXCAVATIONS, GRADING, COMPACTION AND BACKFILLING BEHIND WALLS RETAINING EARTH.
6. BACKFILLING AGAINST RETAINING/BASEMENT WALLS WHERE THERE IS GRADE ON BOTH SIDES OF THE WALL SHALL BE CARRIED OUT IN SUCH A MANNER THAT THE DIFFERENCE IN SOIL LEVEL IS NEVER MORE THAN 3.0 FEET DO NOT PLACE BACKFILL BEHIND WALLS RETAINING EARTH BEFORE CONCRETE HAS ATTAINED FULL DESIGN STRENGTH UNLESS TEMPORARY BRACING IS PROVIDED.
7. BACKFILL SHALL NOT BE PLACED AGAINST WALLS RETAINING EARTH (OTHER THAN CANTILEVER WALLS) UNTIL THE ATTACHING FLOORS/SLABS (AT TOP AND BOTTOM OF THE WALL) ARE COMPLETELY IN PLACE AND HAVE ATTAINED FULL DESIGN STRENGTH.
8. NEW FOOTINGS WHICH ARE LOCATED IMMEDIATELY ADJACENT TO EXISTING FOOTINGS SHALL BE FOUNDED AT THE SAME ELEVATION AS THE EXISTING FOOTINGS UNLESS NOTED OTHERWISE. EXISTING ADJACENT FOOTINGS SHALL NOT BE UNDERMINED BY EXCAVATION OR NEW CONSTRUCTION.
9. WATER SHALL NOT BE ALLOWED TO STAND IN TRENCHES BEFORE OR AFTER CONCRETE IS PLACED. IF TRENCHES BECOME SOFTENED DUE TO RAIN OR OTHER WATER BEFORE THE FOOTINGS ARE CAST, THE GEOTECHNICAL ENGINEER SHALL REVIEW THE CONDITIONS AND PROVIDE THE NECESSARY MITIGATION REQUIREMENTS TO THE CONTRACTOR.
10. ALL EXCAVATIONS, COMPACTIONS AND BACKFILLING SHALL BE INSPECTED AND APPROVED BY THE GEOTECHNICAL ENGINEER BEFORE PLACEMENT OF CONCRETE.
11. REFER TO PLUMBING AND/OR CIVIL DRAWINGS FOR UNDER-FLOOR AND PERIMETER WALL DRAINAGE SYSTEMS AND SPECIAL GRANULAR FILL MATERIALS FOR SUCH DRAINAGE.

SUBMITTALS

1. CONTRACTOR SHALL SUBMIT SHOP DRAWINGS AND CALCULATIONS AS BOTH SIGNED AND STAMPED BY A PROFESSIONAL ENGINEER AS REQUIRED BY THE SPECIFICATIONS, FOR ENGINEER'S APPROVAL.
2. ONLY SHOP DRAWINGS MARKED "NO EXCEPTIONS TAKEN", "REVISE AS NOTED" OR "SEE COMMENTS NOTED" MAY BE USED BY CONTRACTOR IN THE WORK. SHOP DRAWINGS MARKED "REJECTED" OR "RESUBMIT FOR REVIEW" SHALL BE CORRECTED AND COMPLETED AS REQUIRED AND RESUBMITTED TO THE ARCHITECT BEFORE THEY ARE USED IN THE WORK.
3. CONTRACTOR SHALL PREPARE AND MAINTAIN A SCHEDULE OF ALL SUBMITTALS INCLUDING INTENDED DATES OF SUBMISSION AND NUMBER OF DRAWINGS TO BE SUBMITTED EACH WEEK.
4. THE CONTRACTOR SHALL BE AWARE THAT SUBMITTALS WILL BE REVIEWED IN THE ORDER IN WHICH THEY ARE RECEIVED. THE CONTRACTOR SHALL PLAN ACCORDINGLY.
5. SUBMIT ALL ITEMS IN ACCORDANCE WITH THE SPECIFICATIONS. THE ENGINEER RESERVES THE RIGHT TO NOT REVIEW ANY OTHER ITEMS.

CONCRETE

1. STRUCTURAL CONCRETE STRENGTHS AND TYPES USED IN THIS PROJECT SHALL BE AS FOLLOWS:

LOCATION IN STRUCTURE	f'c	DENSITY
SLAB ON GRADE	4000 PSI	150 PCF
LIGHTWEIGHT CONCRETE FILL ON METAL DECK (INCLUDING CURBS, EQUIPMENT PADS, ETC. ON METAL DECK SLABS)	4000 PSI	115 PCF
FOUNDATIONS (FOOTINGS, PILE CAPS, GRADE BEAMS)	4000 PSI	150 PCF
WALLS	4000 PSI	150 PCF
FORMED SLABS, COLUMNS AND BEAMS (INCLUDING CURBS, EQUIPMENT PADS, ETC. ON FORMED SLABS)	4000 PSI	150 PCF
ALL OTHER CONCRETE	4000 PSI	150 PCF

f'c IS THE 28-DAY COMPRESSIVE STRENGTH AS DEFINED IN ACI 318.

2. ALL CONCRETE MIXES SHALL COMPLY WITH THE REQUIREMENTS OF THE PROJECT GOVERNING CODE(S). MIX DESIGNS FOR EACH TYPE AND STRENGTH SHALL BE PREPARED BY CONTRACTOR ADN TESTED BY AN INDEPENDENT TESTING LABORATORY. THE MIX DESIGNS SHALL THEN BE SUBMITTED TO THE ENGINEER FOR REVIEW.
3. NORMAL WEIGHT AGGREGATE SHALL CONFORM TO THE REQUIREMENTS OF ASTM C33. LIGHTWEIGHT AGGREGATE SHALL CONFORM TO THE REQUIREMENTS OF ASTM C330 AND ASTM C157.
4. ALL CONSTRUCTION JOINTS SHALL BE CONSTRUCTED IN ACCORDANCE WITH THE TYPICAL CONSTRUCTION JOINT DETAILS SHOWN ON THE STRUCTURAL AND ARCHITECTURAL DRAWINGS.
5. CLEAN AND ROUGHEN TO 1/4" AMPLITUDE ALL CONCRETE CONSTRUCTION JOINT SURFACES AGAINST WHICH CONCRETE IS TO BE PLACED. ALL CONSTRUCTION JOINTS SHALL BE WETTED AND STANDING WATER SHALL BE REMOVED IMMEDIATELY BEFORE NEW CONCRETE IS PLACED. PROVIDE CLASS "B" SPLICE AT ALL REINFORCEMENT CROSSING CONSTRUCTION JOINTS, TYPICAL UNLESS NOTED OTHERWISE.
6. CONTRACTOR SHALL COORDINATE AND INSTALL ALL REQUIRED EMBEDDED ITEMS, SLEEVES, POCKETS, ETC. PRIOR TO CONCRETE PLACEMENT. PROVIDE SLEEVES FOR PLUMBING AND ELECTRICAL OPENINGS IN CONCRETE WALLS/SLABS BEFORE PLACING CONCRETE. DO NOT CUT ANY REINFORCING WHICH MAY CONFLICT. PIPES AND/OR CONDUITS SHALL NOT PASS THROUGH COLUMNS AND BEAMS UNLESS SPECIFICALLY DETAILED ON THE STRUCTURAL DRAWINGS.
7. CORING OF CONCRETE AFTER PLACEMENT IS NOT PERMITTED.
8. THE PROJECTING CORNERS OF COLUMNS, BEAMS, WALLS, ETC. SHALL BE FORMED WITH 3/4" CHAMFER, UNLESS NOTED OTHERWISE ON ARCHITECTURAL DRAWINGS.
9. THE CONTRACTOR SHALL NOTIFY THE TESTING AGENCY AND OWNER 48 HOURS BEFORE POURING OF CONCRETE FOR INSPECTION OF REINFORCEMENT LAYOUT. NO CONCRETE SHALL BE POURED UNLESS ALL REINFORCEMENT AND INSTALLATIONS HAVE BEEN INSPECTED AND APPROVED BY THE TESTING AGENCY.
10. LOCATION OF CONSTRUCTION JOINTS SHALL BE AS INDICATED ON STRUCTURAL DRAWINGS.
11. CONCRETE CAST ON SLOPED SURFACES SHALL BEGIN AT THE LOWEST ELEVATION AND CONTINUE MONOLITHICALLY TOWARD THE HIGHER ELEVATION UNTIL THE INTENDED CAST IS COMPLETED.
12. NO ALUMINUM SHALL BE CAST IN CONCRETE.
13. REFER TO ARCHITECTURAL DRAWINGS FOR FINISHING OF ALL EXPOSED CONCRETE SURFACES.
14. REINFORCING BARS SHALL CONFORM TO THE REQUIREMENTS OF ASTM A615, GRADE 60. REINFORCING BARS WHICH ARE TO BE WELDED SHALL CONFORM TO APPLICABLE ASTM AND AWS SPECIFICATIONS.
15. WELDED WIRE FABRIC SHALL CONFORM TO ASTM A185. USE ONLY FLAT SHEETS. MINIMUM LAP OF WELDED WIRE REINFORCEMENT SHALL BE 6" OR ONE FULL MESH PLUS 2", WHICHEVER IS GREATER.
16. PROVIDE DEVELOPMENT AND SPLICES OF REINFORCEMENT ACCORDING TO THE TYPICAL DETAILS TABLE. LAP SPLICES SHALL BE SECURELY TIED AT ALL SIDE AND END LAPS.
17. REINFORCING BARS MARKED AS "CONTINUOUS" SHALL BE TENSION SPLICED, UNLESS OTHERWISE SHOWN ON DRAWINGS.
18. REINFORCING BAR SPLICES SHALL BE MADE ONLY WHERE INDICATED ON THE DRAWINGS. WHERE SPLICE LOCATIONS ARE NOT SHOWN ON THE DRAWINGS, THE CONTRACTOR SHALL SHOW THEIR PROPOSED SPLICE LOCATIONS ON THE SHOP DRAWINGS.
19. ALL BARS AT NON-CONTINUOUS ENDS SHALL HAVE A STANDARD HOOK.
20. WELDING OF REINFORCING STEEL BARS SHALL BE IN ACCORDANCE WITH AWS D1.4. WELD REINFORCING BARS ONLY WHERE INDICATED ON THE DRAWINGS. TACK WELDING OR WELDING OF BARS TO PLATES, TEMPLATES, ETC. IS PROHIBITED, UNLESS SPECIFICALLY SHOWN ON THE STRUCTURAL DRAWINGS.
21. DOWELS CONNECTING WALLS OR COLUMNS TO FOUNDATIONS SHALL BE THE SAME GRADE, SIZE AND SPACING AS THE VERTICAL REINFORCING BARS IN THE WALLS OR COLUMNS, UNLESS NOTED OTHERWISE.
22. ALL DOWELS SHALL BE FULLY DEVELOPED IN TENSION UNLESS NOTED OTHERWISE.
23. BARS SHALL NOT BE BENT OR TWISTED IN THE FIELD, UNLESS SPECIFICALLY DETAILED ON THE STRUCTURAL DRAWINGS.
24. ALL REINFORCING BARS, INSERTS, EMBEDS ETC. SHALL BE SECURELY HELD IN PLACE TO MAINTAIN THEIR POSITIONS WHILE CONCRETE IS POURED. PROVIDE SUITABLE CHAIRS, TIES, SPACERS, ADDITIONAL BARS AND STIRRUPS AS REQUIRED.

Owner
Storm King Art Center
1 Museum Road
New Windsor, NY 12553
+1 (845) 534-3115

Design Architect
heneghan peng architects
14-16 Lord Edward Street
Dublin, D02 YC63
+353 1 633 9000

Executive Architect
WXY Architecture + Urban Design
224 Centre Street, 5th Floor
New York, NY 10013
+1 (212) 219-1953

Landscape Architect
Gustafson Porter + Bowman
1 Cobham Mews
London, MW1 9SB
+44 020 7284 8950

Reed Hilderbrand LLC
33 Whitney Avenue, 3rd Floor
New Haven, CT 06510
+1 (617) 923-2422

Structural & Lighting
ARUP
77 Water Street
New York, NY 10005
+1 (212) 896-3000

MEPF & IT
BuroHappold
100 Broadway #23
New York, NY 10005
+1 (212) 616-0228

Civil
VHB
100 Great Oaks Blvd., Suite 118
Albany, NY 12203
+1 (518) 389-3606

AV & Acoustics
LSTN Consultants
76 Beaver Street, 2nd Floor
New York, NY 10005
+1 (347) 788-0810

Facade
Front Inc.
100 E. Broadway Street, #501
New York, NY 10002
+1 (212) 242-2220

Key Plan

Description	Date
50% Design Development	02/24/20
100% Design Development	05/29/20
50% Construction Documents	11/06/20

Project

Storm King
Art Center
Welcome
Pavilions

Seal

NOT FOR CONSTRUCTION

Drawing Title
Structural General
Notes, Sheet 1

Date	11/06/20
Scale	12" = 1'-0"
Drawing Number	S-W-002
Sheet Size	ARCH D

STRUCTURAL STEEL

1. STRUCTURAL STEEL MEMBERS SHALL CONFORM TO THE FOLLOWING UNLESS NOTED OTHERWISE:

SHAPE	GRADE	YIELD STRENGTH Fy (KSI)
WIDE FLANGE SHAPES	ASTM A992	50
TEES	ASTM A992	50
CHANNELS	ASTM A36	36
ANGLES	ASTM A36	36
PLATES	ASTM A572 GRADE 50	50
BARs	ASTM A500 GRADE 50	50
SQUARE & RECTANGULAR HSS	ASTM A500 GRADE B	46
ROUND HSS	ASTM A500 GRADE B	42
STEEL PIPE	ASTM A53 GRADE B	35

2. HIGH-STRENGTH BOLTS SHALL CONFORM TO THE FOLLOWING UNLESS NOTED OTHERWISE:

BOLT TYPE	REMARKS
ASTM A325	WHERE NOTED ON DRAWINGS
ASTM A490	WHERE NOTED ON DRAWINGS
ASTM A307 GRADE A	MACHINE BOLTS WHERE NOTED ON DRAWINGS

3. WHERE NON-SLIP CRITICAL BOLTS ARE SPECIFIED THEY SHALL BE TIGHTENED TO A SNUG TIGHT CONDITION. SEE DETAILS AND SCHEDULES FOR BOLT DIAMETERS AND SCHEDULES.
4. ALL BOLT HOLES SHALL BE STANDARD SIZE HOLES (1/16" LARGER IN DIAMETER THAN THE DIAMETER OF THE BOLT) UNLESS NOTED OTHERWISE.
5. ALL BOLTS SPECIFIED AS SLIP CRITICAL BOLTS (A325-SC OR A490-SC) SHALL HAVE CLASS A FAYING SURFACES UNLESS NOTED OTHERWISE.
6. AT ALL SLIP CRITICAL CONNECTIONS SLIP IS CHECKED AT THE FACTORED LOAD LEVEL UNLESS NOTED OTHERWISE.
7. ALL STEEL MEMBERS FRAMING INTO CONCRETE WALLS/COLUMNS/BEAMS SHALL BE DETAILED TO SUIT CONCRETE FIELD TOLERANCES. COORDINATE WITH CONCRETE CONTRACTOR AND/OR CONDUCT FIELD SURVEYS AS NECESSARY PRIOR TO STEEL FABRICATION.
8. CUTTING AND DRILLING OF STRUCTURAL STEEL MEMBERS IN THE FIELD IS NOT PERMITTED.
9. NO OPENINGS AND/OR PENETRATIONS SHALL BE PLACED IN STEEL MEMBERS UNLESS SPECIFICALLY SHOWN AND DETAILED ON THE STRUCTURAL DRAWINGS.
10. ALL STEEL MEMBERS RELATED TO ELEVATORS SHALL BE COORDINATED WITH THE ELEVATOR CONTRACTOR PRIOR TO FABRICATION.
11. REFER TO SPECIFICATIONS FOR STEELWORK PROTECTION AND COATINGS.
12. SPLICES SHALL BE DESIGNED TO DEVELOP THE FULL CAPACITY OF THE MEMBER AT THE POINT OF SPLICE. SPLICES SHALL BE MADE ONLY AT LOCATIONS INDICATED ON DRAWINGS. FULL DETAIL AND BACK-UP CALCULATIONS OF SPLICES REQUIRE REVIEW AND APPROVAL BY THE ENGINEER.
13. CONTRACTOR SHALL PROVIDE ALL NECESSARY TEMPORARY BRACING, GUYING AND CONNECTION MEMBERS REQUIRED TO ERECT TEH STRUCTURE. MAINTAIN CORRECT ALIGNMENT AND SAFELY RESIST ALL REQUIRED COMBINATIONS OF DEAD, CONSTRUCTION, ERECTION, WIND AND OTHER LATERAL LOADS.
14. SHAPE AND SIZE GUSSET PLATES IN SUCH A MANNER AS TO CLEAR ALL ARCHITECTURAL FINISHES AND MECHANICAL FIXTURES (DUCTS, PIPES, ETC.).
15. WELDS SHALL BE MADE USING LOW-HYDROGEN ELECTRODES WITH MINIMUM TENSILE STRENGTH OF 70 KSI (E70XX ELECTRODES) UNLESS NOTED OTHERWISE.
16. WELD LENGTHS CALLED FOR ON DRAWINGS ARE THE NET EFFECTIVE LENGTH REQUIRED. WHERE LENGTH OF WELD IS NOT SHOWN IT SHALL BE THE FULL LENGTH OF JOINT.
17. ALL PARTIAL PENETRATION GROOVE WELD SIZES SHOWN ON THE DRAWINGS REFER TO THE EFFECTIVE THROAT THICKNESS.
18. FILLET WELD SIZES SHOWN ON DRAWINGS ARE MINIMUM SIZES. INCREASE WELD SIZE TO AWS MINIMUM SIZES BASED ON PLATE THICKNESSES. THE MINIMUM FILLET WELD SIZE SHALL BE 3/16".
19. THE CONTRACTOR SHALL DETERMINE THE SEQUENCE AND PROCEDURES OF WELDING TO MINIMIZE THE EFFECT WELD SHRINKAGE, RESIDUAL STRESSES AND TO MAINTAIN ERECTION TOLERANCES.
20. ALL STEEL EXPOSED TO WEATHER SHALL HAVE ADDITIONAL SEAL WELDING TO PROTECT THE MEMBERS (PIPES, TUBES, BUILT-UPS) AND THE CONNECTIONS FROM MOISTURE INFILTRATION. THESE ADDITIONAL SEAL WELDS SHALL BE SHOWN ON SHOP DRAWINGS.

METAL DECK

1. METAL DECK TYPES SHALL BE AS INDICATED IN THE METAL DECK SCHEDULE (SEE TYPICAL METAL DECK DETAILS) OR EQUAL. ALL METAL DECK TYPES SHALL HAVE A CURRENT ICC CERTIFICATION.
2. MATERIALS FOR METAL DECK AND ACCESSORIES SHALL BE GALVANIZED STEEL CONFORMING TO ASTM A653-SS WITH GRADE AS INDICATED IN THE METAL DECK SCHEDULE AND ZINC COATING CONFORMING TO ASTM A653, G60 UNLESS NOTED OTHERWISE.
3. METAL DECK ACCESSORIES SHALL BE THE SAME GAGE AS DECKING UNLESS NOTED OTHERWISE.
4. WELDING SHALL BE PER AWS D1.3 AND PERFORMED BY AWS CERTIFIED WELDERS.
5. PROVIDE MISCELLANEOUS TRIMMING STEEL AS REQUIRED TO SUPPORT THE DECK WHERE NOT SPECIFICALLY SHOWN ON DRAWINGS.
6. CONCRETE FILL THICKNESSES SHOWN ARE MINIMUM THICKNESSES. NO ALLOWANCE HAS BEEN SHOWN FOR ADDITIONAL CONCRETE FILL REQUIRED TO COMPENSATE FOR FRAME AND/OR DECK DEFLECTION. CONTRACTOR IS TO PROVIDE ADDITIONAL FILL, AS REQUIRED, TO MAINTAIN SURFACE TOLERANCES AND MINIMUM THICKNESSES SPECIFIED.
7. DECK UNITS, WHETHER PARALLEL OR PERPENDICULAR TO SUPPORTS, SHALL BEAR A MINIMUM OF 2 INCHES ON SUPPORTING MEMBERS.
8. DECK UNITS SHALL BE CONTINUOUS OVER THREE OR MORE SPANS, EXCEPT WHERE THE FRAMING DOES NOT PERMIT.
9. ATTACHMENT OF DECK UNITS SHALL BE AS INDICATED IN THE METAL DECK SCHEDULE.
10. PROVIDE SIDE LAPS BETWEEN ADJACENT UNITS SHALL BE FASTENED BY BUTTON PUNCHING AT 6 INCHES ON CENTER OR BY #10 SCREWS AT 12 INCHES ON CENTER. FOR DECK WITHOUT CONCRETE FILL, USE #10 SCREWS AT 12 INCHES ON CENTER.
11. CONCRETE FOR TOPPING SLABS SHALL NOT BE PLACED UNTIL CONCRETE FILL ON METAL DECK REQUIRED FOR COMPOSITE ACTION HAS REACHED FULL 28-DAY COMPRESSIVE STRENGTH.

STEEL FRAMING NOTES

1. STEEL BEAMS ARE PLACED WITH THEIR WEBS IN THE VERTICAL PLANE UNLESS NOTED OTHERWISE.
2. DIMENSIONS TO STEEL MEMBERS ARE TO THEIR CENTERLINES UNLESS NOTED OTHERWISE.
3. BEAMS NOT LOCATED IN PLAN BY A DIMENSION LINE SHALL BE EQUALLY SPACED BETWEEN DIMENSIONED MEMBERS.
4. ALL STEEL BEAMS, INCLUDING BEAMS SHOWN ON FRAME ELEVATIONS, WITH DECKING AND CONCRETE FILL FOR WHICH SHEAR STUDS ARE NOT SPECIFIED SHALL HAVE A MINIMUM OF ONE SHEAR STUD AT 12" ON CENTER UNLESS NOTED OTHERWISE.
5. FOR SLOPING MEMBERS, THE TOP OF STEEL ELEVATIONS AT THE LOW AND HIGH POINTS SHALL COINCIDE WITH THE TOP OF STEEL ELEVATIONS OF THE MEMBERS THEY FRAME TO AT THESE LOCATIONS, UNLESS NOTED OTHERWISE.
6. CAMBERS INDICATED FOR MEMBERS ARE UPWARD. DOWNWARD CAMBERS ARE GIVEN AS NEGATIVE.
7. ALL CONNECTIONS SHALL BE COMPLETED PRIOR TO CASTING SLABS.

STRUCTURAL STEEL CONNECTION NOTES

1. CONTRACTOR SHALL PROVIDE THE DESIGN FOR ALL STRUCTURAL STEEL CONNECTIONS NOT COMPLETELY DEFINED IN THE DRAWINGS. CONTRACTOR SHALL RETAIN A PROFESSIONAL ENGINEER REGISTERED IN THE STATE OF NEW YORK TO DESIGN SUCH CONNECTIONS.
2. REFER TO STEEL CONNECTION TYPICAL DETAILS FOR STEEL CONNECTION REQUIREMENTS, MINIMUM REACTIONS AND ADDITIONAL INFORMATION.

TIMBER

1. MATERIALS AND WORKMANSHIP SHALL BE IN ACCORDANCE WITH PROJECT CODES(S) AND STANDARD(S).
2. ALL EXPOSED GLULAM AND LVL CLT SHALL BE ARCHITECTURAL GRADE
3. GLULAM PROPERTIES (24F-V1 SP/SP), MINIMUM AS FOLLOWS:
F_{bx}* = 2400 PSI
F_{bx}* = 1750 PSI (USE BALANCED LAYUP AT CANTILEVERED BEAMS)
F_{dx} = 650 PSI
F_{vx} = 300 PSI
E_x = 1.7X10⁶ PSI
E_{x,MIN} = 0.9X10⁶ PSI
F_t = 1100 PSI
F_c = 1500 PSI
G = 0.55
4. GLULAM PROPERTIES (24F-V5 SP/SP), MINIMUM AS FOLLOWS:
F_{bx}* = 2400 PSI
F_{bx}* = 24000 PSI (USE BALANCED LAYUP AT CANTILEVERED BEAMS)
F_{dx} = 740 PSI
F_{vx} = 300 PSI
E_x = 1.7X10⁶ PSI
E_{x,MIN} = 0.9X10⁶ PSI
F_t = 1150 PSI
F_c = 1600 PSI
G = 0.55
5. LVL PROPERTIES (MICROLLAM 2.0E), MINIMUM AS FOLLOWS:
F_{bx} = 2600 PSI
F_{dx} = 750 PSI
F_{vx} = 285 PSI
E_x = 2.0X10⁶ PSI
E_{x,MIN} = 1.016535X10⁶ PSI
F_t = 1895 PSI
F_c = 2510 PSI
6. ALL DETAILING, FABRICATION AND ERECTION SHALL CONFORM TO PROJECT CODE(S). PROVIDE CHECKED SHOP FABRICATION AND ERECTION DRAWINGS FOR REVIEW PRIOR TO FABRICATION.
7. ALL SAWN LUMBER SHALL BE STRESS GRADED DOUGLAS FIR LARCH, UNLESS OTHERWISE NOTED. ALL 2x STUDS SHALL BE STRESS GRADED DOUGLAS FIR LARCH. PROVIDE AIR DRY LUMBER WITH 19% MAXIMUM MOISTURE CONTENT.
8. ALL WOOD IN DIRECT CONTACT WITH THE GROUND, CONCRETE OR MASONRY SHALL BE TREATED WITH A PRESERVATIVE.
9. ALL WALLS SHALL BE BOLTED TO FOUNDATIONS (CONCRETE OR CONCRETE BLOCK) WITH 5/8" DIAMETER x 12" MINIMUM ANCHOR BOLTS WITHIN 9" OF THE ENDS OF EACH WALL PANEL AND NOT MORE THAN 4'-0" ON CENTER OR (2)-5/16" MINIMUM DIAMETER SHOT PINS WITHIN 9" AND 10" RESPECTIVELY OF THE ENDS OF EACH WALL PANEL AND NOT MORE THAN 1'-6" ON CENTER MAXIMUM EXCEPT AS CALLED OUT FOR SHEAR WALLS.
10. ALL JOISTS AND RAFTERS SHALL BE BLOCKED AT SUPPORTS AND AT 8'-0" ON CENTER WITH 1X4 WOOD CROSS BRIDGINGS, SOLID 2X BLOCKING 2" SHALLOWER THAN JOISTS OR APPROVED METAL CROSS BRIDGING. BLOCKING AT ENDS MAY BE OMITTED WHERE JOISTS HANGERS APPROVED FOR USE WITHOUT SOLID BLOCKING ARE USED.
11. A DOUBLE PLATE MADE OF TWO MEMBERS OF THE SAME SIZE AS THE STUDS SHALL BE PLACED AT THE TOP OF EVERY BEARING PARTITION OR EXTERIOR WALL. SUCH DOUBLE PLATES SHALL BE LAPPED AT CORNER AND SPLICE JOINTS. THE UPPER AND LOWER MEMBERS AT SPLICE JOINTS SHALL BE AT LEAST FOUR FEET APART, SEE DETAIL XXXX.
12. SHEAR WALLS AND BEARING PARTITIONS SHALL BE FRAMED OF 2x6 STUDS AT 16" ON CENTER, UNLESS NOTED OTHERWISE. PROVIDE 2x SOLID BLOCKING AT MID HEIGHT OF STUD WALL (8'-0" MAX.)
13. USE DOUBLE STUDS OR 4x6 POSTS UNDER DOUBLE JOISTS OR 6x6 BEAMS, UNLESS OTHERWISE NOTED ON FRAMING PLANS.
14. ALL NAILING SCHEDULE SHALL BE DONE WITH COMMON NAILS. NAILING FOR DIAPHRAGMS AND ALL SHEAR WALLS SHALL BE INSPECTED BY THE INSPECTOR OF RECORD PRIOR TO COVERING.
15. ALL BOLTS IN WOOD SHALL BE UNFINISHED BOLTS CONFORMING TO ASTM A-307, UNLESS NOTED OTHERWISE. HOLES SHALL NOT BE MORE THAN 1/16" LARGER THAN THE BOLT DIAMETER. PROVIDE PLATE WASHERS AT ALL BOLTS.
16. PLYWOOD SHALL BE INTERIOR TYPE WITH EXTERIOR GLUE CONFORMING TO PSI-74 OF GRADE CALLED FOR BELOW AND LAID WITH FACE GRAIN PERPENDICULAR TO SUPPORTS. USE COMMON NAILS.
- A. ROOF AND FLOOR SHEATHING SHALL BE 3/4" PLYWOOD, STRUCT. I (STD.) NAILED WITH 10d NAILS AT 4" ON CENTER AT ALL DIAPHRAGM AND WALL BOUNDARIES. CONTINUOUS PANEL EDGES ARE BLOCKED, 10d NAILS AT 6" ON CENTER AT PLYWOOD PANEL EDGES AND 10d NAILS AT 12" ON CENTER TO INTERMEDIATE SUPPORTS. INDEX #48/24.
- B. PLYWOOD SHEATHING SHALL BE INSPECTED AND APPROVED BY THE INSPECTOR OF RECORD PRIOR TO COVERING WITH ROOFING MATERIAL.
- C. SOLID BLOCKING AT EDGES ARE REQUIRED FOR PLYWOOD ONLY WHERE CALLED FOR ON DRAWINGS.

Owner
Storm King Art Center
1 Museum Road
New Windsor, NY 12553
+1 (845) 534-3115

Design Architect
heneghan peng architects
14-16 Lord Edward Street
Dublin, D02 YC63
+353 1 633 9000

Executive Architect
WXY Architecture + Urban Design
224 Centre Street, 5th Floor
New York, NY 10013
+1 (212) 219-1953

Landscape Architect
Gustafson Porter + Bowman
1 Cobham Mews
London, MW1 9SB
+44 020 7284 8950

Reed Hilderbrand LLC
33 Whitney Avenue, 3rd Floor
New Haven, CT 06510
+1 (617) 923-2422

Structural & Lighting
ARUP
77 Water Street
New York, NY 10005
+1 (212) 896-3000

MEPF & IT
BuroHappold
100 Broadway #23
New York, NY 10005
+1 (212) 616-0228

Civil
VHB
100 Great Oaks Blvd., Suite 118
Albany, NY 12203
+1 (518) 389-3606

AV & Acoustics
LSTN Consultants
76 Beaver Street, 2nd Floor
New York, NY 10005
+1 (347) 788-0810

Facade
Front Inc.
100 E. Broadway Street, #501
New York, NY 10002
+1 (212) 242-2220

Key Plan

Description	Date
50% Design Development	02/24/20
100% Design Development	05/29/20
50% Construction Documents	11/06/20

Project

Storm King
Art Center
Welcome
Pavilions

Seal

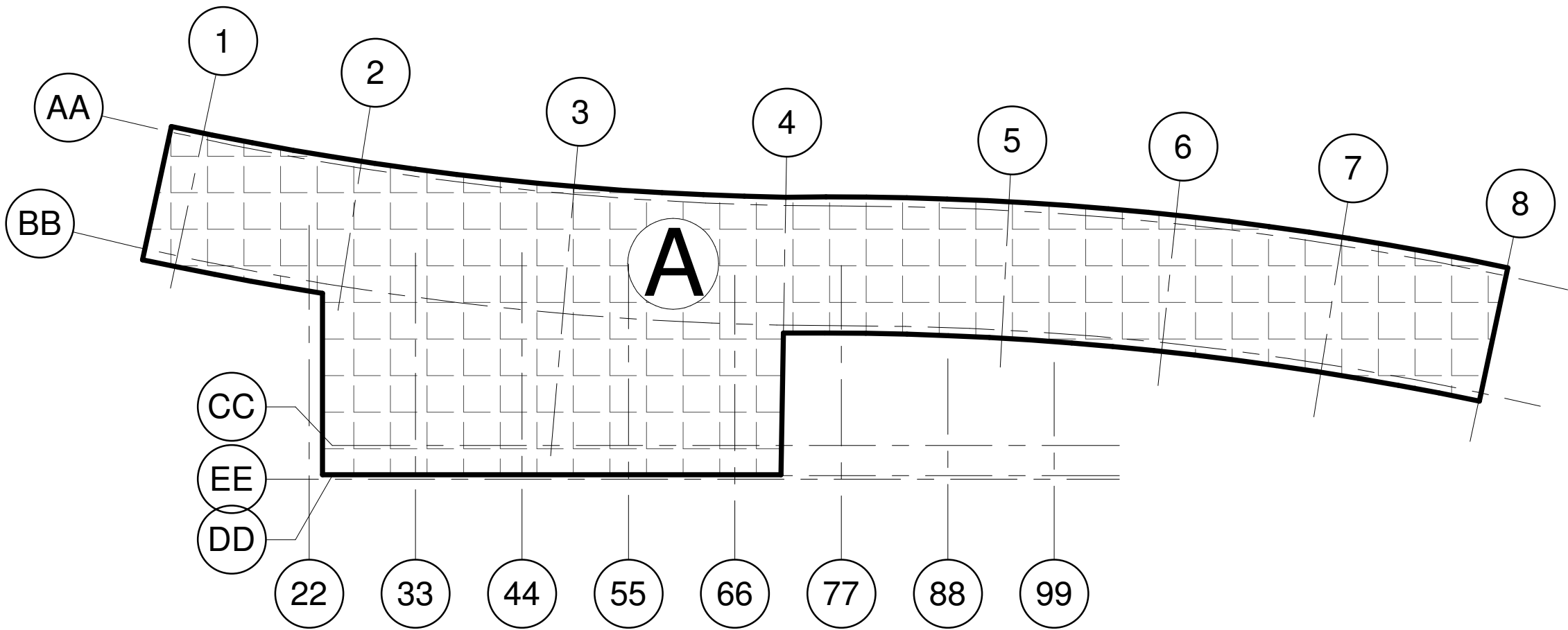
NOT FOR CONSTRUCTION

Drawing Title
Structural General
Notes, Sheet 2

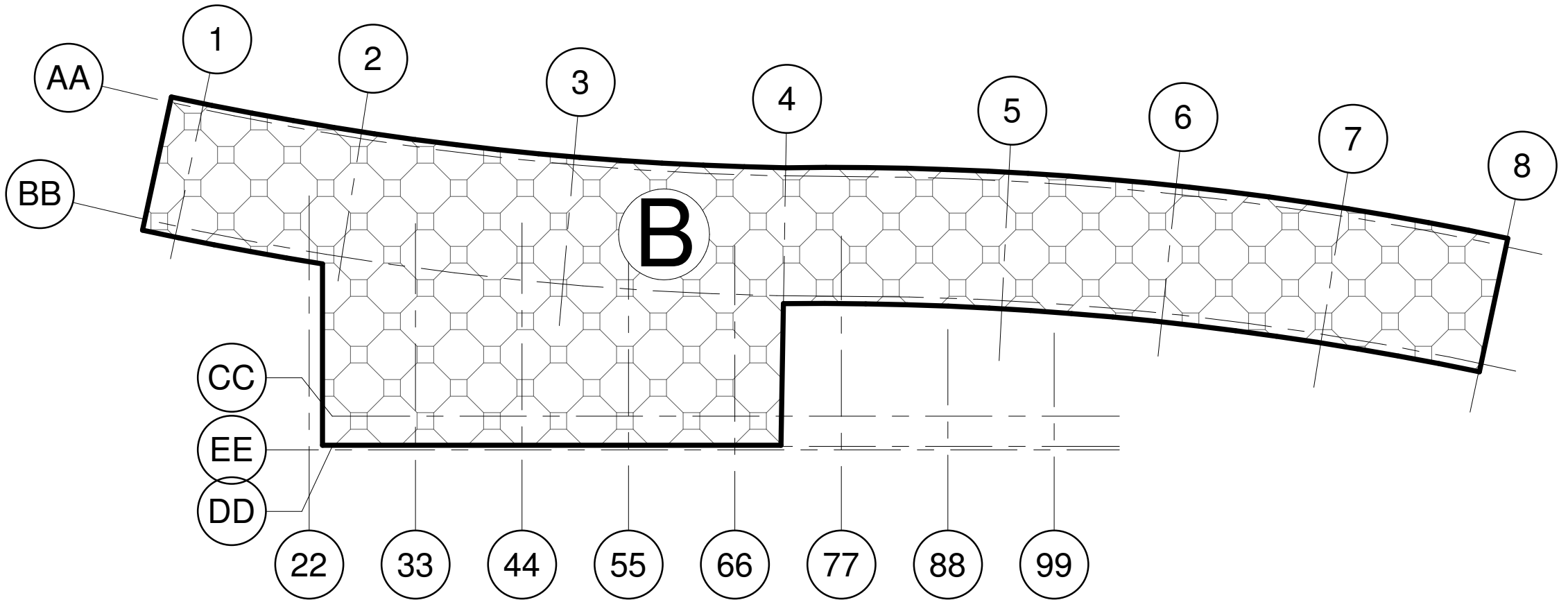
Date	11/06/20
Scale	12" = 1'-0"
Drawing Number	S-W-003
Sheet Size	ARCH D

AREA	A	B
DESCRIPTION	GROUND	ROOF
TOTAL DEAD LOAD (PSF)	20	20
LIVE LOAD (PSF)	65	20
SNOW LOAD (PSF)	-	20

NOTE: TIMBER SELF WEIGHT INCLUDED IN TOTAL DEAD LOAD ALLOWANCE



1 GROUND LEVEL
1" = 10'-0"



2 ROOF LEVEL
1" = 10'-0"

Owner
Storm King Art Center
1 Museum Road
New Windsor, NY 12553
+1 (845) 534-3115

Design Architect
heneghan peng architects
14-16 Lord Edward Street
Dublin, D02 YC63
+353 1 633 9000

Executive Architect
WXY Architecture + Urban Design
224 Centre Street, 5th Floor
New York, NY 10013
+1 (212) 219-1953

Landscape Architect
Gustafson Porter + Bowman
1 Cobham Mews
London, MW1 9SB
+44 020 7284 8950

Reed Hilderbrand LLC
33 Whitney Avenue, 3rd Floor
New Haven, CT 06510
+1 (617) 923-2422

Structural & Lighting
ARUP
77 Water Street
New York, NY 10005
+1 (212) 896-3000

MEPF & IT
BuroHappold
100 Broadway #23
New York, NY 10005
+1 (212) 616-0228

Civil
VHB
100 Great Oaks Blvd., Suite 118
Albany, NY 12203
+1 (518) 389-3606

AV & Acoustics
LSTN Consultants
76 Beaver Street, 2nd Floor
New York, NY 10005
+1 (347) 788-0810

Facade
Front Inc.
100 E. Broadway Street, #501
New York, NY 10002
+1 (212) 242-2220

Key Plan

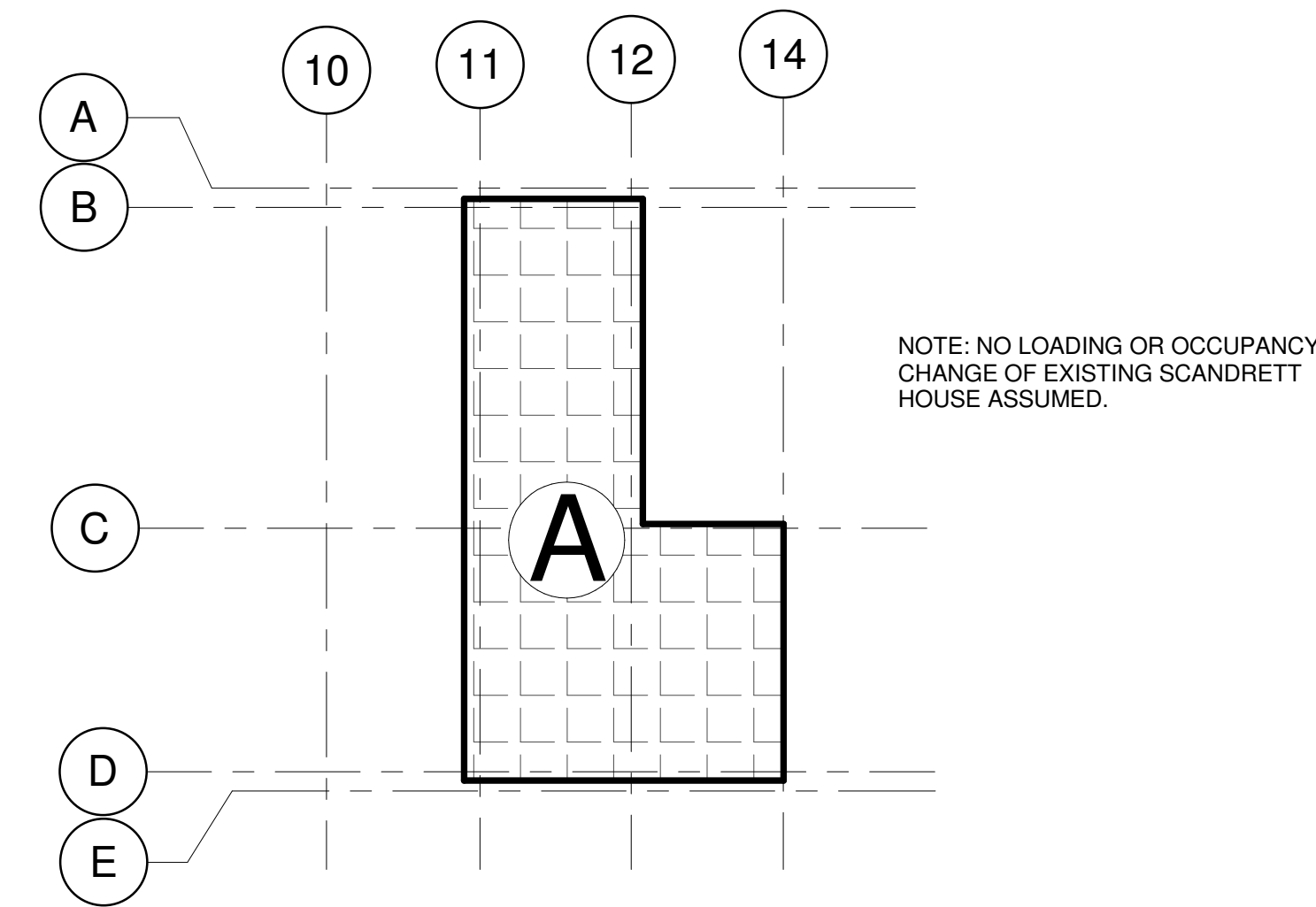
Description	Date
50% Design Development	02/24/20
100% Design Development	05/29/20
50% Construction Documents	11/06/20

Project
Storm King
Art Center
Welcome
Pavilions

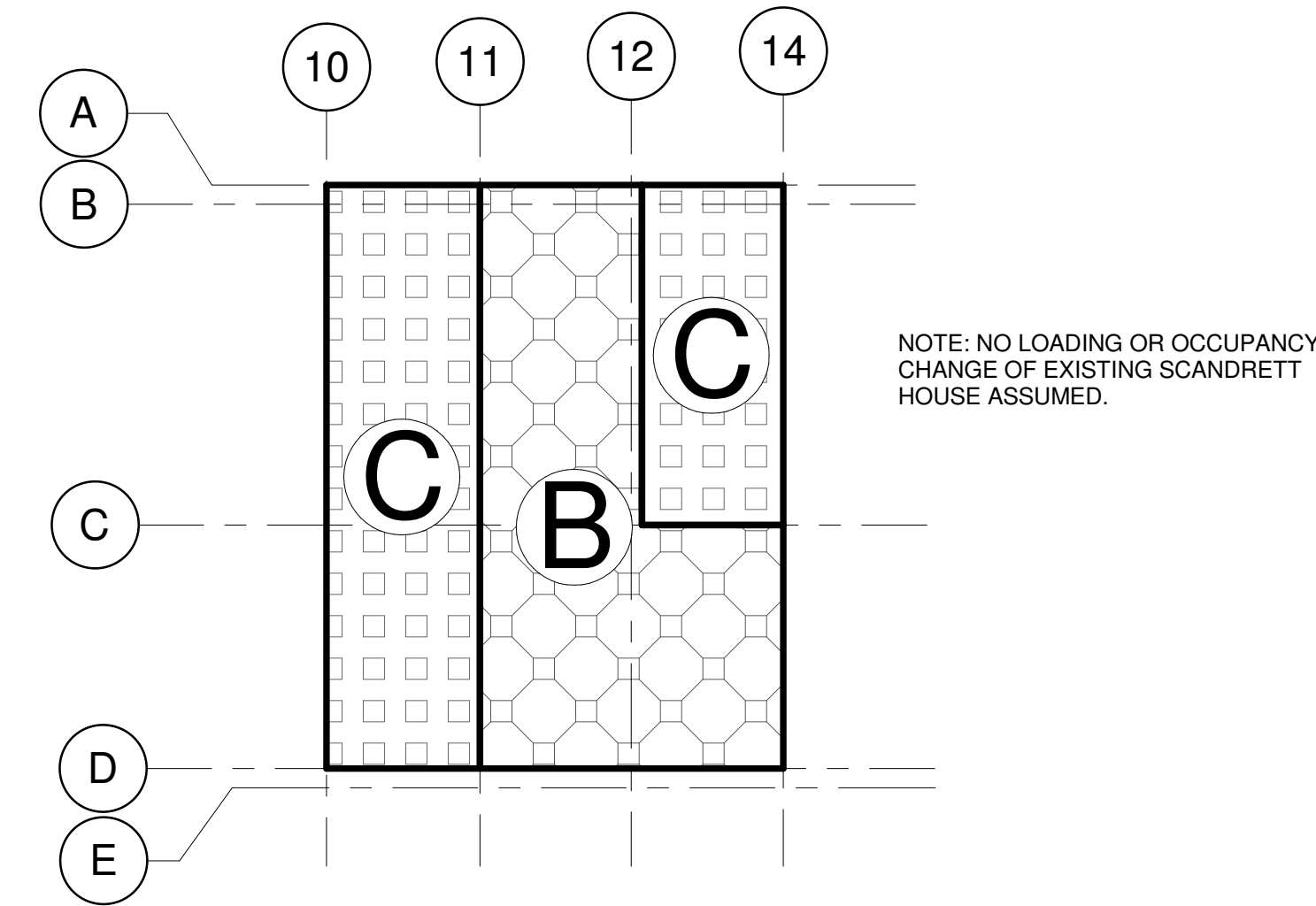
Seal

NOT FOR CONSTRUCTION
Drawing Title
Restroom Loading
Plan

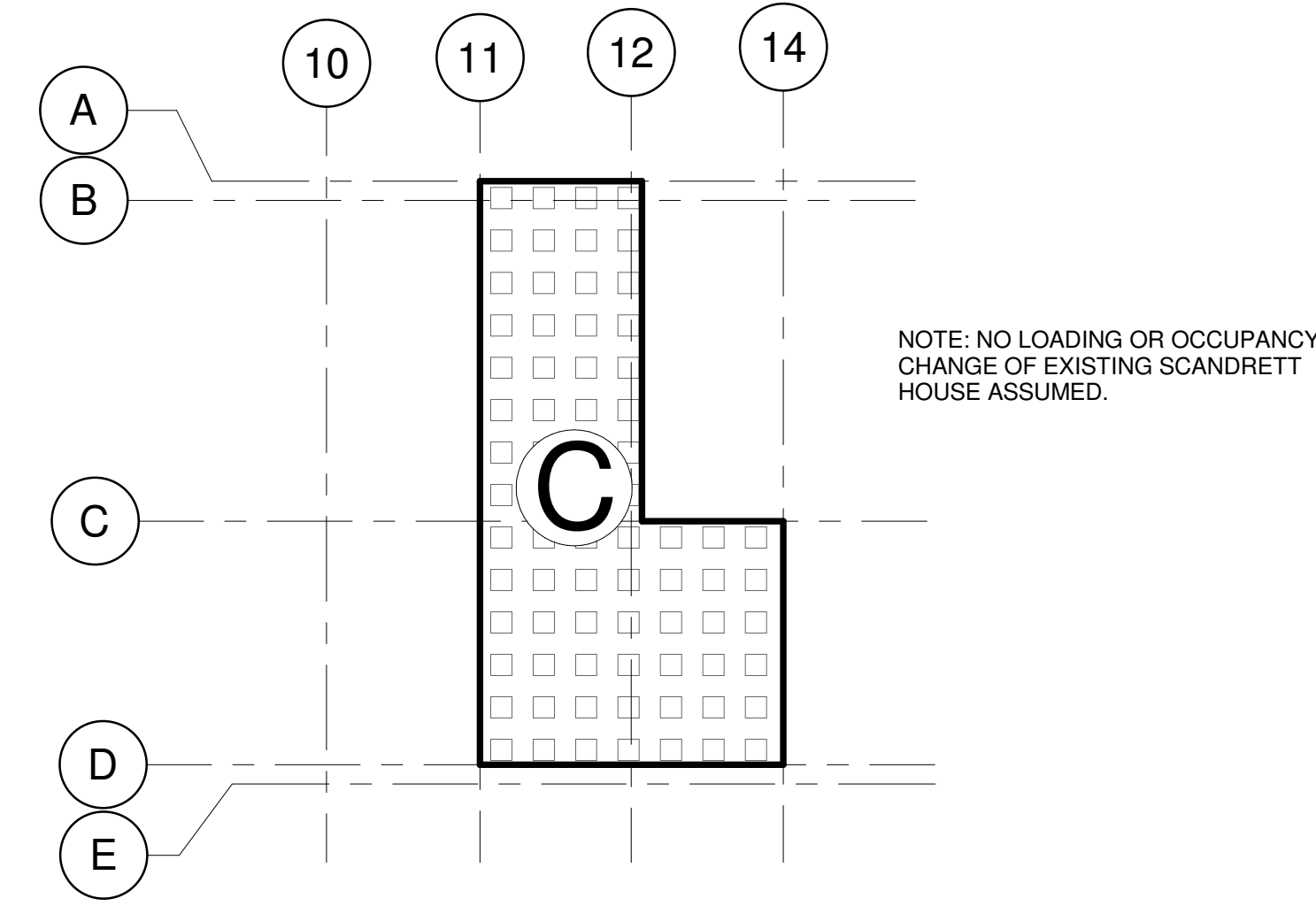
Date	11/06/20
Scale	As indicated
Drawing Number	S-W-011
Sheet Size	ARCH D



1 GROUND LEVEL
1" = 10'-0"



2 SECOND LEVEL
1" = 10'-0"



3 ROOF LEVEL
1" = 10'-0"

AREA	A	B	C
DESCRIPTION	GROUND	LEVEL 2	ROOF
TOTAL DEAD LOAD (PSF)	20	35	25
LIVE LOAD (PSF)	65	65	20
SNOW LOAD (PSF)	-	-	23

NOTE: TIMBER SELF WEIGHT INCLUDED IN TOTAL DEAD LOAD ALLOWANCE

Owner
Storm King Art Center
1 Museum Road
New Windsor, NY 12553
+1 (845) 534-3115

Design Architect
heneghan peng architects
14-16 Lord Edward Street
Dublin, D02 YC63
+353 1 633 9000

Executive Architect
WXY Architecture + Urban Design
224 Centre Street, 5th Floor
New York, NY 10013
+1 (212) 219-1953

Landscape Architect
Gustafson Porter + Bowman
1 Cobham Mews
London, MW1 9SB
+44 020 7284 8950

Reed Hilderbrand LLC
33 Whitney Avenue, 3rd Floor
New Haven, CT 06510
+1 (617) 923-2422

Structural & Lighting
ARUP
77 Water Street
New York, NY 10005
+1 (212) 896-3000

MEPF & IT
BuroHappold
100 Broadway #23
New York, NY 10005
+1 (212) 616-0228

Civil
VHB
100 Great Oaks Blvd., Suite 118
Albany, NY 12203
+1 (518) 389-3606

AV & Acoustics
LSTN Consultants
76 Beaver Street, 2nd Floor
New York, NY 10005
+1 (347) 788-0810

Facade
Front Inc.
100 E. Broadway Street, #501
New York, NY 10002
+1 (212) 242-2220

Key Plan

Description	Date
50% Design Development	02/24/20
100% Design Development	05/29/20
50% Construction Documents	11/06/20

Project
Storm King
Art Center
**Welcome
Pavilions**

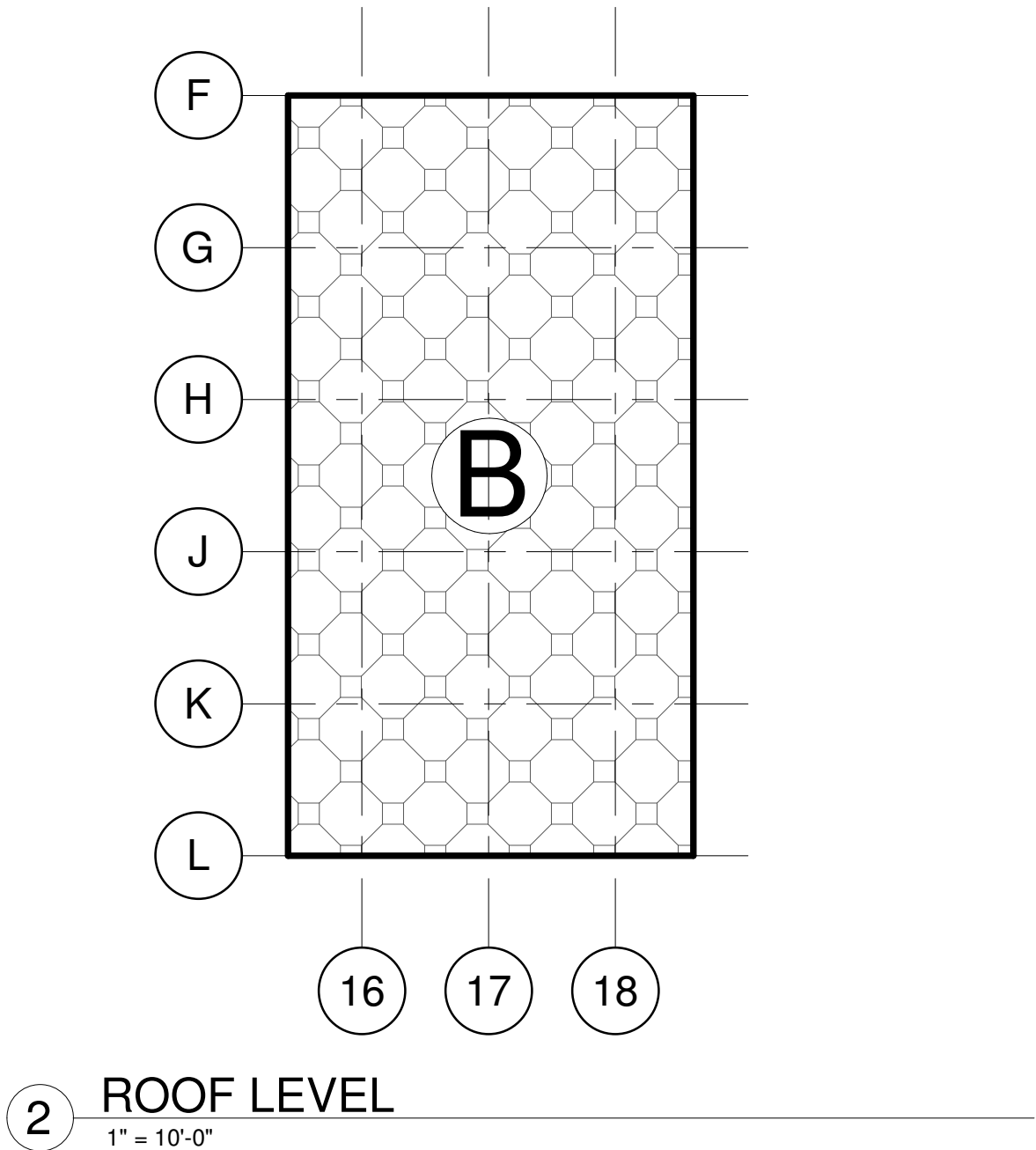
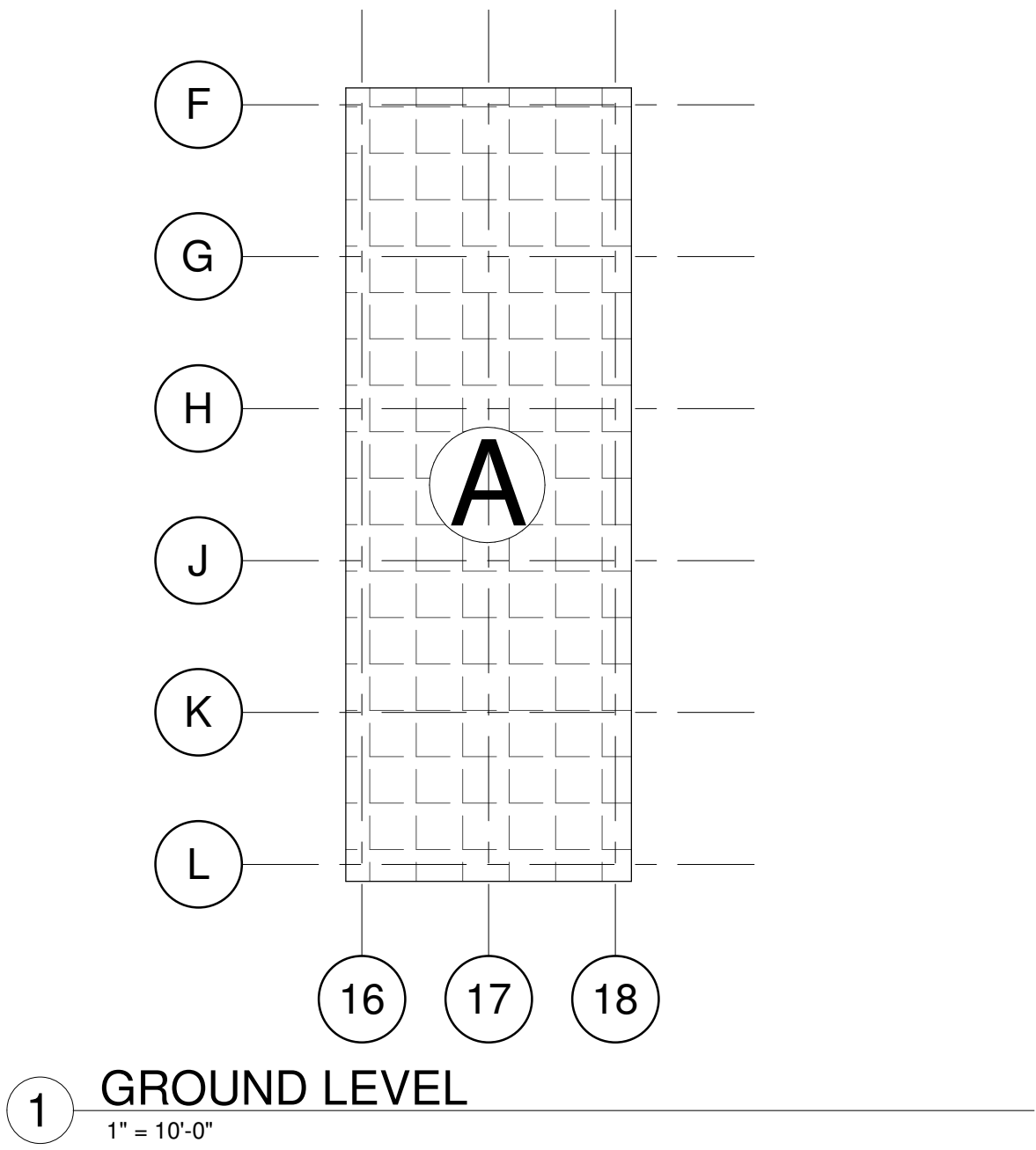
Seal

NOT FOR CONSTRUCTION
Drawing Title
Ticketing Loading
Plan

Date	11/06/20
Scale	As indicated
Drawing Number	S-W-021
Sheet Size	ARCH D

AREA	A	B
DESCRIPTION	GROUND	ROOF
TOTAL DEAD LOAD (PSF)	20	20
LIVE LOAD (PSF)	65	20
SNOW LOAD (PSF)	-	20

NOTE: TIMBER SELF WEIGHT INCLUDED IN TOTAL DEAD LOAD ALLOWANCE



Owner
Storm King Art Center
1 Museum Road
New Windsor, NY 12553
+1 (845) 534-3115

Design Architect
heneghan peng architects
14-16 Lord Edward Street
Dublin, D02 YC63
+353 1 633 9000

Executive Architect
WXY Architecture + Urban Design
224 Centre Street, 5th Floor
New York, NY 10013
+1 (212) 219-1953

Landscape Architect
Gustafson Porter + Bowman
1 Cobham Mews
London, MW1 9SB
+44 020 7284 8950

Reed Hilderbrand LLC
33 Whitney Avenue, 3rd Floor
New Haven, CT 06510
+1 (617) 923-2422

Structural & Lighting
ARUP
77 Water Street
New York, NY 10005
+1 (212) 896-3000

MEPF & IT
BuroHappold
100 Broadway #23
New York, NY 10005
+1 (212) 616-0228

Civil
VHB
100 Great Oaks Blvd., Suite 118
Albany, NY 12203
+1 (518) 389-3606

AV & Acoustics
LSTN Consultants
76 Beaver Street, 2nd Floor
New York, NY 10005
+1 (347) 788-0810

Facade
Front Inc.
100 E. Broadway Street, #501
New York, NY 10002
+1 (212) 242-2220

Key Plan

Description	Date
50% Design Development	02/24/20
100% Design Development	05/29/20
50% Construction Documents	11/06/20

Project

Storm King
Art Center
Welcome
Pavilions

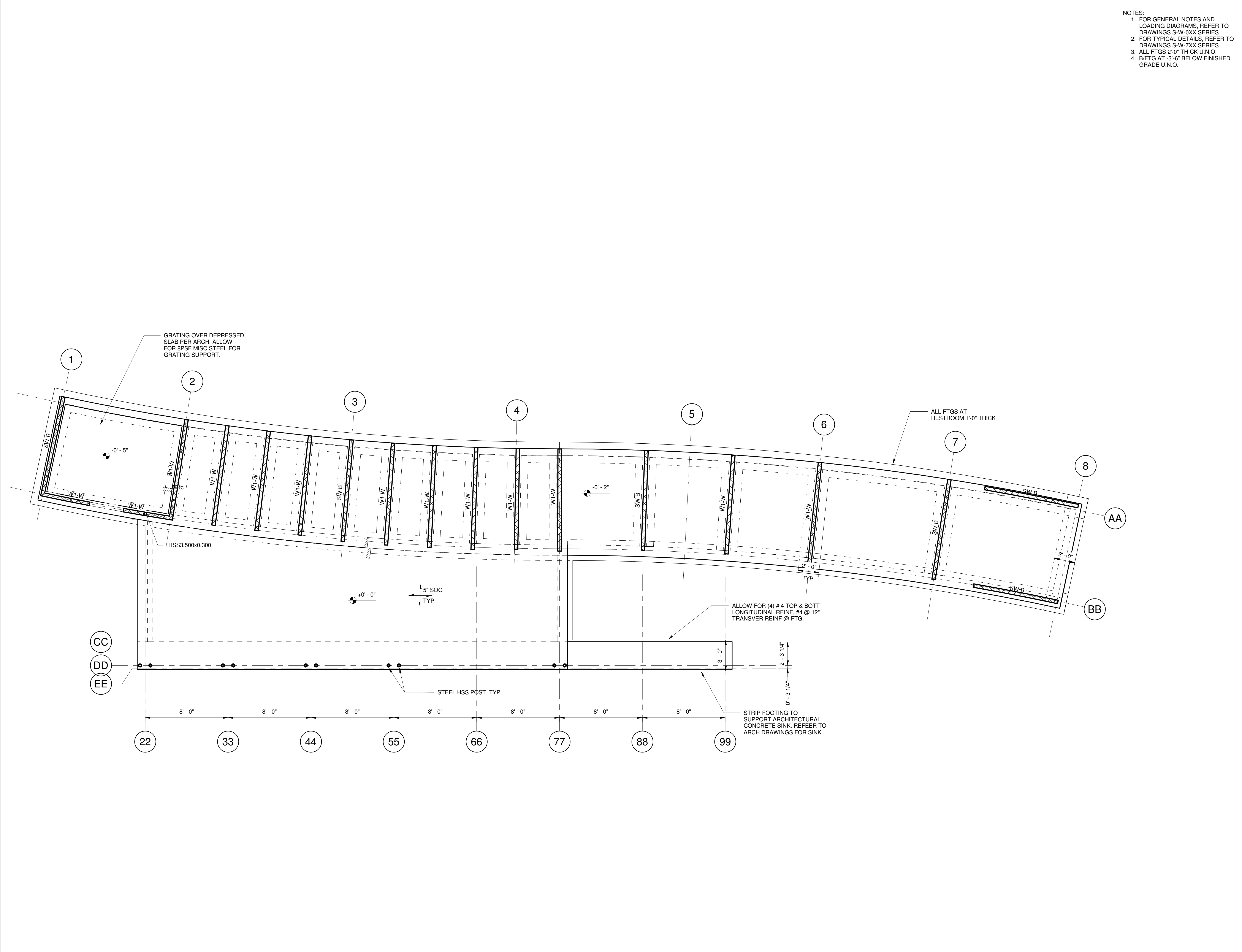
Seal

NOT FOR CONSTRUCTION

Drawing Title

Canopy Loading Plan

Date	11/06/20
Scale	As indicated
Drawing Number	S-W-031
Sheet Size	ARCH D



Owner
Storm King Art Center
1 Museum Road
New Windsor, NY 12553
+1 (845) 534-3115

Design Architect
heneghan peng architects
14-16 Lord Edward Street
Dublin, D02 YC63
+353 1 633 9000

Executive Architect
WXY Architecture + Urban Design
224 Centre Street, 5th Floor
New York, NY 10013
+1 (212) 219-1953

Landscape Architect
Gustafson Porter + Bowman
1 Cobham Mews
London, MW1 9SB
+44 020 7284 8950

Reed Hilderbrand LLC
33 Whitney Avenue, 3rd Floor
New Haven, CT 06510
+1 (617) 923-2422

Structural & Lighting
ARUP
77 Water Street
New York, NY 10005
+1 (212) 896-3000

MEPF & IT
BuroHappold
100 Broadway #23
New York, NY 10005
+1 (212) 616-0228

Civil
VHB
100 Great Oaks Blvd., Suite 118
Albany, NY 12203
+1 (518) 389-3606

AV & Acoustics
LSTN Consultants
76 Beaver Street, 2nd Floor
New York, NY 10005
+1 (347) 788-0810

Facade
Front Inc.
100 E. Broadway Street, #501
New York, NY 10002
+1 (212) 242-2220

Key Plan

Description	Date
50% Design Development	02/24/20
100% Design Development	05/29/20
50% Construction Documents	11/06/20

Project
Storm King
Art Center
**Welcome
Pavilions**

Seal

NOT FOR CONSTRUCTION
Drawing Title
Restroom Foundation
Plan, Ground Level

Date	11/06/20
Scale	As indicated
Drawing Number	S-W-111
Sheet Size	ARCH D

- Owner**
Storm King Art Center
1 Museum Road
New Windsor, NY 12553
+1 (845) 534-3115
-
- Design Architect**
heneghan peng architects
14-16 Lord Edward Street
Dublin, D02 YC63
+353 1 633 9000

Landscape Architect
Gustafson Porter + Bowman
1 Cobham Mews
London, MW1 9SB
+44 020 7284 8950

Structural & Lighting

MEPF & IT
BuroHappold
100 Broadway #23
New York, NY 10005
+1 (212) 616-0228

AV & Acoustics
LSTN Consultants
76 Beaver Street, 2nd Floor
New York, NY 10005
+1 (347) 788-0810

Key Plan

Key Plan

Description	Date
50% Design Development	02/24/20
100% Design Development	05/29/20
50% Construction Documents	11/06/20

Project

Storm King
Art Center
**Welcome
Pavilions**

Seal

NOT FOR CONSTRUCTION

Drawing Title

Ticketing Foundation Plan, Ground Level

Date	11/06/20
Scale	As indicated
Drawing Number	S-W-121
Sheet Size	ARCH D

- Owner**
Storm King Art Center
1 Museum Road
New Windsor, NY 12553
+1 (845) 534-3115

Executive Architect
WXY Architecture + Urban Design
224 Centre Street, 5th Floor
New York, NY 10013
+1 (212) 219-1953

Reed Hilderbrand LLC
33 Whitney Avenue, 3rd Floor
New Haven, CT 06510
+1 (617) 923-2422

MEPF & IT
BuroHappold
100 Broadway #23
New York, NY 10005
+1 (212) 616-0228

AV & Acoustics
LSTN Consultants
76 Beaver Street, 2nd Floor
New York, NY 10005
+1 (347) 788-0810

Key Plan

Project

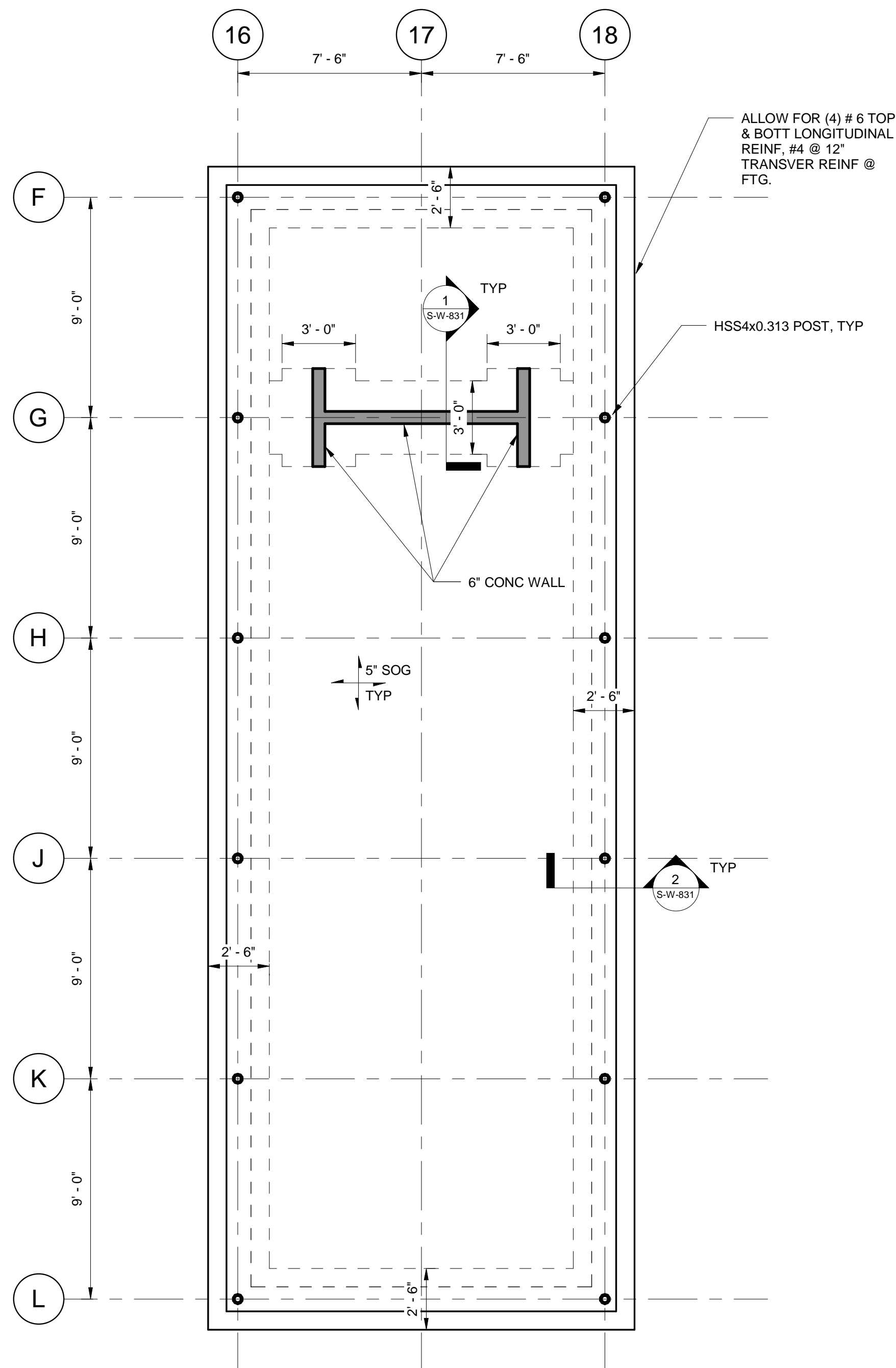
Storm King
Art Center
**Welcome
Pavilions**

NOT FOR CONSTRUCTION


Drawing Title

Canopy Foundation
Plan, Ground Level

Date	11/06/20
Scale	As indicated
Drawing Number	S-W-131
Sheet Size	ARCH D



- Owner**
Storm King Art Center
1 Museum Road
New Windsor, NY 12553
+1 (845) 534-3115
- Design Architect**
heneghan peng architects
14-16 Lord Edward Street
Dublin, D02 YC63
+353 1 633 9000
- Executive Architect**
WXY Architecture + Urban Design
224 Centre Street, 5th Floor
New York, NY 10013
+1 (212) 219-1953
- Landscape Architect**
Gustafson Porter + Bowman
1 Cobham Mews
London, MW1 9SB
+44 020 7284 8950
- Reed Hilderbrand LLC**
33 Whitney Avenue, 3rd Floor
New Haven, CT 06510
+1 (617) 923-2422
- Structural & Lighting**
ARUP
77 Water Street
New York, NY 10005
+1 (212) 896-3000
- MEPF & IT**
BuroHappold
100 Broadway #23
New York, NY 10005
+1 (212) 616-0228
- Civil**
VHB
100 Great Oaks Blvd., Suite 118
Albany, NY 12203
+1 (518) 389-3606
- AV & Acoustics**
LSTN Consultants
76 Beaver Street, 2nd Floor
New York, NY 10005
+1 (347) 788-0810
- Facade**
Front Inc.
100 E. Broadway Street, #501
New York, NY 10002
+1 (212) 242-2220



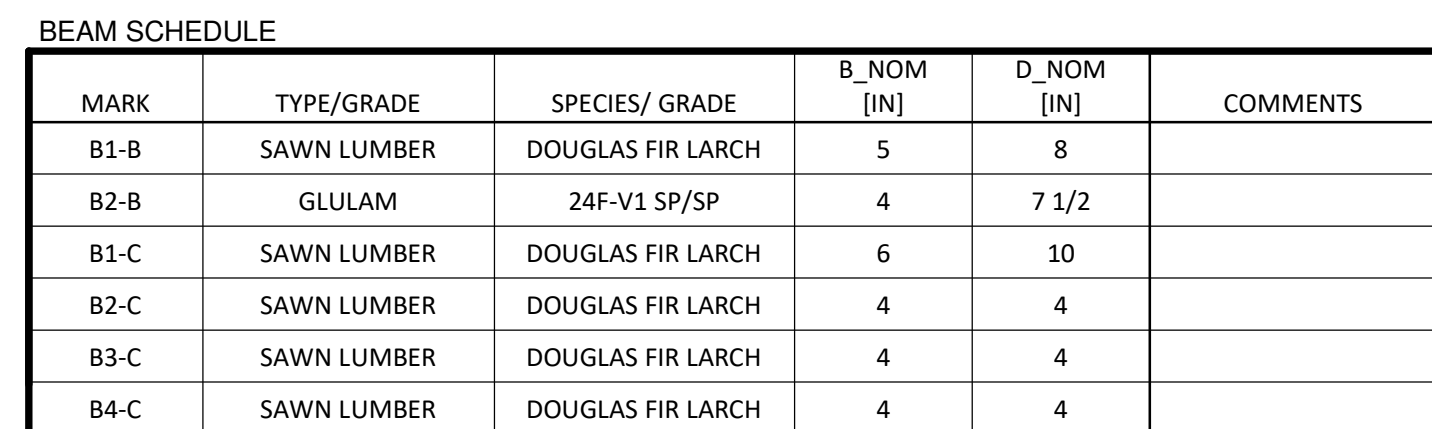
Description	Date
50% Design Development	02/24/20
100% Design Development	05/29/20
50% Construction Documents	11/06/20

Storm King
Art Center
**Welcome
Pavilions**

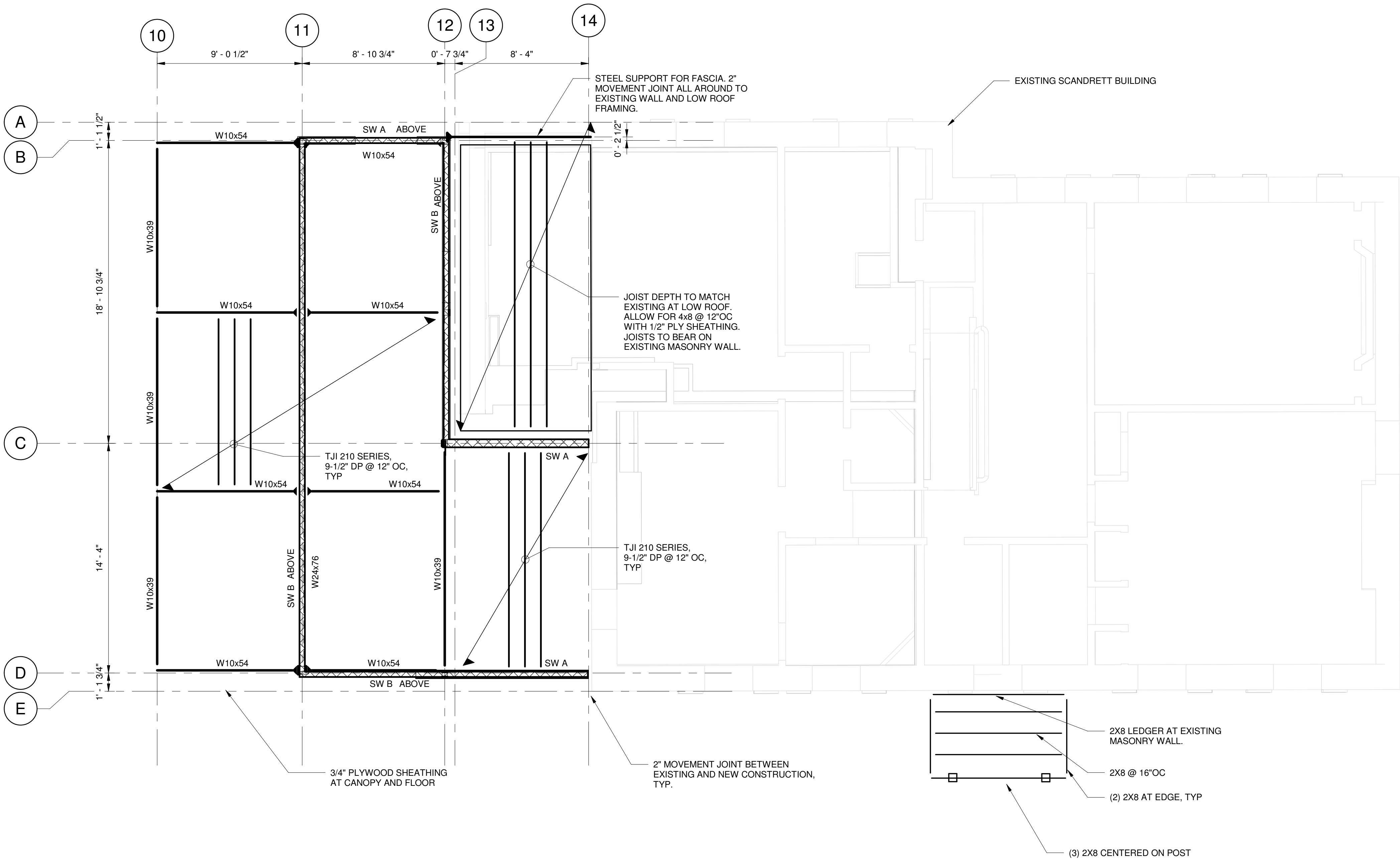
Drawing Title

Restroom Framing
Plan, Roof Level

Date	11/06/20
Scale	As indicated
Drawing Number	S-W-311
Sheet Size	ARCH D



JOIST SCHEDULE					
MARK	TYPE/GRADE	SPECIES/GRADE	B_NOM [IN]	D_NOM [IN]	COMMENTS
J1-B	SAWN LUMBER	DOUGLAS FIR - LARCH	2	6	
J2-B	SAWN LUMBER	DOUGLAS FIR - LARCH	4	6	
J1-C	SAWN LUMBER	DOUGLAS FIR - LARCH	2	10	



- NOTES:
- FOR GENERAL NOTES AND LOADING DIAGRAM, REFER TO DRAWINGS S-W-0XX SERIES.
 - FOR TYPICAL DETAILS, REFER TO DRAWINGS S-W-7XX SERIES.
 - TOP OF BEAM ELEV IS BOT OF PLYWOOD SHEATHING U.N.O.
 - PLYWOOD FLOOR SHEATHING 3/4\"/>

Owner
Storm King Art Center
1 Museum Road
New Windsor, NY 12553
+1 (845) 534-3115

Design Architect
heneghan peng architects
14-16 Lord Edward Street
Dublin, D02 YC63
+353 1 633 9000

Executive Architect
WXY Architecture + Urban Design
224 Centre Street, 5th Floor
New York, NY 10013
+1 (212) 219-1953

Landscape Architect
Gustafson Porter + Bowman
1 Cobham Mews
London, MW1 9SB
+44 020 7284 8950

Reed Hilderbrand LLC
33 Whitney Avenue, 3rd Floor
New Haven, CT 06510
+1 (617) 923-2422

Structural & Lighting
ARUP
77 Water Street
New York, NY 10005
+1 (212) 896-3000

MEPF & IT
BuroHappold
100 Broadway #23
New York, NY 10005
+1 (212) 616-0228

Civil
VHB
100 Great Oaks Blvd., Suite 118
Albany, NY 12203
+1 (518) 389-3606

AV & Acoustics
LSTN Consultants
76 Beaver Street, 2nd Floor
New York, NY 10005
+1 (347) 788-0810

Facade
Front Inc.
100 E. Broadway Street, #501
New York, NY 10002
+1 (212) 242-2220

Key Plan

Description	Date
50% Design Development	02/24/20
100% Design Development	05/29/20
50% Construction Documents	11/06/20

Project

Storm King Art Center Welcome Pavilions

Seal

NOT FOR CONSTRUCTION

Drawing Title

Ticketing Framing Plan, Second Level

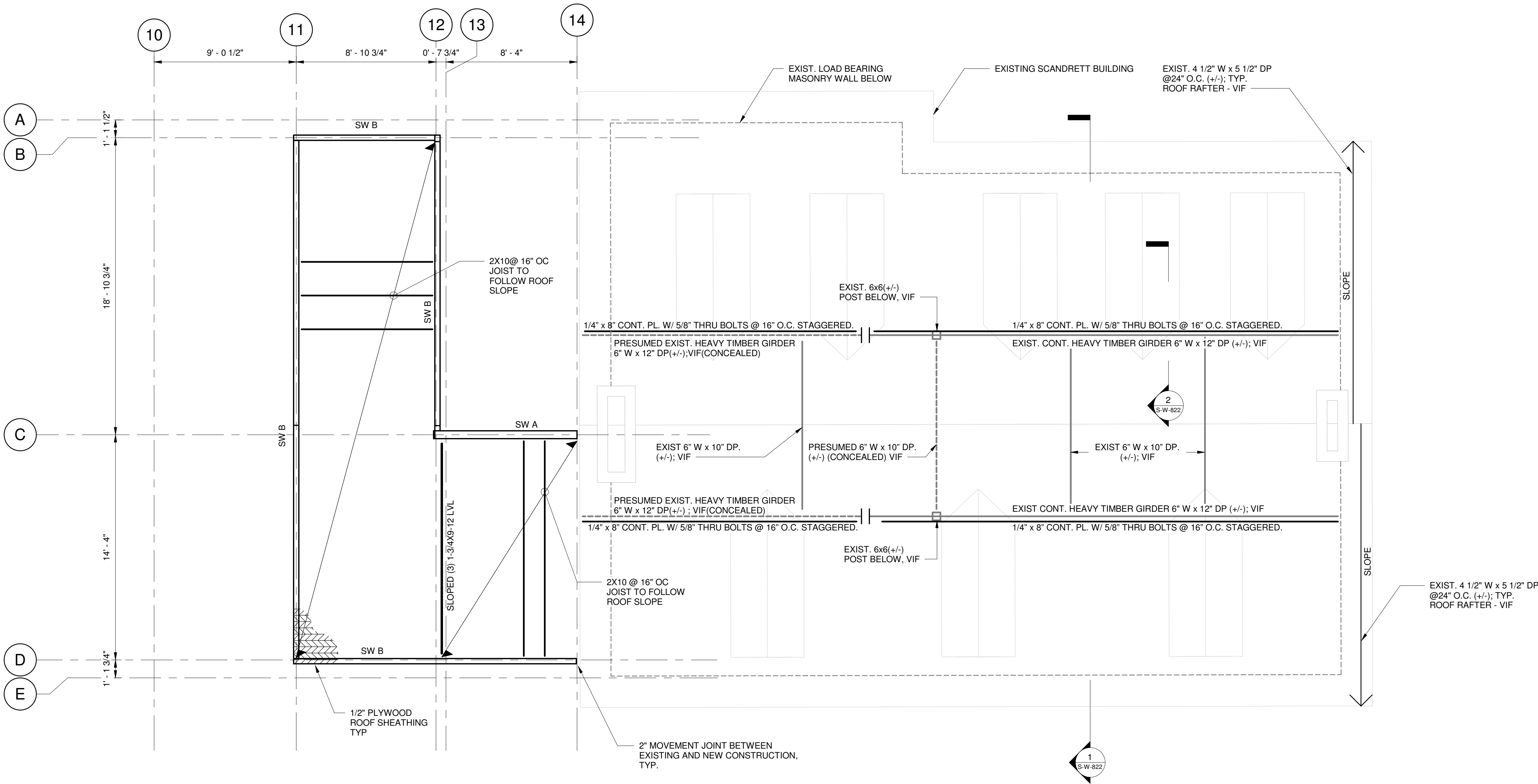
Date	11/06/20
Scale	As indicated
Drawing Number	S-W-321
Sheet Size	ARCH D

BEAM SCHEDULE

MARK	TYPE/GRADE	SPECIES/ GRADE	B_NOM [IN]	D_NOM [IN]	COMMENTS
B1-B	SAWN LUMBER	DOUGLAS FIR LARCH	5	8	
B2-B	GLULAM	24F-V1 SP/SP	4	7 1/2	
B1-C	SAWN LUMBER	DOUGLAS FIR LARCH	6	10	
B2-C	SAWN LUMBER	DOUGLAS FIR LARCH	4	4	
B3-C	SAWN LUMBER	DOUGLAS FIR LARCH	4	4	
B4-C	SAWN LUMBER	DOUGLAS FIR LARCH	4	4	

JOIST SCHEDULE

MARK	TYPE/GRADE	SPECIES/GRADE	B_NOM [IN]	D_NOM [IN]	COMMENTS
J1-B	SAWN LUMBER	DOUGLAS FIR - LARCH	2	6	
J2-B	SAWN LUMBER	DOUGLAS FIR - LARCH	4	6	
J1-C	SAWN LUMBER	DOUGLAS FIR - LARCH	2	10	



- NOTES:
- FOR GENERAL NOTES AND LOADING DIAGRAMS, REFER TO DRAWINGS S-W-0XX SERIES.
 - FOR TYPICAL DETAILS, REFER TO DRAWINGS S-W-7XX SERIES.
 - TOP OF BEAM ELEV IS BOT OF PLYWOOD SHEATHING U.N.O.
 - PLYWOOD FLOOR SHEATHING 3/4" PLYWOOD U.N.O. PLYWOOD ROOF SHEATHING 1/2" PLYWOOD U.N.O.
 - ALLOW FOR STRENGTHENING AND REPAIR OF EXISTING SCANDRETT ROOF STRUCTURE, RAFTERS AND BEAMS.
 - ALLOW FOR REPOINTING OF EXTERIOR MASONRY WALLS OF EXISTING SCANDRETT BUILDING.

Owner
Storm King Art Center
1 Museum Road
New Windsor, NY 12553
+1 (845) 534-3115

Design Architect
heneghan peng architects
14-16 Lord Edward Street
Dublin, D02 YC63
+353 1 633 9000

Executive Architect
WXY Architecture + Urban Design
224 Centre Street, 5th Floor
New York, NY 10013
+1 (212) 219-1953

Landscape Architect
Gustafson Porter + Bowman
1 Cobham Mews
London, MW1 9SB
+44 020 7284 8950

Reed Hilderbrand LLC
33 Whitney Avenue, 3rd Floor
New Haven, CT 06510
+1 (617) 923-2422

Structural & Lighting
ARUP
77 Water Street
New York, NY 10005
+1 (212) 896-3000

MEPF & IT
BuroHappold
100 Broadway #23
New York, NY 10005
+1 (212) 616-0228

Civil
VHB
100 Great Oaks Blvd., Suite 118
Albany, NY 12203
+1 (518) 389-3606

AV & Acoustics
LSTN Consultants
76 Beaver Street, 2nd Floor
New York, NY 10005
+1 (347) 788-0810

Facade
Front Inc.
100 E. Broadway Street, #501
New York, NY 10002
+1 (212) 242-2220

Key Plan

Description	Date
50% Design Development	02/24/20
100% Design Development	05/29/20
50% Construction Documents	11/06/20

Project

Storm King Art Center Welcome Pavilions

Seal

NOT FOR CONSTRUCTION
Drawing Title
Ticketing Framing
Plan, Roof Level

Date	11/06/20
Scale	As indicated
Drawing Number	S-W-322
Sheet Size	ARCH D

BEAM SCHEDULE

MARK	TYPE/GRADE	SPECIES/ GRADE	B_NOM [IN]	D_NOM [IN]	COMMENTS
B1-B	SAWN LUMBER	DOUGLAS FIR LARCH	5	8	
B2-B	GLULAM	24F-V1 SP/SP	4	7 1/2	
B1-C	SAWN LUMBER	DOUGLAS FIR LARCH	6	10	
B2-C	SAWN LUMBER	DOUGLAS FIR LARCH	4	4	
B3-C	SAWN LUMBER	DOUGLAS FIR LARCH	4	4	
B4-C	SAWN LUMBER	DOUGLAS FIR LARCH	4	4	

JOIST SCHEDULE

MARK	TYPE/GRADE	SPECIES/GRADE	B_NOM [IN]	D_NOM [IN]	COMMENTS
J1-B	SAWN LUMBER	DOUGLAS FIR - LARCH	2	6	
J2-B	SAWN LUMBER	DOUGLAS FIR - LARCH	4	6	
J1-C	SAWN LUMBER	DOUGLAS FIR - LARCH	2	10	

- NOTES:
- FOR GENERAL NOTES AND LOADING DIAGRAMs, REFER TO DRAWINGS S-W-0XX SERIES.
 - FOR TYPICAL DETAILS, REFER TO DRAWINGS S-W-7XX SERIES.
 - TOP OF BEAM ELEV IS BOT OF PLYWOOD SHEATHING U.N.O.
 - 1/2" PLYWOOD ROOF SHEATHING 1/2" U.N.O.
 - ADJUST JOIST SPACING TO ACCOMMODATE SKYLIGHTS.
 - W1-W INDICATES 2X4 BEARING WALL. REFER TO TYP DETAILS.

Owner
Storm King Art Center
1 Museum Road
New Windsor, NY 12553
+1 (845) 534-3115

Design Architect
heneghan peng architects
14-16 Lord Edward Street
Dublin, D02 YC63
+353 1 633 9000

Executive Architect
WXY Architecture + Urban Design
224 Centre Street, 5th Floor
New York, NY 10013
+1 (212) 219-1953

Landscape Architect
Gustafson Porter + Bowman
1 Cobham Mews
London, MW1 9SB
+44 020 7284 8950

Reed Hilderbrand LLC
33 Whitney Avenue, 3rd Floor
New Haven, CT 06510
+1 (617) 923-2422

Structural & Lighting
ARUP
77 Water Street
New York, NY 10005
+1 (212) 896-3000

MEPF & IT
BuroHappold
100 Broadway #23
New York, NY 10005
+1 (212) 616-0228

Civil
VHB
100 Great Oaks Blvd., Suite 118
Albany, NY 12203
+1 (518) 389-3606

AV & Acoustics
LSTN Consultants
76 Beaver Street, 2nd Floor
New York, NY 10005
+1 (347) 788-0810

Facade
Front Inc.
100 E. Broadway Street, #501
New York, NY 10002
+1 (212) 242-2220

Key Plan

Description	Date
50% Design Development	02/24/20
100% Design Development	05/29/20
50% Construction Documents	11/06/20

Project

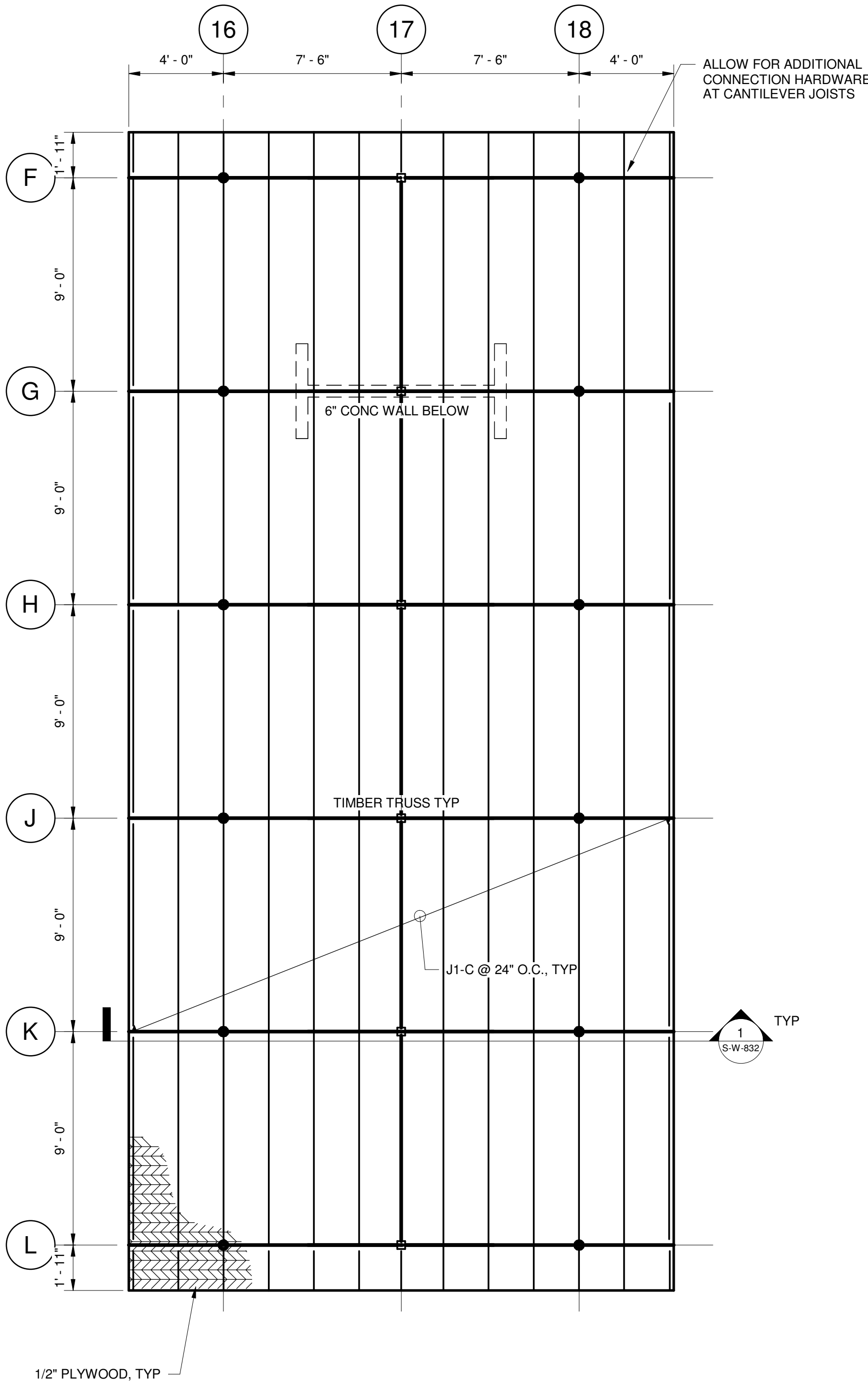
Storm King Art Center Welcome Pavilions

Seal

NOT FOR CONSTRUCTION

Drawing Title
Canopy Framing
Plan, Roof Level

Date	11/06/20
Scale	As indicated
Drawing Number	S-W-331
Sheet Size	ARCH D

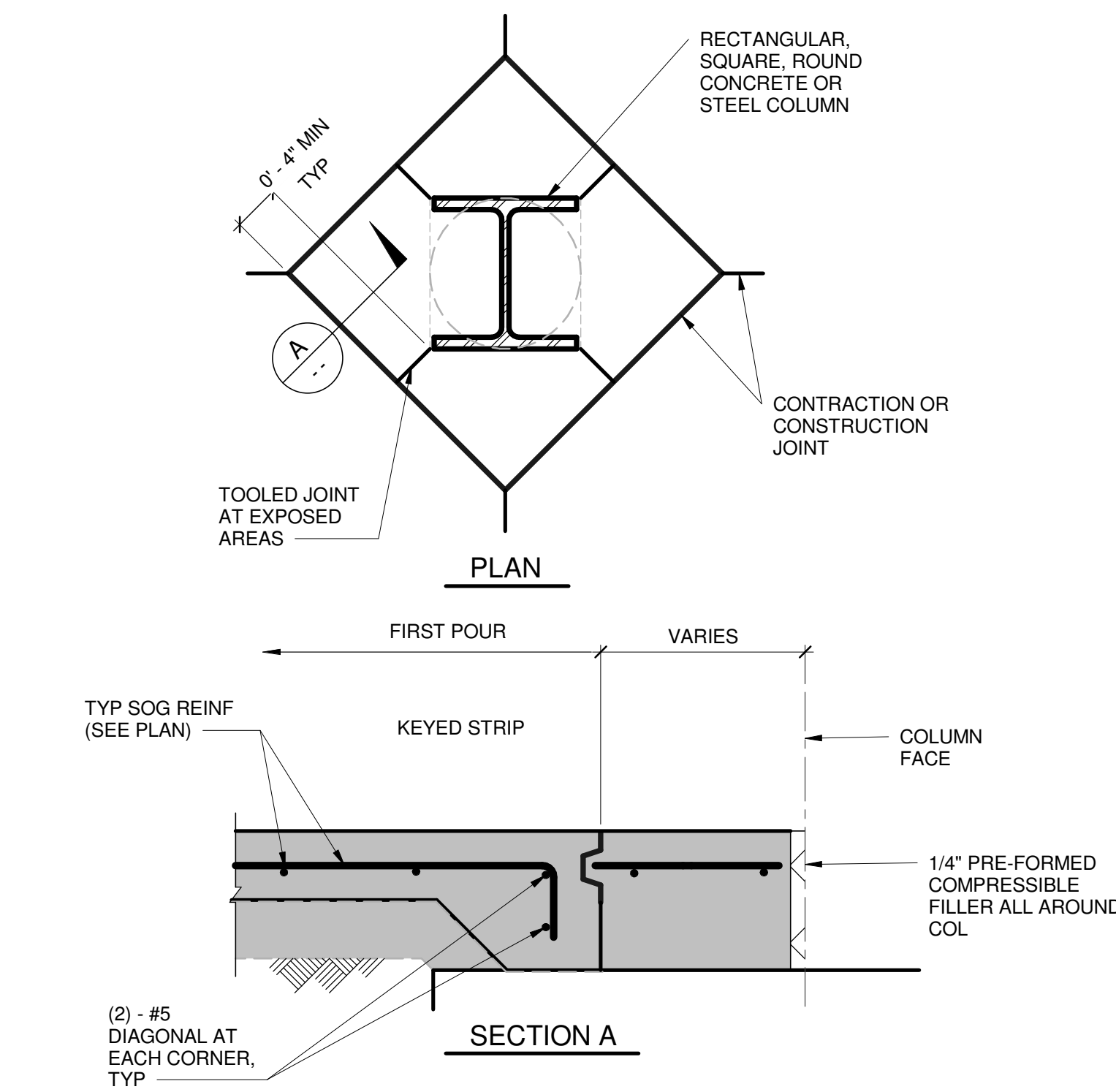


BEAM SCHEDULE

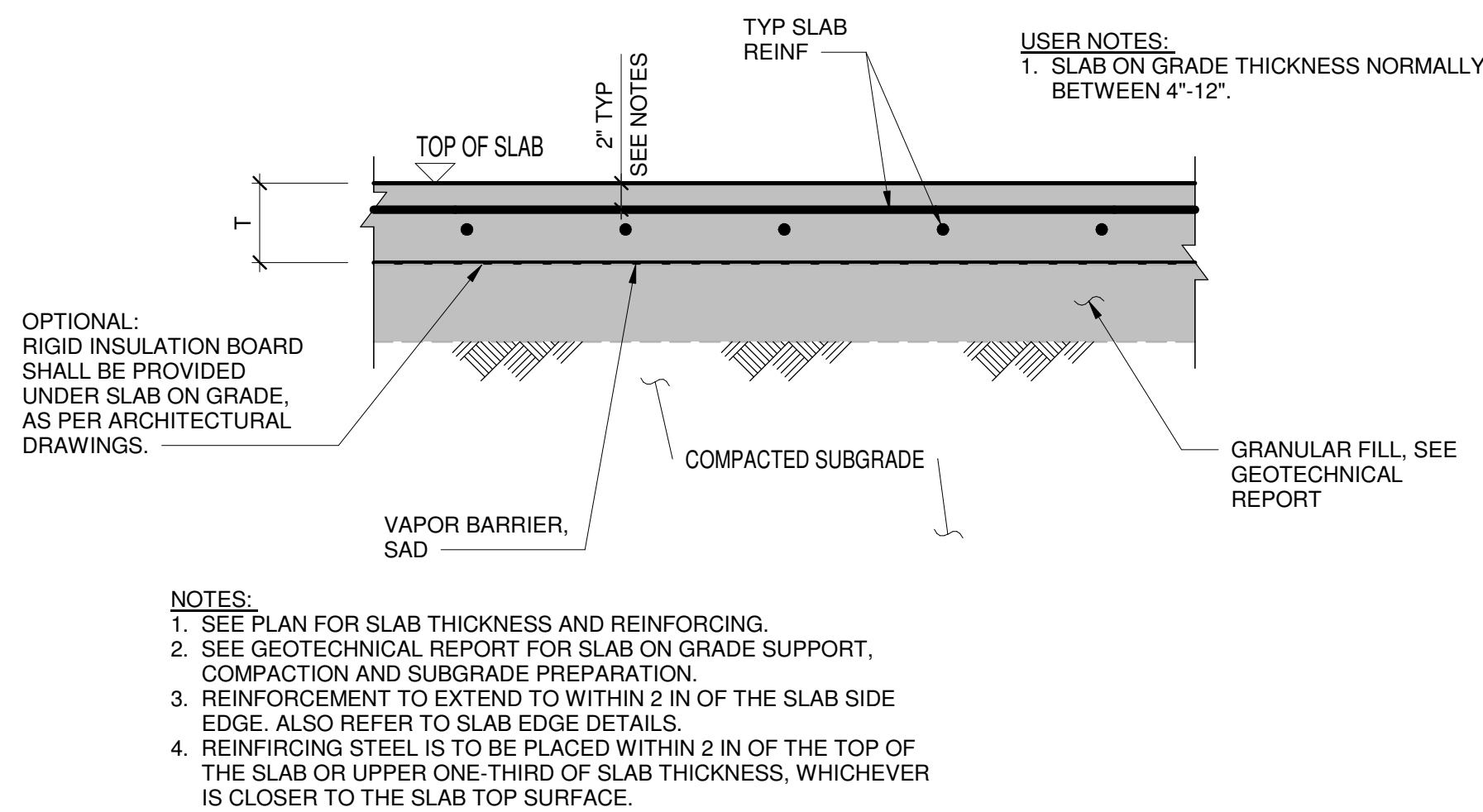
MARK	TYPE/GRADE	SPECIES/ GRADE	B_NOM [IN]	D_NOM [IN]	COMMENTS
B1-B	SAWN LUMBER	DOUGLAS FIR LARCH	5	8	
B2-B	GLULAM	24F-V1 SP/SP	4	7 1/2	
B1-C	SAWN LUMBER	DOUGLAS FIR LARCH	6	10	
B2-C	SAWN LUMBER	DOUGLAS FIR LARCH	4	4	
B3-C	SAWN LUMBER	DOUGLAS FIR LARCH	4	4	
B4-C	SAWN LUMBER	DOUGLAS FIR LARCH	4	4	

JOIST SCHEDULE

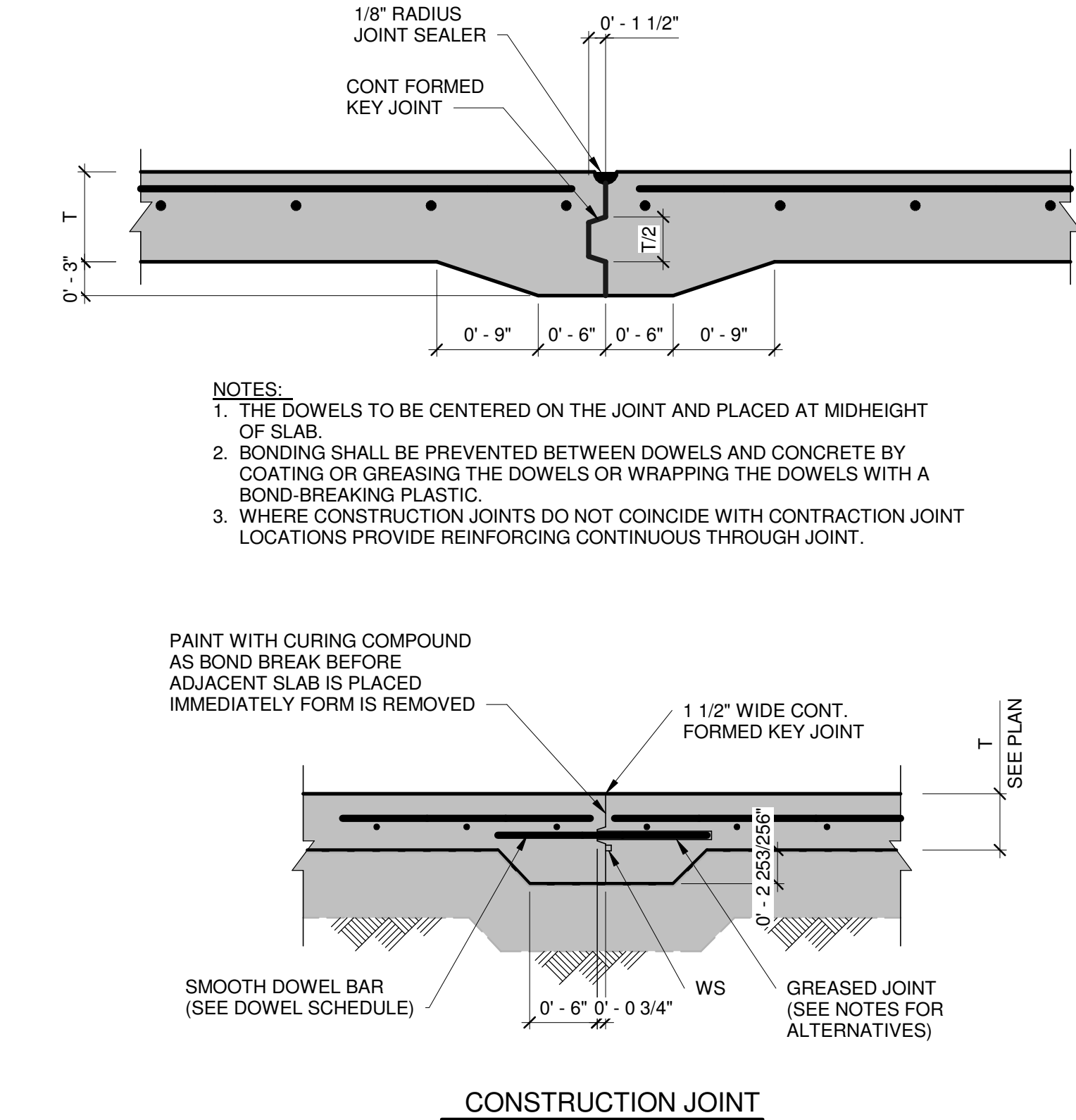
MARK	TYPE/GRADE	SPECIES/GRADE	B_NOM [IN]	D_NOM [IN]	COMMENTS
J1-B	SAWN LUMBER	DOUGLAS FIR - LARCH	2	6	
J2-B	SAWN LUMBER	DOUGLAS FIR - LARCH	4	6	
J1-C	SAWN LUMBER	DOUGLAS FIR - LARCH	2	10	



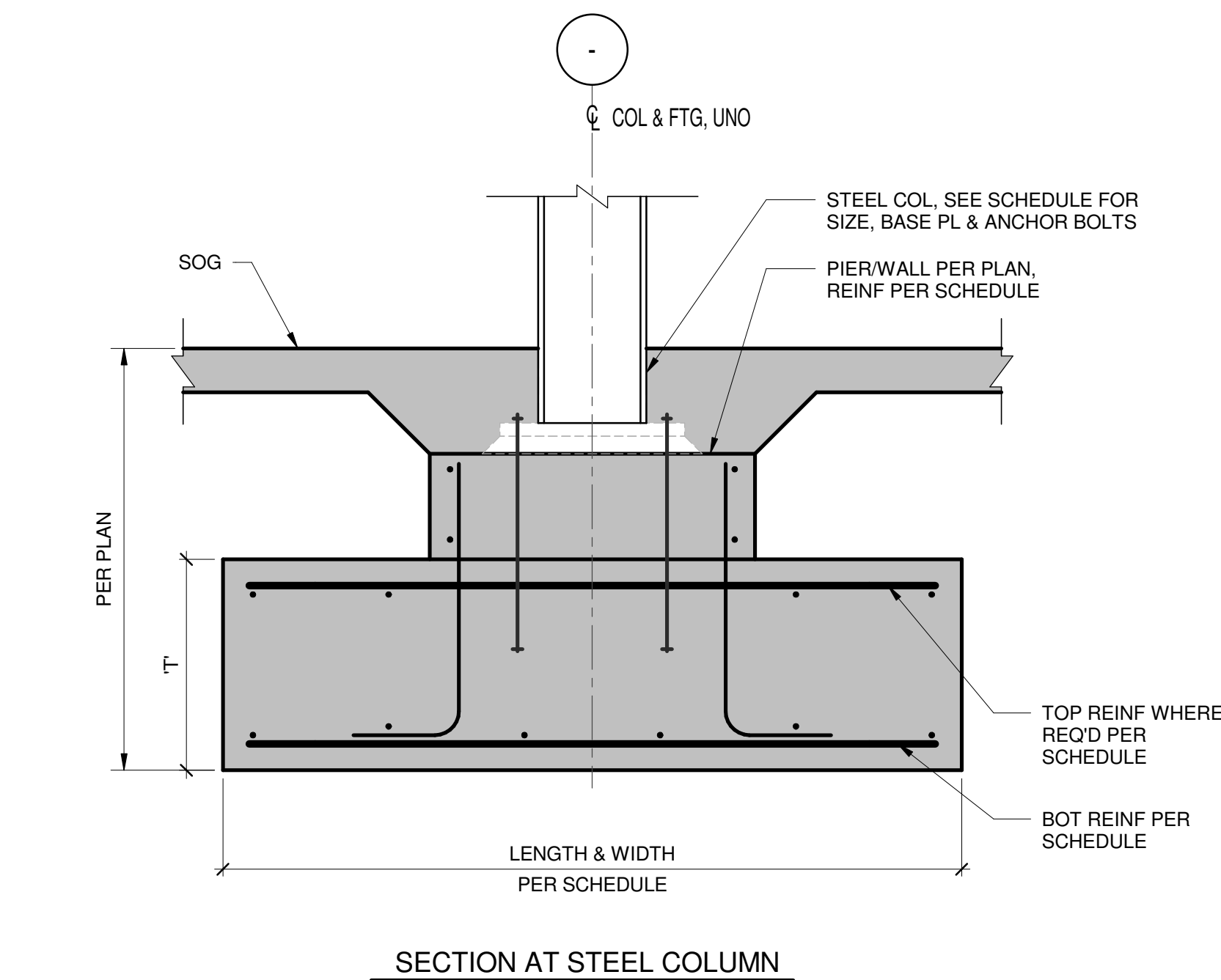
1 CONSTRUCTION JOINTS AT COLUMN SLAB ON GRADE
1" = 1'-0"



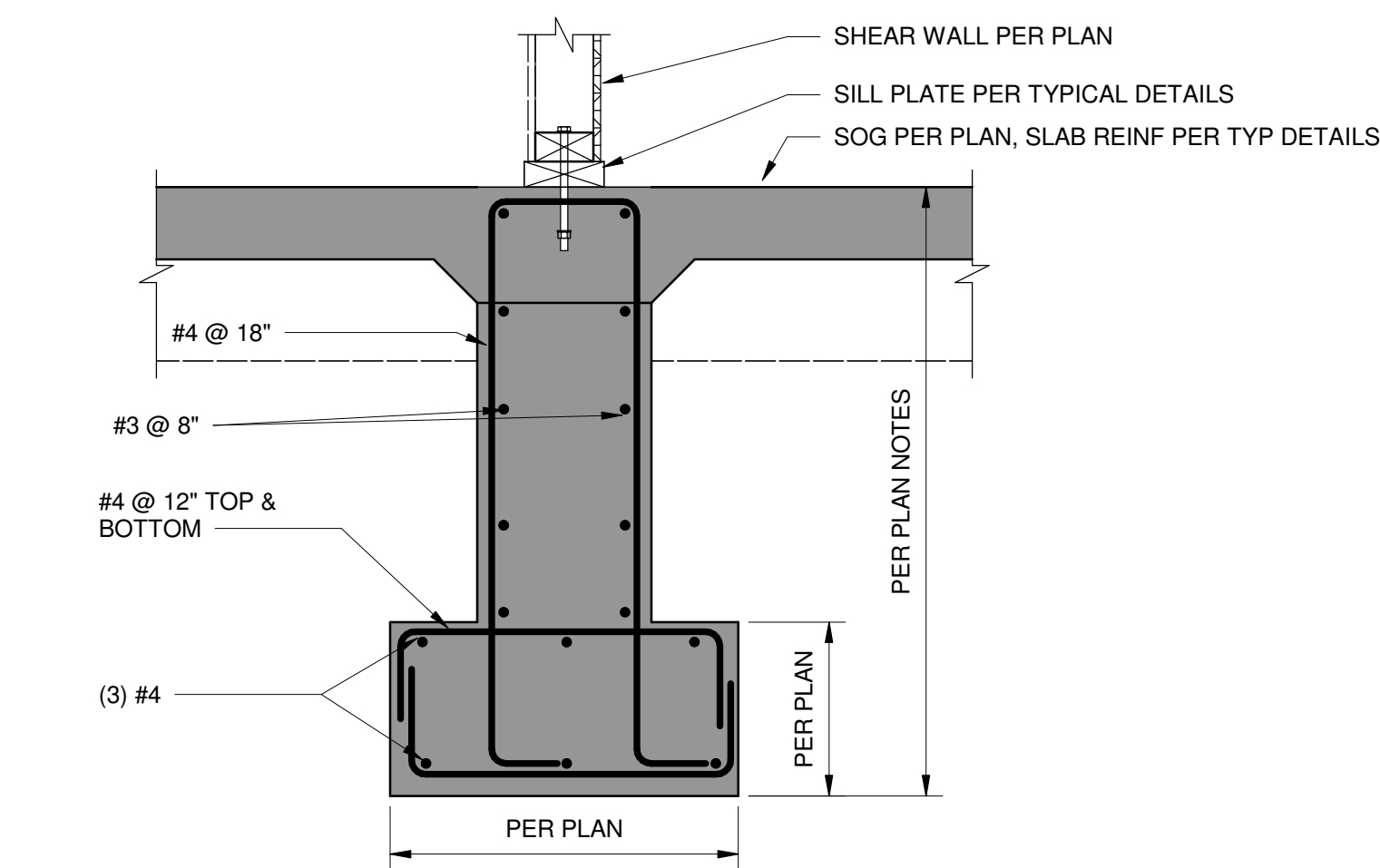
2 TYPICAL SLAB ON GRADE
1" = 1'-0"



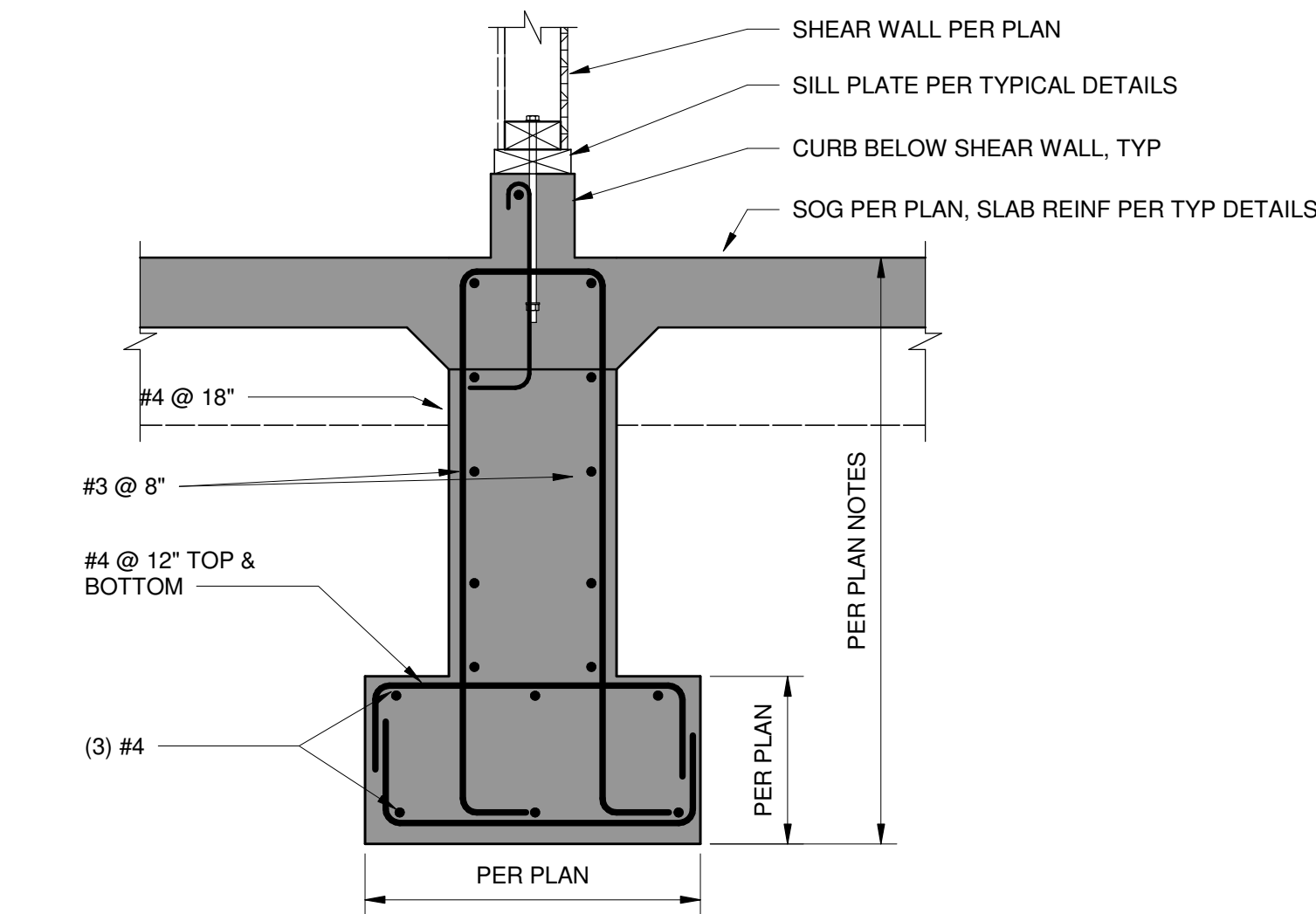
3 TYPICAL SLAB ON GRADE CONTROL AND CONSTRUCTION JOINTS
1" = 1'-0"



4 TYPICAL SPREAD FOOTING DETAILS
3/4" = 1'-0"



5 TYP FOOTING AT SHEAR WALL
1" = 1'-0"



6 TYP FOOTING AT SHEAR WALL WITH CURB
1" = 1'-0"

Owner
Storm King Art Center
1 Museum Road
New Windsor, NY 12553
+1 (845) 534-3115

Design Architect
heneghan peng architects
14-16 Lord Edward Street
Dublin, D02 YC63
+353 1 633 9000

Executive Architect
WXY Architecture + Urban Design
224 Centre Street, 5th Floor
New York, NY 10013
+1 (212) 219-1953

Landscape Architect
Gustafson Porter + Bowman
1 Cobham Mews
London, MW1 9SB
+44 020 7284 8950

Reed Hilderbrand LLC
33 Whitney Avenue, 3rd Floor
New Haven, CT 06510
+1 (617) 923-2422

Structural & Lighting
ARUP
77 Water Street
New York, NY 10005
+1 (212) 896-3000

MEPF & IT
BuroHappold
100 Broadway #23
New York, NY 10005
+1 (212) 616-0228

Civil
VHB
100 Great Oaks Blvd., Suite 118
Albany, NY 12203
+1 (518) 389-3606

AV & Acoustics
LSTN Consultants
76 Beaver Street, 2nd Floor
New York, NY 10005
+1 (347) 788-0810

Facade
Front Inc.
100 E. Broadway Street, #501
New York, NY 10002
+1 (212) 242-2220

Key Plan

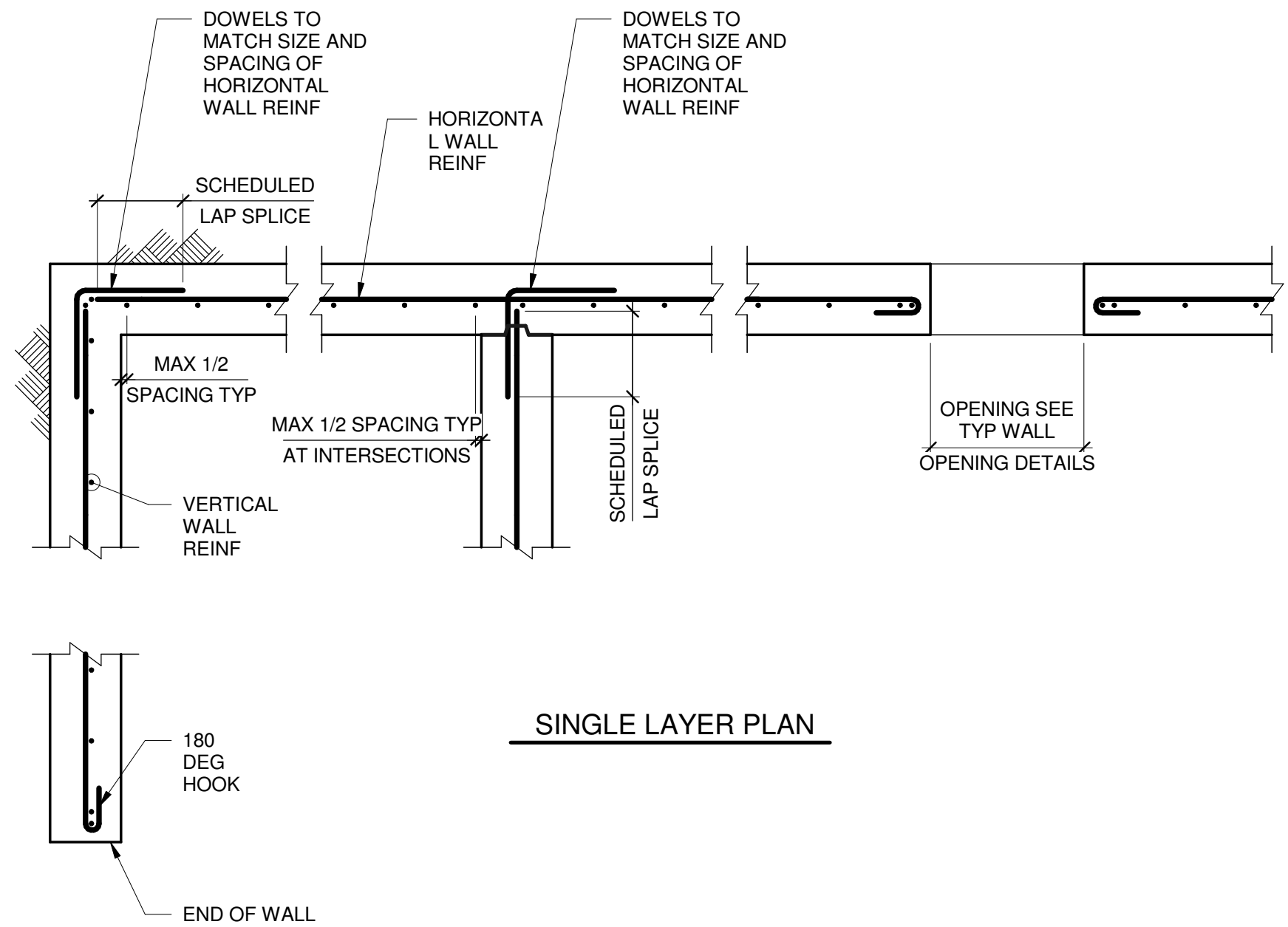
Description	Date
50% Design Development	02/24/20
100% Design Development	05/29/20
50% Construction Documents	11/06/20

Project
Storm King
Art Center
**Welcome
Pavilions**

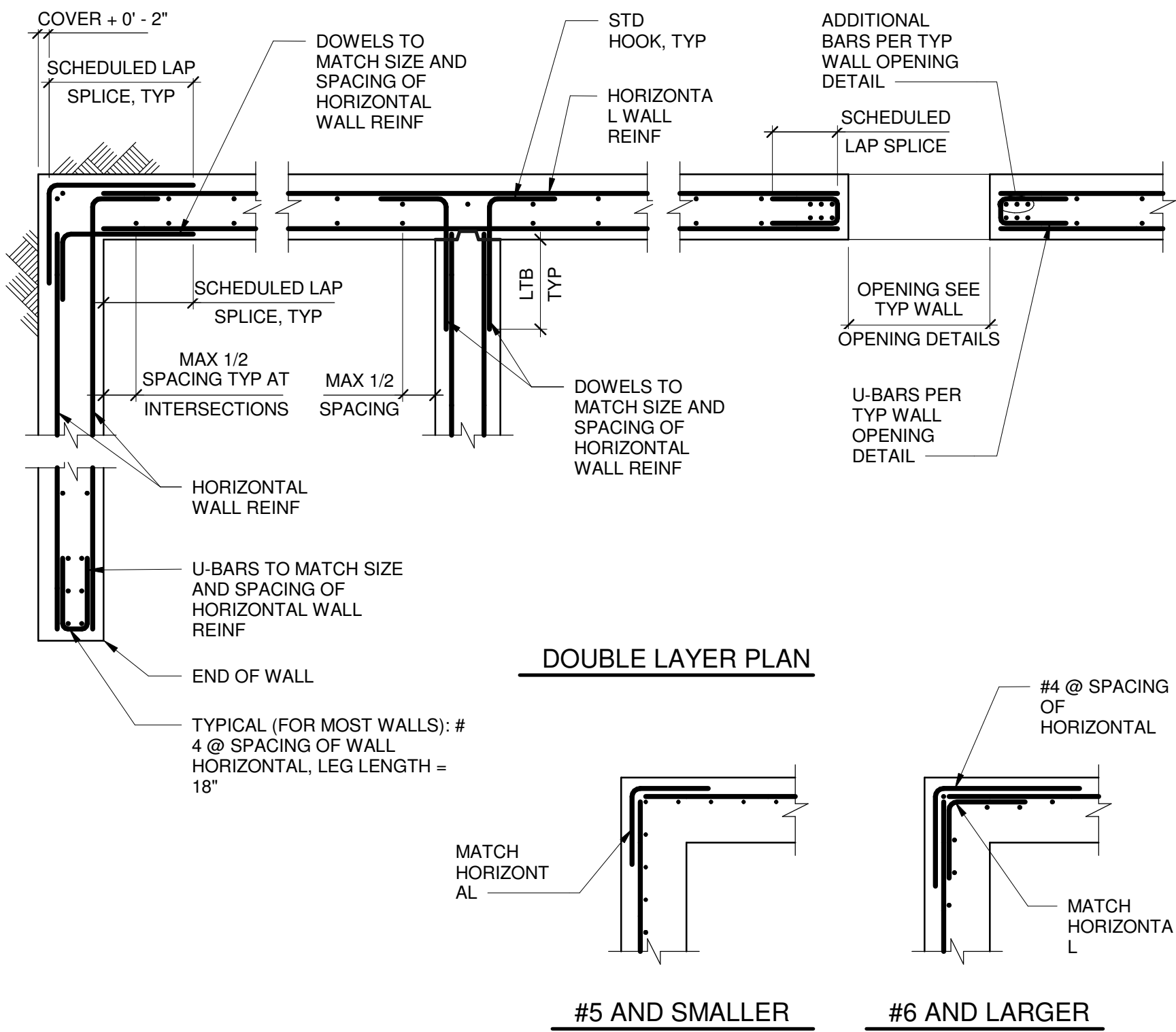
Seal

NOT FOR CONSTRUCTION
Drawing Title
Structural Typ
Foundation Details

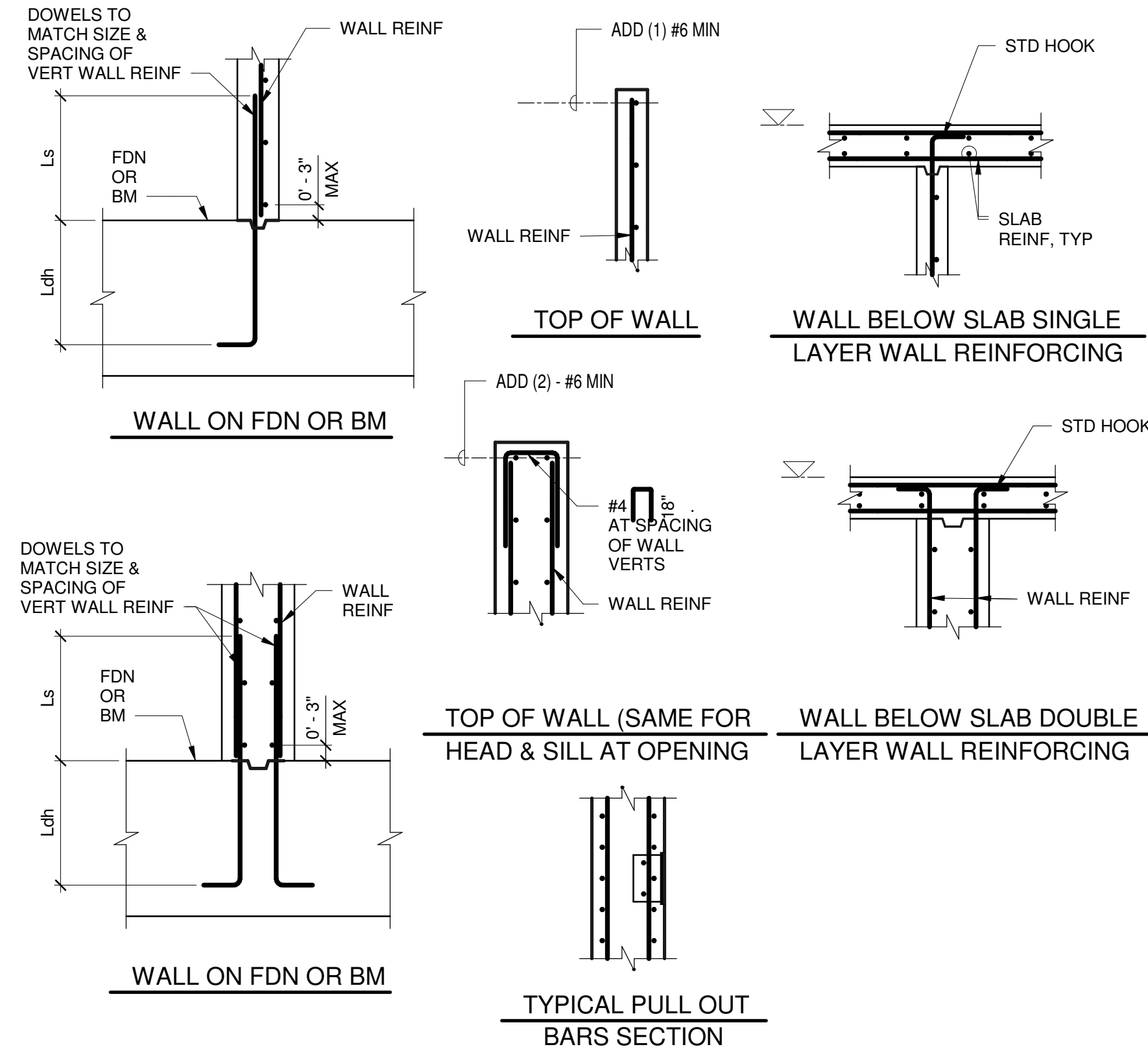
Date	11/06/20
Scale	As indicated
Drawing Number	S-W-701
Sheet Size	ARCH D



1 TYPICAL WALL REINFORCING DETAIL
1/2" = 1'-0"



2 TYPICAL WALL REINFORCING DETAIL
1/2" = 1'-0"



3 TYPICAL CONCRETE WALL REINFORCING SECTIONS
1/2" = 1'-0"

Owner
Storm King Art Center
1 Museum Road
New Windsor, NY 12553
+1 (845) 534-3115

Design Architect
heneghan peng architects
14-16 Lord Edward Street
Dublin, D02 YC63
+353 1 633 9000

Executive Architect
WXY Architecture + Urban Design
224 Centre Street, 5th Floor
New York, NY 10013
+1 (212) 219-1953

Landscape Architect
Gustafson Porter + Bowman
1 Cobham Mews
London, MW1 9SB
+44 020 7284 8950

Reed Hilderbrand LLC
33 Whitney Avenue, 3rd Floor
New Haven, CT 06510
+1 (617) 923-2422

Structural & Lighting
ARUP
77 Water Street
New York, NY 10005
+1 (212) 896-3000

MEPF & IT
BuroHappold
100 Broadway #23
New York, NY 10005
+1 (212) 616-0228

Civil
VHB
100 Great Oaks Blvd., Suite 118
Albany, NY 12203
+1 (518) 389-3606

AV & Acoustics
LSTN Consultants
76 Beaver Street, 2nd Floor
New York, NY 10005
+1 (347) 788-0810

Facade
Front Inc.
100 E. Broadway Street, #501
New York, NY 10002
+1 (212) 242-2220

Key Plan

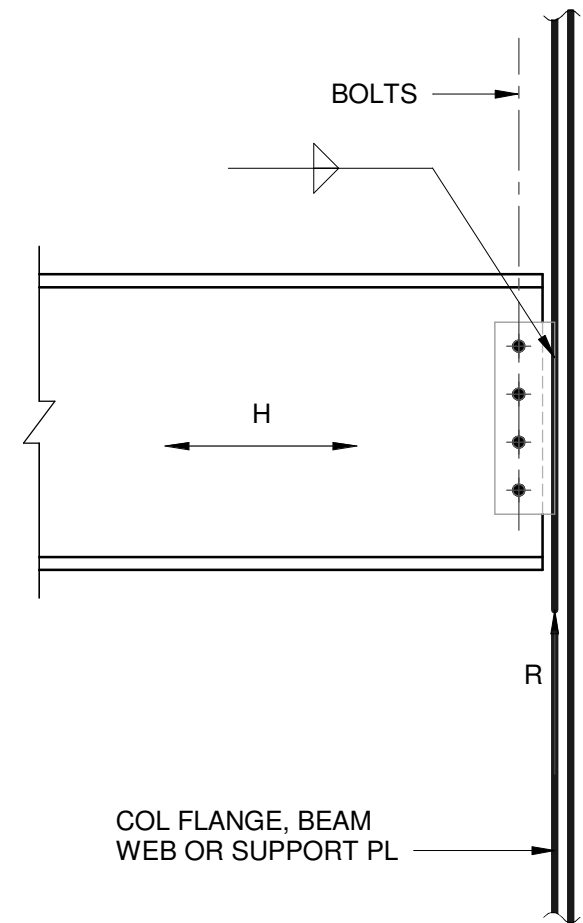
Description	Date
100% Design Development	05/29/20
50% Construction Documents	11/06/20

Project
Storm King
Art Center
**Welcome
Pavilions**

Seal

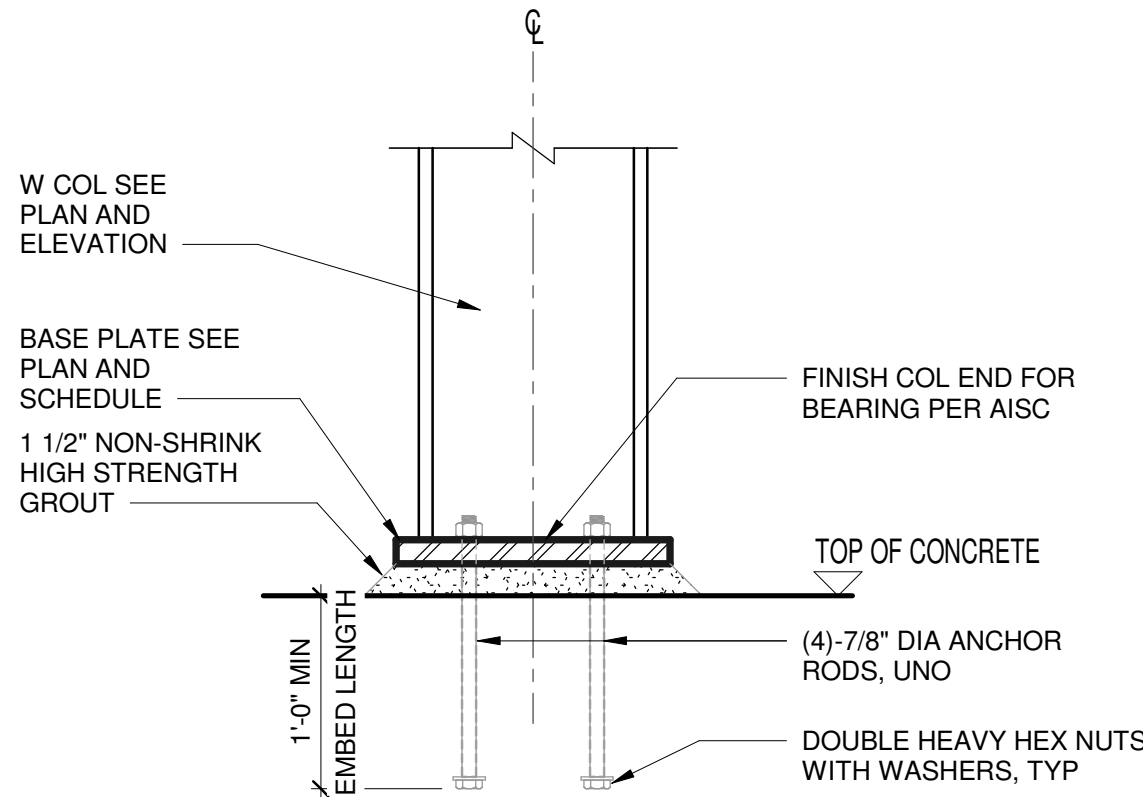
NOT FOR CONSTRUCTION
Drawing Title
Structural Typ
Concrete Details

Date	11/06/20
Scale	1/2" = 1'-0"
Drawing Number	S-W-702
Sheet Size	ARCH D



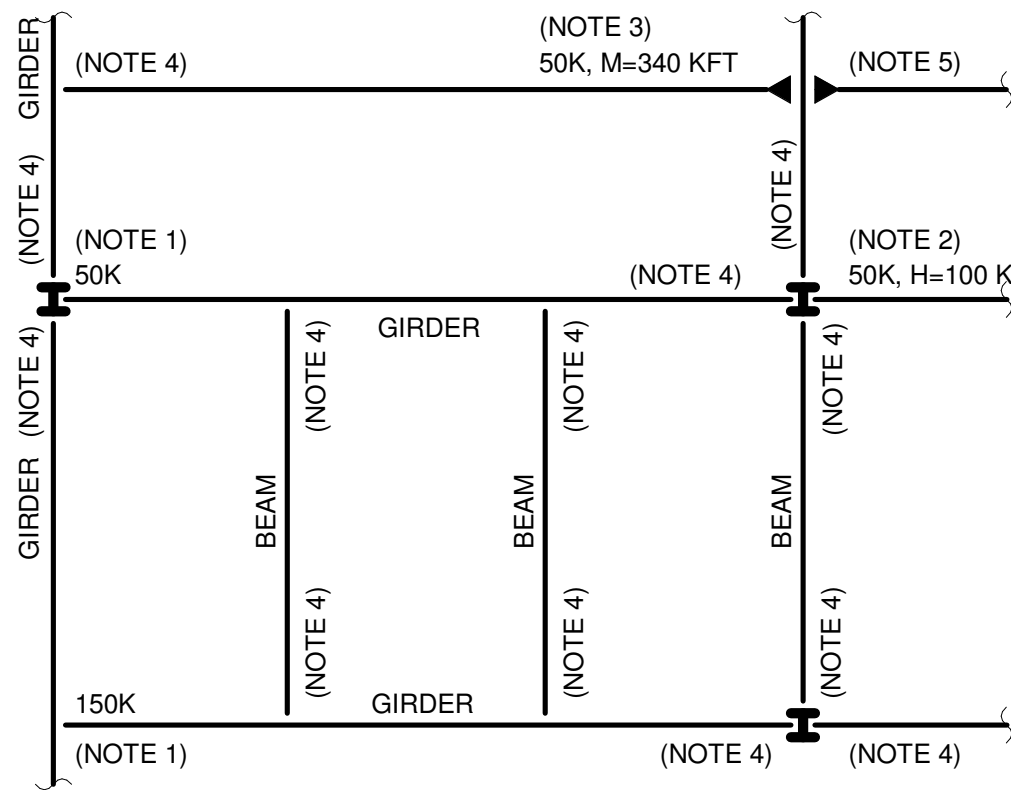
- NOTES:
1. PROVIDE CONNECTION TO RESIST VERTICAL REACTION 'R' AND HORIZONTAL FORCE 'H', WHERE IT OCCURS, AS PER BEAM CONNECTION REQUIREMENTS TYPICAL DETAIL.
 2. FOLLOW THE AISC DESIGN PROCEDURES FOR SINGLE PLATE CONNECTIONS.
 3. BOLTS SHALL BE A325-N AND BE FULLY TENSIONED.
 4. PROVIDE REINFORCING IN THE BEAM WHERE COPIES HAVE REDUCED ITS CAPACITY BELOW THAT REQUIRED TO SUSTAIN THE REACTIONS. PROVIDE ELEMENTS WHERE LOCAL CAPACITY TO RESIST THE REACTIONS IS INADEQUATE.
 5. ALTERNATE CONNECTION SYSTEM (SINGLE ANGLE, SHEAR END-PLATE) MAY BE USED UPON WRITTEN REQUEST BY CONTRACTOR AND APPROVAL BY ENGINEER.

1 SINGLE-PLATE (SHEAR TAB) CONNECTION
1" = 1'-0"



BASE PLATE SCHEDULE				
COL MARK	WIDTH 'N' (IN)	BREADTH 'B' (IN)	THICKNES 'S' 'T' (IN)	GRADE
W14x	--	--	--	ASTM F1554 GR 36

2 TYPICAL BASE PLATE ELEVATION
1" = 1'-0"



- NOTES:
1. NUMBER INDICATES FACTORED VERTICAL REACTION IN KIPS. DESIGN AND PROVIDE CONNECTION FOR VERTICAL REACTION PER TYPICAL DETAILS SHOWN IN THIS SET OF DRAWINGS.
 2. NUMBER INDICATES FACTORED VERTICAL REACTION AND AXIAL FORCE IN KIPS. DESIGN AND PROVIDE CONNECTION FOR THE ABOVE FORCES PER TYPICAL DETAILS SHOWN IN THIS SET OF DRAWINGS.
 3. NUMBER INDICATES FACTORED VERTICAL REACTION IN KIPS AND MOMENT IN KIP-FT. DESIGN AND PROVIDE CONNECTION FOR THE ABOVE FORCES PER TYPICAL DETAILS SHOW IN THIS SET OF DRAWINGS.
 4. WHERE NO NUMBERS ARE SHOWN AT THE MEMBER ENDS, REFER TO 'MINIMUM VERTICAL REACTIONS SCHEDULE' IN THIS SHEET. DESIGN AND PROVIDE CONNECTION PER TYPICAL DETAILS FOR THE REACTION DETERMINED FROM THE SCHEDULE.
 5. WHERE NO NUMBERS ARE SHOWN AT MOMENT CONNECTIONS, DESIGN AND PROVIDE MOMENT CONNECTION FOR THE BENDING MOMENT STRENGTH OF THE SMALLER MEMBER IN THE CONNECTION.

3 BEAM CONNECTION TYPICAL REQUIREMENTS KEY PLAN
3/4" = 1'-0"

Owner
Storm King Art Center
1 Museum Road
New Windsor, NY 12553
+1 (845) 534-3115

Design Architect
heneghan peng architects
14-16 Lord Edward Street
Dublin, D02 YC63
+353 1 633 9000

Executive Architect
WXY Architecture + Urban Design
224 Centre Street, 5th Floor
New York, NY 10013
+1 (212) 219-1953

Landscape Architect
Gustafson Porter + Bowman
1 Cobham Mews
London, MW1 9SB
+44 020 7284 8950

Reed Hilderbrand LLC
33 Whitney Avenue, 3rd Floor
New Haven, CT 06510
+1 (617) 923-2422

Structural & Lighting
ARUP
77 Water Street
New York, NY 10005
+1 (212) 896-3000

MEPF & IT
BuroHappold
100 Broadway #23
New York, NY 10005
+1 (212) 616-0228

Civil
VHB
100 Great Oaks Blvd., Suite 118
Albany, NY 12203
+1 (518) 389-3606

AV & Acoustics
LSTN Consultants
76 Beaver Street, 2nd Floor
New York, NY 10005
+1 (347) 788-0810

Facade
Front Inc.
100 E. Broadway Street, #501
New York, NY 10002
+1 (212) 242-2220

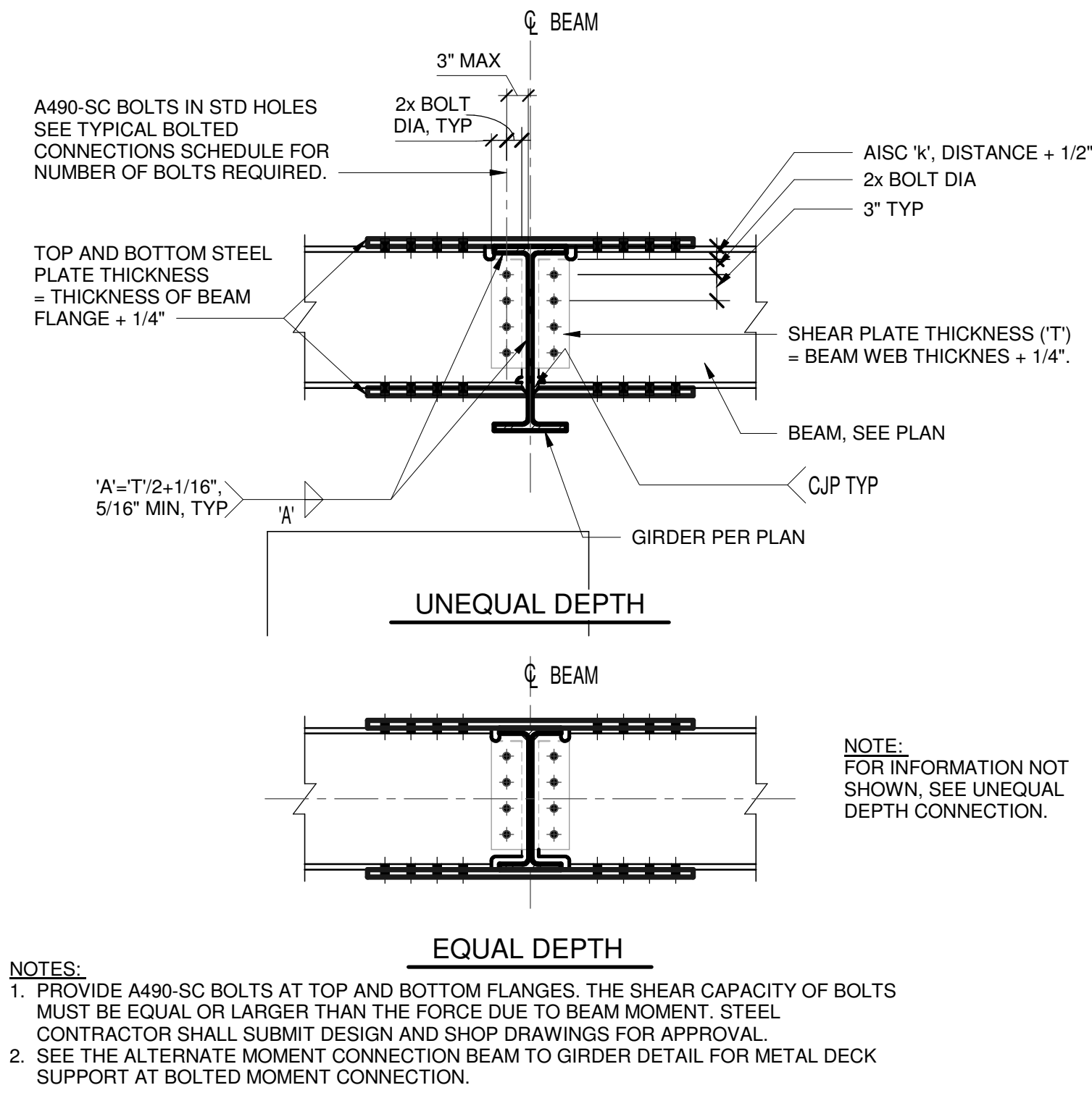
Key Plan

Description	Date
50% Design Development	02/24/20
100% Design Development	05/29/20
50% Construction Documents	11/06/20

Project
Storm King
Art Center
Welcome
Pavilions

Seal	
NOT FOR CONSTRUCTION	
Drawing Title Structural Typ Steel Details, Sheet 1	
Date	11/06/20
Scale	As indicated
Drawing Number	S-W-711
Sheet Size	ARCH D

MINIMUM FACTORED REACTION SCHEDULE			
NOMINAL BEAM DEPTH	TOP OF CONNECTION		MIN NUMBER OF BOLT ROWS "N"
	BEAM FRAMING TO GIRDER OR WALL (KIPS)	BEAM FRAMING TO COLUMN GIRDER CONNECTION (KIPS)	
W8x	18	24	2
W10x	24	30	2
W12x	30	39	3
W14x	35	45	3
W16x	40	51	3
W18x	45	60	4
W21x	53	70	4
W24x	60	80	5
W27x	68	90	5
W30x	75	105	6
W33x	83	130	6
W36x	90	150	8
W40x	100	150	8
W44x	120	200	10



1 MINIMUM VERTICAL REACTION SCHEDULE
3/4" = 1'-0"

2 WF COLUMN TO WF GIRDER WEB PARALLEL
3/4" = 1'-0"

Owner
Storm King Art Center
1 Museum Road
New Windsor, NY 12553
+1 (845) 534-3115

Design Architect
heneghan peng architects
14-16 Lord Edward Street
Dublin, D02 YC63
+353 1 633 9000

Executive Architect
WXY Architecture + Urban Design
224 Centre Street, 5th Floor
New York, NY 10013
+1 (212) 219-1953

Landscape Architect
Gustafson Porter + Bowman
1 Cobham Mews
London, MW1 9SB
+44 020 7284 8950

Reed Hilderbrand LLC
33 Whitney Avenue, 3rd Floor
New Haven, CT 06510
+1 (617) 923-2422

Structural & Lighting
ARUP
77 Water Street
New York, NY 10005
+1 (212) 896-3000

MEPF & IT
BuroHappold
100 Broadway #23
New York, NY 10005
+1 (212) 616-0228

Civil
VHB
100 Great Oaks Blvd., Suite 118
Albany, NY 12203
+1 (518) 389-3606

AV & Acoustics
LSTN Consultants
76 Beaver Street, 2nd Floor
New York, NY 10005
+1 (347) 788-0810

Facade
Front Inc.
100 E. Broadway Street, #501
New York, NY 10002
+1 (212) 242-2220

Key Plan

Description	Date
50% Design Development	02/24/20
100% Design Development	05/29/20
50% Construction Documents	11/06/20

Project

Storm King
Art Center

Welcome
Pavilions

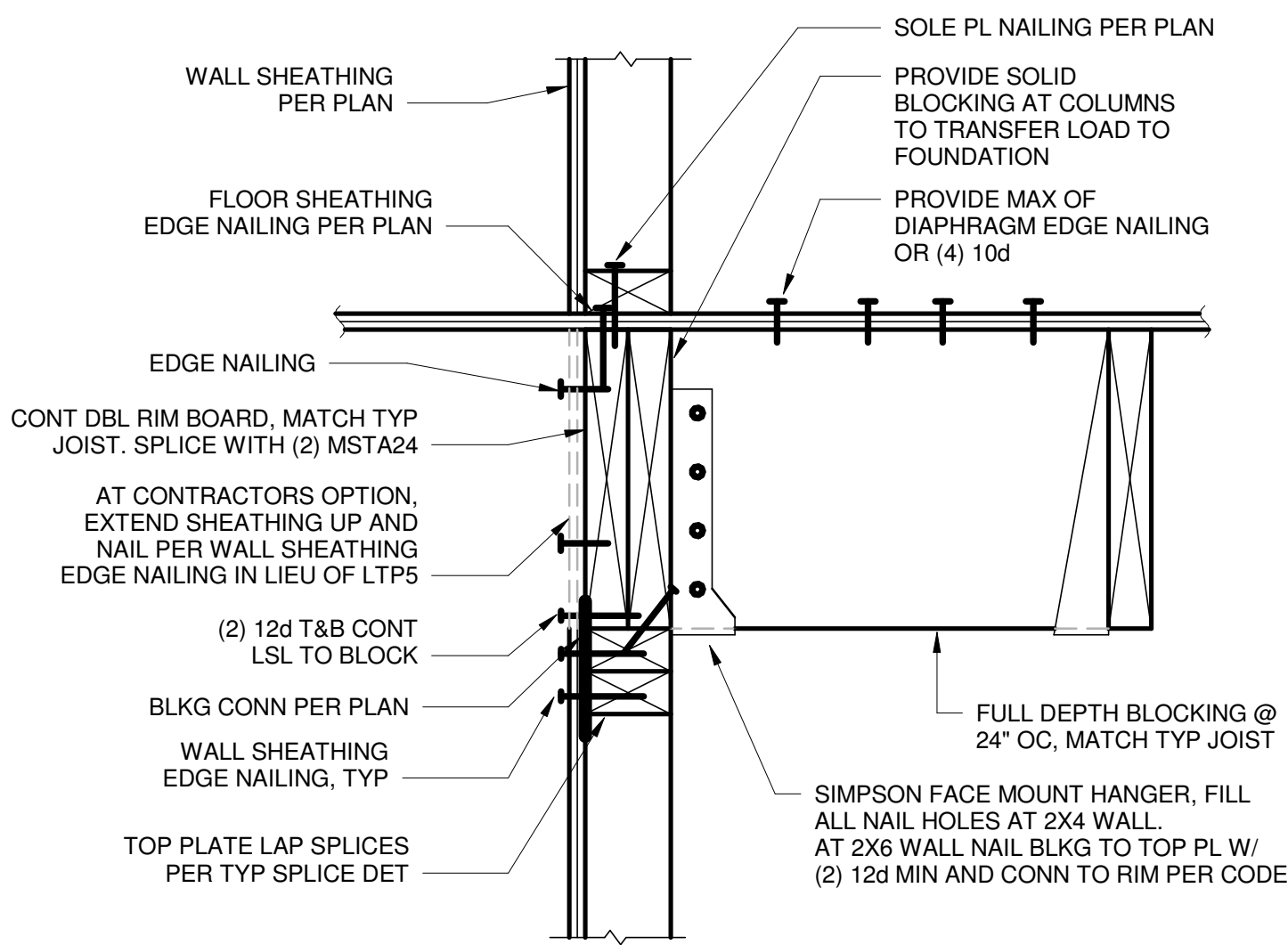
Seal

NOT FOR CONSTRUCTION

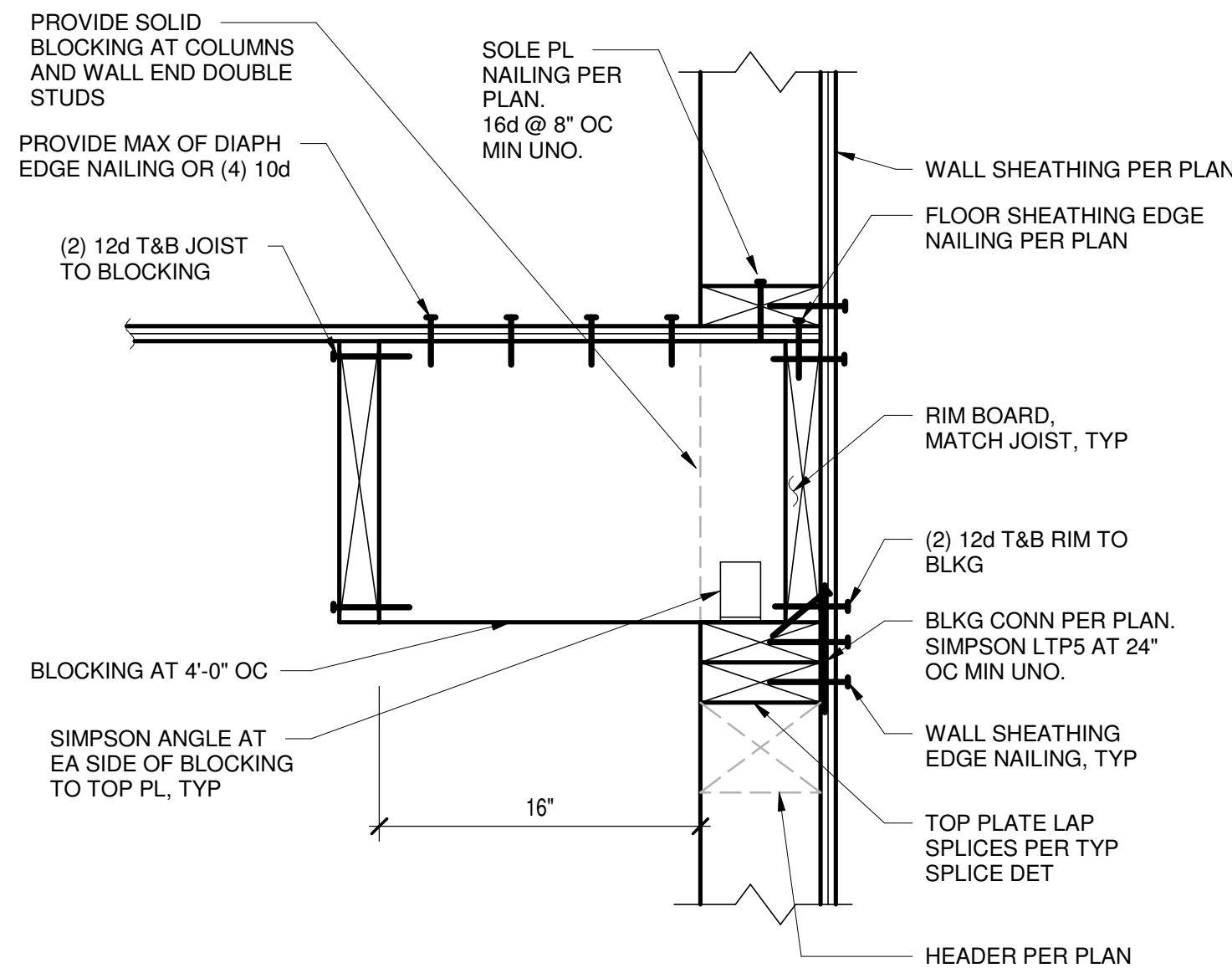
Drawing Title

Structural Typ Steel
Details, Sheet 2

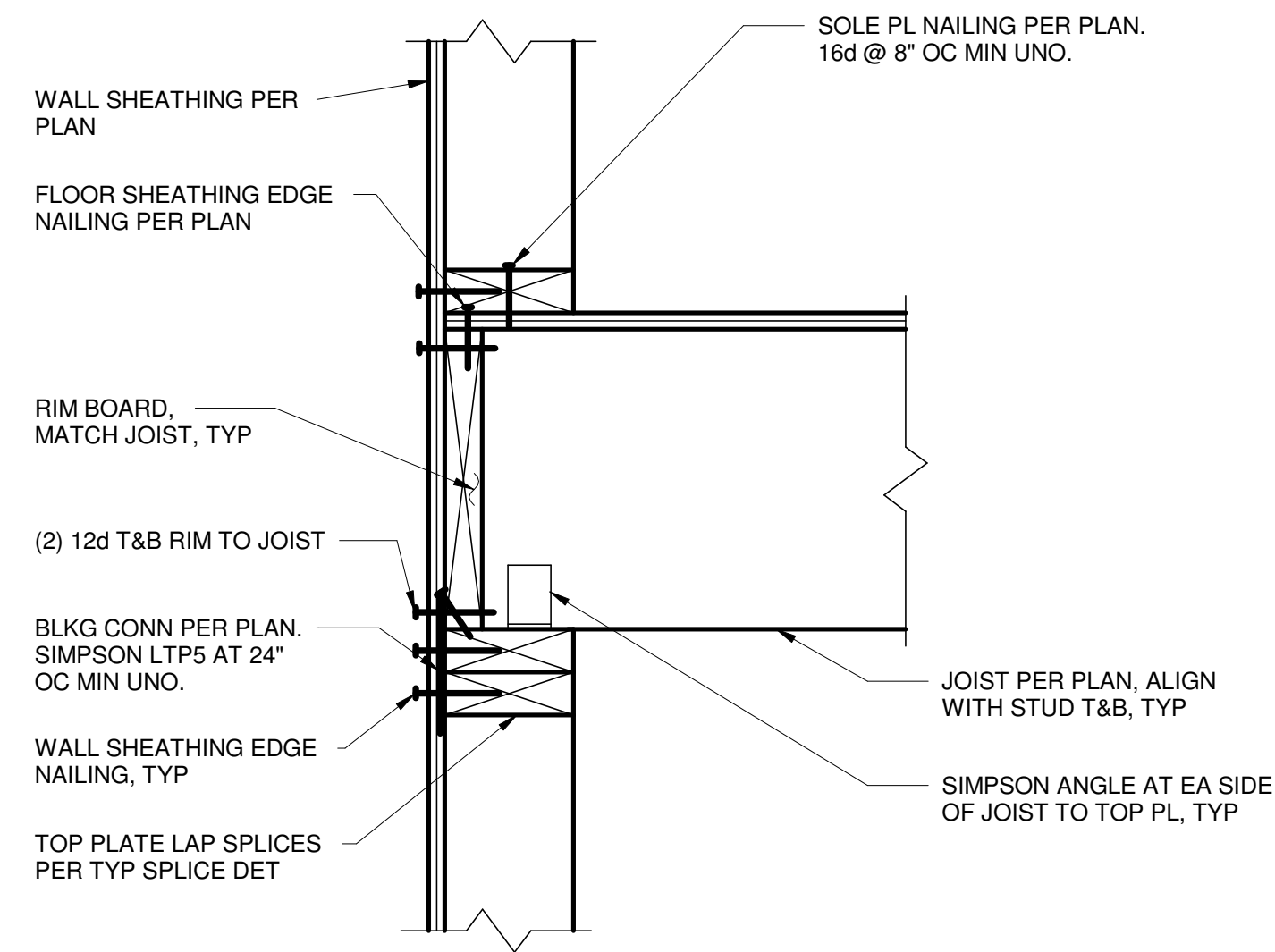
Date	11/06/20
Scale	3/4" = 1'-0"
Drawing Number	S-W-712
Sheet Size	ARCH D



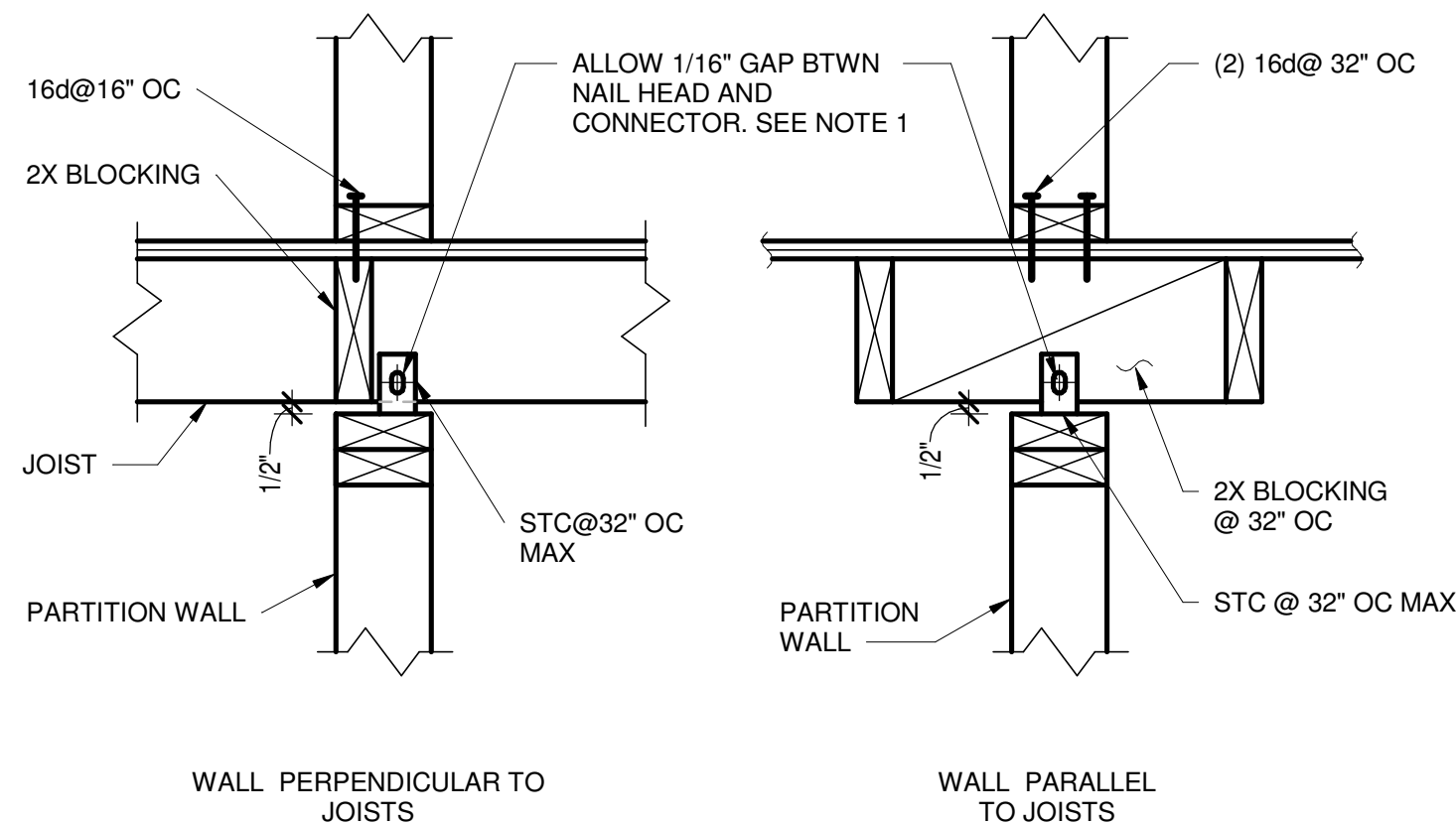
1 TYP DETAIL AT JOIST PARALLEL TO SHEAR WALL
1 1/2" = 1'-0"



2 TYP JOIST PARALLEL TO EXT WALL
1 1/2" = 1'-0"



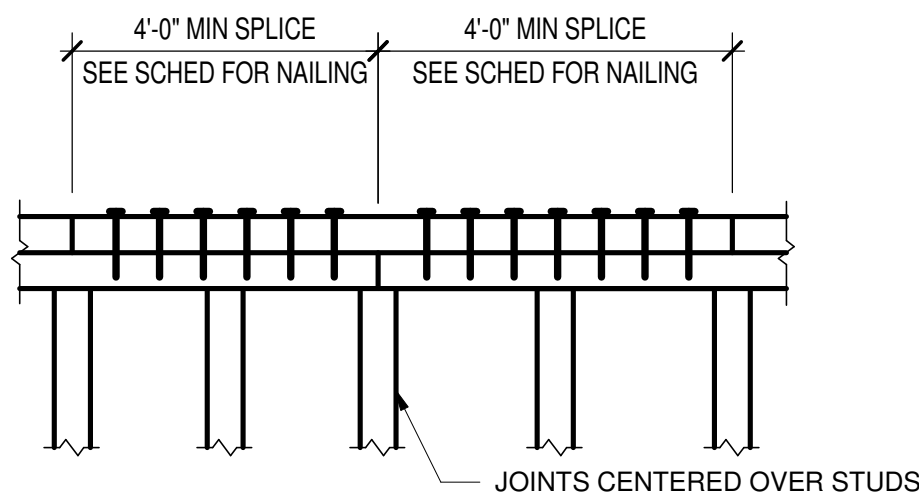
3 TYP JOIST PERPENDICULAR TO EXT WALL
1 1/2" = 1'-0"



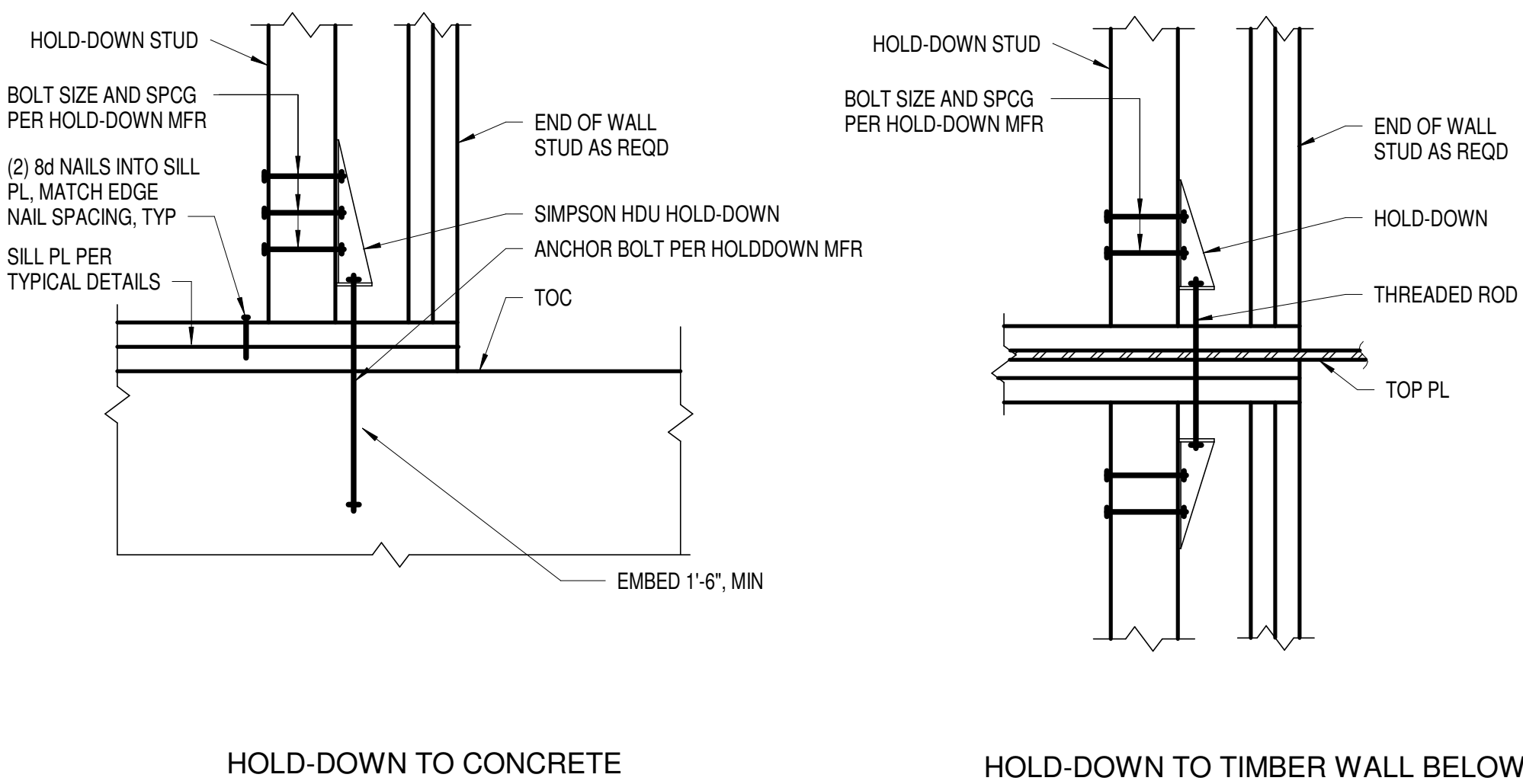
NOTES:

- CONTRACTOR TO CHECK THAT CONNECTION DOES NOT SQUEAK WITH VERTICAL MOVEMENT.

MINIMUM NUMBER OF NAILS PER SPLICE LENGTH		
STUD SIZE	BEARING WALL OR SHEAR WALL/DAG STRUT	NON-BEARING NON-SHEAR WALL
2X4	22	16d@16" OC
2X6, 2X8	34	16d@16" OC
3X4	36	16d@12" OC
3X6, 3X8	60	16d@12" OC

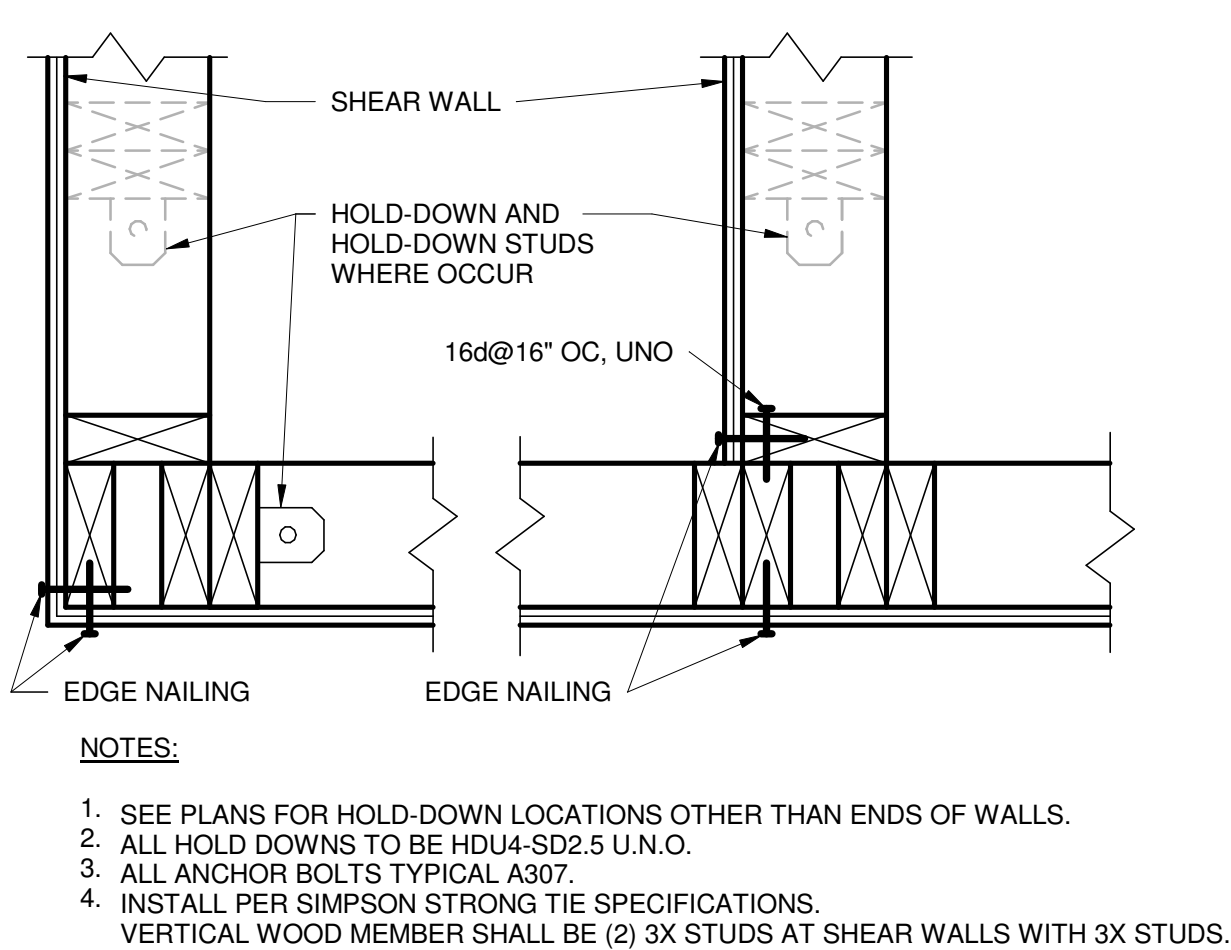


4 TYP PARTITION (NON-BEARING NON SHEAR WALL) CONN TO FLOOR
1 1/2" = 1'-0"



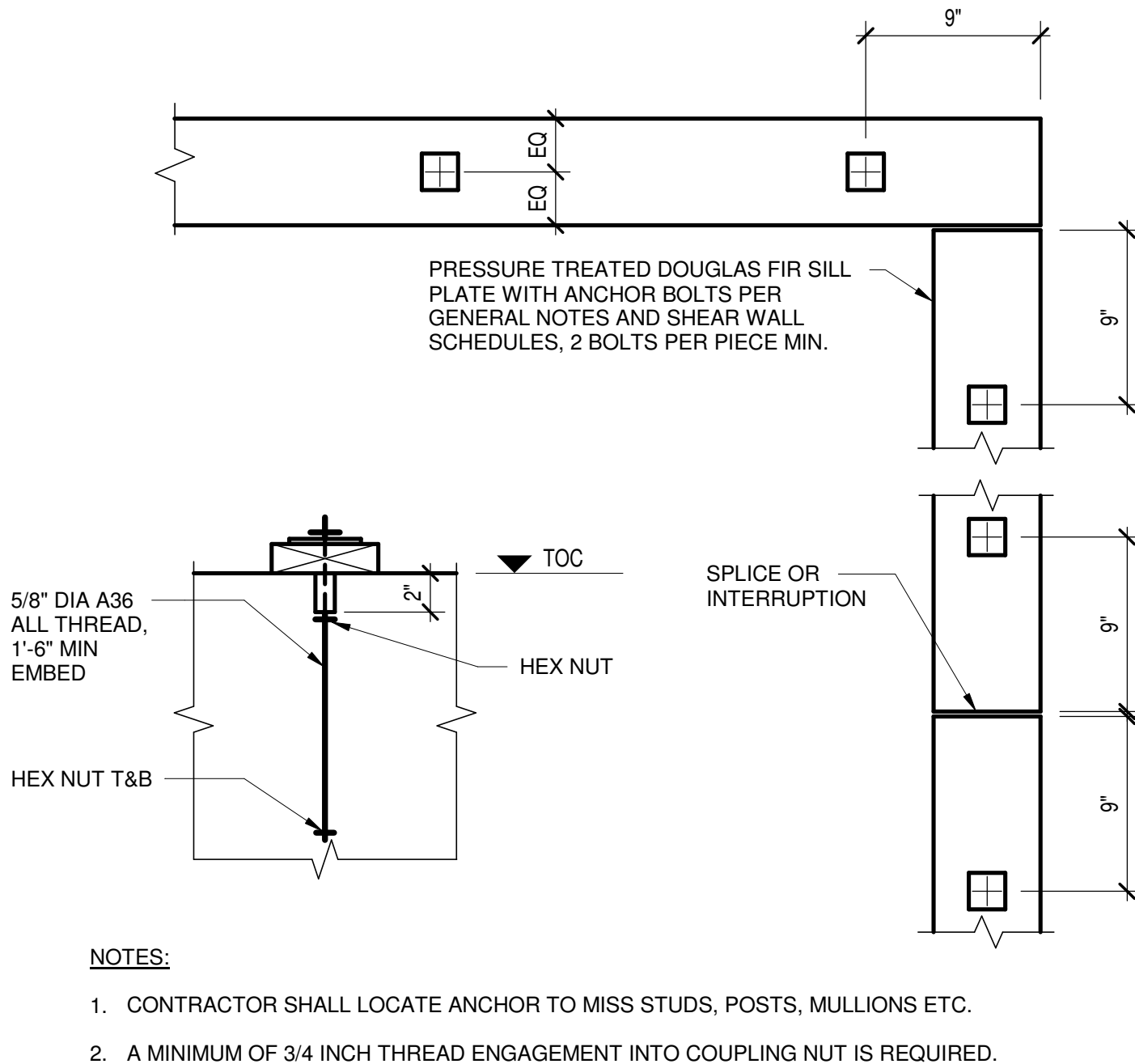
6 TYPICAL HOLDOWN DETAILS AND SCHEDULE
1" = 1'-0"

5 TYPICAL TOP PLATE/DAG STRUT SPLICE
1 1/2" = 1'-0"



NOTES:

- SEE PLANS FOR HOLD-DOWN LOCATIONS OTHER THAN ENDS OF WALLS.
- ALL HOLD DOWNS TO BE HDU4-SD2.5 U.N.O.
- ALL ANCHOR BOLTS TYPICAL A307.
- INSTALL PER SIMPSON STRONG TIE SPECIFICATIONS. VERTICAL WOOD MEMBER SHALL BE (2) 3X STUDS AT SHEAR WALLS WITH 3X STUDS.



NOTES:

- CONTRACTOR SHALL LOCATE ANCHOR TO MISS STUDS, POSTS, MULLIONS ETC.
- A MINIMUM OF 3/4 INCH THREAD ENGAGEMENT INTO COUPLING NUT IS REQUIRED.

7 TYPICAL WOOD SILL PLATE
1 1/2" = 1'-0"

Owner
Storm King Art Center
1 Museum Road
New Windsor, NY 12553
+1 (845) 534-3115

Design Architect
heneghan peng architects
14-16 Lord Edward Street
Dublin, D02 YC63
+353 1 633 9000

Executive Architect
WXY Architecture + Urban Design
224 Centre Street, 5th Floor
New York, NY 10013
+1 (212) 219-1953

Landscape Architect
Gustafson Porter + Bowman
1 Cobham Mews
London, MW1 9SB
+44 020 7284 8950

Reed Hilderbrand LLC
33 Whitney Avenue, 3rd Floor
New Haven, CT 06510
+1 (617) 923-2422

Structural & Lighting
ARUP
77 Water Street
New York, NY 10005
+1 (212) 896-3000

MEPF & IT
BuroHappold
100 Broadway #23
New York, NY 10005
+1 (212) 616-0228

Civil
VHB
100 Great Oaks Blvd., Suite 118
Albany, NY 12203
+1 (518) 389-3606

AV & Acoustics
LSTN Consultants
76 Beaver Street, 2nd Floor
New York, NY 10005
+1 (347) 788-0810

Facade
Front Inc.
100 E. Broadway Street, #501
New York, NY 10002
+1 (212) 242-2220

Key Plan

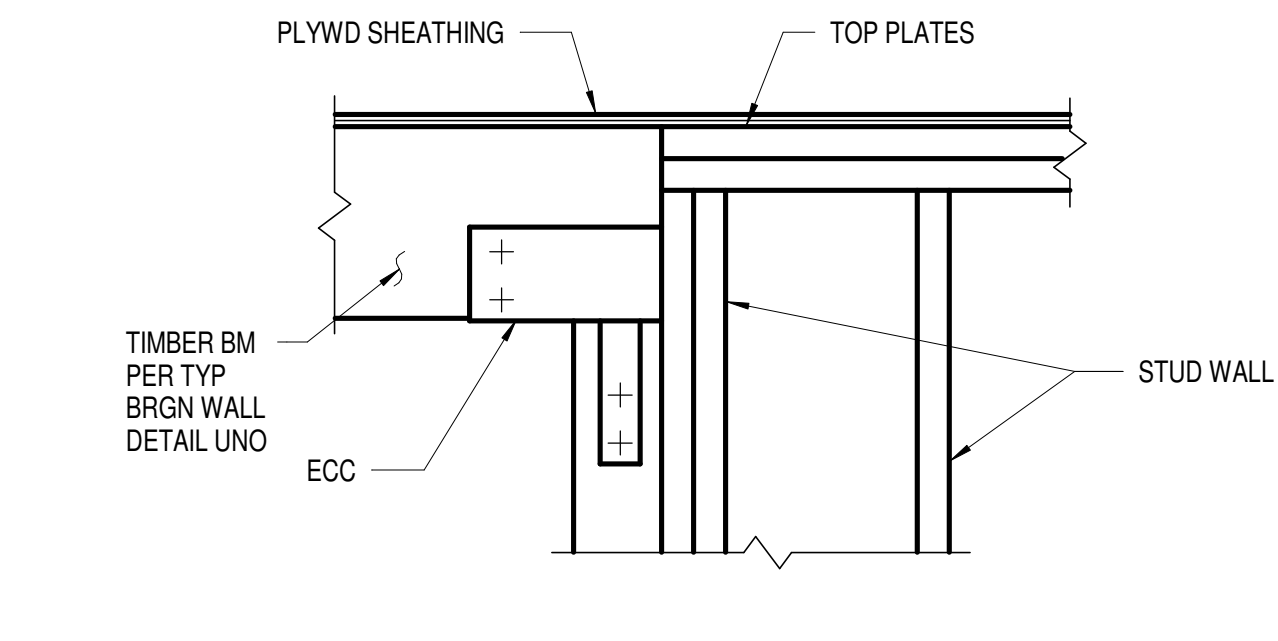
Description	Date
50% Design Development	02/24/20
100% Design Development	05/29/20
50% Construction Documents	11/06/20

Project
Storm King
Art Center
**Welcome
Pavilions**

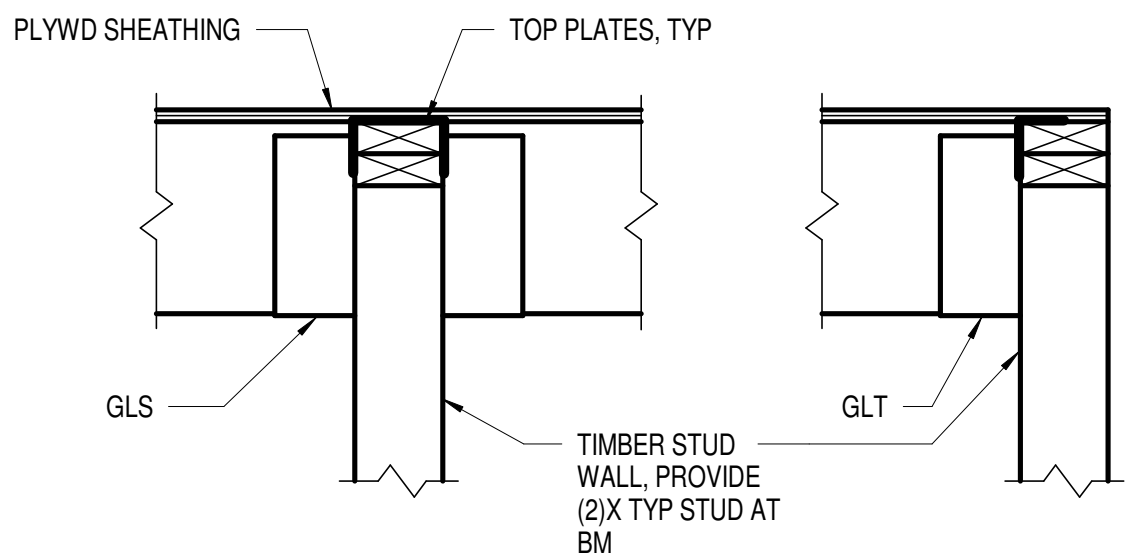
Seal

NOT FOR CONSTRUCTION
Drawing Title
Structural Typ Timber
Details, Sheet 1

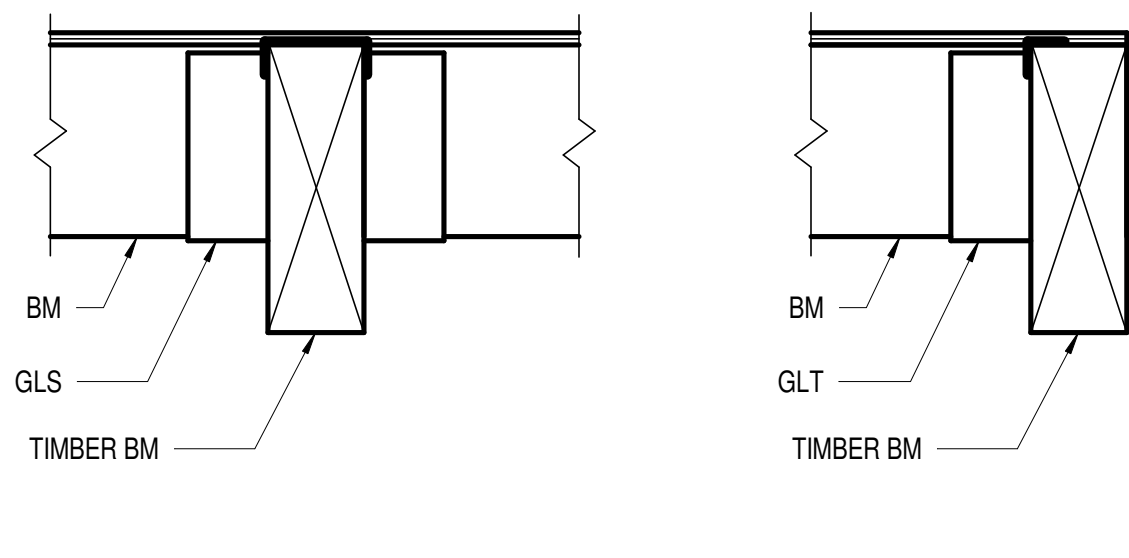
Date	11/06/20
Scale	As indicated
Drawing Number	S-W-721
Sheet Size	ARCH D



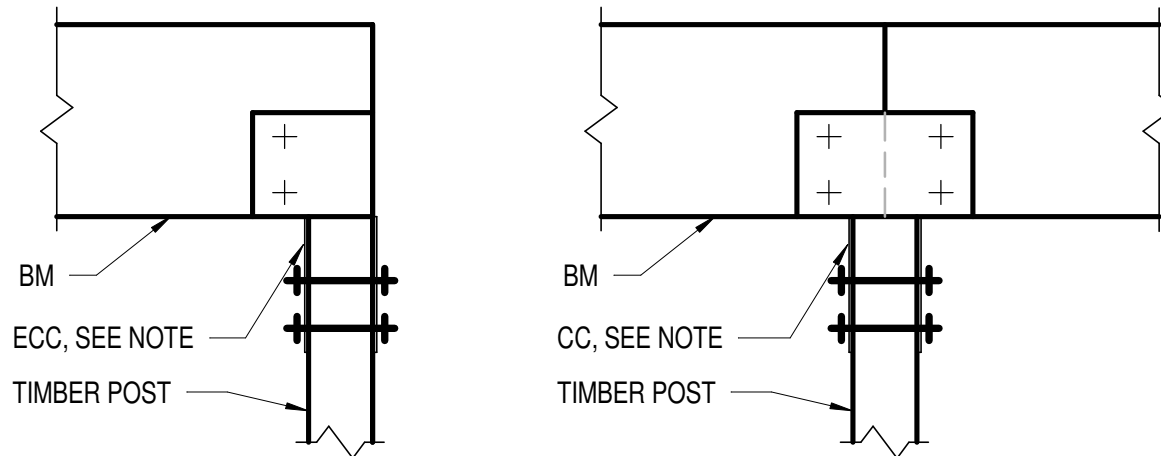
1 TYP TIMBER BM TO END OF STUD WALL
1" = 1'-0"



2 TYP TIMBER BM TO SIDE OF STUD WALL
1" = 1'-0"

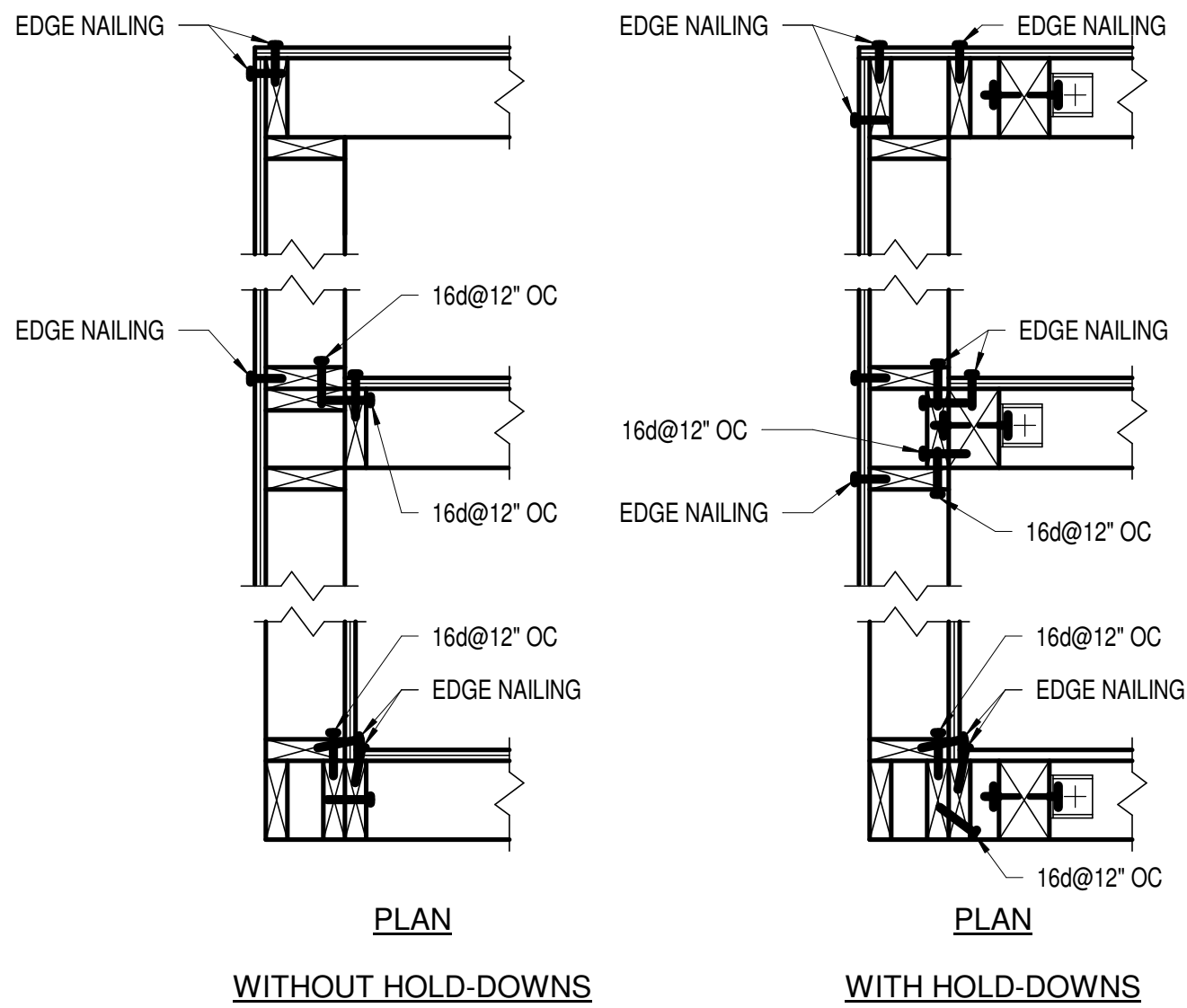


3 TYP TIMBER BM TO TIMBER BM
1" = 1'-0"

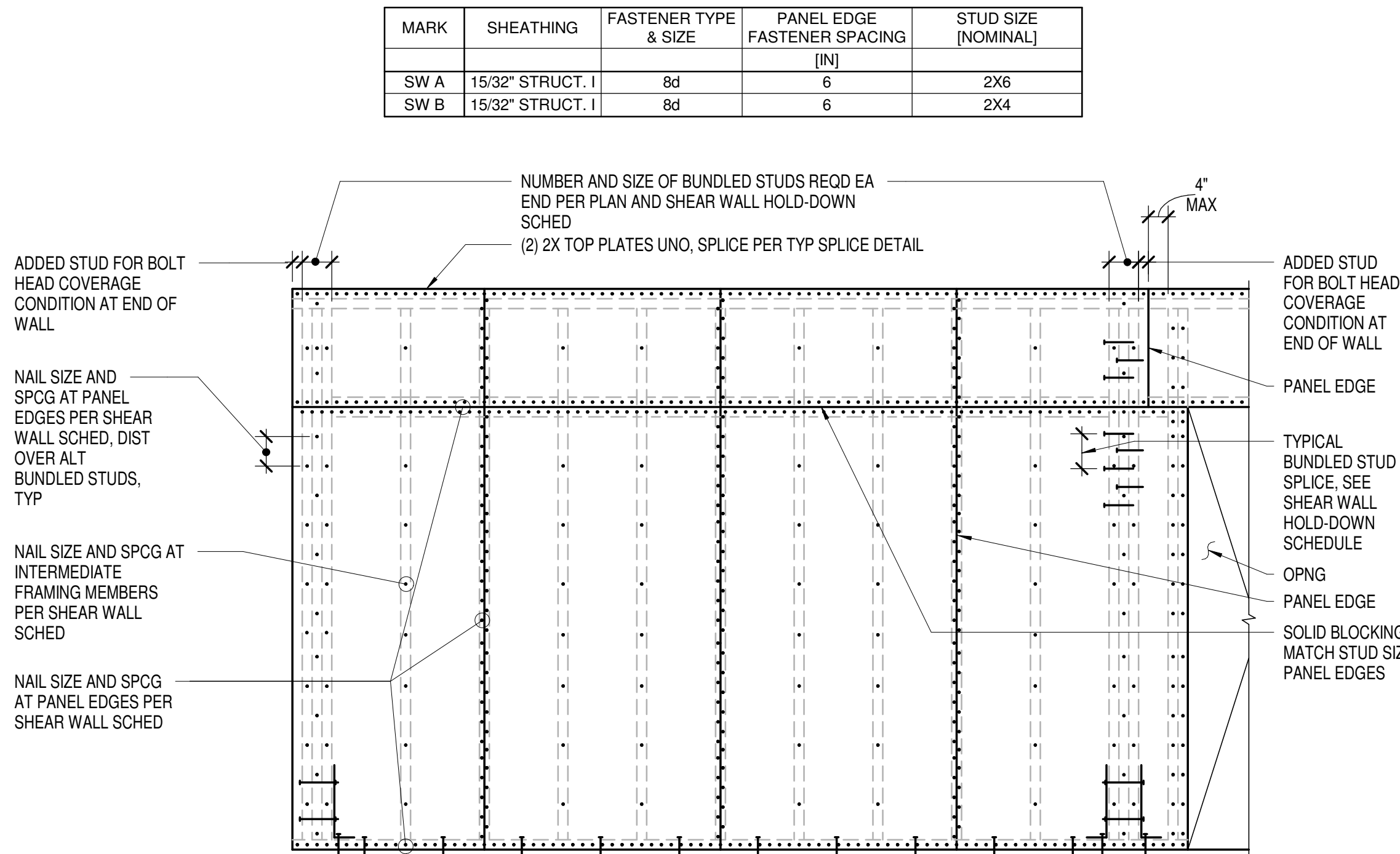


- NOTES:
1. ROTATE STRAPS 90 DEGREES WHERE COLUMN DEPTH EXCEEDS AVAILABLE CONNECTOR DIMENSIONS.

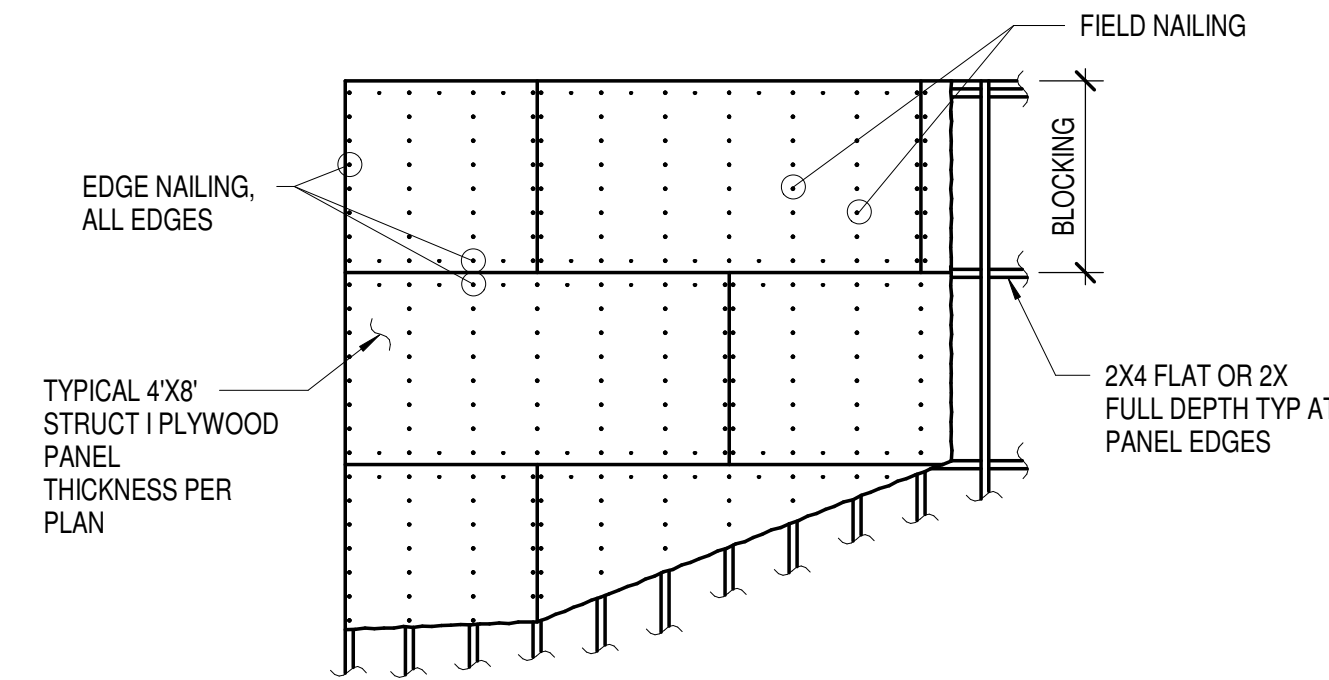
4 TYP TIMBER BM TO TIMBER POST
1" = 1'-0"



5 TYPICAL STUD WALL INTERSECTIONS
1" = 1'-0"

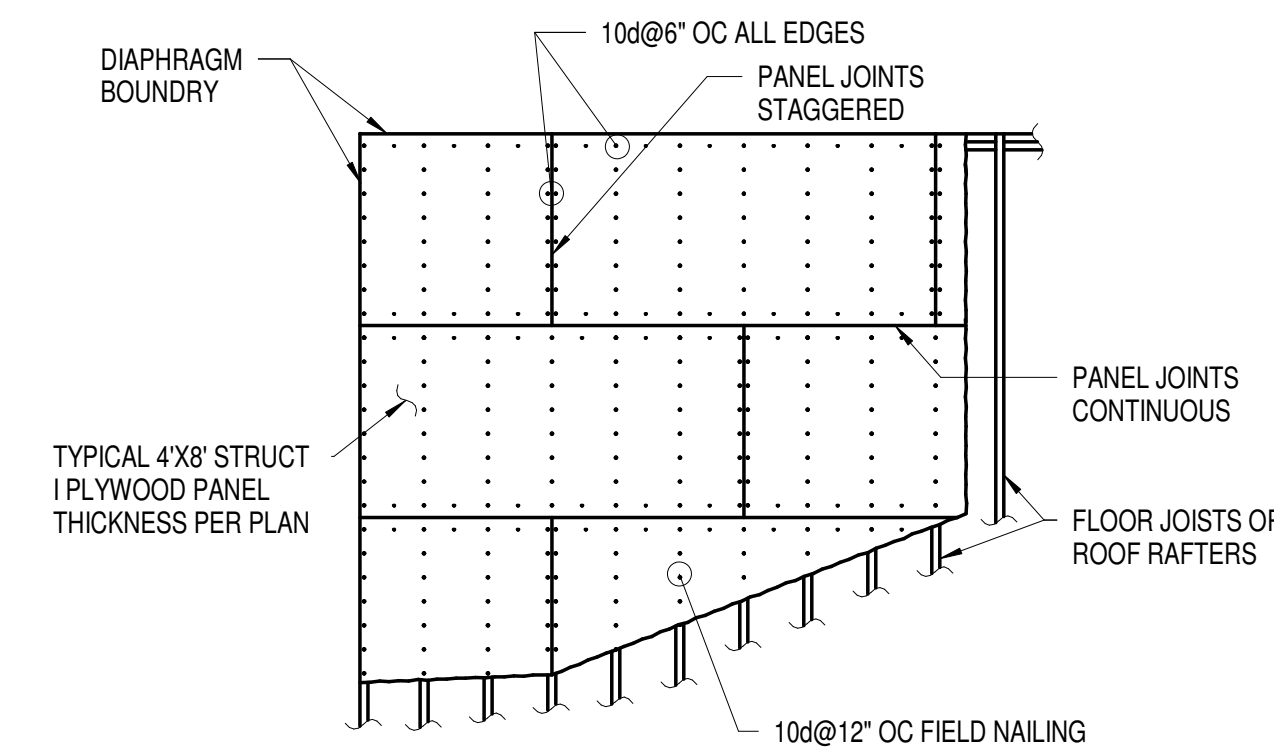


6 TYPICAL SHEAR WALL FRAMING
1/2" = 1'-0"



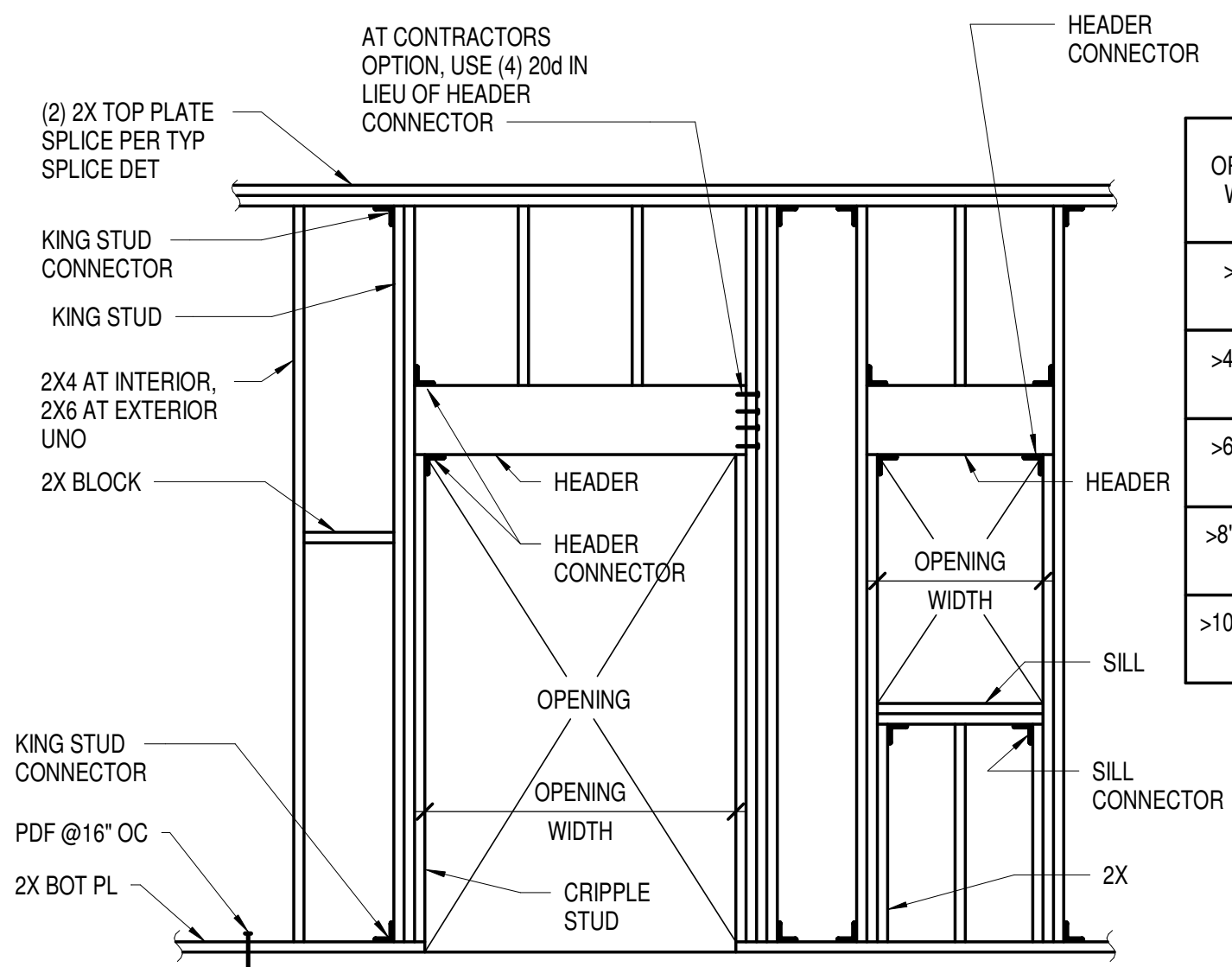
- NOTES:
1. NAIL SHEATHING TO ALL STRUTS, STRUT BLOCKING AND SHEAR WALLS BELOW WITH (3) ROWS OF EDGE NAILS, STAGGERED.

7 BLOCKED HORIZONTAL DIAPHRAGM
1/4" = 1'-0"



- NOTES:
1. NAIL SHEATHING TO ALL STRUTS, STRUT BLOCKING AND SHEAR WALLS BELOW WITH (2) ROWS OF EDGE NAILS, STAGGERED.

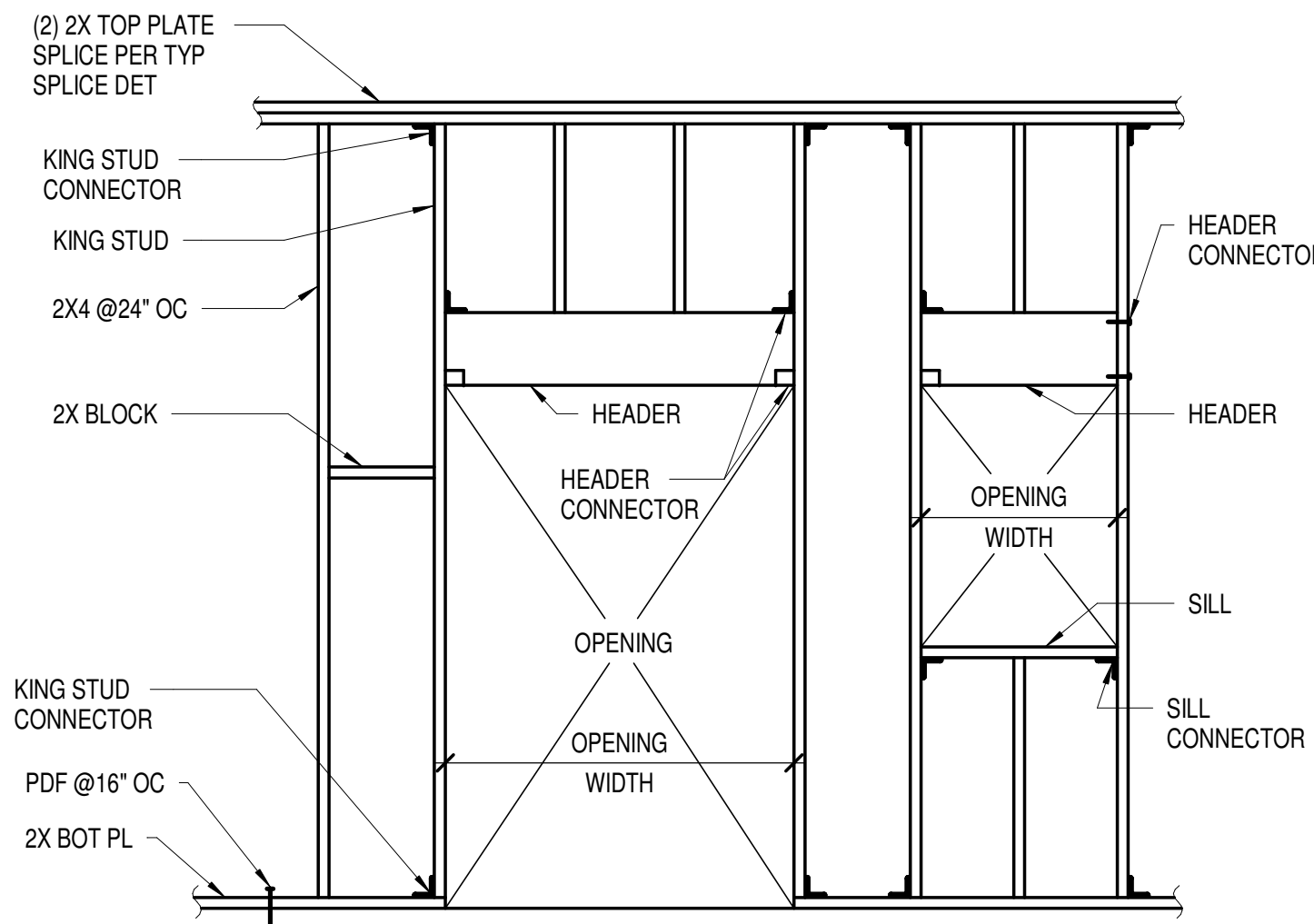
8 UNBLOCKED HORIZONTAL DIAPHRAGM
1/4" = 1'-0"



9 TYPICAL TIMBER STUD BEARING WALL FRAMING
1/2" = 1'-0"

OPENING WIDTH	HEADER		SILL		KING STUD			CRIPPLE STUD
	SIZE	CONNECTOR	SIZE	CONNECTOR	LVL	SIZE	CONNECTOR	
>0'-4'-0"	(2) 2X8	(2) A35	2X	FC	LVL 4 - ROOF	(2) 2X	A35	2X
					LVL 2 - 3	(3) 2X		
>4'-0"-6'-0"	(2) 2X10	(2) A35	(2) 2X	FC	LVL 4 - ROOF	(3) 2X	A35	2X
					LVL 2 - 3	4X6		
>6'-0"-8'-0"	(2) 1 3/4"x11 7/8" 1.9 E LVL	(2) A35	(2) 2X	FC	LVL 4 - ROOF	4X6	A35	2X
					LVL 2 - 3	4X8		
>8'-0"-10'-0"	(2) 1 3/4"x11 7/8" 1.9 E LVL	(2) A35	(2) 2X	FC	LVL 4 - ROOF	4X8	A35	(2) 2X
					LVL 2 - 3	6X6		
>10'-0"-12'-0"	(2) 1 3/4"x11 7/8" 1.9 E LVL	(2) A35	(2) 2X	FC	LVL 4 - ROOF	4X8	A35	(2) 2X
					LVL 2 - 3	6X6		

- NOTES:
1. REFER TO GENERAL NOTES FOR BEARING WALL CONSTRUCTION FOR ALL WALL TYPES.
 2. NAIL MULTIPLE 2X STUDS FOR HEADER, SILL AND KING STUD TOGETHER WITH 16d AT 12" ON CENTER.
 3. MINIMUM NAILING SHALL BE PER THE IBC.
 4. AT SHEAR WALL, USE STUD AND SILL MEMBER THICKNESS PER SHEAR WALL SCHEDULE.



10 TYPICAL TIMBER STUD PARTITION (NON-BEARING) WALL FRAMING
1/2" = 1'-0"

OPENING WIDTH	HEADER		SILL		KING STUD	
	SIZE	CONNECTOR	SIZE	CONNECTOR	SIZE	2X
>0'-4'-0"	(2) 2X4	(2) A35 OR (4) 20d NAILS	2X4	FC4	2X4	A34
>4'-0"-8'-0"	4X6	HH4 AND A35 OR (6) 20d NAILS	(2) 2X4	FC4	(2) 2X4	A34

- NOTES:
1. NAIL MULTIPLE 2X STUDS FOR HEADER, SILL AND KING STUD TOGETHER WITH 16d AT 12" ON CENTER.
 2. MINIMUM NAILING SHALL BE PER THE IBC.
 3. AT CONTRACTOR'S OPTION, USE .145" DIAMETER X 3/4" CONCRETE EMBEDMENT LOW VELOCITY POWDER DRIVEN FASTENER AT 16" ON CENTER. CONTRACTOR TO COORDINATE WITH POST TENSIONED TENDON.

Owner
Storm King Art Center
1 Museum Road
New Windsor, NY 12553
+1 (845) 534-3115

Design Architect
heneghan peng architects
14-16 Lord Edward Street
Dublin, D02 YC63
+353 1 633 9000

Executive Architect
WXY Architecture + Urban Design
224 Centre Street, 5th Floor
New York, NY 10013
+1 (212) 219-1953

Landscape Architect
Gustafson Porter + Bowman
1 Cobham Mews
London, MW1 9SB
+44 020 7284 8950

Reed Hilderbrand LLC
33 Whitney Avenue, 3rd Floor
New Haven, CT 06510
+1 (617) 923-2422

Structural & Lighting
ARUP
77 Water Street
New York, NY 10005
+1 (212) 896-3000

MEPF & IT
BuroHappold
100 Broadway #23
New York, NY 10005
+1 (212) 616-0228

Civil
VHB
100 Great Oaks Blvd., Suite 118
Albany, NY 12203
+1 (518) 389-3606

AV & Acoustics
LSTN Consultants
76 Beaver Street, 2nd Floor
New York, NY 10005
+1 (347) 788-0810

Facade
Front Inc.
100 E. Broadway Street, #501
New York, NY 10002
+1 (212) 242-2220

Key Plan

Description	Date
50% Design Development	02/24/20
100% Design Development	05/29/20
50% Construction Documents	11/06/20

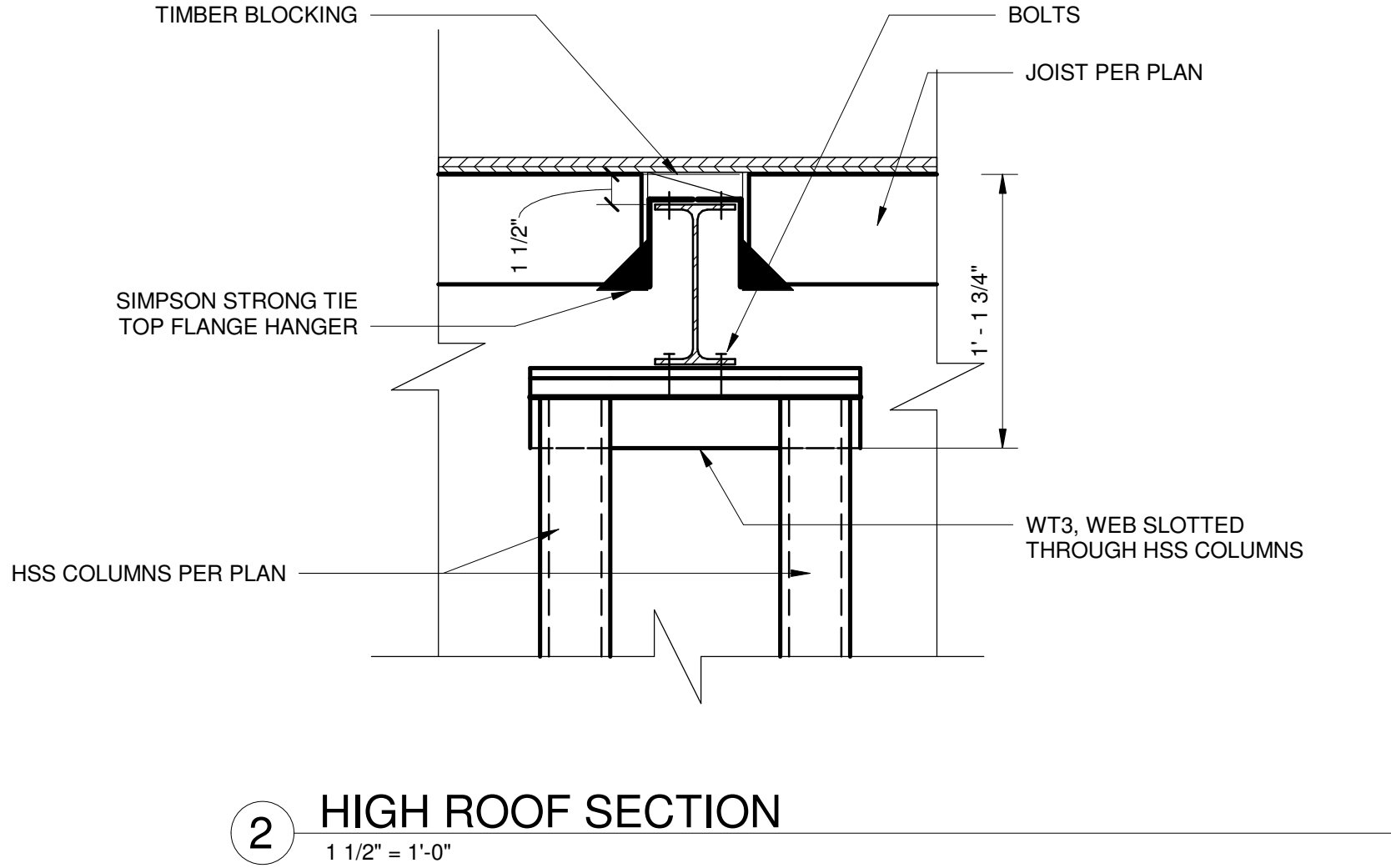
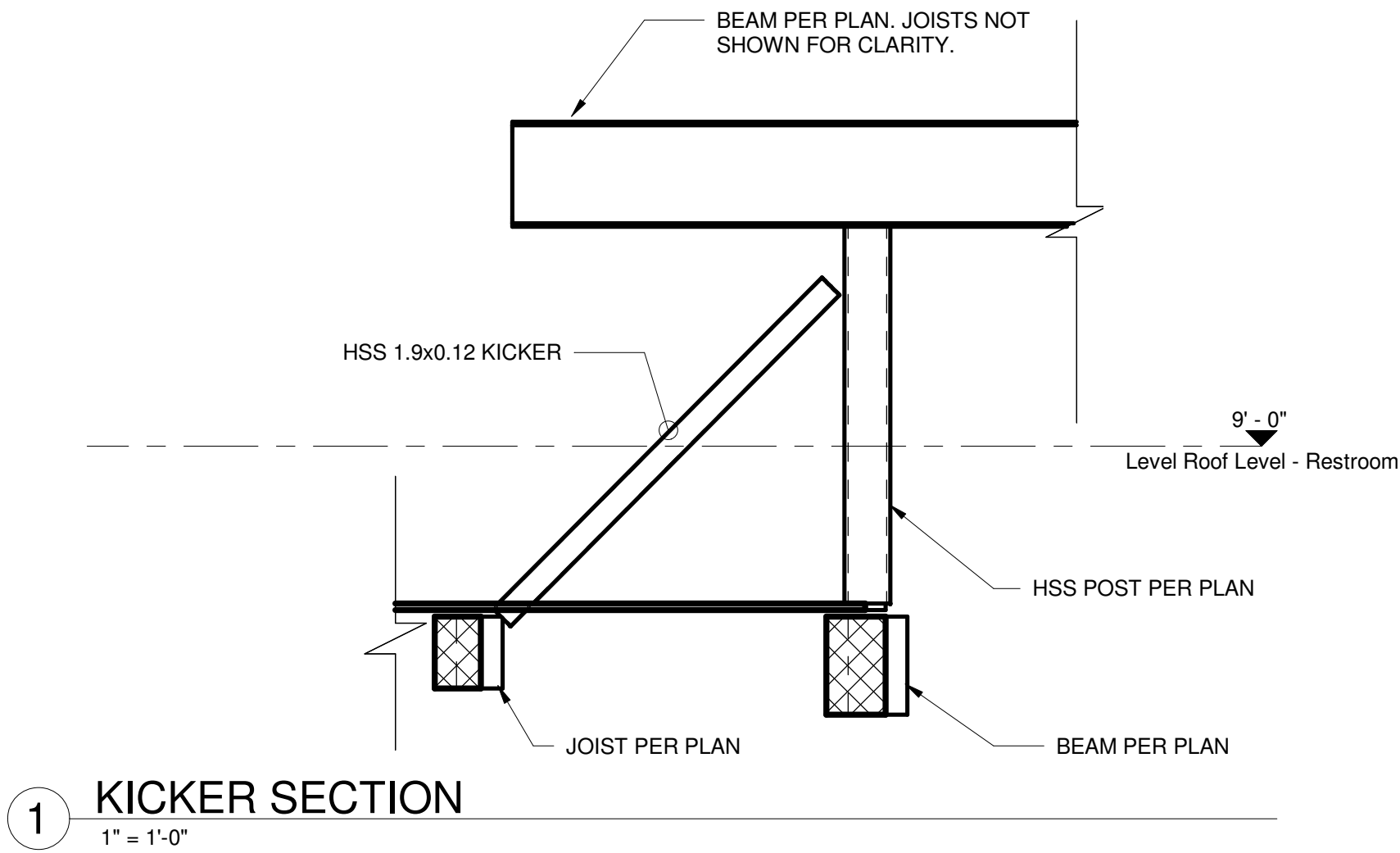
Project

Storm King Art Center Welcome Pavilions

Seal

NOT FOR CONSTRUCTION
Drawing Title
Structural Typ Timber
Details, Sheet 2

Date	11/06/20
Scale	As indicated
Drawing Number	S-W-722
Sheet Size	ARCH D



Owner
Storm King Art Center
1 Museum Road
New Windsor, NY 12553
+1 (845) 534-3115

Design Architect
heneghan peng architects
14-16 Lord Edward Street
Dublin, D02 YC63
+353 1 633 9000

Executive Architect
WXY Architecture + Urban Design
224 Centre Street, 5th Floor
New York, NY 10013
+1 (212) 219-1953

Landscape Architect
Gustafson Porter + Bowman
1 Cobham Mews
London, MW1 9SB
+44 020 7284 8950

Reed Hilderbrand LLC
33 Whitney Avenue, 3rd Floor
New Haven, CT 06510
+1 (617) 923-2422

Structural & Lighting
ARUP
77 Water Street
New York, NY 10005
+1 (212) 896-3000

MEPF & IT
BuroHappold
100 Broadway #23
New York, NY 10005
+1 (212) 616-0228

Civil
VHB
100 Great Oaks Blvd., Suite 118
Albany, NY 12203
+1 (518) 389-3606

AV & Acoustics
LSTN Consultants
76 Beaver Street, 2nd Floor
New York, NY 10005
+1 (347) 788-0810

Facade
Front Inc.
100 E. Broadway Street, #501
New York, NY 10002
+1 (212) 242-2220

Key Plan



Description	Date
50% Construction Documents	11/06/20

Project

Storm King
Art Center
**Welcome
Pavilions**

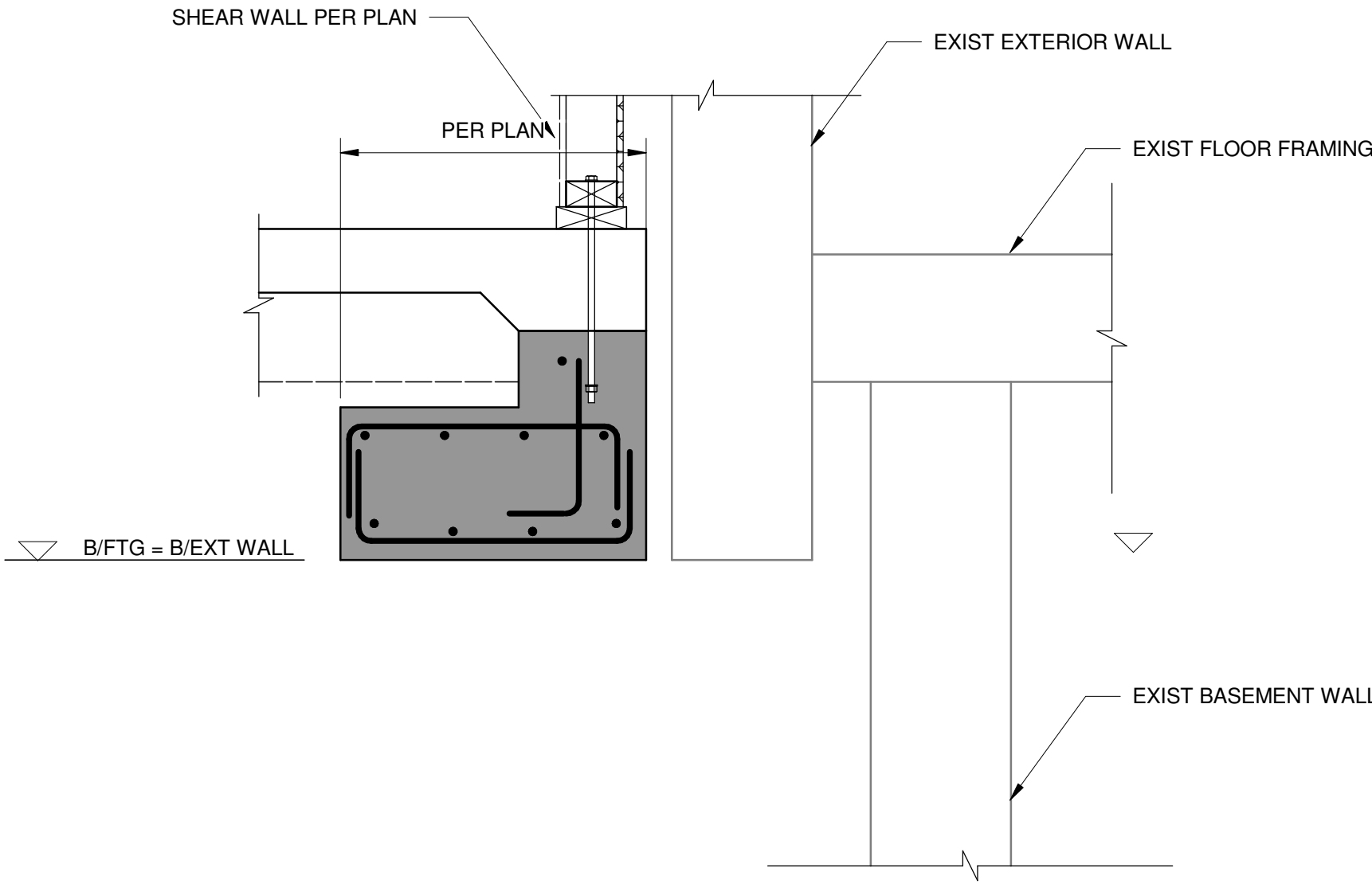
Seal

NOT FOR CONSTRUCTION

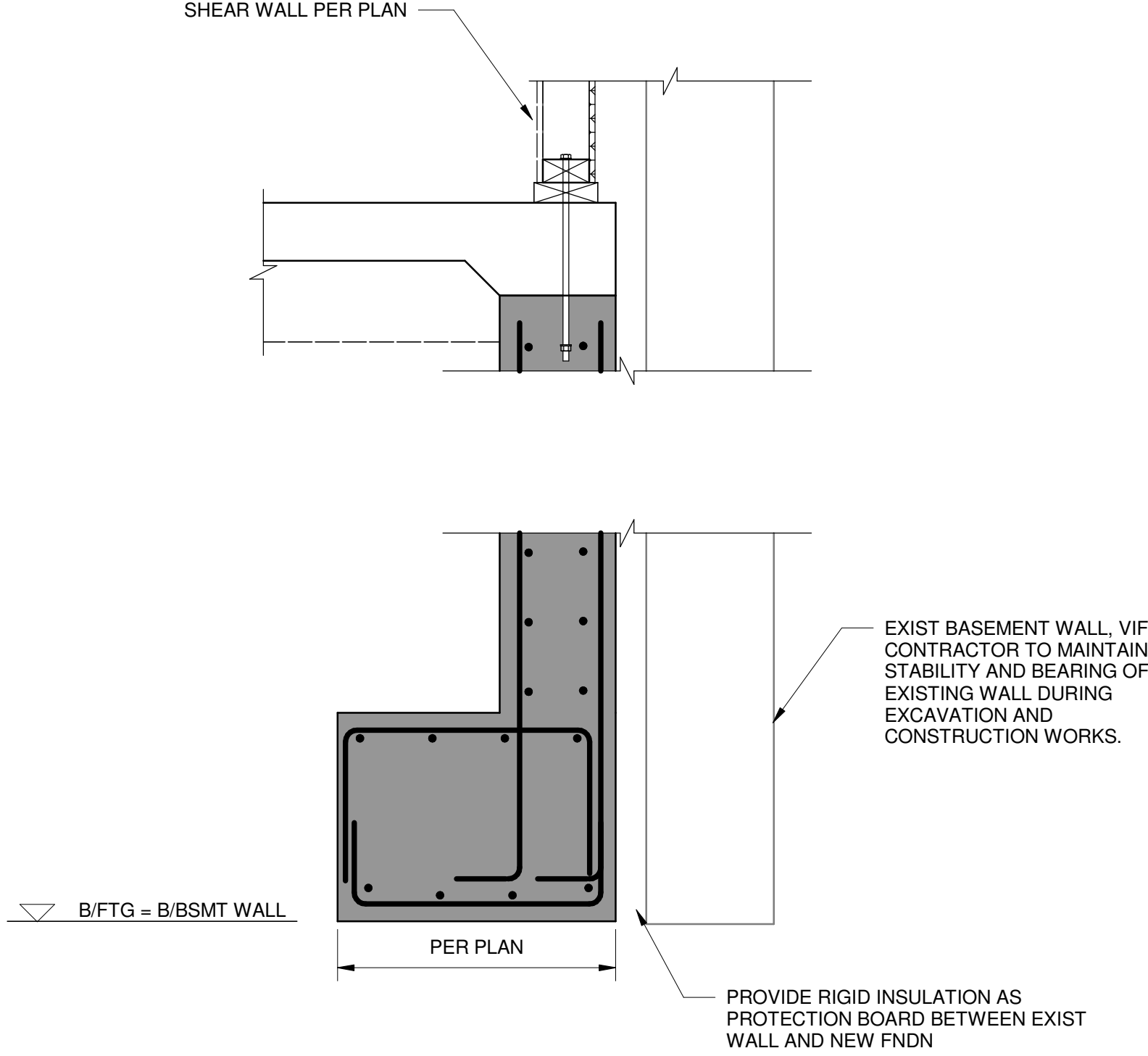
Drawing Title

Restroom Framing
Details

Date	11/06/20
Scale	As indicated
Drawing Number	S-W-812
Sheet Size	ARCH D



1 SECTION AT EXIST WALL
1" = 1'-0"



2 SECTION AT EXT BASEMENT WALL
1" = 1'-0"

Owner
Storm King Art Center
1 Museum Road
New Windsor, NY 12553
+1 (845) 534-3115

Design Architect
heneghan peng architects
14-16 Lord Edward Street
Dublin, D02 YC63
+353 1 633 9000

Executive Architect
WXY Architecture + Urban Design
224 Centre Street, 5th Floor
New York, NY 10013
+1 (212) 219-1953

Landscape Architect
Gustafson Porter + Bowman
1 Cobham Mews
London, MW1 9SB
+44 020 7284 8950

Reed Hilderbrand LLC
33 Whitney Avenue, 3rd Floor
New Haven, CT 06510
+1 (617) 923-2422

Structural & Lighting
ARUP
77 Water Street
New York, NY 10005
+1 (212) 896-3000

MEPF & IT
BuroHappold
100 Broadway #23
New York, NY 10005
+1 (212) 616-0228

Civil
VHB
100 Great Oaks Blvd., Suite 118
Albany, NY 12203
+1 (518) 389-3606

AV & Acoustics
LSTN Consultants
76 Beaver Street, 2nd Floor
New York, NY 10005
+1 (347) 788-0810

Facade
Front Inc.
100 E. Broadway Street, #501
New York, NY 10002
+1 (212) 242-2220

Key Plan

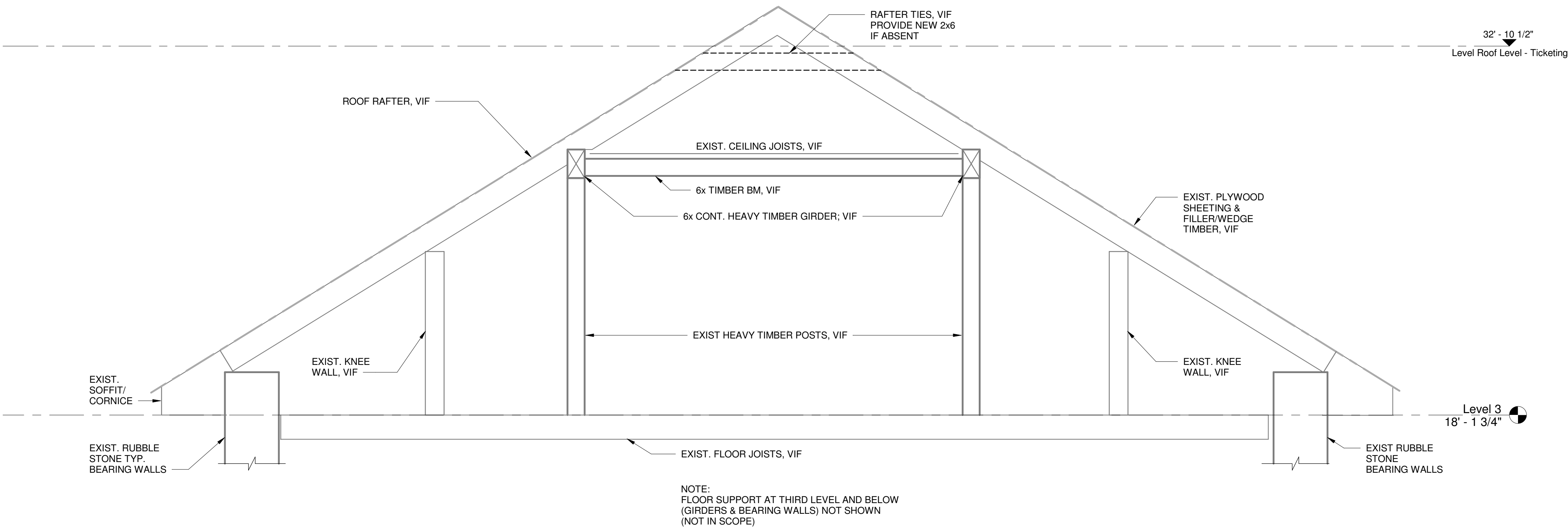
Description	Date
100% Design Development	05/29/20
50% Construction Documents	11/06/20

Project
Storm King
Art Center
**Welcome
Pavilions**

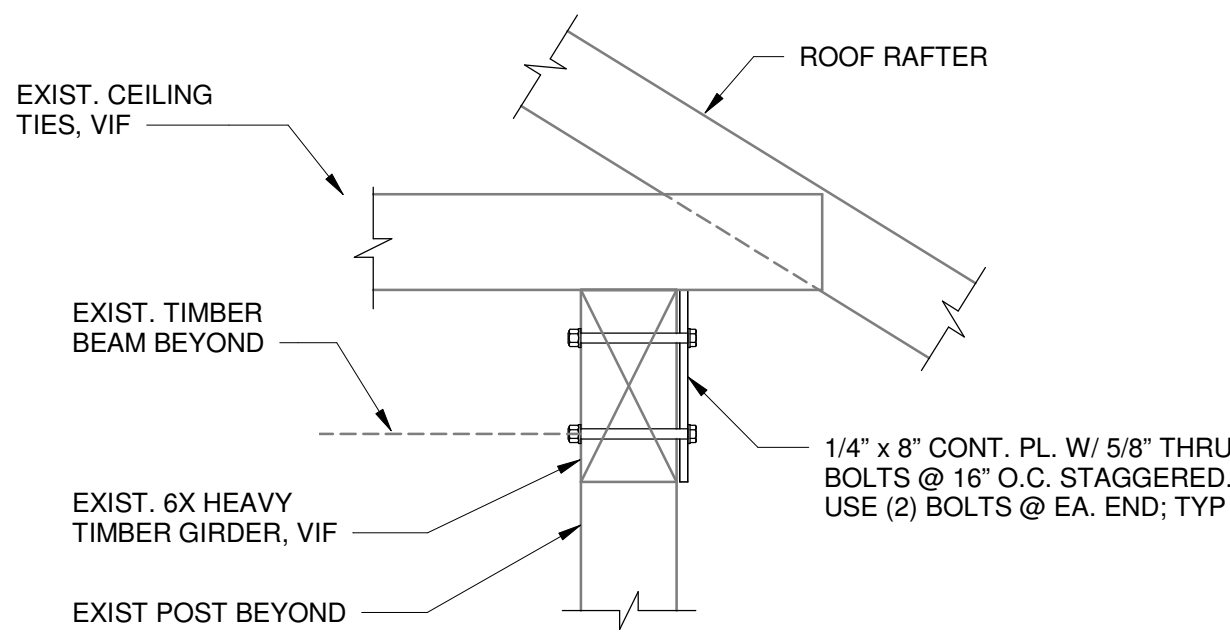
Seal

NOT FOR CONSTRUCTION
Drawing Title
Ticketing Foundation
Details

Date	11/06/20
Scale	1" = 1'-0"
Drawing Number	S-W-821
Sheet Size	ARCH D



1 EXISTING ROOF SECTION
1/2" = 1'-0"



2 TYPICAL GIRDER REINFORCEMENT
1" = 1'-0"

Owner
Storm King Art Center
1 Museum Road
New Windsor, NY 12553
+1 (845) 534-3115

Design Architect
heneghan peng architects
14-16 Lord Edward Street
Dublin, D02 YC63
+353 1 633 9000

Executive Architect
WXY Architecture + Urban Design
224 Centre Street, 5th Floor
New York, NY 10013
+1 (212) 219-1953

Landscape Architect
Gustafson Porter + Bowman
1 Cobham Mews
London, MW1 9SB
+44 020 7284 8950

Reed Hilderbrand LLC
33 Whitney Avenue, 3rd Floor
New Haven, CT 06510
+1 (617) 923-2422

Structural & Lighting
ARUP
77 Water Street
New York, NY 10005
+1 (212) 896-3000

MEPF & IT
BuroHappold
100 Broadway #23
New York, NY 10005
+1 (212) 616-0228

Civil
VHB
100 Great Oaks Blvd., Suite 118
Albany, NY 12203
+1 (518) 389-3606

AV & Acoustics
LSTN Consultants
76 Beaver Street, 2nd Floor
New York, NY 10005
+1 (347) 788-0810

Facade
Front Inc.
100 E. Broadway Street, #501
New York, NY 10002
+1 (212) 242-2220

Key Plan

Description	Date
100% Design Development	05/29/20
50% Construction Documents	11/06/20

Project

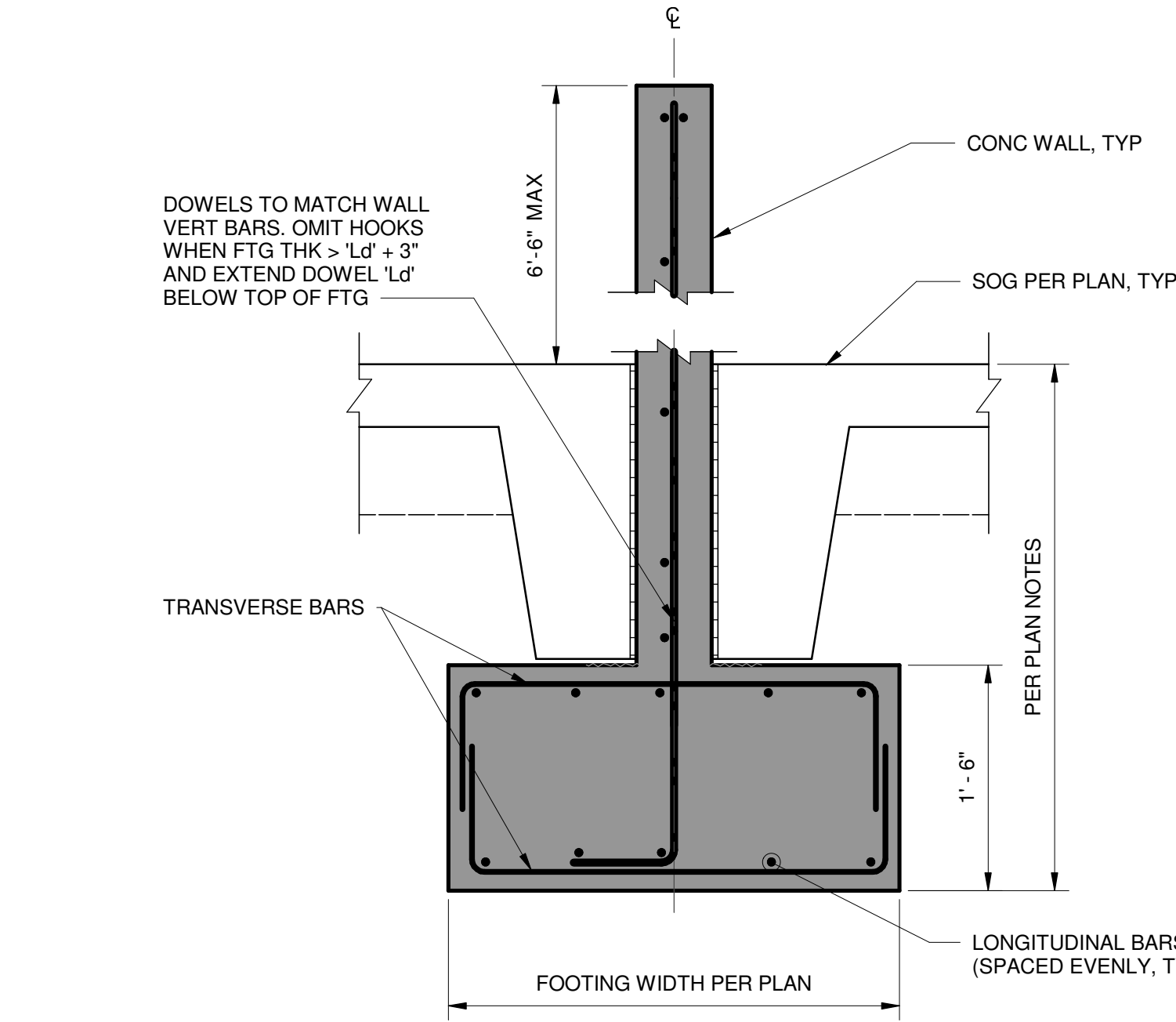
Storm King Art Center Welcome Pavilions

Seal

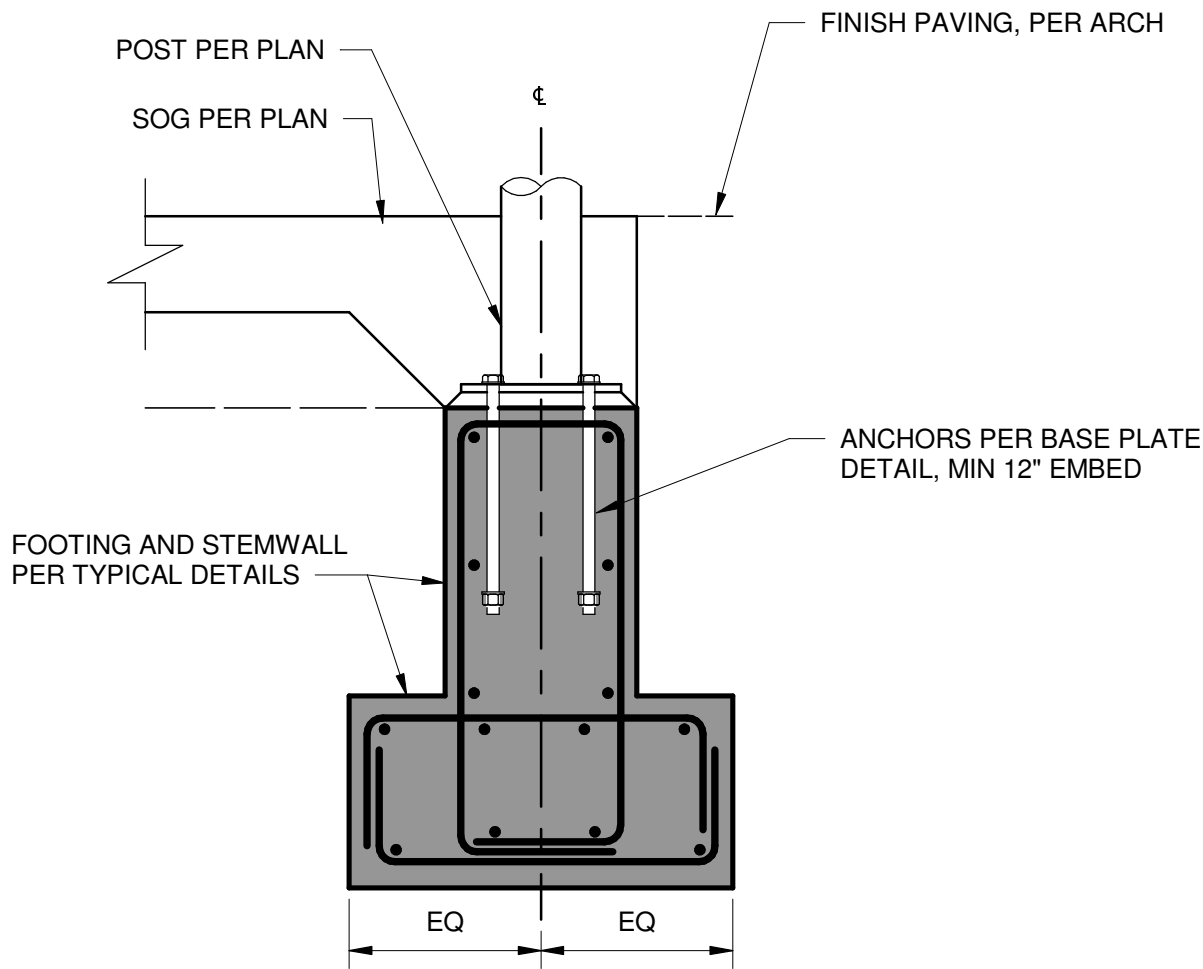
NOT FOR CONSTRUCTION

Drawing Title
Ticketing Framing
Details

Date	11/06/20
Scale	As indicated
Drawing Number	S-W-822
Sheet Size	ARCH D



1 CONCRETE WALL SECTION
1" = 1'-0"



2 SECTION
1" = 1'-0"

Owner
Storm King Art Center
1 Museum Road
New Windsor, NY 12553
+1 (845) 534-3115

Design Architect
heneghan peng architects
14-16 Lord Edward Street
Dublin, D02 YC63
+353 1 633 9000

Executive Architect
WXY Architecture + Urban Design
224 Centre Street, 5th Floor
New York, NY 10013
+1 (212) 219-1953

Landscape Architect
Gustafson Porter + Bowman
1 Cobham Mews
London, MW1 9SB
+44 020 7284 8950

Reed Hilderbrand LLC
33 Whitney Avenue, 3rd Floor
New Haven, CT 06510
+1 (617) 923-2422

Structural & Lighting
ARUP
77 Water Street
New York, NY 10005
+1 (212) 896-3000

MEPF & IT
BuroHappold
100 Broadway #23
New York, NY 10005
+1 (212) 616-0228

Civil
VHB
100 Great Oaks Blvd., Suite 118
Albany, NY 12203
+1 (518) 389-3606

AV & Acoustics
LSTN Consultants
76 Beaver Street, 2nd Floor
New York, NY 10005
+1 (347) 788-0810

Facade
Front Inc.
100 E. Broadway Street, #501
New York, NY 10002
+1 (212) 242-2220

Key Plan

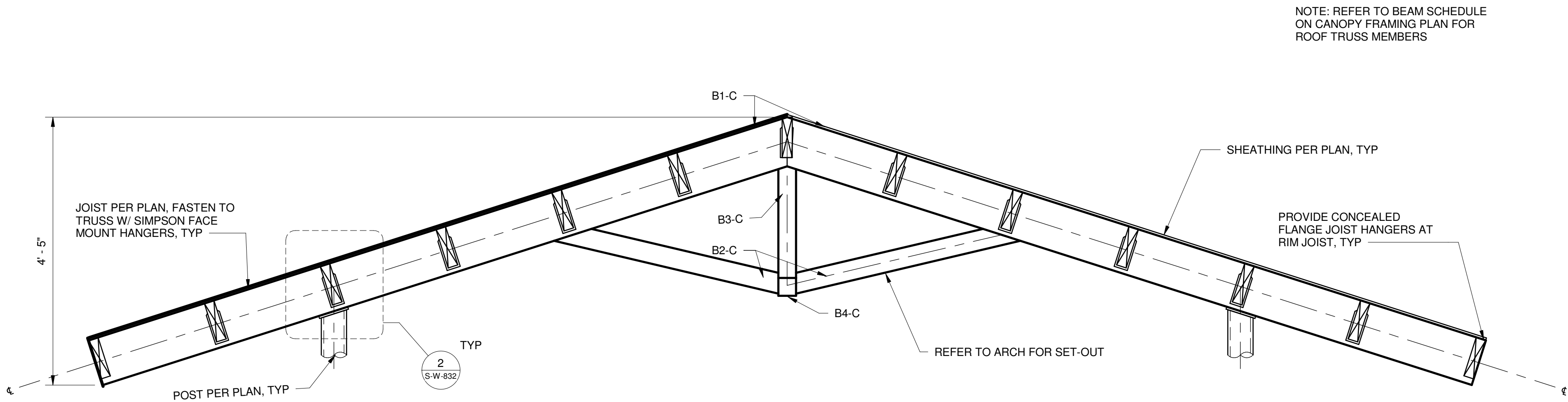
Description	Date
100% Design Development	05/29/20
50% Construction Documents	11/06/20

Project
Storm King
Art Center
**Welcome
Pavilions**

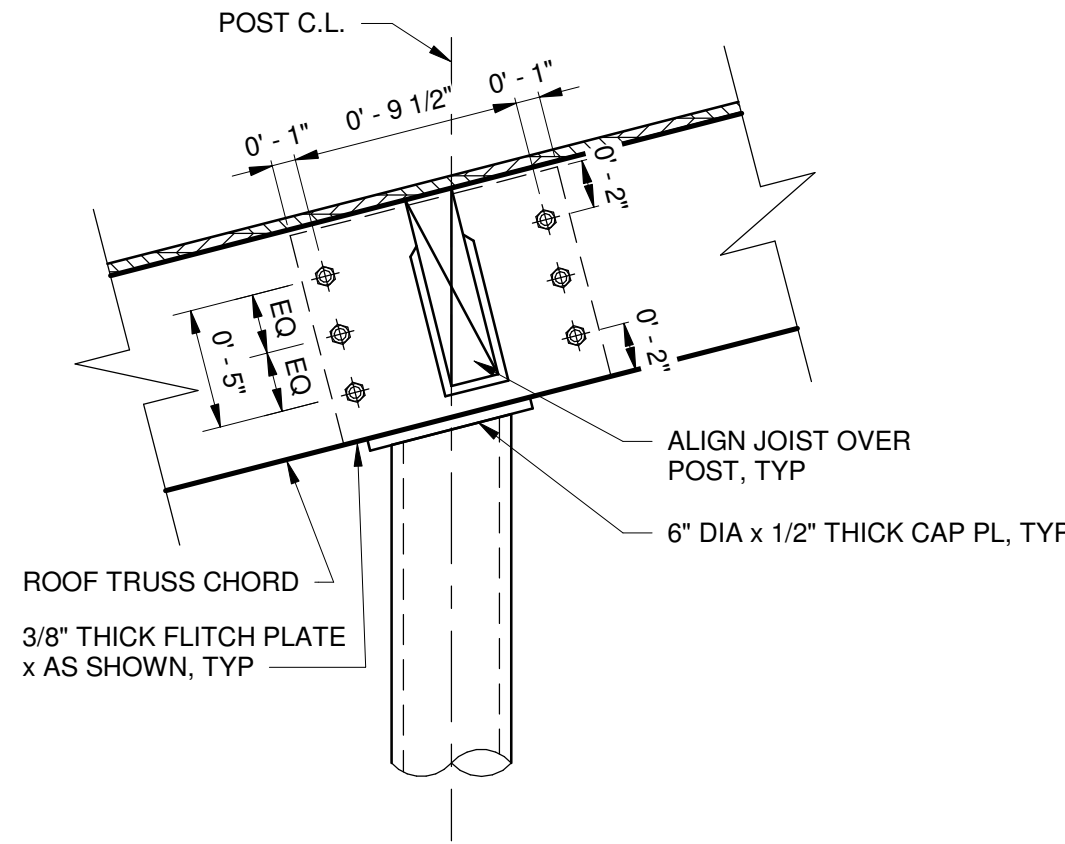
Seal

NOT FOR CONSTRUCTION
Drawing Title
Canopy Foundation
Details

Date	11/06/20
Scale	1" = 1'-0"
Drawing Number	S-W-831
Sheet Size	ARCH D



1 CANOPY ROOF TRUSS SECTION
3/4" = 1'-0"



2 POST TO TRUSS CONNECTION
1 1/2" = 1'-0"

Owner
Storm King Art Center
1 Museum Road
New Windsor, NY 12553
+1 (845) 534-3115

Design Architect
heneghan peng architects
14-16 Lord Edward Street
Dublin, D02 YC63
+353 1 633 9000

Executive Architect
WXY Architecture + Urban Design
224 Centre Street, 5th Floor
New York, NY 10013
+1 (212) 219-1953

Landscape Architect
Gustafson Porter + Bowman
1 Cobham Mews
London, MW1 9SB
+44 020 7284 8950

Reed Hilderbrand LLC
33 Whitney Avenue, 3rd Floor
New Haven, CT 06510
+1 (617) 923-2422

Structural & Lighting
ARUP
77 Water Street
New York, NY 10005
+1 (212) 896-3000

MEPF & IT
BuroHappold
100 Broadway #23
New York, NY 10005
+1 (212) 616-0228

Civil
VHB
100 Great Oaks Blvd., Suite 118
Albany, NY 12203
+1 (518) 389-3606

AV & Acoustics
LSTN Consultants
76 Beaver Street, 2nd Floor
New York, NY 10005
+1 (347) 788-0810

Facade
Front Inc.
100 E. Broadway Street, #501
New York, NY 10002
+1 (212) 242-2220

Key Plan

Description	Date
100% Design Development	05/29/20
50% Construction Documents	11/06/20


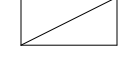





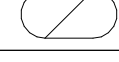


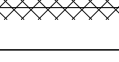
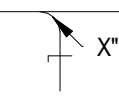
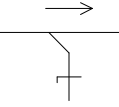
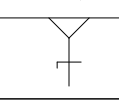
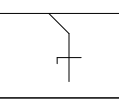
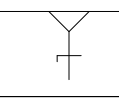
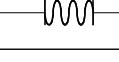
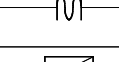
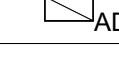
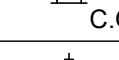


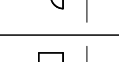

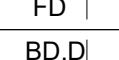




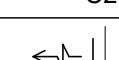
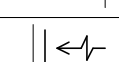
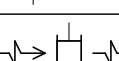

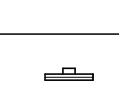




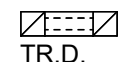
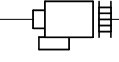
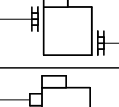
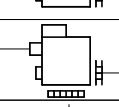
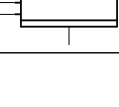


Project
Storm King
Art Center
**Welcome
Pavilions**

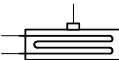
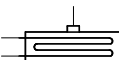
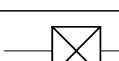

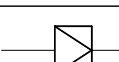
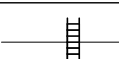


Seal



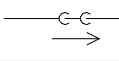
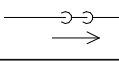

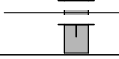






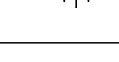




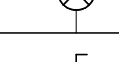
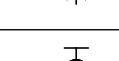




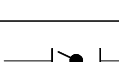
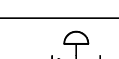

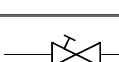

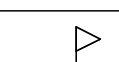

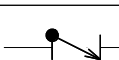



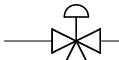
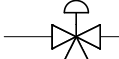
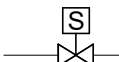
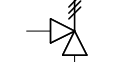
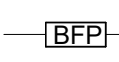
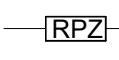

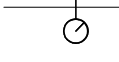
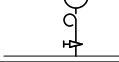

NOT FOR CONSTRUCTION
Drawing Title
Canopy Framing
Details



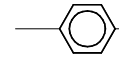
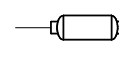

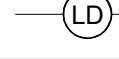
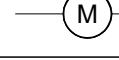
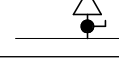
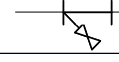
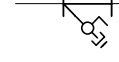

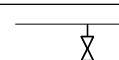
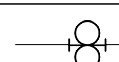



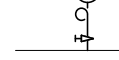
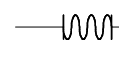
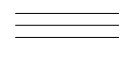
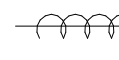
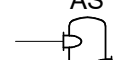

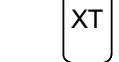

Date	11/06/20
Scale	As indicated
Drawing Number	S-W-832
Sheet Size	ARCH D



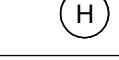

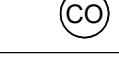
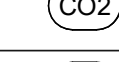

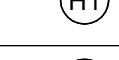
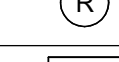
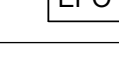

ABBREVIATIONS			
ABV.	ABOVE	LRD	LINEAR RETURN DIFFUSER (CEILING, WALL, SILL, OR FLOOR)
AC	AIR CONDITIONER	LSD	LINEAR SUPPLY DIFFUSER (CEILING, WALL, SILL, OR FLOOR)
AD	ACCESS DOOR	LTHW	LOW TEMPERATURE HOT WATER
AFF	ABOVE FINISHED FLOOR	LVL	LEVEL
AHU	AIR HANDLING UNIT	LWS	LOUVER WITH WIRE SCREEN
AL	ACOUSTICAL LINING	LWT	LEAVING WATER TEMPERATURE
ALD	AUTOMATIC LOUVER DAMPER (MOTORIZED)	MAT	MIXED AIR TEMPERATURE
ATC	AUTOMATIC TEMPERATURE CONTROL	MAX	MAXIMUM
B.D.D.	BACK DRAFT DAMPER	MBH	THOUSAND BTU PER HOUR
BMS	BUILDING MANAGEMENT SYSTEM	MBTU	BRITISH THERMAL UNIT (1000 BTU)
BOD	BOTTOM OF DUCT	MIN	MINIMUM
BHP	BRAKE HORSE POWER	MO (WO)	MASONRY OPENING (WALL OPENING)
BRD	BAROMETRIC RELIEF DAMPER	NC	NORMALLY CLOSED
BTU	BRITISH THERMAL UNIT	NFA	NET FREE AREA
CC	COOLING COIL	NIC	NOT IN THIS CONTRACT
CD	CEILING DIFFUSER	NO	NORMALLY OPEN
CFM	CUBIC FEET PER MINUTE	NTS	NOT TO SCALE
CG	CEILING GRILLE	OA	OUTSIDE AIR
CO2	CARBON DIOXIDE	OAT	OUTSIDE AIR TEMPERATURE
CHW	CHILLED WATER	OBD	OPPOSED BLADE DAMPER
CO	CLEAN OUT	OED	OPEN ENDED DUCT
COD	CABLE OPERATED VOLUME DAMPER	P	PUMP
CDP	CONDENSATE DRAIN PIPING	PHC	PRE-HEAT COIL
CP	CONDENSATE PUMP RETURN	PHX	PLATE & FRAME HEAT EXCHANGE
CAV	CONSTANT AIR VOLUME TERMINAL	PSI	POUNDS PER SQUARE INCH (GAUGE)
DN	DOWN	RA	RETURN AIR
EAT	ENTERING AIR TEMPERATURE	RF	RETURN FAN
EXH FN	EXHAUST FAN	RHC	REHEAT COIL
EHC	ELECTRIC HEATING COIL	RPM	REVOLUTIONS PER MINUTE
EV	EXPANSION VESSEL/EXPANSION TANK	RR	RETURN REGISTER
EWI	ENTERING WATER TEMPERATURE	RX	RECYCLING ROOM EXHAUST
ETK	EXPANSION TANK	SA	SUPPLY AIR
FC	FLEXIBLE CONNECTION	SCHW	SECONDARY CHILLED WATER
FCU	FAN COIL UNIT	SD	SMOKE DAMPER
FD/AD	FIRE DAMPER/ACCESS DOOR	SD/ALD	SMOKE DAMPER AND AUTOMATIC LOUVER COMBINATION
FD/GA	FIRE DAMPER/GRILLE ACCESS	SF	SUPPLY FAN
FTR	FIN TUBE RADIATOR	SG	SUPPLY GRILLE
FL	FLOOR	ST	SOUND TRAP
FLA	FULL LOAD AMPS	SEF	SMOKE EXHAUST FAN
FSD	FIRE SMOKE DAMPER	TOD	TOP OF DUCT
FSD/AD	FIRE SMOKE DAMPER/ACCESS DOOR	TF	TRANSFER FAN
FSD/GA	FIRE SMOKE DAMPER/GRILLE ACCESS	TG	TOP GRILLE
GPM	GALLONS PER MINUTE	TR	TOP REGISTER
GX	GENERAL EXHAUST	TD	TRANSFER DUCT
HC	HEATING COIL	TRX	TRASH EXHAUST
HHW	HEATING HOT WATER	TX	TOILET EXHAUST
HPS	HIGH PRESSURE STEAM	UH	UNIT HEATER
HP	HORSE POWER	VAV	VARIABLE AIR VOLUME
HX	HEAT EXCHANGER (SHELL & TUBE)	VD	VOLUME DAMPER
ID	INSIDE DIMENSION	VFD	VARIABLE FREQUENCY DRIVE
KW	KILOWATT	WMS	WIRE MESH SCREEN
LAT	LEAVING AIR TEMPERATURE	(300)	CUBIC FEET OF AIR PER MINUTE OR GALLONS PER MINUTE
LED	LINEAR EXHAUST DIFFUSER (CEILING, WALL, SILL, OR FLOOR)		

HVAC SYMBOLS (DUCTWORK)	
	RECTANGULAR DUCT SUPPLY
	RECTANGULAR DUCT RETURN
	RECTANGULAR DUCT EXHAUST
	ROUND DUCT SUPPLY
	ROUND DUCT RETURN
	ROUND DUCT EXHAUST
	FALT OVAL DUCT SUPPLY
	FLAT OVAL DUCT RETURN
	FLAT OVAL DUCT EXHAUST
	DOUBLE WALL DUCTWORK
	DUCT WITH ACOUSTIC LINING
	DUCT WRAPPED WITH FIRE RATED INSULATION
	BRANCH DUCT WITH RADIUSIED SIDE SPLIT - RECTANGULAR DUCT
	BRANCH DUCT TAP, SINGLE BOOT - RECTANGULAR DUCT
	BRANCH DUCT TAP, DOUBLE BOOT - RECTANGULAR DUCT
	BRANCH DUCT TAP, SINGLE BOOT - ROUND & FLAT OVAL DUCT
	BRANCH DUCT TAP, DOUBLE BOOT - ROUND & FLAT OVAL DUCT
	FLEXIBLE DUCT
	FLEXIBLE CONNECTION
	ACCESS DOOR
	CLEAN OUT
	DUCT THROUGH BEAM PENETRATION
	AUTOMATIC DAMPER - OPPOSED BLADE
	AUTOMATIC DAMPER - PARALLEL BLADE
	FIRE SMOKE DAMPER
	FIRE DAMPER
	BACKDRAFT DAMPER
	BAROMETRIC DAMPER
	SQUARE CEILING DIFFUSER (SHADED SECTORS INDICATE BLANK OFFS)
	ROUND CEILING DIFFUSER (SHADED SECTORS INDICATE BLANK OFFS)
	ROUND FLOOR DIFFUSER (UFAD)
	REGISTER - SIDEWALL/CEILING/FLOOR - SUPPLY
	REGISTER/GRILLE - SIDEWALL/CEILING/FLOOR - RETURN/EXHAUST
	WALL TRANSFER GRILLES
	LINEAR DIFFUSER/GRILLE - SUPPLY/RETUN/EXHAUST (UNSHADED SECTIONS INDICATE ACTIVE LINEAR, SHADED SECTIONS INDICATE BLANK OFF)
	PLENUM FOR LINEAR DIFFUSER/GRILLE
	DUCT SMOKE DETECTOR
	DUCT FIRESTAT
	AIRFLOW STATION
	SOUND TRAP
	ACOUSTIC TRANSFER DUCT
	TERMINAL UNIT - VAV BOX - WITH/WITHOUT HEATING COIL
	TERMINAL UNIT - FAN COIL UNIT
	TERMINAL UNIT - FAN POWERED BOX WITH/WITHOUT HEATING COIL
	TERMINAL UNIT - FAN POWERED CHILLED BEAM - WITH HEATING & COOLING COILS
	TERMINAL UNIT - ACTIVE CHILLED BEAM - CEILING MOUNTED (SEE EQUIPMENT SCHEDULES)

HVAC SYMBOLS (DUCTWORK)	
	TERMINAL UNIT - ACTIVE CHILLED BEAM - HORIZONTAL ABOVE CEILING MOUNTED (SEE EQUIPMENT SCHEDULES)
	TERMINAL UNIT - ACTIVE CHILLED BEAM - VERTICAL ABOVE CEILING MOUNTED (SEE EQUIPMENT SCHEDULES)
	TERMINAL UNIT - AIRFLOW REGULATOR (SLIP IN TYPE)
	TERMINAL UNIT - FAN BOOSTER UNIT (UFAD)
	LINT TRAP
	DUCT MOUNTED COIL
	DUCT MOUNTED UVGI
	DUCT MOUNTED HUMIDIFIER

HVAC SYMBOLS (PIPING)	
	PIPE TURNING UP
	PIPE TURNING DOWN
	SLOPE RISE IN DIRECTION OF FLOW
	SLOPE DROP IN DIRECTION OF FLOW
	PIPE THROUGH BEAM PENETRATION
	WALL SLEEVE WITH WATER STOP
	ELBOW
	TEE
	BRANCH PIPE TOP CONNECTION
	BRANCH PIPE BOTTOM CONNECTION
	REDUCER/INCREASER CONCENTRIC
	REDUCER/DECREASER ECCENTRIC
	UNION
	FLANGED JOINT
	BLIND FLANGE
	END CAP
	PIPE GUIDE
	PIPE ANCHOR
	BALL VALVE - MANUAL (LEVER HANDLE)
	BALL VALVE - MANUAL (TEE HANDLE)
	BALL VALVE - MOTORIZED
	GENERAL DUTY ISOLATION VALVE (SEE SPEC FOR TYPE)
	GATE VALVE
	GLOBE VALVE
	BUTTERFLY VALVE - MANUAL
	BUTTERFLY VALVE - MOTORIZED
	ORBIT VALVE
	FLOWSETTER VALVE (BALANCING)
	CARTRIDGE FLOW BALANCER
	PRESSURE REDUCING VALVE
	PLUG VALVE
	CHECK VALVE (SWING TYPE)
	CHECK VALVE (SILENT TYPE, CENTER GUIDED)
	PRESSURE INDEPENDENT CONTROL VALVE (PICV)
	2 WAY CONTROL VALVE
	3 WAY CONTROL VALVE (MIXING TYPE)
	3 WAY CONTROL VALVE (DIVERTING TYPE)
	SOLENOID VALVE
	RELIEF VALVE
	BACKFLOW PREVENTOR
	BACKFLOW PREVENTER (RP2 TYPE)
	AIR VENT (AUTOMATIC)
	TEMPERATURE GAUGE (DUCT MOUNTED)
	PRESSURE GAUGE W/ PIGTAIL AND PETCOCK

HVAC SYMBOLS (PIPING)	
	SIGHTGLASS
	SIGHTGLASS WITH MOISTURE INDICATOR (REFRIGERANT)
	FILTER-DRYER
	LEAK DETECTOR, PROBE TYPE
	LEAK DETECTOR, CABLE TYPE
	METER
	AIR VENT (MANUAL)
	Y-STRAINER WITH HOSE END
	Y-STRAINER WITH BLOW OFF BALL VALVE
	Y-STRAINER
	DRAIN VALVE WITH CAPPED HOSE END
	DUPLEX BASKET STRAINER
	NOISE SUPPRESSOR (STEAM PRV)
	TEMPERATURE GAUGE
	PRESSURE GAUGE W/ PIGTAIL AND PETCOCK
	FLEXIBLE COUPLING
	PIPE IN PIPE (FUEL OIL)
	HEAT TRACED PIPE
	AIR SEPARATOR
	EXPANSION TANK
	CHEM SHOT FEEDER
	SHELL AND TUBE HEAT EXCHANGER
	PLATE AND FRAME HEAT EXCHANGER
	PUMP

CONTROLS SYMBOLS	
	THERMOSTAT
	TEMPERATURE SENSOR
	HUMIDISTAT
	HUMIDITY SENSOR
	CARBON MONOXIDE SENSOR
	CARBON DIOXIDE SENSOR
	NITROGEN DIOXIDE SENSOR
	HYDROGEN SENSOR
	REFRIGERANT SENSOR
	EMERGENCY POWER OFF SWITCH
	TEMPERATURE GAUGE WITH PIPE WELL

Owner
Storm King Art Center
1 Museum Road
New Windsor, NY 12553
+1 (845) 534-3115

Design Architect
heneghan peng architects
14-16 Lord Edward Street
Dublin, D02 YC63
+353 1 633 9000

Executive Architect
WXY Architecture + Urban Design
224 Centre Street, 5th Floor
New York, NY 10013
+1 (212) 219-1953

Landscape Architect
Gustafson Porter + Bowman
1 Cobham Mews
London, MW1 9SB
+44 020 7284 8950

Reed Hilderbrand LLC
33 Whitney Avenue, 3rd Floor
New Haven, CT 06510
+1 (617) 923-2422

Structural & Lighting
ARUP
77 Water Street
New York, NY 10005
+1 (212) 896-3000

MEPF & IT
BuroHappold
100 Broadway #23
New York, NY 10005
+1 (212) 616-0228

Civil
VHB
100 Great Oaks Blvd., Suite 118
Albany, NY 12203
+1 (518) 389-3606

AV & Acoustics
LSTN Consultants
76 Beaver Street, 2nd Floor
New York, NY 10005
+1 (347) 788-0810

Facade
Front Inc.
100 E. Broadway Street, #501
New York, NY 10002
+1 (212) 242-2220

Key Plan

Description	Date
50% Design Development	02/24/20
100% Design Development	05/29/20
50% Construction Documents	11/06/20

Project

Storm King Art Center Welcome Pavilions

Seal

NOT FOR CONSTRUCTION

Drawing Title
Abbreviations,
Symbols, and
Legends

Date	11/06/20
Scale	Not to Scale
Drawing Number	M-W-001
Sheet Size	ARCH D

A. GENERAL NOTES

1. EXECUTE THE WORK IN THE BEST AND MOST THOROUGH MANNER AND TO THE SATISFACTION OF THE CONSULTING ENGINEER, WHO WILL JOINTLY INTERPRET THE MEANING OF THE DRAWINGS AND SPECIFICATIONS AND SHALL HAVE THE POWER TO REJECT ANY WORK AND MATERIALS, WHICH IN THEIR JUDGMENT ARE NOT IN FULL ACCORDANCE THEREWITH.
2. EXCEPT FOR CHANGES AS MAY BE SPECIFICALLY APPROVED BY THE CONSULTING ENGINEERS, IN ACCORDANCE WITH ALTERNATES OF OPTIONS STATED HEREINAFTER, ALL WORK MUST BE IN FULL ACCORDANCE WITH THE INTENT OF THE PLANS AND SPECIFICATIONS, COMPLETE IN EVERY WAY AND READY FOR SATISFACTORY AND EFFICIENT OPERATION WHEN DELIVERED TO THE OWNER.
3. WHERE DISAGREEMENTS OCCUR BETWEEN THE PLANS AND THE SPECIFICATIONS, OR WITHIN EITHER DOCUMENT ITSELF, THE ITEM OR ARRANGEMENT OF BETTER QUALITY, GREATER QUANTITY OR HIGHER COST SHALL BE INCLUDED IN THE BASE BID.
4. THE CONTRACTOR COVENANTS AND AGREES THAT THEY AND THEIR SUBCONTRACTORS AND THEY AND THEIR AGENTS, SERVANTS AND EMPLOYEES WILL PROVIDE AND MAINTAIN A SAFE PLACE TO WORK AND THAT THEY AND THEIR WILL COMPLY WITH ALL LAWS AND REGULATIONS OF ANY GOVERNMENTAL AUTHORITY HAVING JURISDICTION THEREOF AND THE CONTRACTOR AGREES TO INDEMNIFY, DEFEND AND HOLD HARMLESS THE CONSULTING ENGINEER, ARCHITECT AND OWNER FROM AND AGAINST ANY LIABILITY, LOSS, DAMAGE OR EXPENSE, INCLUDING ATTORNEY'S FEES ARISING FROM A FAILURE OR ALLEGED FAILURE ON THE PART OF THE CONTRACTOR, THEIR SUBCONTRACTORS AND THEY AND THEIR AGENTS, SERVANTS AND EMPLOYEES TO PROVIDE AND MAINTAIN A SAFE PLACE TO WORK OR TO COMPLY WITH ALL LAWS AND REGULATIONS OF ANY GOVERNMENTAL AUTHORITY HAVING JURISDICTION THEREOF.
5. THE CONTRACTOR AND EACH SUBCONTRACTOR COVENANTS AND AGREES TO INDEMNIFY, DEFEND AND HOLD HARMLESS THE CONSULTING ENGINEER, ARCHITECT AND OWNER FROM AND AGAINST ANY LIABILITY, LOSS, DAMAGE OR EXPENSE, INCLUDING ATTORNEY'S FEES ARISING FROM A FAILURE OR ALLEGED FAILURE ON THE PART OF THE CONTRACTOR, THEIR SUBCONTRACTORS AND THEY AND THEIR AGENTS, SERVANTS AND EMPLOYEES PROPERLY TO DISCHARGE THE OBLIGATIONS ASSUMED BY HIM OR THEM IN THE PERFORMANCE OF THE WORK, INCLUDING ANY ACT OR OMISSION ALLEGEDLY RESULTING IN DEATH OR PERSONAL INJURY OR PROPERTY DAMAGE OR IMPROPER CONSTRUCTION, CONSTRUCTION TECHNIQUES OR THE USE OF IMPROPER OR INAPPROPRIATE MATERIAL OR TOOLS.
6. THE CONTRACTOR AGREES THAT ANY CONTROVERSY OR DISPUTE TO WHICH THE CONTRACTOR, THE ARCHITECT, AND THE CONSULTING ENGINEERS ARE PARTIES SHALL BE SUBMITTED TO ARBITRATION FOR DECISION IN ACCORDANCE WITH THE RULES OF SUCH ASSOCIATION FOR CONSTRUCTION INDUSTRY DISPUTES. ALL SUBCONTRACTORS LIKEWISE AGREE TO SUBMIT TO SUCH ARBITRATION ANY DISPUTE BETWEEN OR AMONG THEM, THE CONTRACTOR, THE ARCHITECT AND THE CONSULTING ENGINEERS, AND THE CONTRACTOR AGREES TO MAKE AVAILABLE TO THE CONSULTING ENGINEERS ON DEMAND SIGNED COPIES OF THE CONTRACT BETWEEN THE OWNER AND THE CONTRACTOR AND BETWEEN THE CONTRACTOR AND THEIR SUBCONTRACTORS. THE CONTRACTOR AND EACH SUBCONTRACTOR AGREE THAT BY SUBMITTING A BID WHICH IS ACCEPTED, THIS PARAGRAPH SHALL BE DEEMED A WRITTEN AGREEMENT TO SUBMIT ANY CONTROVERSY THEREAFTER ARISING ARBITRATION.
7. ALL WORK SHALL BE DONE IN CONFORMANCE WITH ALL GOVERNING CODES, INCLUDING AMENDMENTS, BULLETINS, ETC., AS WELL AS STANDARDS OF INSTALLATION AND EQUIPMENT ESTABLISHED FOR THE BUILDINGS, AND REQUIREMENTS OF THE OWNER.
8. OBTAIN ALL NECESSARY PERMITS AND APPROVAL FROM GOVERNING AUTHORITIES AND FILE ALL NECESSARY FORMS. PAY ALL INSPECTION FEES.
9. COORDINATE SCHEDULING OF ALL WORK TO BE PERFORMED WITH OWNER AND/OR THEIR AGENT AND INCLUDE ALL NECESSARY PREMIUM TIME REQUIRED FOR SHUTDOWNS, WORK IN OCCUPIED AREAS, ETC.
10. BEFORE COMMENCING WORK, EXAMINE ALL ADJOINING WORK ON WHICH THIS WORK IS IN ANY WAY DEPENDENT FOR PERFECT WORKMANSHIP ACCORDING TO THE INTENT OF THIS SPECIFICATION, AND REPORT TO THE CONSTRUCTION MANAGER ANY CONDITION WHICH PREVENTS PERFORMANCE OF FIRST-CLASS WORK NO "WAIVER OF RESPONSIBILITY" FOR INCOMPLETE, INADEQUATE OR DEFECTIVE ADJOINING WORK WILL BE CONSIDERED UNLESS NOTICE HAS BEEN FILED BEFORE SUBMITTAL OF A PROPOSAL.
11. COORDINATE ALL WORK WITH OTHER TRADES TO INSURE INSTALLATION IS MADE IN ACCORDANCE WITH THE CONTRACT DOCUMENTS.
12. FURNISH ADEQUATE LIABILITY INSURANCE AND BONDING AS REQUIRED BY OWNER.
13. INCLUDE ALL LABOR, MATERIALS, AND APPURTENANCES REQUIRED FOR THE FURNISHING, INSTALLING AND TESTING OF ALL WORK. COMPLETE AND MAKE READY FOR OPERATION IN A MANNER SATISFACTORY TO THE ARCHITECT AND CONSULTING ENGINEER. ALL WORK SHOWN ON DRAWINGS AND SPECIFIED HEREIN.
14. ALL WORK SHALL BE GUARANTEED FOR TWO (2) FULL YEARS FROM THE DATE WHEN THE OWNER HAS ISSUED A "CERTIFICATE OF SUBSTANTIAL COMPLETION".
15. PROVIDE TEMPERATURE CONTROL DEVICES FOR ALL EQUIPMENT, THERMAL ZONE, HEATING & COOLING COILS AND EACH
16. DIMENSIONS INDICATED ON THESE DRAWINGS ARE CLEAR, INSIDE DIMENSIONS.
17. CONTRACTOR SHALL ALLOW FOR ADEQUATE FLEXIBLE DUCT AND PIPE CONNECTIONS. CONNECTION SHALL CONFORM TO THE REQUIREMENTS OF THE MECHANICAL DETAILS AND SPECIFICATIONS.
18. IN ADDITION TO ROTATING EQUIPMENT CONNECTIONS, FLEXIBLE ACOUSTIC ISOLATION, BUILDING CONNECTIONS SHALL OCCUR AT ALL MOVEMENT JOINTS, AND AT ALL "BOX-IN-BOX" CONSTRUCTION. COORDINATE REQUIREMENTS WITH ALL OTHER DRAWINGS.
19. ALL SUSPENDED EQUIPMENT TO BE HUNG WITH VIBRATION ISOLATORS PER SPECIFICATION SECTION. MECHANICAL DETAILS AND
20. CONTRACTOR SHALL FAMILIARIZE HIMSELF WITH THE VIBRATION ISOLATION REQUIREMENTS IN THE SPECIFICATIONS & STANDARD DETAILS.
21. PROVIDE FIRE DAMPERS WHEN CROSSING RATED WALLS. REFER TO RATED WALL LOCATIONS AND ARCHITECTURAL DRAWINGS FOR FIRE TYPES.
22. BUILDING SMOKE PURGE SYSTEMS SHALL COMPLY WITH THE REQUIREMENTS OF ANY LOCAL AHJ REQUIREMENTS. .
23. SUPPORT ANCHORS SECURED TO THE BOTTOM OF FLOOR SLABS SHALL BE OF THE DROP-IN OR SLEEVE ANCHOR TYPE. POWDER CHARGED ANCHORING METHODS SHALL NOT BE USED.
24. COORDINATE WITH ARCHITECT FOR FINAL LOCATIONS OF ALL THERMOSTATS PRIOR TO INSTALLATION AND SEEK ENGINEER CONFIRMATION.

25. ALL CONTROL POWER WIRING AND TRANSFORMERS FOR DAMPERS, ACTUATORS, VAV PANELS, ETC SHALL BE PROVIDED BY THE CONTROLS CONTRACTOR. BOXES, CONTROL POWER FOR CONTROL DEVICES SHALL BE DERIVED FROM SOURCE DESIGNATED BY THE ELECTRICAL CONTRACTOR
26. PROVIDE ACCESS PANELS IN CEILINGS FOR ACCESS TO EQUIPMENT WHERE NECESSARY. CONTRACTOR SHALL ALLOW FOR ADEQUATE ACCESS FOR ALL BALANCING COMPONENTS AND HVAC EQUIPMENT. ENSURE ALL MECHANICAL ELEMENTS ARE A MINIMUM 8" ABOVE FALSE CEILING.
27. ALL MECHANICAL EQUIPMENT SHALL BE MOUNTED ON HOUSEKEEPING PADS AS INDICATED IN THE DRAWINGS. COMPLETE WITH ACOUSTIC AND VIBRATION MOUNTS AS INDICATED IN THE STANDARD DETAILS.
28. ALL SUPPLY & RETURN / EXHAUST GRILLES SHALL BE VISION PROOF WHERE REQUIRED.
29. REFER TO ARCHITECTS DRAWINGS FOR CEILING AND FLOOR MOUNTED GRILLE & DIFFUSER SETTING OUT DIMENSIONS.
30. THESE DRAWINGS ARE DIAGRAMMATIC IN NATURE. REFERENCE ARCHITECTURAL DRAWINGS FOR DIMENSIONS/RELATIONSHIPS OF ALL EXPOSED ELEMENTS. COORDINATE ALL HIDDEN WORK WITH ALL OTHER TRADES AND WITH THE FINAL, DIMENSIONED LAYOUT OF ELEMENTS FROM ALL TRADES PRIOR TO THE START OF ANY WORK. REPORT ANY CONFLICTS TO ARCHITECT FOR RESOLUTION PRIOR TO START OF ANY WORK.
31. ALLOW FOR ACCESS GRATINGS TO EQUIPMENT AND DAMPERS HIGHER THAN 10 FEET ABOVE FLOOR LEVEL IN MECHANICAL ROOMS.
32. PROVIDE ACCESS PANEL IN CEILINGS FOR ACCESS TO EQUIPMENT WHERE NECESSARY. REFER TO ARCHITECT'S CEILING PLANS AND DETAILS.
33. DRAIN LINES FROM ROOF MOUNTED EQUIPMENT SHALL BE PIPED TO THE NEAREST ROOF DRAIN.

B MECHANICAL DUCTWORK

1. COMBINATION FIRE SMOKE DAMPERS SHALL BE INSTALLED WHEREVER DUCTWORK PENETRATES A SHAFT ENCLOSURE.
2. MAXIMUM LENGTH OF FLEXIBLE DUCTWORK BETWEEN BRANCH AND AIR TERMINAL SHALL BE 3'-0".
3. PROVIDE VOLUME DAMPERS IN BRANCH AND RUN OUT DUCTWORK FOR ALL AIR OUTLETS AND INLETS. WHERE DAMPERS ARE ABOVE NON-ACCESSIBLE CEILINGS OR ARE WITHIN CONSTRUCTION, CABLE OPERATED, WORM-GEAR TYPE, REMOTE NON-ACCESSIBLE VOLUME DAMPERS SHALL BE PROVIDED.
4. PROVIDE 1" INTERNAL DUCT ACOUSTICAL & THERMAL LINING (TYPE: JOHNS MANVILLE PERMACOTE LINAACOUSTIC R-300 TYPE II BOARD OR EQUAL AND APPROVED) ON ALL SUPPLY DUCTWORK FOR THE FIRST 18ft FROM SUPPLY FAN.
5. SUPPORT ANCHORS SECURED TO THE BOTTOM OF FLOOR SLABS SHALL BE OF THE DROP-IN OR SLEEVE ANCHOR TYPE. POWDER CHARGED ANCHORING METHODS SHALL NOT BE USED.
6. PROVIDE DUCT ACCESS DOORS AND CEILING ACCESS PANELS FOR ALL FIRE, SMOKE AND, COMBINATION FIRE/SMOKE DAMPERS. CEILING ACCESS PANELS SHALL BE COORDINATED WITH ARCHITECTS REQUIREMENTS.
7. PROVIDE SMOKE DETECTORS IN ALL DUCTWORK WHERE REQUIRED BY CODE. COORDINATE ALL SMOKE DETECTORS WITH THE ELECTRICAL CONTRACTOR AND THE FIRE ALARM.
8. AIR OUTLET'S LOCATED IN HIGH CEILINGS SHALL BE FIELD ADJUSTED FOR OPTIMUM DRAFT AND THROW PERFORMANCE.
9. ALL EXPOSED DUCTWORK SHALL BE INTERNALLY LINED, CLEAN, STICKER FREE AND FREE OF DEFORMITIES AND MARKS.
10. LINEAR FLOOR GRILLES AND DIFFUSERS SHALL BE SHOWN ON ARCHITECTURAL DRAWINGS AND SHALL BE HEAVY DUTY.
11. MOUNT ALL SIDEWALL REGISTERS AT THE SAME ELEVATION OR AS SHOWN ON ARCHITECTURAL DRAWINGS.
12. ALL SUPPLY AND RETURN GRILLES AND OPENINGS MUST BE COORDINATED WITH ARCHITECTURE USING THE DESIGN REQUIREMENTS SHOWN ON THE MECHANICAL DRAWINGS AND SCHEDULES.
13. APPROVED COORDINATION DRAWINGS TO BE USED FOR ELEVATIONS AND LOCATIONS OF DUCTWORK AND EQUIPMENT.
14. ALL OPEN ENDED DUCTS TO HAVE WIRE MESH SCREENS.
15. OUTDOOR AIR OPENINGS WITHIN 10' OF CONTAMINANTS SHALL POSITIONED TO CONFORM TO ASHRAE 62.1 2007 REQUIREMENTS.
16. ALL AIR PLENUM SHALL BE 18 GAGE SHEET METAL.

C MECHANICAL PIPEWORK

1. ALL PIPING TO ALLOW FOR EXPANSION BY MEANS OF EXPANSION LOOP AND PIPE ANCHORS.
2. ALL GAS-FIRED APPLIANCES SHALL BE VENTED IN ACCORDANCE WITH NFPA-54, REFERENCED IN THE NYC BUILDING CODE AND WITH LOCAL E-DESIGNATION CODE.
3. PROVIDE GAS SAFETY SHUT-OFF VALVES ON BOTH THE FIRM AND INTERRUPTIBLE GAS MAINS LOCATED IN THE BOILER ROOM. THE CONTRACTOR SHALL PRESSURE TEST ALL PIPING AS PER THE SPECIFICATION.
4. ALL PIPING IN UNHEATED AREAS OR OUTSIDE SHALL BE HEAT TRACED.
5. COORDINATE WITH PLUMBING CONTRACTOR FOR ALL GAS CONNECTIONS TO GAS FIRED EQUIPMENT.
6. DRAIN LINES FROM CEILING MOUNTED EQUIPMENT SHALL BE PIPED TO THE NEAREST FLOOR DRAIN OR SANITARY LINE.
7. HEAT TRACE ALL HEATING HOT WATER PIPE LOCATED ABOVE GRADE OUTSIDE OF BUILDINGS, OR IN COVERED WALKWAYS.
8. ALL PIPING PASSING THROUGH MASONRY WALLS SHALL HAVE A SLEEVE, SEE SPECIFICATIONS.
9. ALL PIPING PASSING THROUGH FIRE-RATED WALLS SHALL HAVE A FIRE-RATED SLEEVE - SEE SPECIFICATIONS.
10. REFRIGERANT PIPE INSULATION AND VAPOR BARRIERS SHALL BE CONTINUOUS THROUGH PIPE HANGERS.
11. ALL BLACK STEEL PIPE HANGERS SHALL BE PAINTED PRIOR TO INSTALLATION.
12. PROVIDE A STRAIGHT RUN OF PIPING AT PUMP SUCTIONS OF LENGTH AT LEAST 5 PIPE DIAMETERS.

D. DIRECT DIGITAL CONTROL (DDC) OVERAL SYSTEM

(BASES OF DESIGN : DISTECH CONTROLS BY AUTOMATED BUILDING SOLUTIONS)

CONTRACTOR SHALL INCLUDE A NEW AND OPEN COMMUNICATION PROTOCOL STATE OF THE ART DIRECT DIGITAL CONTROL (DDC) SYSTEM, COMPOSED OF AN OPERATING SYSTEM CAPABLE TO TREND READING DATA, ALARM CONTROL SETPOINTS OUT OF RANGE, SCHEDULE SPECIAL AND REGULAR EVENTS AND DISPLAY 3D GRAPHICS. THIS OPERATING SYSTEM SHALL BE HOSTED BY A RACK SERVER WITH ALL THE NECESSARY ACCESSORIES IN ORDER TO BE SEATED INTO THE OWNER'S BUILDING IT NETWORK OR DEDICATED DDC FOR PASSWORD PROTECTED REMOTE ACCESS AND ACT AS A VIRTUAL SERVER. THE OPERATING DDC SYSTEM SHALL BE THE LATEST VENDOR'S VERSION AND ANY FUTURE UPGRADES SHALL BE INCLUDED AS PART OF THE SCOPE FOR AT LEAST THE PERIOD OF THE WARRANTY. THE SYSTEM SHALL SUPPORT API PROTOCOLS

TRAINING SHALL BE INCLUDED AND IT SHALL INCLUDE THREE PHASES:

1. A GENERAL SYSTEM OVERALL TRAINING.

2. HANDS-ON TRAINING.

3. FOLLOW UP TRAINING - THIS FOLLOW UP TRAINING SHALL BE SIX MONTHS AFTER FINAL CONSTRUCTION.

THE DDC SYSTEM SHALL INCLUDE DATA MANAGER CONTROLLERS PER EACH LEVEL OR FLOOR WITH NETWORK LOOPS OF A MINIMUM OF 64 DEVICES OR UNITARY CONTROLLERS. THE DDC SYSTEM ALSO SHALL BE CAPABLE OF EXPANSION. DEDICATED UNITARY CONTROLLERS SHALL BE PROVIDED FOR ALL TYPE OF MECHANICAL SYSTEMS AS WELL AS ALL THE ASSOCIATED END DEVICES. EACH DDC CONTROLLER SHALL HAVE UNIVERSAL INPUTS AND OUTPUTS.

CONTROLS WILL HAVE THE CAPABILITY OF TREND LOGGING SPECIFIC PARAMETERS IN ORDER TO COMMISSION THE SYSTEM AND TRACK ENERGY COSTS AS REQUIRED (THIS INCLUDES ANY METERING STRATEGIES REQUIRED BY LEED E.G. MEASUREMENT & VERIFICATION). IT IS ENVISAGED THAT AN ENERGY "DASHBOARD" WILL BE PROVIDED IN THE FACILITY FOR THE BUILDING MANAGERS TO VIEW THE CURRENT ENERGY USAGE AND HISTORICAL ENERGY USAGE AND BE CONFIGURE PER THE OWNER'S DIRECTION.

THE DDC SYSTEM SHALL HAVE INTEGRATION CAPABILITIES. THE INTENT OF THE INTEGRATION IS TO FORM THE ABILITY TO HAVE A SINGLE ACCESS TO ALL INTEGRATED SYSTEMS. THIS IS NOT LIMITED TO THE FOLLOWING: BOILER MASTER PANELS, VRF INTERFACES, CHILLERS, CRAC UNITS, VFD'S , GAS AND WATER FLOW METERS, WATER TREATMENT PANELS, FAN SECURITY, ACCESS CONTROL, CCTV, VIDEO SURVEILLANCE, LIGHTING CONTROL, UPS/BATTERY POWER SYSTEM, ATS SWITCHES, POWER METERS, DIGITAL SIGNAGE, ELEVATOR CONTROLS AND PACKAGED HVAC EQUIPMENT SUCH AS AHUS AND RTUS. ALTHOUGH ALL FEATURES MAY NOT BE INSTALLED IN THIS PROJECT, THE DDC SHALL HAVE THE CAPABILITY. IF NECESSARY THE DDC SYSTEM SHALL ALSO BE CAPABLE TO MANAGE WIRELESS COMMUNICATION SYSTEMS. THIS APPLIES TO DATA-MANAGERS AS WELL AS UNITARY CONTROLLERS AND CRITICAL SENSORS.

THE DDC VENDOR SHALL INCLUDE A SEQUENCE OF OPERATIONS GRAPHIC AND DEDICATED PAGE(S). ALL THE SEQUENCES SHOULD BE IN A SEPARATE PART OF THE NAVIGATION TREE, BUT ALSO ORGANIZED BY INDIVIDUAL ROOM, BY AHU EQUIPMENT , AND/OR BY SYSTEM. THE SEQUENCE SHOULD BE THE AS-BUILT

SEQUENCE THAT MATCHES EXACTLY WHAT IS PROGRAMMED. AS COMMISSIONING OCCURS AND SEQUENCE CHANGES ARE MADE, THESE PAGES SHALL BE UPDATED.

SMART BUILDING FEATURE

THE DDC SYSTEM SHALL BE CAPABLE TO ACT AS "THE DRIVER" IN COLLECTING DATA, MONITOR PERFORMANCE AND ENERGY USAGE OF SEVERAL THIRD PARTY SYSTEM VIA DDC INTEGRATION. THE DDC SYSTEM SHALL HAVE INTEGRATION CAPABILITIES. THE INTENT OF THE INTEGRATION IS TO FORM THE ABILITY TO HAVE A SINGLE ACCESS TO ALL INTEGRATED SYSTEMS. THIS IS NOT LIMITED TO THE FOLLOWING: HEAT PUMPS, AIR HANDLING UNITS, VRF INTERFACES, FAN COIL UNITS, UNIT VENTILATORS, VFD'S , WATER FLOW METERS, WATER TREATMENT SYSTEM, SECURITY, ACCESS CONTROL, CCTV, VIDEO SURVEILLANCE, LIGHTING CONTROL, UPS/BATTERY POWER SYSTEM, ATS SWITCHES, POWER METERS, DIGITAL SIGNAGE, ELEVATOR CONTROLS, SHADERS AND PACKAGED HVAC EQUIPMENT SUCH AS AHUS AND RTUS. IF NECESSARY THE DDC SYSTEM SHALL ALSO BE CAPABLE TO MANAGE WIRELESS COMMUNICATION SYSTEMS THIS APPLIES TO DATA-MANAGERS AS WELL AS UNITARY CONTROLLERS AND CRITICAL SENSORS.

DDC GENERAL NOTES

1. THE DDC CONTRACTOR SHALL FURNISH AND INSTALL ALL STATE OF THE ART HARDWARE AND ALL THE LATEST OPERATING AND APPLICATIONS SOFTWARE NECESSARY TO PERFORM THE CONTROL SEQUENCES OF OPERATION AS CALLED FOR IN THIS SPECIFICATION.

2. AS A MINIMUM, ONE DEDICATED DDCP SHALL BE PROVIDED FOR EACH MAIN HVAC EQUIPMENT (AHU, RTU, WATER SYSTEMS, VAV, FAN POWERED VAV BOXES, FCU), IT IS ACCEPTABLE TO HAVE EXPANSION DDC CONTROLLER WITHIN THE SAME SYSTEM DDCP.

3. ALL SETPOINTS INDICATED IN THE SEQUENCES SHALL BE ADJUSTABLE AT THE FRONT END DDC MAIN SOFTWARE SYSTEM OR ANY USER INTERFACE STATION CONNECTED TO ANY MAIN DATA MANAGER CONTROLLER.

4. UNLESS OTHERWISE NOTED, THE DDC SYSTEM ARCHITECTURE SHALL TIE INTO THE BUILDING IT INFRASTRUCTURE AND IT SHALL INTERACT BETWEEN EACH OTHER FOR REMOTE ACCESS. BUILDING IT SHALL PROVIDE STATIC IP ADDRESS AS REQUIRED BY THE DDC CONTRACTOR FOR THE DESIGN.

5. THE DDC CONTRACTOR SHALL COMPLY WITH ALL BUILDING IT INFRASTRUCTURE SECURITY POLICIES FROM REMOTE ACCESS.

6. UNLESS OTHERWISE NOTED, THE DDC CONTRACTOR SHALL PROVIDE, FOR THE PRIMARY NETWORK, AN INDIVIDUAL ETHERNET VERTICAL HOMERUNS FROM DDC SERVER SWITCHHUB TO EACH DATA MANAGER OR PRIMARY CONTROLLER AS LONG AS ETHERNET MAXIMUM DISTANCE LIMITATION ARE NOT EXCEEDED.

7. THE DDC CONTRACTOR SHALL BE RESPONSIBLE TO FOLLOW ALL THE TECHNICAL REQUIREMENTS IN A DDC SYSTEM ARCHITECTURE DESIGN FOR DISTANCE LIMITATIONS ON ETHERNET AND FIBER NETWORK. ALL ETHERNET SWITCHES OR FIBER TO ETHERNET CONVERTERS AND ASSOCIATED ACCESSORIES TO BE FURNISH BY THE DDC CONTRACTOR. THE DDC VENDOR SHALL PROVIDE PRIMARLY 24VAC POWER INPUT SWITCHES OR CONVERTERS TYPE.

8. THE DDC BMS SYSTEM SHALL ALLOW THE DISTRIBUTION OF SYSTEM FUNCTIONS SUCH AS MONITORING AND CONTROL AND GRAPHICAL USER INTERFACE ETC. ACROSS THE NETWORK TO ACHIEVE MAXIMUM FLEXIBILITY, ACCESSIBILITY AND PERFORMANCE.

9. IT IS NOT ACCEPTABLE TO UTILIZE THE NETWORK TO SEND CRITICAL DATA REQUIRED BY A CONTROL ALGORITHM FROM ONE CONTROLLER TO ANOTHER. CRITICAL DATA SHALL BE A DIRECT HARDWARE INPUT TO THE CONTROLLER CONTAINING THE CONTROL ALGORITHM. IF MULTIPLE CONTROLLERS REQUIRE THE SAME PIECE OF DATA FOR A CONTROL ALGORITHM, THE DATA SHALL BE A DIRECT HARDWARE INPUT TO EACH CONTROLLER.

10. IT IS NOT ACCEPTABLE TO RESTRICTED ACCESS TO DDC SYSTEM DATA BY THE HARDWARE CONFIGURATION OF THE BMS. HARDWARE CONFIGURATION OF THE BMS NETWORK SHALL BE TOTALLY OPEN AND TRANSPARENT TO THE USER WHEN ACCESSING DATA OR DEVELOPING CONTROL PROGRAMS.

11. THE BMS CONTRACTOR BASIS DESIGN SHALL BE MADE TO ALLOW THE CO-EXISTENCE OF CURRENT (IF APPLICABLE) AND FUTURE EXPANSION OF DATA MANAGER CONTROLLERS AND PERSONAL COMPUTER OPERATOR WORKSTATIONS ON THE SAME PRIMARY NETWORK.

12. IT IS NOT ACCEPTABLE TO RESTRICTED ACCESS TO A DDC SYSTEM DATA BY THE HARDWARE CONFIGURATION OF THE BMS. HARDWARE CONFIGURATION OF THE BMS NETWORK SHALL BE TOTALLY OPEN AND TRANSPARENT TO THE USER WHEN ACCESSING DATA OR DEVELOPING CONTROL PROGRAMS.

13. THE DDC CONTRACTOR SHALL PROVIDE NETWORK WIRING AS REQUIRED TO ENSURE TOTAL SYSTEM OPERATION AND COMMUNICATION WITHOUT INTERRUPTION, EVEN IF THE NETWORK WIRING IS OPEN IN ONE (1) LOCATION.

14. THE PRIMARY NETWORK SHALL ALLOW ANY DATA MANAGER CONTROL PANEL TO ACCESS ANY DATA FROM, OR SEND CONTROL COMMANDS AND ALARM REPORTS DIRECTLY TO, ANY OTHER PRIMARY CONTROL PANEL OR COMBINATION OF CONTROLLERS ON THE NETWORK WITHOUT DEPENDENCE UPON A CENTRAL OR INTERMEDIATE PROCESSING DEVICE.

15. THE PEER-TO-PEER NETWORK SHALL ALSO ALLOW ANY PRIMARY CONTROL PANEL TO ACCESS, EDIT, MODIFY, ADD, DELETE, BACK UP, RESTORE ALL SYSTEM POINT DATABASE AND ALL PROGRAMS, ASSIGN PASSWORD ACCESS AND CONTROL PRIORITIES TO EACH SYSTEM INDIVIDUALLY. THE LOGON PASSWORD (AT ANY PC WORKSTATION OR PORTABLE OPERATOR TERMINAL) SHALL ENABLE THE OPERATOR TO MONITOR, ADJUST AND CONTROL ONLY THE SYSTEM THAT THE OPERATOR IS AUTHORIZED FOR.

16. A RACK SERVER WITH BUILT-IN MONITOR SHALL BE FURNISHED LOADED WITH THE DDC CONTRACTOR OPERATING BUILDING MANAGEMENT SYSTEM (BMS) SOFTWARE PLUS ALL THE NECESSARY ACCESSORIES FOR MOUNTING AND CONNECTING TO AN IT NETWORK. AN ADDITIONAL IT STATION TO ACCESS DDC SERVER AT THE MAIN LOCATION POINTS OF CONTROL OF THE DDC SYSTEM SHOULD BE ALSO PROVIDED AND SET UP BY THE DDC CONTRACTOR.

17. ALL GLOBAL COMMON INFORMATION (OUTSIDE AIR TEMP & HUMIDITY, ETC) SHALL BE MEASURED AND COMMUNICATED FROM THE CENTRAL WEATHER STATION.

18. WEATHER STATION SHALL BE VAISALA WXT536 & IT SHALL BE PROVIDED WITH ALL NECESSARY ACCESSORIES TO MEASURE PRESSURE, TEMPERATURE, HUMIDITY, RAIN, WIND. INTERFACE CONNECTIVITY AS WELL AS HARDWARE TERMINATIONS ARE ACCEPTABLE.

19. THE DDC CONTRACTOR SHALL FURNISH COMMUNICATIONS INTERFACE (INCLUDING NECESSARY SOFTWARE) BETWEEN THE DDC SYSTEM AND EACH MANUFACTURER SUPPLIED CONTROL PANEL SPECIFIED. THE DDC SYSTEM SHALL BE CAPABLE OF READING AND DISPLAYING ALL DATA USED BY THE MANUFACTURER'S CONTROL PANEL. SOFTWARE INTERFACE SHALL BE THROUGH LONMARK/BACNET/MOD BUS COMPLIANT PROTOCOL. WHERE THE DDC SYSTEM IS REQUIRED TO CONTROL THE OPERATION OF THE EQUIPMENT, PROVIDE INPUT AND OUTPUT INTERFACE AS REQUIRED.

20. DDC SYSTEM SHALL BE EXPANDABLE WITHOUT HAVING TO PHYSICALLY RECONFIGURE THE NETWORK.

21. AN UNINTERRUPTIBLE POWER SUPPLY (UPS) SHALL BE PROVIDED AND INSTALLED BY THE DDC CONTRACTOR FOR EACH OF THE FOLLOWING DEVICES THAT ARE POWERED BY THE BMS INCLUDING; NETWORK SWITCHES, BMS PRIMARY CONTROL PANEL, BMS SECONDARY CONTROL PANEL, OPERATOR'S WORKSTATION, PRINTER AND FIELD DEVICE. EACH UPS SHALL POWER THE DEVICE FOR A MINIMUM OF 30 MINUTES, IN THE CASE OF POWER INTERRUPTION.

22. EACH UPS SHALL BE PROVIDED WITH DRY CONTACTS FOR STATUS, RECOMMENDED MANUFACTURER: FUNCTIONAL DEVICES PART# PS#860-UPS-STAT.

PRIMARY NETWORK

1. ALL OPERATOR WORKSTATIONS AND DATA MANAGER CONTROLLERS SHALL DIRECTLY RESIDE ON A NETWORK WHICH MEETS THE FOLLOWING CRITERIA: 1. THE ABILITY TO ACCESS, EDIT, MODIFY, ADD, DELETE, BACK UP, REPORT, TREND, RESTORE ALL SYSTEM POINT DATABASE AND ALL PROGRAMS) MAY BE EXECUTED DIRECTLY BETWEEN SERVERS, PRIMARY CONTROL PANELS, AND OPERATOR WORKSTATIONS ON A PEER-TO-PEER BASIS.
2. ALL OPERATOR DEVICES EITHER NETWORK RESIDENT OR CONNECTED VIA INTRANET AND INTERNET, SHALL HAVE THE ABILITY TO ACCESS ALL POINT STATUS AND APPLICATION REPORT DATA OR EXECUTE CONTROL FUNCTIONS FOR ANY AND ALL OTHER DEVICES VIA THE PRIMARY NETWORK OR THE SECONDARY NETWORK.
3. ACCESS TO DATA SHALL BE BASED UPON LOGICAL IDENTIFICATION OF BUILDING EQUIPMENT.
4. THE PRIMARY NETWORK SHALL PROVIDE A HIGH-SPEED DATA TRANSFER RATES FOR ALARM REPORTING, QUICK REPORT GENERATION FROM MULTIPLE CONTROLLERS AND UPLOAD/DOWNLOAD EFFICIENCY BETWEEN NETWORK DEVICES. SYSTEM PERFORMANCE SHALL INSURE THAT AN ALARM OCCURRING AT ANY CONTROL PANEL IS DISPLAYED AT ANY PC WORKSTATION, STANDALONE ALARM PRINTER AND/OR CONTROL PANEL WITHIN 5 SECONDS.
5. THE PRIMARY NETWORK SHALL PROVIDE MESSAGE AND ALARM BUFFERING TO PREVENT INFORMATION FROM BEING LOST, ERROR DETECTION, CORRECTION AND RE-TRANSMISSION TO GUARANTEE DATA INTEGRITY.
6. THE PRIMARY NETWORK SHOULD BE CAPABLE TO DO SYNCHRONIZATION OF REAL-TIME CLOCKS BETWEEN SERVER, PRIMARY CONTROL PANELS, AND OPERATOR WORKSTATIONS, INCLUDING AUTOMATIC DAYLIGHT SAVINGS TIME CORRECTIONS.
7. THE DDC CONTRACTOR SHALL PROVIDE NETWORK WIRING AS REQUIRED TO ENSURE TOTAL SYSTEM OPERATION AND COMMUNICATION WITHOUT INTERRUPTION, EVEN IF THE NETWORK WIRING IS OPEN IN ONE (1) LOCATION.
8. THE PRIMARY NETWORK SHALL ALLOW THE PRIMARY CONTROL PANELS TO ACCESS ANY DATA FROM, OR SEND CONTROL COMMANDS AND ALARM REPORTS DIRECTLY TO, ANY OTHER PRIMARY CONTROL PANEL OR COMBINATION OF CONTROLLERS ON THE NETWORK WITHOUT DEPENDENCE UPON A CENTRAL OR INTERMEDIATE PROCESSING DEVICE.
9. THE PRIMARY CONTROL PANEL SHALL SEND ALARM REPORTS TO MULTIPLE OPERATOR WORKSTATIONS WITHOUT DEPENDENCE UPON A CENTRAL OR INTERMEDIATE PROCESSING DEVICE.
10. THE PEER-TO-PEER NETWORK SHALL ALSO ALLOW ANY DATA MANAGER CONTROL PANEL TO ACCESS, EDIT, MODIFY, ADD, DELETE, BACK UP, RESTORE ALL SYSTEM POINT DATABASE AND ALL PROGRAMS, ASSIGN PASSWORD ACCESS AND CONTROL PRIORITIES TO EACH SYSTEM INDIVIDUALLY. THE LOGON PASSWORD (AT ANY PC WORKSTATION OR PORTABLE OPERATOR TERMINAL) SHALL ENABLE THE OPERATOR TO MONITOR, ADJUST AND CONTROL ONLY THE SYSTEM THAT THE OPERATOR IS AUTHORIZED FOR.

SECONDARY NETWORK

1. THIS NETWORK SHALL CONNECT AND SUPPORT STAND-ALONE SECONDARY CONTROL PANELS AND SHALL COMMUNICATE BI-DIRECTIONALLY WITH THE PRIMARY NETWORK THROUGH ANY DATA MANAGER CONTROL PANELS FOR TRANSMISSION OF GLOBAL DATA. SUFFICIENT NUMBER OF DATA MANAGER CONTROL PANELS SHALL BE PROVIDED FOR CONNECTION OF SECONDARY NETWORKS BASED ON QUANTITY OF SECONDARY CONTROLS PANELS AND DISTANCE LIMITATIONS.
2. SECONDARY CONTROL PANELS SHALL BE ARRANGED ON THE SECONDARY NETWORK IN A FUNCTIONAL RELATIONSHIP MANNER WITH THE DATA-MANAGER CONTROL PANELS. FOR EXAMPLE, A VAV SECONDARY CONTROL PANEL ON A SECONDARY NETWORK OF A PRIMARY CONTROL PANEL THAT IS CONTROLLING THE VAV'S CORRESPONDING AHU. PRIMARY CONTROL PANEL HARDWARE (DATA MANAGER)
- PRIMARY CONTROL PANEL HARDWARE (DATA MANAGER)**
1. PROVIDE ONE (1) DATA MANAGER OR PRIMARY CONTROL PANEL AT EACH FLOOR OR LEVEL TO MONITOR AND SEQUENCING EQUIPMENT WITHIN ASSOCIATED FLOOR.
2. IT IS NOT ACCEPTABLE TO HAVE (1) DATA MANAGER OR PRIMARY CONTROLLER SERVING SEVERAL FLOORS UNLESS THE MECHANICAL EQUIPMENT IS INTERACTING WITH EACH OTHER FOR EXAMPLE: AN AHU UNIT IS LOCATED ON THE FIRST FLOOR AND ALL ASSOCIATED VAV BOXES ARE ON A SECOND FLOOR IF THIS IS THE CASE THEN IT IS ACCEPTABLE.
3. HVAC EQUIPMENT THAT INTERACT WITH EACH OTHER SHALL BE WITHIN THE SAME DATA MANAGER OR PRIMARY CONTROLLER.
4. DATA MANAGER CONTROLLER SHALL BE ASHRAE 135 COMPLIANCE AND USE THE LATEST VERSION OF BACNET/ASHRAE 135 PROTOCOL AND COMMUNICATE USING ISO 8802-3 (ETHERNET) DATALINK/PHYSICAL LAYER PROTOCOL.
5. ALL PRIMARY CONTROL PANELS SHALL BE INSTALLED WITH 30% SPARE MEMORY CAPACITY FOR FUTURE CONNECTIONS. PROVIDE ALL HARDWARE MODULES, SOFTWARE MODULES, PROCESSORS, POWER SUPPLIES, REPEATERS ETC. REQUIRED TO ENSURE ADDING A CONTROLLER TO THE SPARE MEMORY.
6. PROVIDE ALL PROCESSORS, POWER SUPPLIES AND COMMUNICATION CONTROLLERS SO THAT THE IMPLEMENTATION OF ADDING A CONTROLLER TO THE SPARE MEMORY ONLY REQUIRES THE ADDITION OF THE APPROPRIATE END DEVICES AND FIELD WIRING.
7. THE DATA MANAGER OR PRIMARY NETWORK CONTROLLER SHALL BE PROVIDED WITH ALL COMMUNICATION CARDS NEEDED FOR PROJECT INCLUDING CARDS FOR SPARE PORTS LEFT ON CONTROLLER.
8. EACH DATA MANAGER SHALL BE EQUIPPED TO MONITOR ALL INDUSTRY STANDARD TYPES OF INTERFACE PROTOCOLS WITHOUT THE ADDITION OF EQUIPMENT TO THE DATA MANAGER CONTROL PANEL OR ADDITIONAL SOFTWARE DRIVERS.
9. THE OPERATOR SHALL HAVE THE ABILITY TO MANUALLY OVERRIDE AUTOMATIC OR CENTRALLY EXECUTED COMMANDS AT THE DATA MANAGER OR PRIMARY CONTROL PANELS VIA A DISPLAY MOUNTED ON THE FRONT DOOR (FOR EXAMPLE: DISTECH CONTROLS' HORIZON-C DISPLAYS OR EQUAL).
10. EACH DATA MANAGER PRIMARY CONTROL PANEL SHALL CONTINUOUSLY PERFORM SELF-DIAGNOSTICS ON ALL HARDWARE MODULES AND NETWORK COMMUNICATIONS. THE PRIMARY CONTROL PANEL SHALL PROVIDE BOTH LOCAL AND REMOTE ANNUNCIATION OF ANY DETECTED COMPONENT FAILURES, OR REPEATED FAILURE TO ESTABLISH COMMUNICATION WITH ANY SYSTEM.

DATA MANAGER SOFTWARE

1. FURNISH SOFTWARE TO FORM COMPLETE OPERATING SYSTEM FOR BUILDING AND ENERGY MANAGEMENT. DATA MANAGER SOFTWARE
2. DDC SOFTWARE SHALL BE CAPABLE TO HOST AN UNLIMITED AMOUNT OF DATA MANAGER OR PRIMARY CONTROLLER FOR EXPANDABILITY (E.G. EC-NET 4 SUPERVISOR UNL OR EQUAL).
3. ALL PROGRAMS POINTS SHALL BE IDENTIFIED BY A 30 CHARACTER NAME AND A 16 CHARACTER POINT DESCRIPTOR. THE SAME NAMES SHALL BE DISPLAYED AT BOTH THE DATA MANAGER CONTROL PANEL(S) (VIA PORTABLE TERMINAL) AND THE VIRTUAL RACK SERVER OR ANY UI WORKSTATION(S). MULTI-SYSTEM CONSISTENCY ON POINT NAMES SHOULD BE MAINTAINED.
4. TREND DATA SHALL BE STORED AT THE DATA-MANAGER CONTROL PANELS AND AUTOMATICALLY UPLOADED TO THE VIRTUAL DDC RACK SERVER.
5. UPLOADS SHALL OCCUR BASED ON USER-DEFINED INTERVALS, MANUAL COMMANDS, OR AUTOMATICALLY WHEN THE TREND BUFFER IS 80% FULL. ALL TREND DATA SHALL BE AVAILABLE FOR USE IN ANY 3RD PARTY PERSONAL, COMPUTER APPLICATIONS LOCATED IN THE DDC.

SECONDARY CONTROL PANEL HARDWARE

1. EACH SECONDARY CONTROL PANEL SHALL OPERATE AS A STAND-ALONE CONTROLLER CAPABLE OF PERFORMING ITS USER SELECTABLE CONTROL ROUTINES INDEPENDENTLY OF ANY OTHER CONTROLLER IN THE SYSTEM. EACH SECONDARY CONTROL PANEL SHALL BE A MICROPROCESSOR-BASED, MULTI-TASKING, REAL-TIME DIGITAL CONTROL PROCESSOR.
2. EACH SECONDARY CONTROL PANEL SHALL INCLUDE ALL POINT INPUTS AND OUTPUTS NECESSARY TO PERFORM THE SPECIFIED CONTROL SEQUENCES. THE SECONDARY CONTROLLER SHALL ACCEPT INPUT AND PROVIDE OUTPUT SIGNALS THAT COMPLY WITH INDUSTRY STANDARDS. CONTROLLERS UTILIZING PROPRIETARY CONTROL SIGNALS SHALL NOT BE ACCEPTABLE. OUTPUTS MAY BE UTILIZED EITHER FOR 2-STATE, MODULATING, FLOATING OR PROPORTIONAL CONTROL, ALLOWING FOR ADDITIONAL SYSTEM FLEXIBILITY.
3. CONTROL APPLICATIONS; OPERATING PROGRAMS SHALL BE FIELD-SELECTABLE FOR SPECIFIC APPLICATIONS. IN ADDITION, SPECIFIC APPLICATIONS MAY BE MODIFIED TO MEET THE USER'S EXACT CONTROL STRATEGY REQUIREMENTS, ALLOWING FOR ADDITIONAL SYSTEM FLEXIBILITY. CONTROLLERS THAT REQUIRE FACTORY CHANGES OF ALL APPLICATIONS ARE NOT ACCEPTABLE.
4. CONTROLLERS SHALL INCLUDE ALL POINT INPUTS AND OUTPUTS NECESSARY TO PERFORM THE SPECIFIED CONTROL SEQUENCES AS A MINIMUM, 50% OF THE POINT OUTPUTS SHALL BE OF THE UNIVERSAL TYPE, THAT IS, THE OUTPUTS MAY BE UTILIZED EITHER AS MODULATING OR TWO-STATE, ALLOWING FOR ADDITIONAL SYSTEM FLEXIBILITY. IN LIEU OF UNIVERSAL OUTPUTS, PROVIDE A MINIMUM OF 50% SPARE OUTPUTS OF EACH TYPE VIA ADDITIONAL POINT TERMINATION BOARDS OR CONTROLLERS. ANALOG OUTPUTS SHALL BE INDUSTRY STANDARD, ALLOWING FOR INTERFACE TO A VARIETY OF END DEVICES. TERMINAL EQUIPMENT CONTROLLERS UTILIZING PROPRIETARY CONTROL SIGNALS AND ACTUATORS SHALL NOT BE ACCEPTABLE.
5. PROVIDE A SECONDARY CONTROL PANEL FOR EACH OF THE FOLLOWING TYPES OF EQUIPMENT (IF APPLICABLE):
- ROOFTOP UNITS (UNLESS IT HAS BEEN SPECIFIED AS A FACTORY PROVIDED SECONDARY CONTROLLER WITH INTEGRATED CAPABILITY)
 - AHU (UNLESS IT HAS BEEN SPECIFIED AS A FACTORY PROVIDED SECONDARY CONTROLLER WITH INTEGRATED CAPABILITY)
 - VARIABLE AIR VOLUME (VAV) BOXES
 - VRF CONDENSING UNITS AND FAN COIL UNITS
 - PERIMETER HEATING CONTROLS
 - HEAT EXCHANGER SYSTEM
 - HEAT PUMP SYSTEMS
 - HYDRONIC PUMPS
 - RADIANT FLOOR SYSTEM
 - AC UNITS (UNLESS IT IS A FACTORY PROVIDED SECONDARY CONTROLLER WITH INTEGRATED CAPABILITY)
 - UNIT/CABINET UNIT HEATERS
 - EXHAUST FANS
 - OTHER TERMINAL CRITICAL EQUIPMENT
6. EACH SECONDARY CONTROL PANEL SHALL, AT A MINIMUM, BE PROVIDED WITH:
- APPROPRIATE NEMA RATED ENCLOSURE FOR ITS APPLICATION.
 - A STAND-ALONE REAL-TIME DIGITAL CONTROL MICROPROCESSOR MODULE.
 - BUILT-IN DISPLAY OR DOOR MOUNTED TYPE (WITH THE EXCEPTION OF VAV CONTROLLERS)
 - SECONDARY NETWORK COMMUNICATIONS ABILITY
 - POWER SUPPLIES AS REQUIRED FOR ALL ASSOCIATED MODULES, SENSORS, ACTUATORS, ETC.
 - EXPANSION CAPABILITIES
7. THERE SHALL BE PROVISIONS FOR BURRO HAPPOLD TO HAVE REMOTE ACCESS VIA A USERNAME AND PASSWORD TO THE DDC SYSTEM FOR THE COLLECTION OF DATA PERFORMANCE OF ALL SYSTEM.

Owner

Storm King Art Center
1 Museum Road
New Windsor, NY 12553
+1 (845) 534-3115

Design Architect

heneghan peng architects
14-16 Lord Edward Street
Dublin, D02 YC63
+353 1 633 9000

Executive Architect

WXY Architecture + Urban Design
224 Centre Street, 5th Floor
New York, NY 10013
+1 (212) 219-1953

andscape Architect

Gustafson Porter + Bowman
1 Cobham Mews
London, MW1 9SB
+44 20 7284 8950

Reed Hilderbrand LLC

33 Whitney Avenue, 3rd Floor
New Haven, CT 06510
+1 (617) 923-2422

Structural & Lighting

ARUP

77 Water Street
New York, NY 10005
+1 (212) 896-3000

MEPF & IT

BuroHappold
100 Broadway #23
New York, NY 10005
+1 (212) 616-0228

Civil

VHB

100 Great Oaks Blvd., Suite 118
Albany, NY 12203
+1 (518) 289-3606

AV & Acoustics

LSTN Consultants
76 Beaver Street, 2nd Floor
New York, NY 10005
+1 (347) 788-0810

Facade

Front Inc.
100 E. Broadway Street, #501
New York, NY 10002
+1 (212) 242-2220

Key Plan

Description	Date
50% Design Development	02/24/20
100% Design Development	05/29/20
50% Construction Documents	11/06/20

Project

Storm King Art Center Welcome Pavilions

Seal

NOT FOR CONSTRUCTION

Drawing Title

General Notes

Date	11/06/20
Scale	Not to Scale
Drawing Number	M-W-002
Sheet Size	ARCH D

GENERAL NOTES

- DRAWINGS ARE PRESENTED HERE AT A 50% CONSTRUCTION DOCUMENTS LEVEL. WHERE DETAIL IS NOT YET SHOWN, PROVIDE ALL COMPONENTS REQUIRED FOR A FULLY FUNCTIONAL HVAC SYSTEM INCLUDING, BUT NOT LIMITED TO:
- THERMOSTATS FOR ALL ZONES ASSOCIATED WITH HEATING AND COOLING UNITS
 - CO2 SENSORS IN ALL DENSELY OCCUPIABLE AREAS
 - FACTORY PACKAGED CONTROLS FOR ALL COMPLEX EQUIPMENT.
 - FULL STORM KING FACILITY CENTRAL BUILDING MANAGEMENT SYSTEM, CONNECTING ALL CURRENT AND FUTURE BUILDINGS, AS DESCRIBED ON THE MECHANICAL COVER SHEET
 - BALANCING DAMPERS AT ALL AIR TERMINALS
 - ACOUSTIC DUCT LINING 10FT UPSTREAM AND DOWNSTREAM OF ALL FANS
 - DUCT SILENCERS AT ALL DUCT CONNECTIONS TO AIR HANDLING UNITS AND ROOF MOUNTED UNITS
 - FIRE DAMPERS AND FIRE/SMOKE DAMPERS AT ALL DUCT PENETRATIONS THROUGH RATED WALLS.
 - INSULATION ON ALL AIR DUCT, HYDRONIC PIPES AND REFRIGERANT PIPES
 - DOUBLE-WALL CONSTRUCTION ON ALL EXPOSED DUCT VISIBLE FROM OCCUPIED SPACES.
 - SHUTOFF VALVES AT ALL PIPED COMPONENTS
 - SPRING VIBRATION ISOLATION AT ALL EQUIPMENT WITH MOVING PARTS
 - FIRESTOPPING OF ALL DUCT AND PIPE PENETRATIONS THROUGH ALL WALLS
 - HEAT TRACING FOR ALL HYDRONIC PIPING OUTSIDE OF THE BUILDING ENVELOPE
 - CONDENSATE DRAIN PIPING FROM ALL COOLING COILS TO DRAIN (INCLUDE CONDENSATE PUMPS WHERE NECESSARY FOR GRAVITY DRAIN)
 - AUXILIARY DRIP PANS AND LEAK DETECTION UNDERNEATH ANY HYDRONIC EQUIPMENT (INCLUDING ASSOCIATED VALVING/TRIM)
 - AIRFLOW MONITORING STATIONS ON AHUS
 - VFDS FOR ANY FAN OR PUMP MOTOR WHICH IS NOT AN ECM
 - ACOUSTICALLY LINED RETURN AIR TRANSFER DUCTWORK ABOVE CEILINGS WHERE WALLS EXTEND TO UNDERSIDE OF STRUCTURE ABOVE.
 - ALL COMPONENTS REQUIRED FOR A FULLY FUNCTIONAL VRF SYSTEM INCLUDING VALVING AND CONTROL WIRING

Owner
Storm King Art Center
1 Museum Road
New Windsor, NY 12553
+1 (845) 534-3115

Design Architect
heneghan peng architects
14-16 Lord Edward Street
Dublin, D02 YC63
+353 1 633 9000

Executive Architect
WXY Architecture + Urban Design
224 Centre Street, 5th Floor
New York, NY 10013
+1 (212) 219-1953

Landscape Architect
Gustafson Porter + Bowman
1 Cobham Mews
London, MW1 9SB
+44 020 7284 8950

Reed Hilderbrand LLC
33 Whitney Avenue, 3rd Floor
New Haven, CT 06510
+1 (617) 923-2422

Structural & Lighting
ARUP
77 Water Street
New York, NY 10005
+1 (212) 896-3000

MEPF & IT
BuroHappold
100 Broadway #23
New York, NY 10005
+1 (212) 616-0228

Civil
VHB
100 Great Oaks Blvd., Suite 118
Albany, NY 12203
+1 (518) 389-3606

AV & Acoustics
LSTN Consultants
76 Beaver Street, 2nd Floor
New York, NY 10005
+1 (347) 788-0810

Facade
Front Inc.
100 E. Broadway Street, #501
New York, NY 10002
+1 (212) 242-2220

Key Plan



Description	Date
50% Design Development	02/24/20
100% Design Development	05/29/20
50% Construction Documents	11/06/20

Project

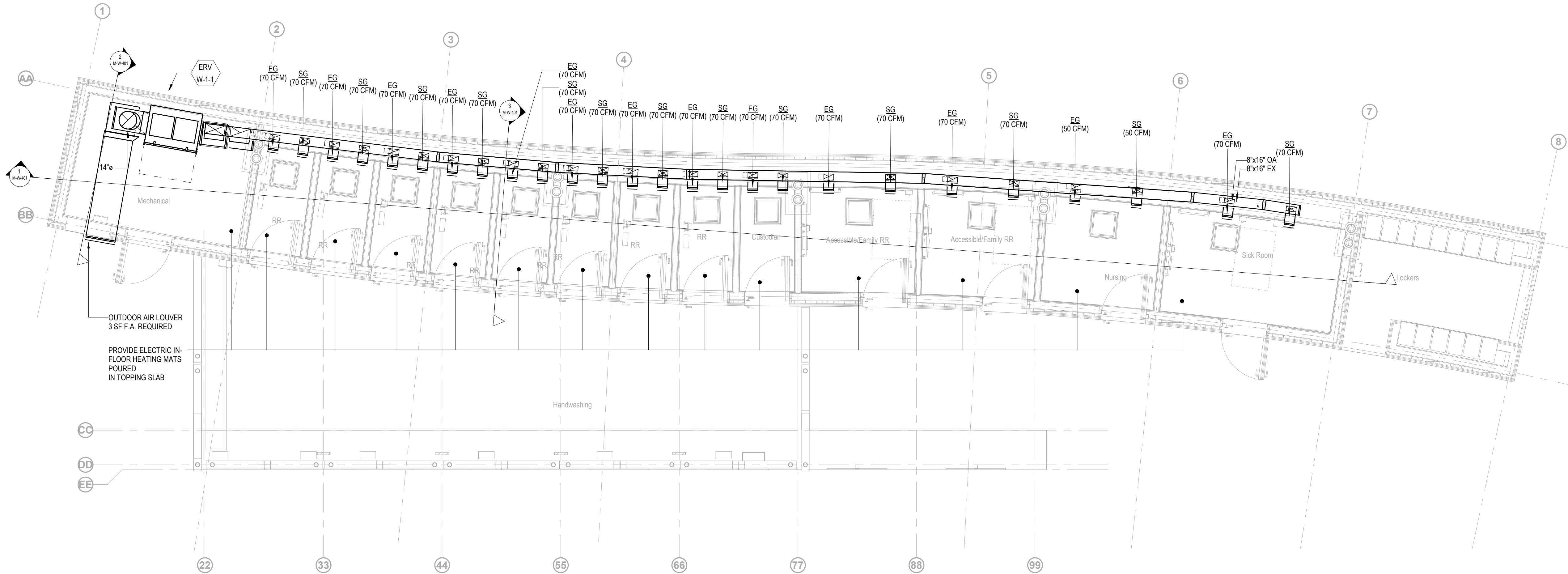
Storm King
Art Center
Welcome
Pavilions

Seal

NOT FOR CONSTRUCTION

Drawing Title
Restroom - Duct Plan
- Ground Level

Date	11/06/20
Scale	1/4" = 1'-0"
Drawing Number	M-W-101
Sheet Size	ARCH D



GENERAL NOTES

- DRAWINGS ARE PRESENTED HERE AT A 50% CONSTRUCTION DOCUMENTS LEVEL. WHERE DETAIL IS NOT YET SHOWN, PROVIDE ALL COMPONENTS REQUIRED FOR A FULLY FUNCTIONAL HVAC SYSTEM INCLUDING, BUT NOT LIMITED TO.
- THERMOSTATS FOR ALL ZONES ASSOCIATED WITH HEATING AND COOLING UNITS
 - CO2 SENSORS IN ALL DENSELY OCCUPIABLE AREAS
 - FACTORY PACKAGED CONTROLS FOR ALL COMPLEX EQUIPMENT.
 - FULL STORM KING FACILITY CENTRAL BUILDING MANAGEMENT SYSTEM, CONNECTING ALL CURRENT AND FUTURE BUILDINGS, AS DESCRIBED ON THE MECHANICAL COVER SHEET
 - BALANCING DAMPERS AT ALL AIR TERMINALS
 - ACOUSTIC DUCT LINING 10FT UPSTREAM AND DOWNSTREAM OF ALL FANS
 - DUCT SILENCERS AT ALL DUCT CONNECTIONS TO AIR HANDLING UNITS AND ROOF MOUNTED UNITS
 - FIRE DAMPERS AND FIRE/SMOKE DAMPERS AT ALL DUCT PENETRATIONS THROUGH RATED WALLS.
 - INSULATION ON ALL AIR DUCT, HYDRONIC PIPES AND REFRIGERANT PIPES
 - DOUBLE-WALL CONSTRUCTION ON ALL EXPOSED DUCT VISIBLE FROM OCCUPIED SPACES.
 - SHUTOFF VALVES AT ALL PIPED COMPONENTS
 - SPRING VIBRATION ISOLATION AT ALL EQUIPMENT WITH MOVING PARTS
 - FIRESTOPPING OF ALL DUCT AND PIPE PENETRATIONS THROUGH ALL WALLS
 - HEAT TRACING FOR ALL HYDRONIC PIPING OUTSIDE OF THE BUILDING ENVELOPE
 - CONDENSATE DRAIN PIPING FROM ALL COOLING COILS TO DRAIN (INCLUDE CONDENSATE PUMPS WHERE NECESSARY FOR GRAVITY DRAIN)
 - AUXILIARY DRIP PANS AND LEAK DETECTION UNDERNEATH ANY HYDRONIC EQUIPMENT (INCLUDING ASSOCIATED VALVING/TRIM)
 - AIRFLOW MONITORING STATIONS ON AHUS
 - VFDS FOR ANY FAN OR PUMP MOTOR WHICH IS NOT AN ECM
 - ACOUSTICALLY LINED RETURN AIR TRANSFER DUCTWORK ABOVE CEILINGS WHERE WALLS EXTEND TO UNDERSIDE OF STRUCTURE ABOVE.
 - ALL COMPONENTS REQUIRED FOR A FULLY FUNCTIONAL VRF SYSTEM INCLUDING VALVING AND CONTROL WIRING

Owner
Storm King Art Center
1 Museum Road
New Windsor, NY 12553
+1 (845) 534-3115

Design Architect
heneghan peng architects
14-16 Lord Edward Street
Dublin, D02 YC63
+353 1 633 9000

Executive Architect
WXY Architecture + Urban Design
224 Centre Street, 5th Floor
New York, NY 10013
+1 (212) 219-1953

Landscape Architect
Gustafson Porter + Bowman
1 Cobham Mews
London, MW1 9SB
+44 020 7284 8950

Reed Hilderbrand LLC
33 Whitney Avenue, 3rd Floor
New Haven, CT 06510
+1 (617) 923-2422

Structural & Lighting
ARUP
77 Water Street
New York, NY 10005
+1 (212) 896-3000

MEPF & IT
BuroHappold
100 Broadway #23
New York, NY 10005
+1 (212) 616-0228

Civil
VHB
100 Great Oaks Blvd., Suite 118
Albany, NY 12203
+1 (518) 389-3606

AV & Acoustics
LSTN Consultants
76 Beaver Street, 2nd Floor
New York, NY 10005
+1 (347) 788-0810

Facade
Front Inc.
100 E. Broadway Street, #501
New York, NY 10002
+1 (212) 242-2220

Key Plan

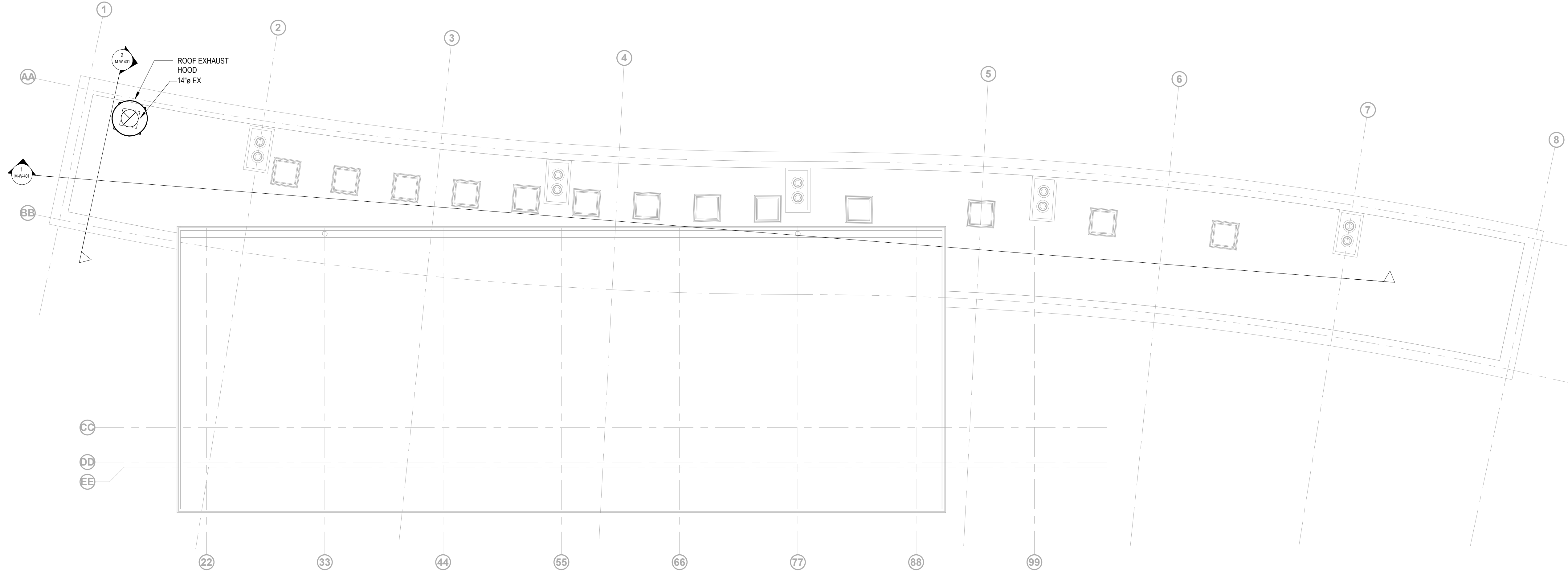
	
Description	Date
50% Design Development	02/24/20
100% Design Development	05/29/20
50% Construction Documents	11/06/20

Project
Storm King
Art Center
Welcome
Pavilions

Seal

NOT FOR CONSTRUCTION
Drawing Title
Restroom - Duct Plan
- Roof Level

Date	11/06/20
Scale	1/4" = 1'-0"
Drawing Number	M-W-102
Sheet Size	ARCH D



GENERAL NOTES

DRAWINGS ARE PRESENTED HERE AT A 50% CONSTRUCTION DOCUMENTS LEVEL. WHERE DETAIL IS NOT YET SHOWN, PROVIDE ALL COMPONENTS REQUIRED FOR A FULLY FUNCTIONAL HVAC SYSTEM INCLUDING, BUT NOT LIMITED TO:

- THERMOSTATS FOR ALL ZONES ASSOCIATED WITH HEATING AND COOLING UNITS
- CO2 SENSORS IN ALL DENSELY OCCUPIABLE AREAS
- FACTORY PACKAGED CONTROLS FOR ALL COMPLEX EQUIPMENT
- FULL STORM KING FACILITY CENTRAL BUILDING MANAGEMENT SYSTEM, CONNECTING ALL CURRENT AND FUTURE BUILDINGS, AS DESCRIBED ON THE MECHANICAL COVER SHEET
- BALANCING DAMPERS AT ALL AIR TERMINALS
- ACOUSTIC DUCT LINING 10FT UPSTREAM AND DOWNSTREAM OF ALL DUCTS
- DUCT SILENCERS AT ALL DUCT CONNECTIONS TO AIR HANDLING UNITS AND ROOF MOUNTED UNITS
- FIRE DAMPERS AND FIRE/SMOKE DAMPERS AT ALL AIR PENETRATIONS THROUGH RAISED WALLS
- INSULATION ON ALL AIR DUCT, HYDRONIC PIPES AND REFRIGERANT PIPES
- DOUBLE-WALL CONSTRUCTION ON ALL EXPOSED DUCT VISIBLE FROM OCCUPIED SPACES
- SHUTOFF VALVES AT ALL PIPED COMPONENTS
- SPRING SEPARATION ISOLATION AT ALL EQUIPMENT WITH MOVING PARTS
- FIRESTOPPING OF ALL DUCT AND PIPE PENETRATIONS THROUGH ALL WALLS
- HEAT TRACING FOR ALL HYDRONIC PIPING OUTSIDE OF THE BUILDING FOOTPRINT
- CONDENSATE DRAIN PIPING FROM PIPE
- CONDENSATE COILS TO DRAIN (INCLUDE CONDENSATE PUMPS WHERE NECESSARY FOR GRAVITY DRAIN)
- AIR LEAK STRIP PANS AND LEAK DETECTION UNDERNEATH ANY HYDRONIC EQUIPMENT (INCLUDING ASSOCIATED VALVING/TRIM)
- AIRFLOW MONITORING STATIONS ON AHUS
- VFDs FOR ANY FAN OR PUMP MOTOR WHICH IS NOT VFCM
- ACOUSTICALLY LINED RETURN AIR TRANSFER DUCTWORK ABOVE CEILINGS WHERE WALLS EXTEND TO UNDERSIDE OF STRUCTURE ABOVE
- ALL COMPONENTS REQUIRED FOR A FULLY FUNCTIONAL VRF SYSTEM INCLUDING VALVING AND CONTROL WIRING

Owner
Storm King Art Center
1 Museum Road
New Windsor, NY 12553
+1 (845) 534-3115

Design Architect
heneghan peng architects
14-16 Lord Edward Street
Dublin, D02 YC63
+353 1 633 9000

Executive Architect
WXY Architecture + Urban Design
224 Centre Street, 5th Floor
New York, NY 10013
+1 (212) 219-1953

Landscape Architect
Gustafson Porter + Bowman
1 Cobham Mews
London, MW1 9SB
+44 020 7284 8950

Reed Hilderbrand LLC
33 Whitney Avenue, 3rd Floor
New Haven, CT 06510
+1 (617) 923-2422

Structural & Lighting
ARUP
77 Water Street
New York, NY 10005
+1 (212) 896-3000

MEPF & IT
BuroHappold
100 Broadway #23
New York, NY 10005
+1 (212) 616-0228

Civil
VHB
100 Great Oaks Blvd., Suite 118
Albany, NY 12203
+1 (518) 389-3606

AV & Acoustics
LSTN Consultants
76 Beaver Street, 2nd Floor
New York, NY 10005
+1 (347) 788-0810

Facade
Front Inc.
100 E. Broadway Street, #501
New York, NY 10002
+1 (212) 242-2220

Key Plan



Description	Date
100% Design Development	05/29/20
50% Construction Documents	11/06/20

Project

Storm King
Art Center
**Welcome
Pavilions**

Seal

NOT FOR CONSTRUCTION

Drawing Title

Ticketing - Duct Plan
- Ground Level

Date	11/06/20
Scale	1/4" = 1'-0"
Drawing Number	M-W-111
Sheet Size	ARCH D

Owner

Storm King Art Center
1 Museum Road
New Windsor, NY 12553
+1 (845) 534-3115

Design Architect

heneghan peng architects
14-16 Lord Edward Street
Dublin, D02 YC63
+353 1 633 9000

Executive Architect

WXY Architecture + Urban Design
224 Centre Street, 5th Floor
New York, NY 10013
+1 (212) 219-1953

Landscape Architect

Gustafson Porter + Bowman
1 Cobham Mews
London, MW1 9SB
+44 020 7284 8950

Reed Hilderbrand LLC
33 Whitney Avenue, 3rd Floor
New Haven, CT 06510
+1 (617) 923-2422

Structural & Lighting

ARUP
77 Water Street
New York, NY 10005
+1 (212) 896-3000

MEPF & IT

BuroHappold
100 Broadway #23
New York, NY 10005
+1 (212) 616-0228

Civil

VHB
100 Great Oaks Blvd., Suite 118
Albany, NY 12203
+1 (518) 389-3606

AV & Acoustics

LSTN Consultants
76 Beaver Street, 2nd Floor
New York, NY 10005
+1 (347) 788-0810

Facade

Front Inc.
100 E. Broadway Street, #501
New York, NY 10002
+1 (212) 242-2220

Key Plan



Project

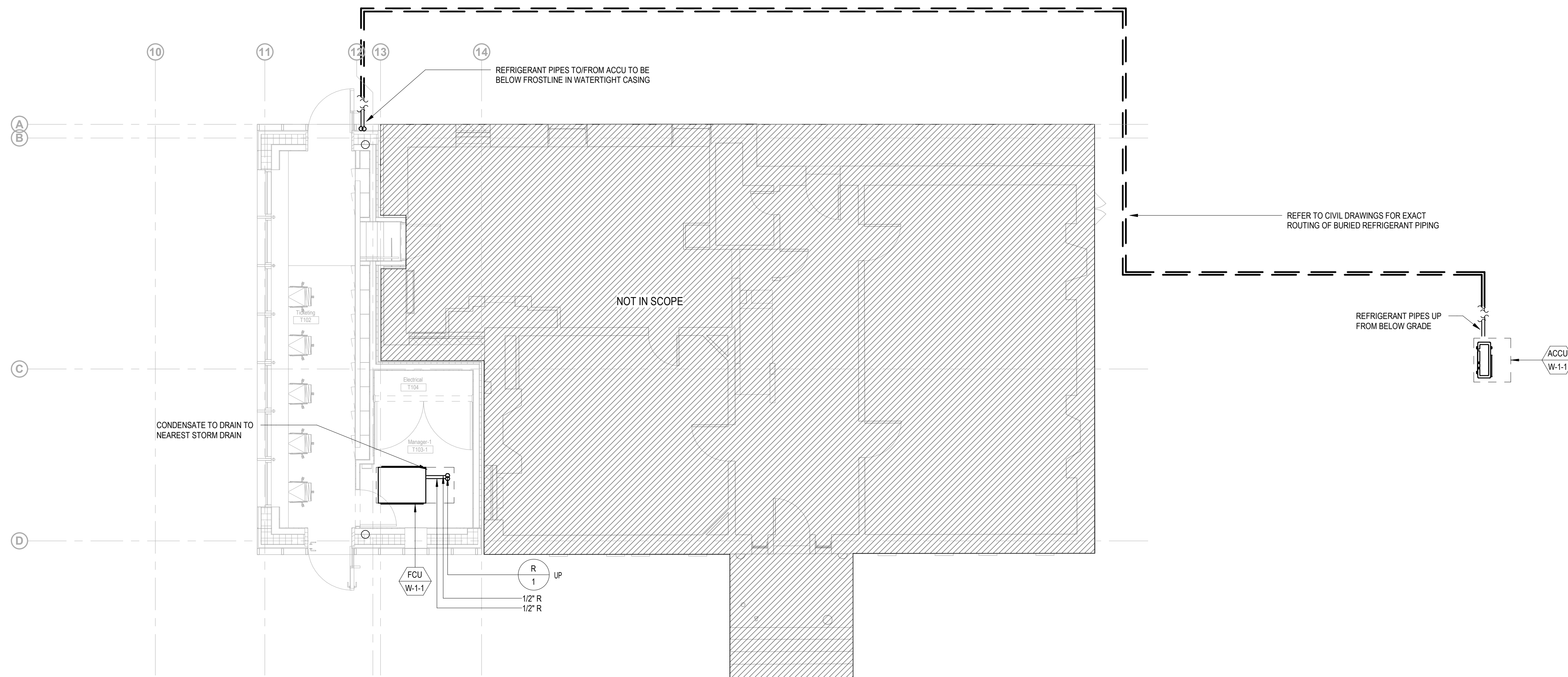
Storm King
Art Center
**Welcome
Pavilions**

Seal

Drawing Title

Ticketing - Pipe Plan - Ground Level

Date	11/06/20
Scale	3/16" = 1'-0"
Drawing Number	M-W-211
Sheet Size	ARCH D



GENERAL NOTES

- DRAWINGS ARE PRESENTED HERE AT A 50% CONSTRUCTION DOCUMENTS LEVEL. WHERE DETAIL IS NOT YET SHOWN, PROVIDE ALL COMPONENTS REQUIRED FOR A FULLY FUNCTIONAL HVAC SYSTEM INCLUDING, BUT NOT LIMITED TO.
- THERMOSTATS FOR ALL ZONES ASSOCIATED WITH HEATING AND COOLING UNITS
 - CO2 SENSORS IN ALL DENSELY OCCUPIABLE AREAS
 - FACTORY PACKAGED CONTROLS FOR ALL COMPLEX EQUIPMENT.
 - FULL STORM KING FACILITY CENTRAL BUILDING MANAGEMENT SYSTEM, CONNECTING ALL CURRENT AND FUTURE BUILDINGS, AS DESCRIBED ON THE MECHANICAL COVER SHEET
 - BALANCING DAMPERS AT ALL AIR TERMINALS
 - ACOUSTIC DUCT LINING 10FT UPSTREAM AND DOWNSTREAM OF ALL FANS
 - DUCT SILENCERS AT ALL DUCT CONNECTIONS TO AIR HANDLING UNITS AND ROOF MOUNTED UNITS
 - FIRE DAMPERS AND FIRE/SMOKE DAMPERS AT ALL DUCT PENETRATIONS THROUGH RATED WALLS.
 - INSULATION ON ALL AIR DUCT, HYDRONIC PIPES AND REFRIGERANT PIPES
 - DOUBLE-WALL CONSTRUCTION ON ALL EXPOSED DUCT VISIBLE FROM OCCUPIED SPACES.
 - SHUTOFF VALVES AT ALL PIPED COMPONENTS
 - SPRING VIBRATION ISOLATION AT ALL EQUIPMENT WITH MOVING PARTS
 - FIRESTOPPING OF ALL DUCT AND PIPE PENETRATIONS THROUGH ALL WALLS
 - HEAT TRACING FOR ALL HYDRONIC PIPING OUTSIDE OF THE BUILDING ENVELOPE
 - CONDENSATE DRAIN PIPING FROM ALL COOLING COILS TO DRAIN (INCLUDE CONDENSATE PUMPS WHERE NECESSARY FOR GRAVITY DRAIN)
 - AUXILIARY DRIP PANS AND LEAK DETECTION UNDERNEATH ANY HYDRONIC EQUIPMENT (INCLUDING ASSOCIATED VALVING/TRIM)
 - AIRFLOW MONITORING STATIONS ON AHUS
 - VFDS FOR ANY FAN OR PUMP MOTOR WHICH IS NOT AN ECM
 - ACOUSTICALLY LINED RETURN AIR TRANSFER DUCTWORK ABOVE CEILINGS WHERE WALLS EXTEND TO UNDERSIDE OF STRUCTURE ABOVE.
 - ALL COMPONENTS REQUIRED FOR A FULLY FUNCTIONAL VRF SYSTEM INCLUDING VALVING AND CONTROL WIRING

Owner
Storm King Art Center
1 Museum Road
New Windsor, NY 12553
+1 (845) 534-3115

Design Architect
heneghan peng architects
14-16 Lord Edward Street
Dublin, D02 YC63
+353 1 633 9000

Executive Architect
WXY Architecture + Urban Design
224 Centre Street, 5th Floor
New York, NY 10013
+1 (212) 219-1953

Landscape Architect
Gustafson Porter + Bowman
1 Cobham Mews
London, MW1 9SB
+44 020 7284 8950

Reed Hilderbrand LLC
33 Whitney Avenue, 3rd Floor
New Haven, CT 06510
+1 (617) 923-2422

Structural & Lighting
ARUP
77 Water Street
New York, NY 10005
+1 (212) 896-3000

MEPF & IT
BuroHappold
100 Broadway #23
New York, NY 10005
+1 (212) 616-0228

Civil
VHB
100 Great Oaks Blvd., Suite 118
Albany, NY 12203
+1 (518) 389-3606

AV & Acoustics
LSTN Consultants
76 Beaver Street, 2nd Floor
New York, NY 10005
+1 (347) 788-0810

Facade
Front Inc.
100 E. Broadway Street, #501
New York, NY 10002
+1 (212) 242-2220

Key Plan



Description	Date
100% Design Development	05/29/20
50% Construction Documents	11/06/20

Project

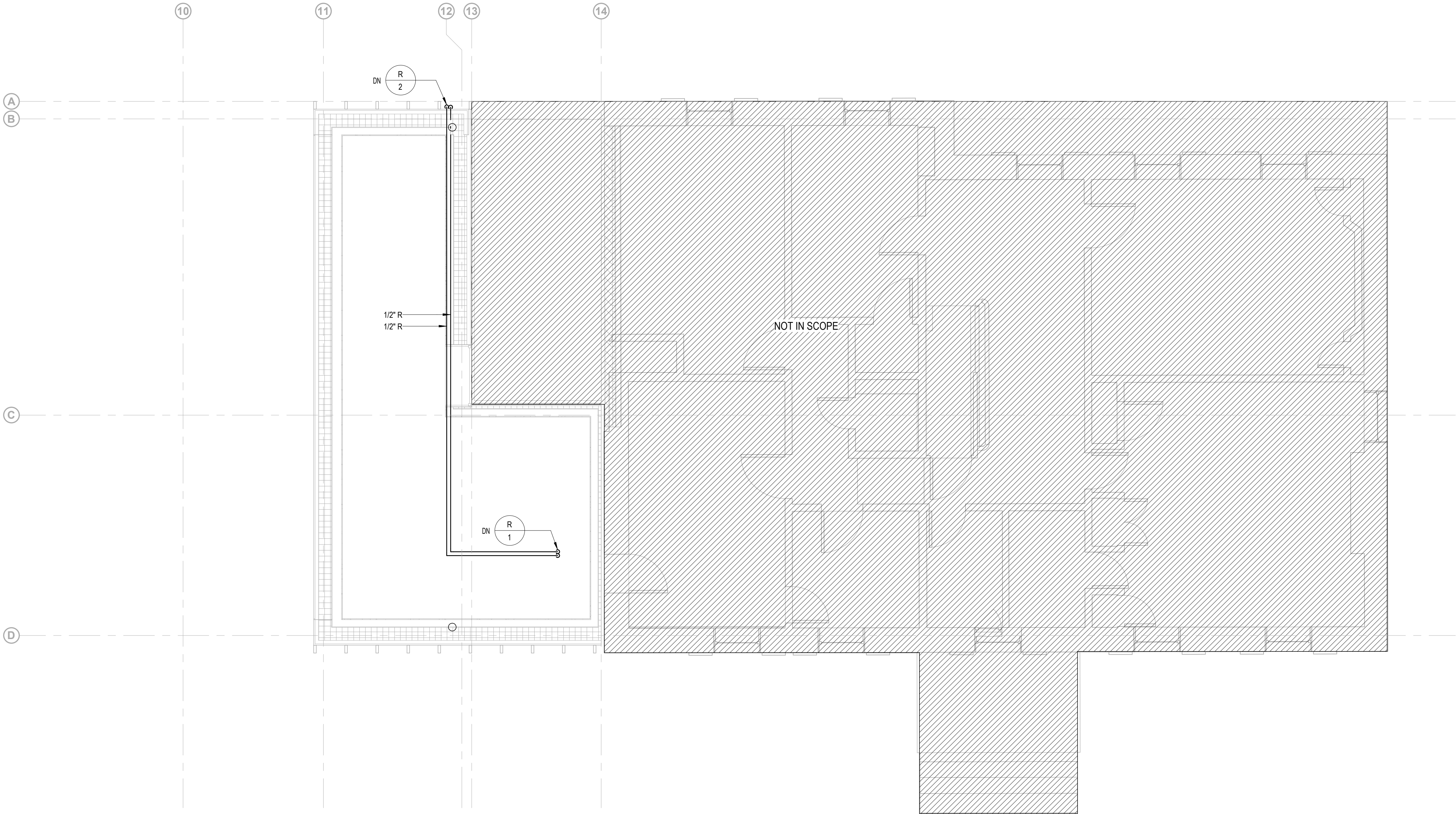
Storm King
Art Center
Welcome
Pavilions

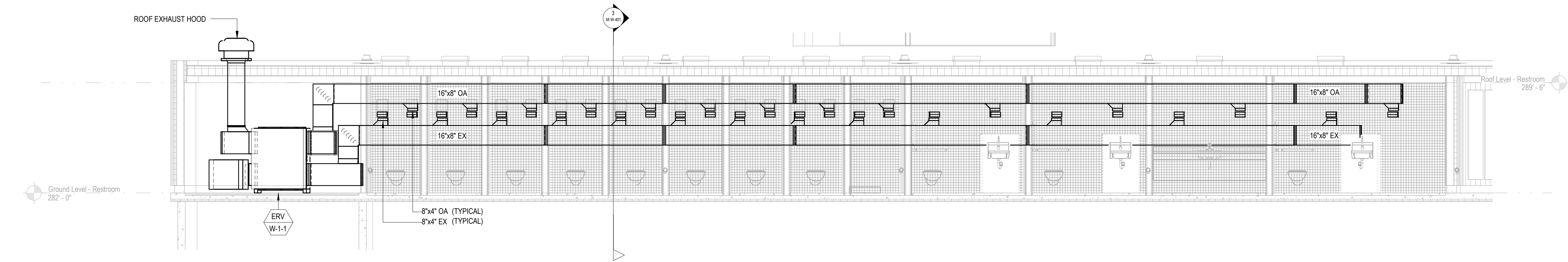
Seal

NOT FOR CONSTRUCTION

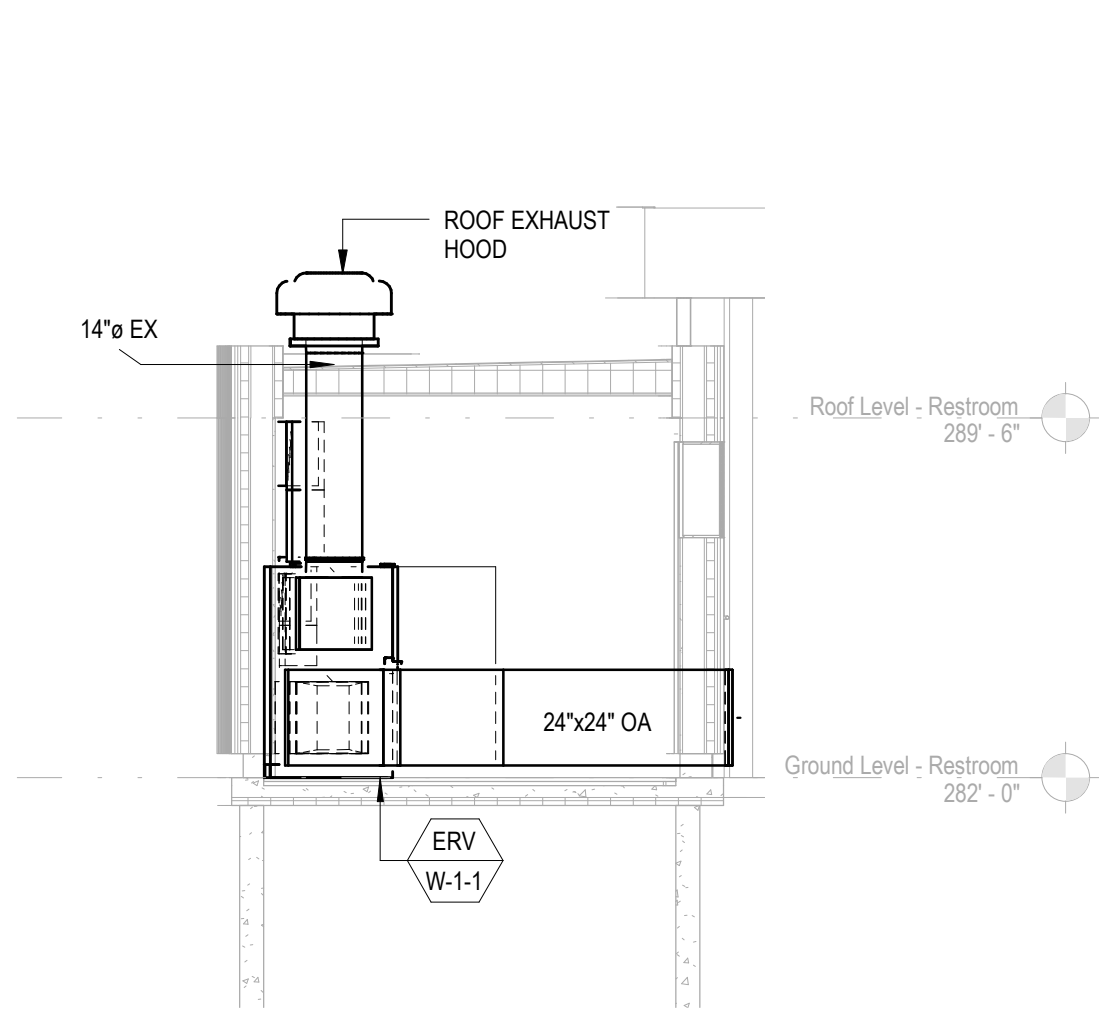
Drawing Title
Ticketing- Pipe Plan -
Roof Level

Date	11/06/20
Scale	1/4" = 1'-0"
Drawing Number	M-W-212
Sheet Size	ARCH D

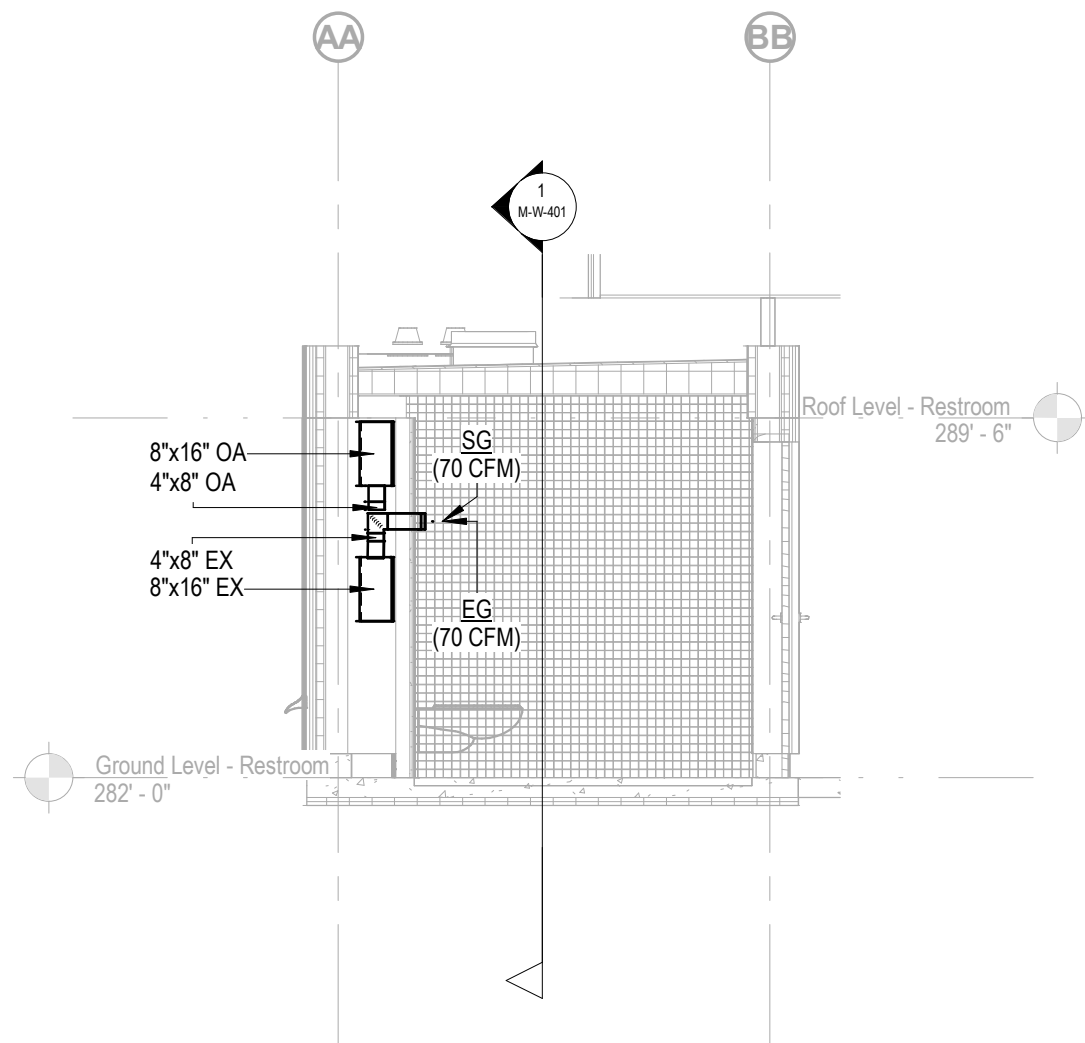




1 RESTROOM SECTION - MECHANICAL
SCALE 1/4" = 1'-0"



2 MECHANICAL ROOM - RESTROOMS
SCALE 1/4" = 1'-0"



3 RESTROOM SECTION - MECHANICAL1
SCALE 1/4" = 1'-0"

Owner
Storm King Art Center
1 Museum Road
New Windsor, NY 12553
+1 (845) 534-3115

Design Architect
heneghan peng architects
14-16 Lord Edward Street
Dublin, D02 YC63
+353 1 633 9000

Executive Architect
WXY Architecture + Urban Design
224 Centre Street, 5th Floor
New York, NY 10013
+1 (212) 219-1953

Landscape Architect
Gustafson Porter + Bowman
1 Cobham Mews
London, MW1 9SB
+44 020 7284 8950

Reed Hilderbrand LLC
33 Whitney Avenue, 3rd Floor
New Haven, CT 06510
+1 (617) 923-2422

Structural & Lighting
ARUP
77 Water Street
New York, NY 10005
+1 (212) 896-3000

MEPF & IT
BuroHappold
100 Broadway #23
New York, NY 10005
+1 (212) 616-0228

Civil
VHB
100 Great Oaks Blvd., Suite 118
Albany, NY 12203
+1 (518) 389-3606

AV & Acoustics
LSTN Consultants
76 Beaver Street, 2nd Floor
New York, NY 10005
+1 (347) 788-0810

Facade
Front Inc.
100 E. Broadway Street, #501
New York, NY 10002
+1 (212) 242-2220

Key Plan

Description	Date
100% Design Development	05/29/20
50% Construction Documents	11/06/20

Project

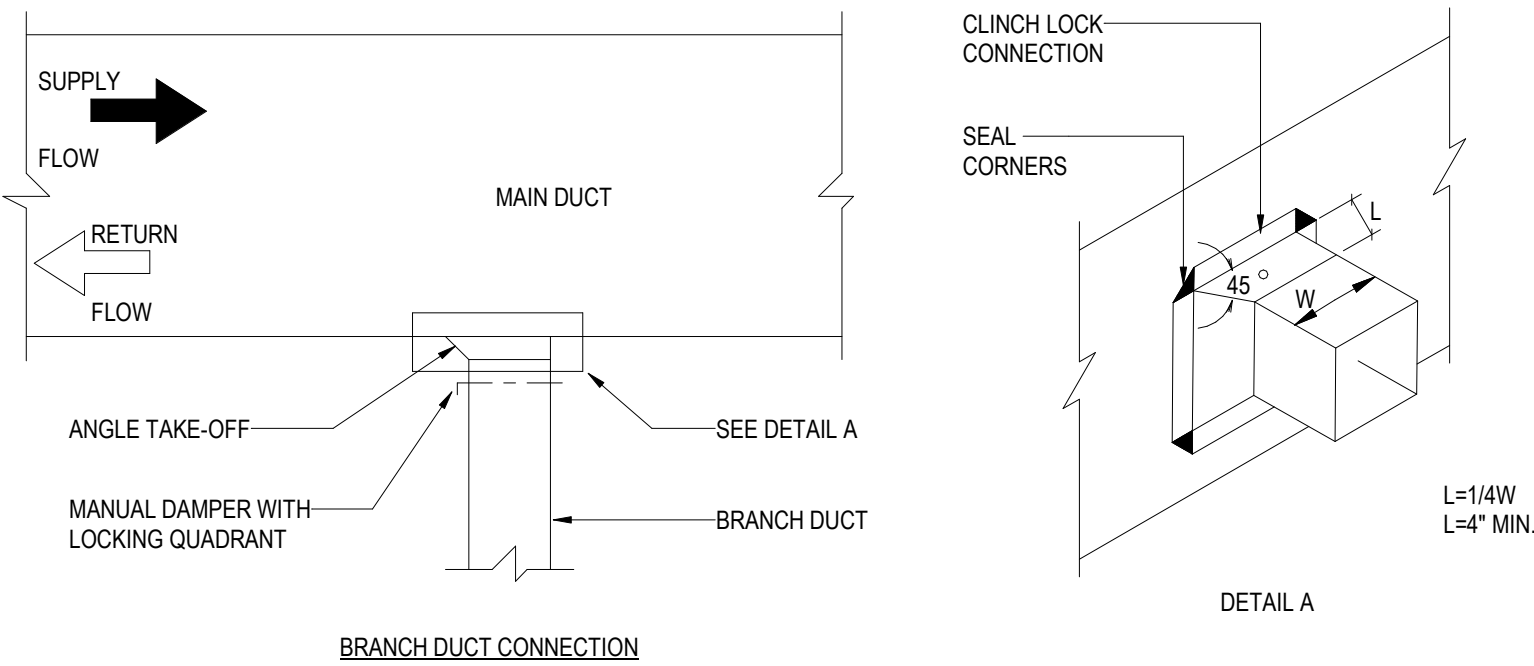
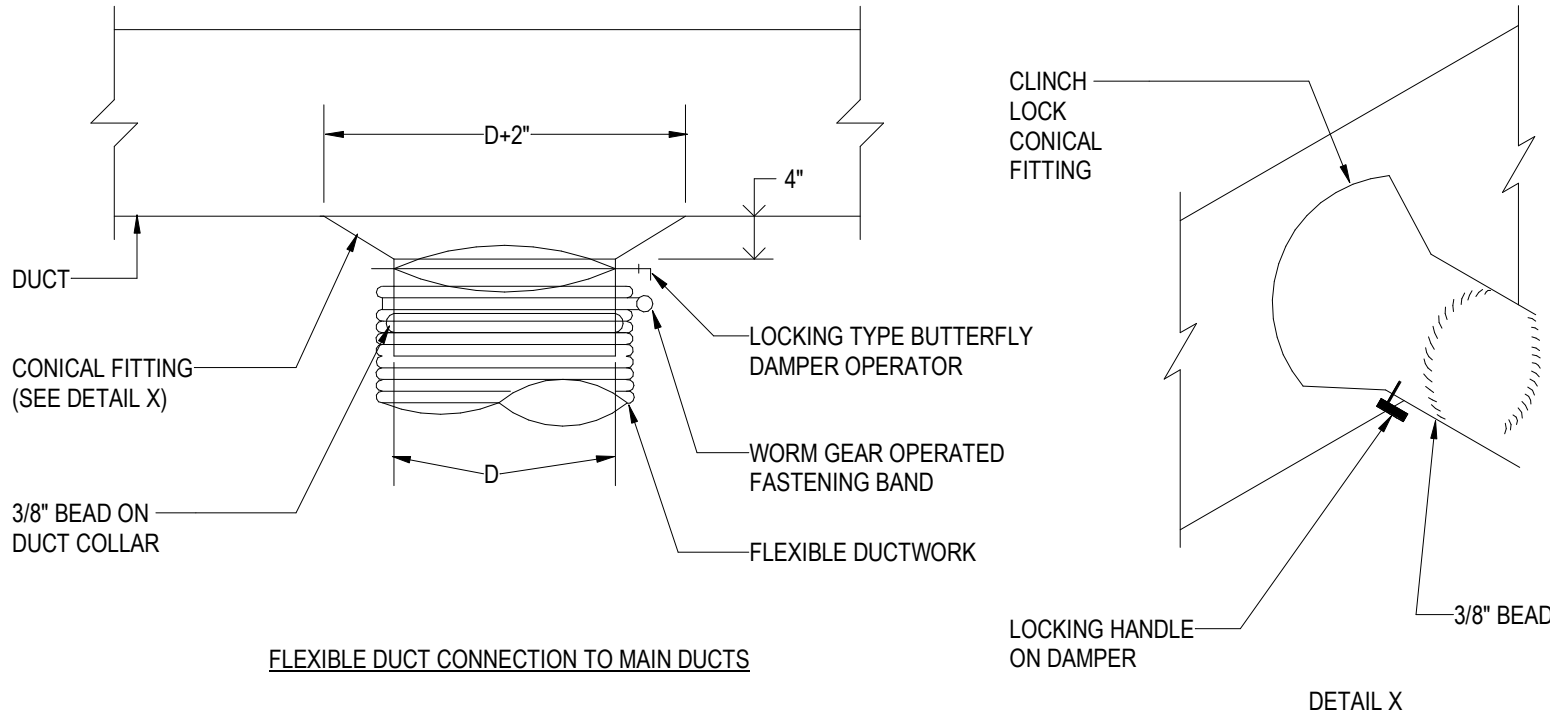
Storm King
Art Center
Welcome
Pavilions

Seal

NOT FOR CONSTRUCTION

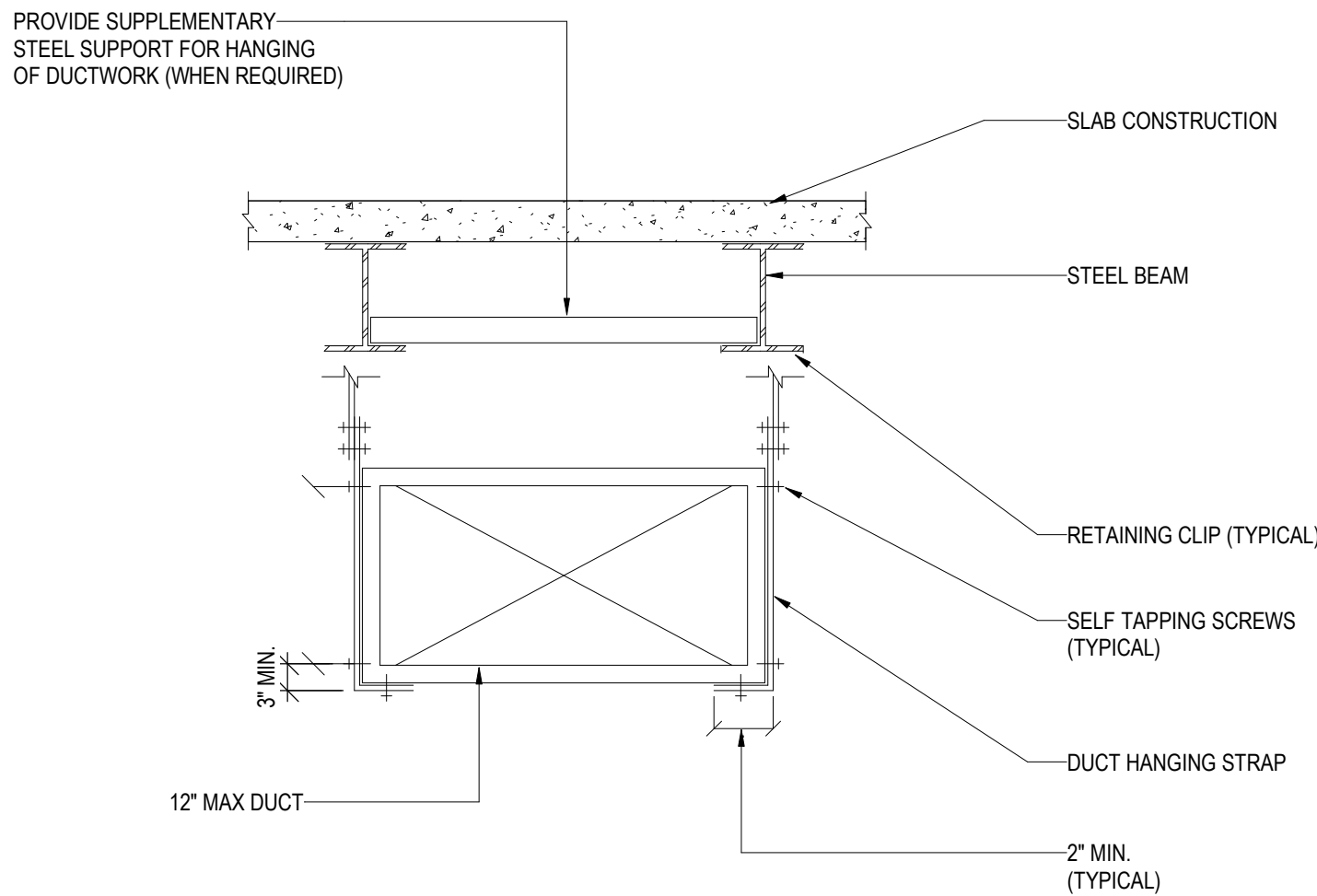
Drawing Title
Mechanical Sections

Date	11/06/20
Scale	1/4" = 1'-0"
Drawing Number	M-W-401
Sheet Size	ARCH D



1 LOW PRESSURE BRANCH DUCT CONNECTIONS

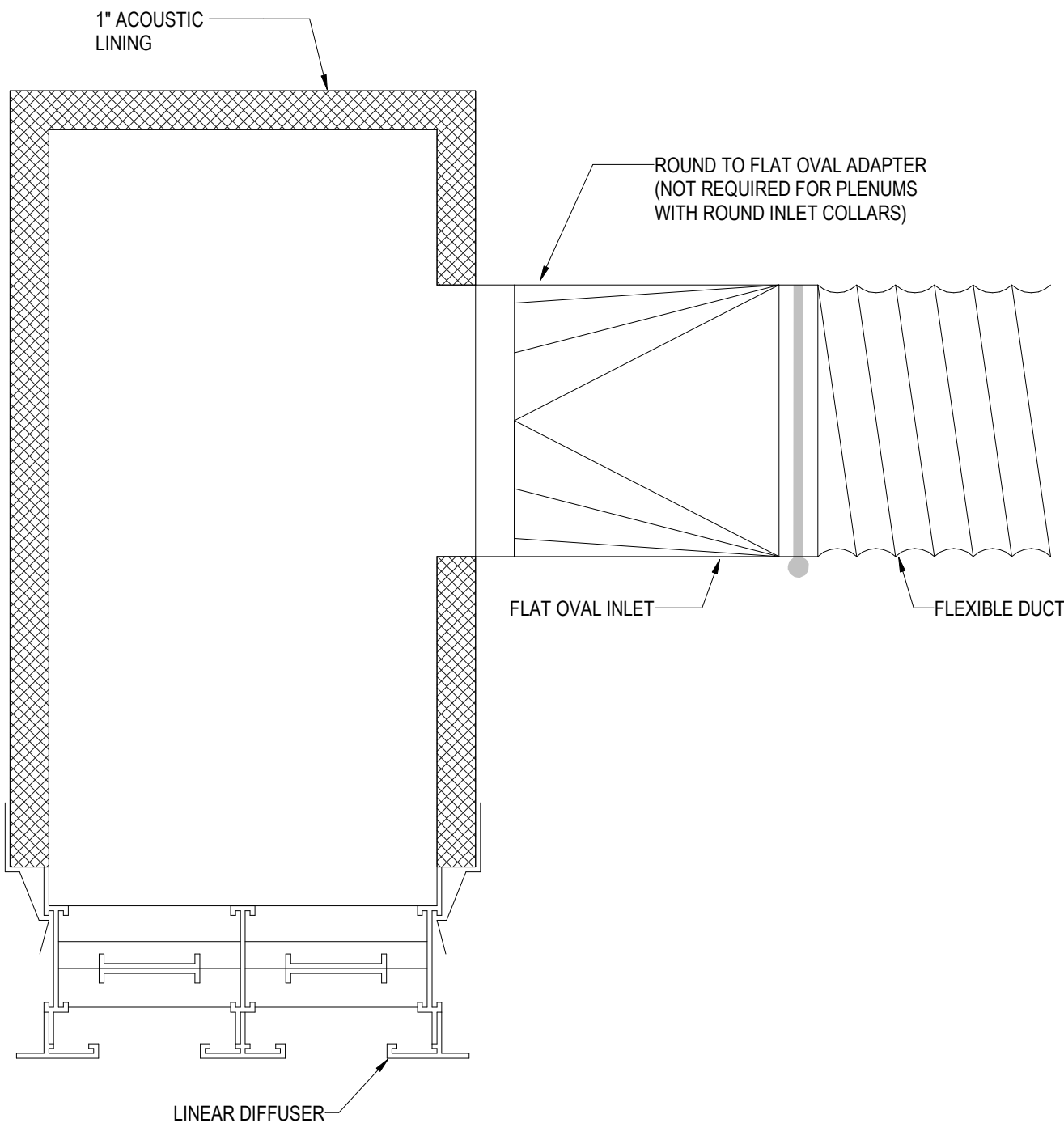
NOT TO SCALE



NOTES:
1. DUCT SHALL BE SUSPENDED WITH GALVANIZED BAND IRON STRAPS SECURELY FASTENED TO THE BOTTOM AND SIDE OF THE DUCT. STRAPS TO BE SIZED IN ACCORDANCE WITH SMACNA TABLE 4-1 OR ACCORDING TO LOCAL CODES, WHICHEVER IS MORE STRINGENT.
2. DUCTS WIDER THEN 60 INCHES TO BE SUPPORTED BY THE TRAPEZE ANGLES IN ACCORDANCE WITH SMACNA TABLE 4-3.
3. REFERENCE SHALL ALSO BE MADE TO SPECIFICATION SECTION 230548

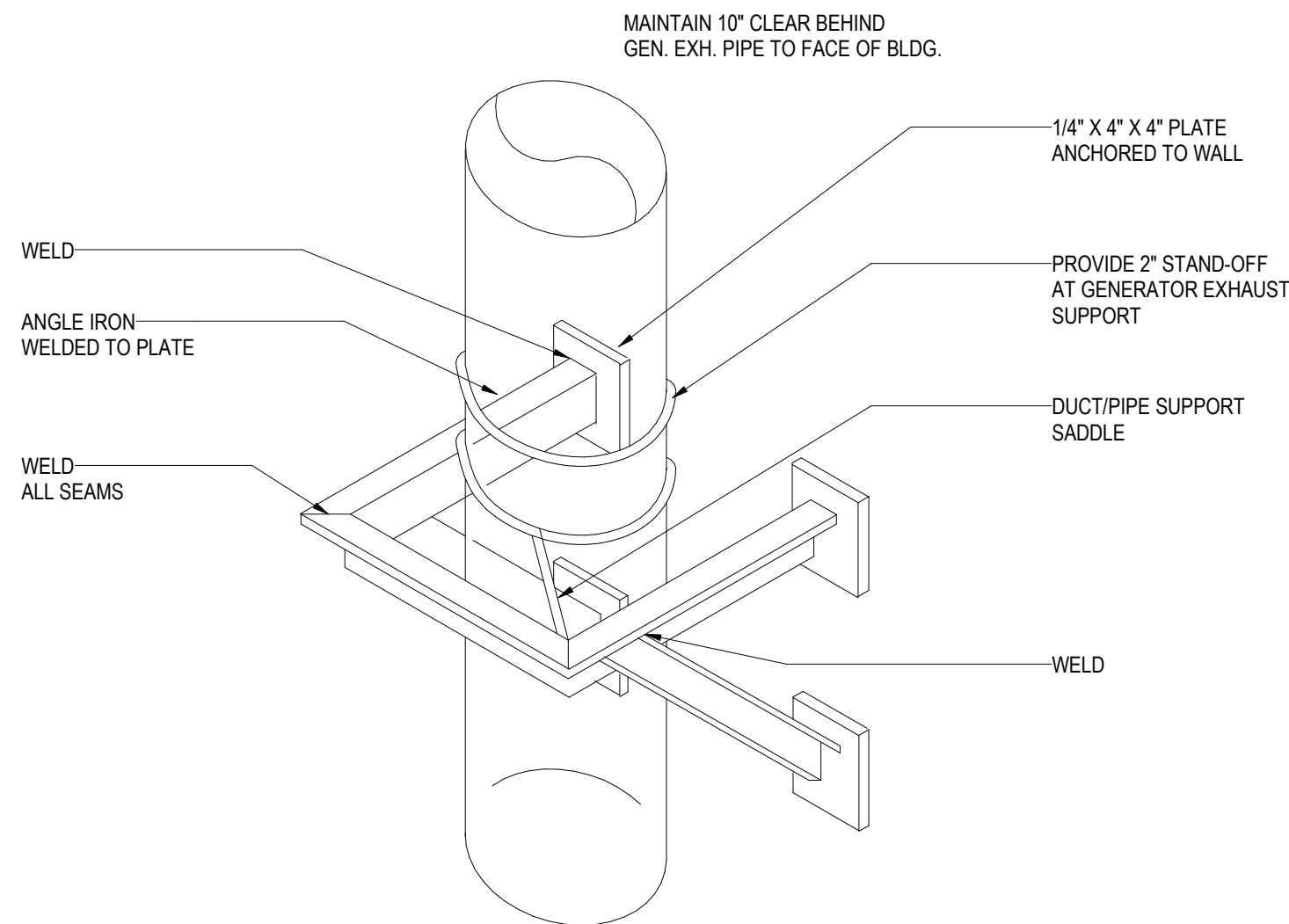
4 DUCT HANGING FROM STRUCTURAL STEEL

NOT TO SCALE



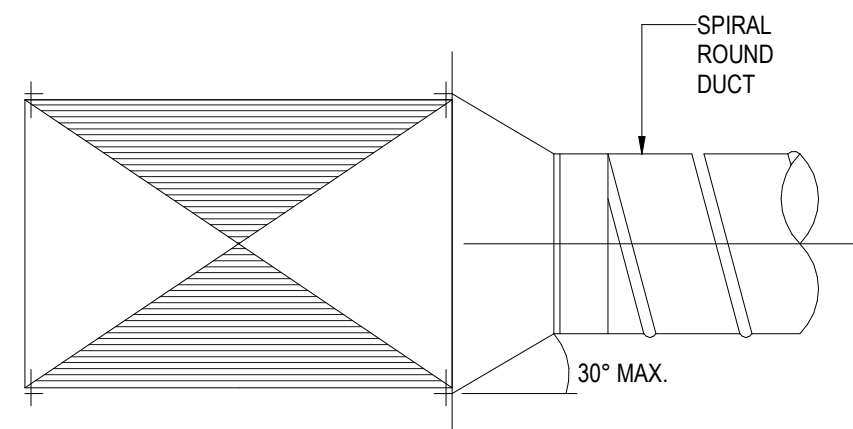
5 LINEAR DIFFUSER PLENUM

NOT TO SCALE

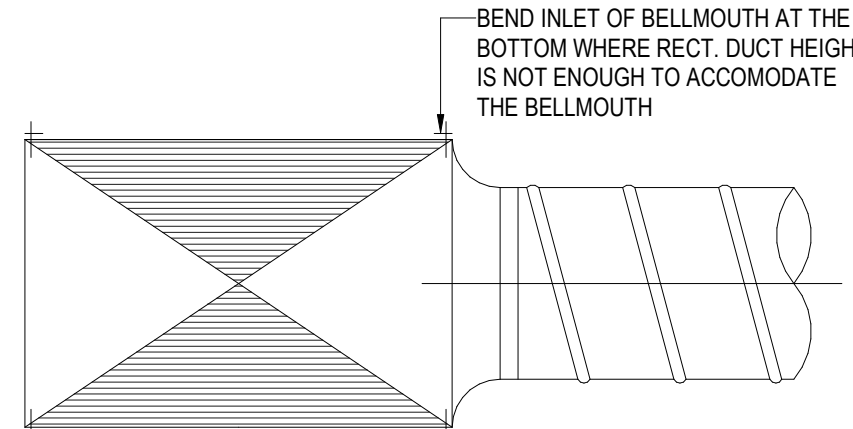


3 SUPPORT SYSTEM FOR VERTICAL DUCTS

NOT TO SCALE



CONICAL



BELLMOUTH

NOTE:
1. SECURE ALL CONNECTIONS TO COMPLY WITH THE REQUIREMENTS OF THE PRESSURE CLASS SPECIFIED.
2. SUPPLY ROUND DUCT TAKE-OFF IS SHOWN. RETURN/EXHAUST SIMILAR.
3. *SPIN-INS* PERMITTED ONLY WIDUCT CONSTRUCTION OF 2" W.C. OR LESS.

6 ROUND TAKE OFF CONNECTION FROM RECTANGULAR

NOT TO SCALE

Owner
Storm King Art Center
1 Museum Road
New Windsor, NY 12553
+1 (845) 534-3115

Design Architect
heneghan peng architects
14-16 Lord Edward Street
Dublin, D02 YC63
+353 1 633 9000

Executive Architect
WXY Architecture + Urban Design
224 Centre Street, 5th Floor
New York, NY 10013
+1 (212) 219-1953

Landscape Architect
Gustafson Porter + Bowman
1 Cobham Mews
London, MW1 9SB
+44 020 7284 8950

Reed Hilderbrand LLC
33 Whitney Avenue, 3rd Floor
New Haven, CT 06510
+1 (617) 923-2422

Structural & Lighting
ARUP
77 Water Street
New York, NY 10005
+1 (212) 896-3000

MEPF & IT
BuroHappold
100 Broadway #23
New York, NY 10005
+1 (212) 616-0228

Civil
VHB
100 Great Oaks Blvd., Suite 118
Albany, NY 12203
+1 (518) 389-3606

AV & Acoustics
LSTN Consultants
76 Beaver Street, 2nd Floor
New York, NY 10005
+1 (347) 788-0810

Facade
Front Inc.
100 E. Broadway Street, #501
New York, NY 10002
+1 (212) 242-2220

Key Plan

Description	Date
50% Design Development	02/24/20
100% Design Development	05/29/20
50% Construction Documents	11/06/20

Project

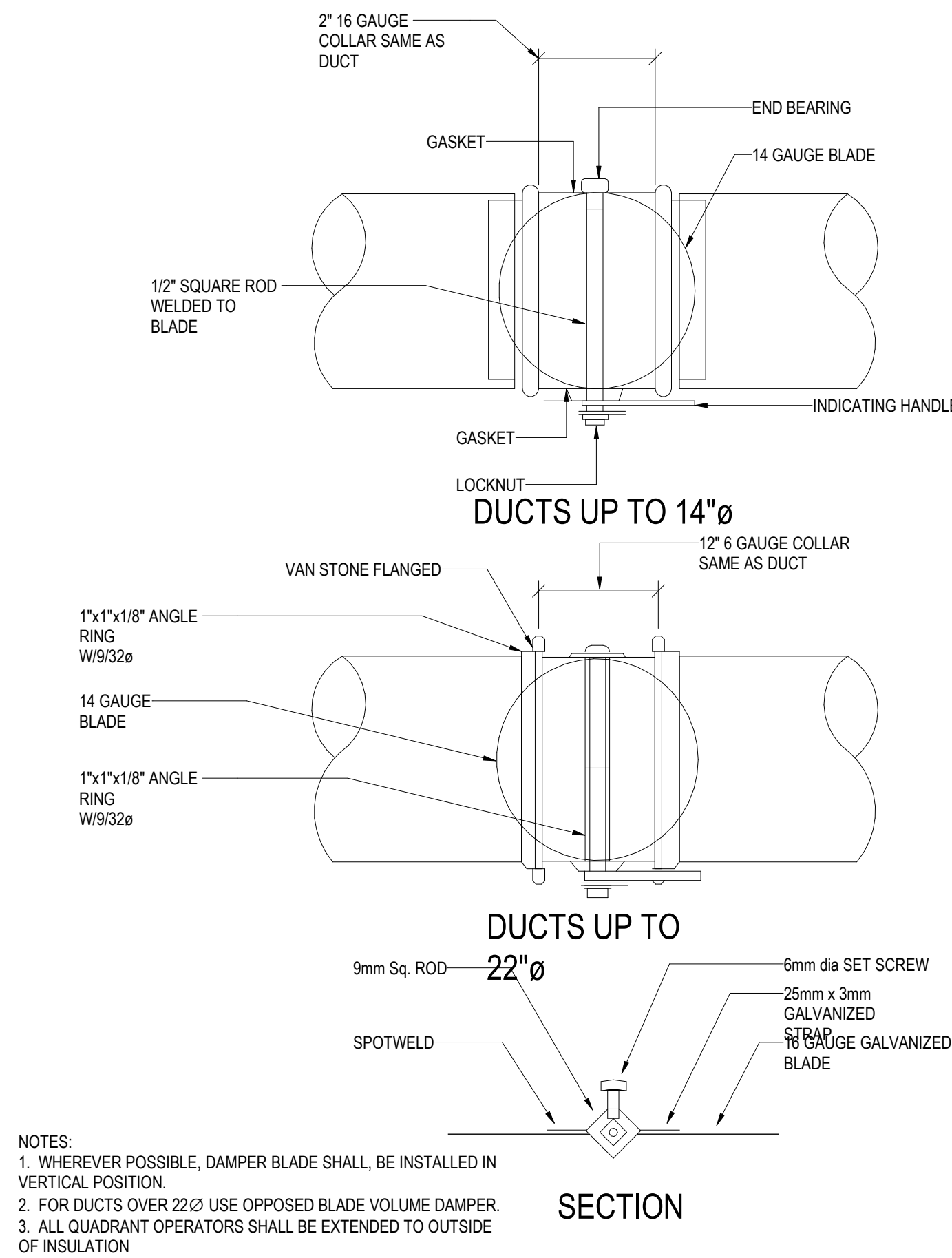
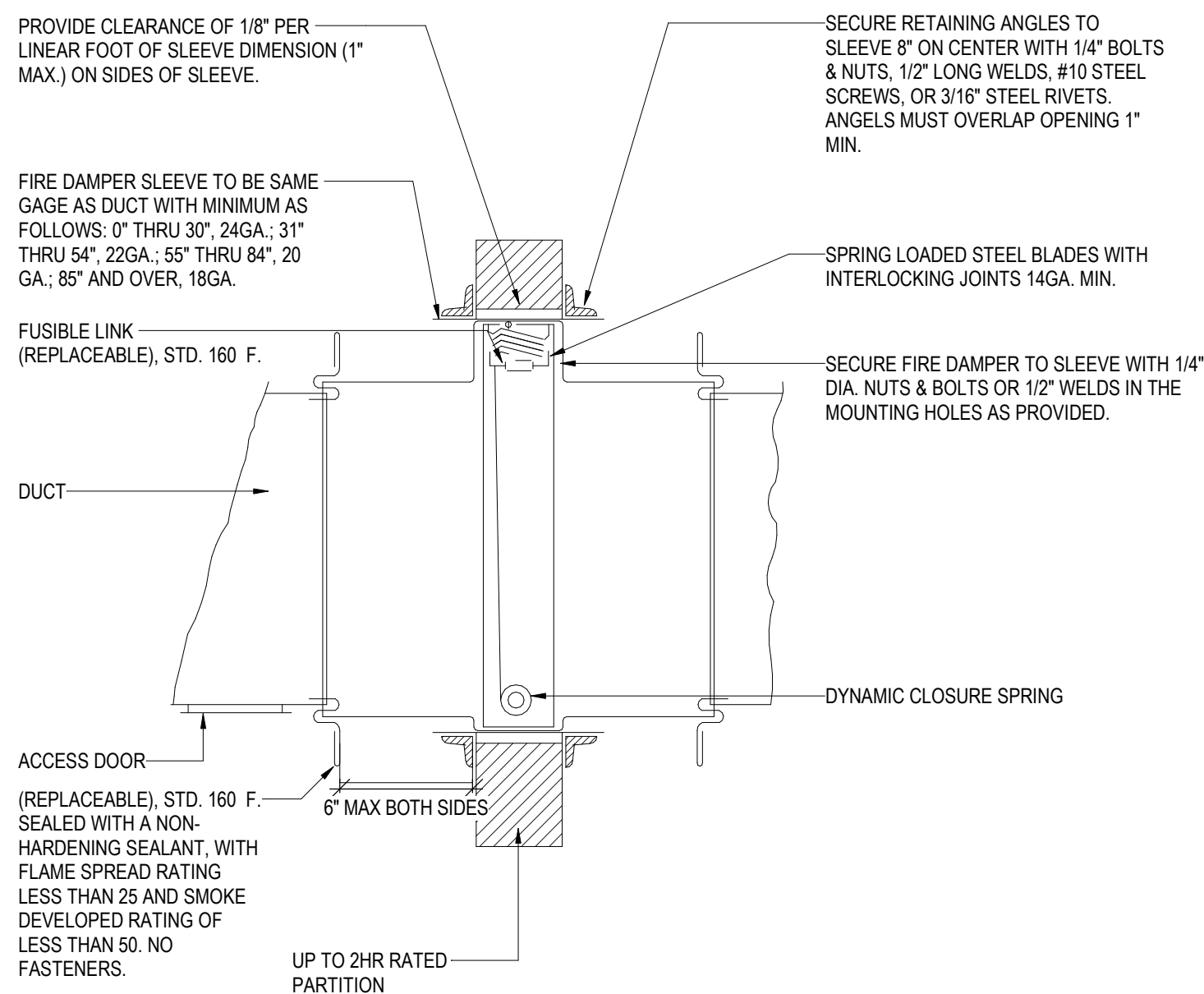
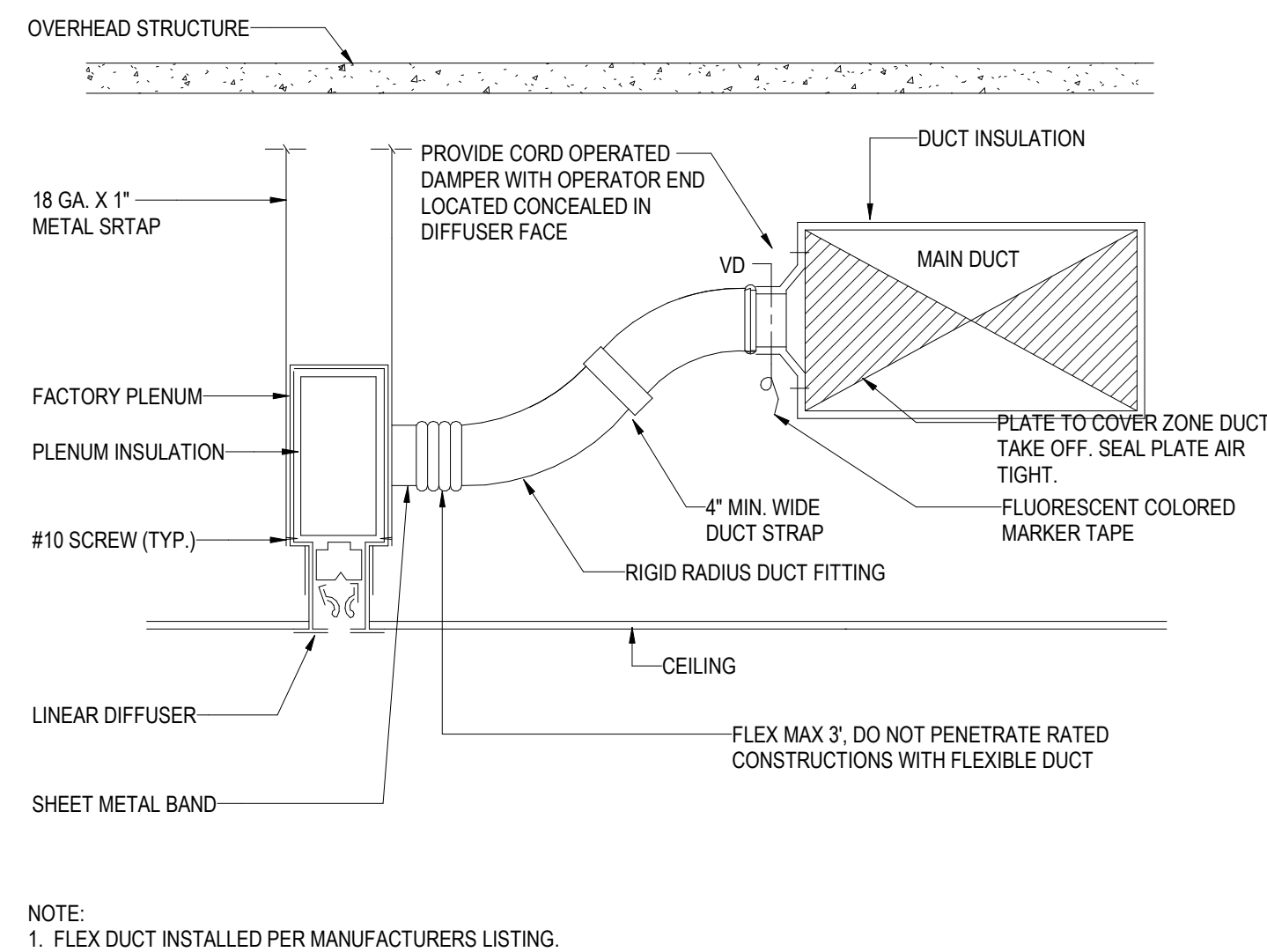
Storm King
Art Center
Welcome
Pavilions

Seal

NOT FOR CONSTRUCTION

Drawing Title
Mechanical Details

Date	11/06/20
Scale	Not to Scale
Drawing Number	M-W-501
Sheet Size	ARCH D



Owner
Storm King Art Center
1 Museum Road
New Windsor, NY 12553
+1 (845) 534-3115

Design Architect
heneghan peng architects
14-16 Lord Edward Street
Dublin, D02 YC63
+353 1 633 9000

Executive Architect
WXY Architecture + Urban Design
224 Centre Street, 5th Floor
New York, NY 10013
+1 (212) 219-1953

Landscape Architect
Gustafson Porter + Bowmar
1 Cobham Mews
London, MW1 9SB
+44 020 7284 8950

Reed Hilderbrand LLC
33 Whitney Avenue, 3rd Floor
New Haven, CT 06510
+1 (617) 923-2422

Structural & Lighting
ARUP
77 Water Street
New York, NY 10005
+1 (212) 896-3000

MEPF & IT
BuroHappold
100 Broadway #23
New York, NY 10005
+1 (212) 616-0228

Civil
VHB
100 Great Oaks Blvd., Suite 118
Albany, NY 12203
+1 (518) 389-3606

AV & Acoustics
LSTN Consultants
76 Beaver Street, 2nd Floor
New York, NY 10005
+1 (347) 788-0810

Facade
Front Inc.
100 E. Broadway Street, #501
New York, NY 10002
+1 (212) 242-2220

Key Plan

1 LINEAR DIFFUSER CONNECTION

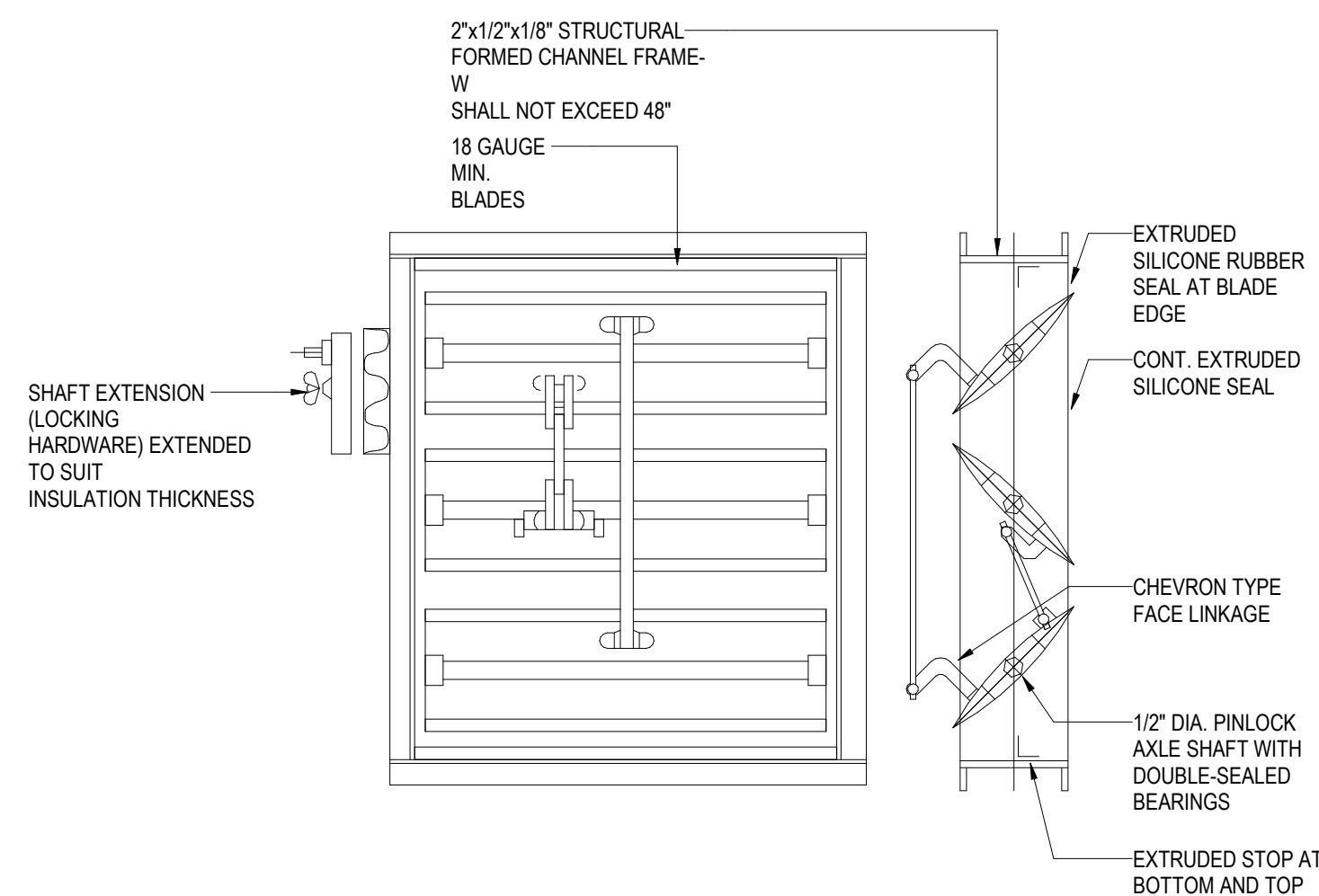
NOT TO SCALE

2 DYNAMIC FIRE DAMPER

NOT TO SCALE

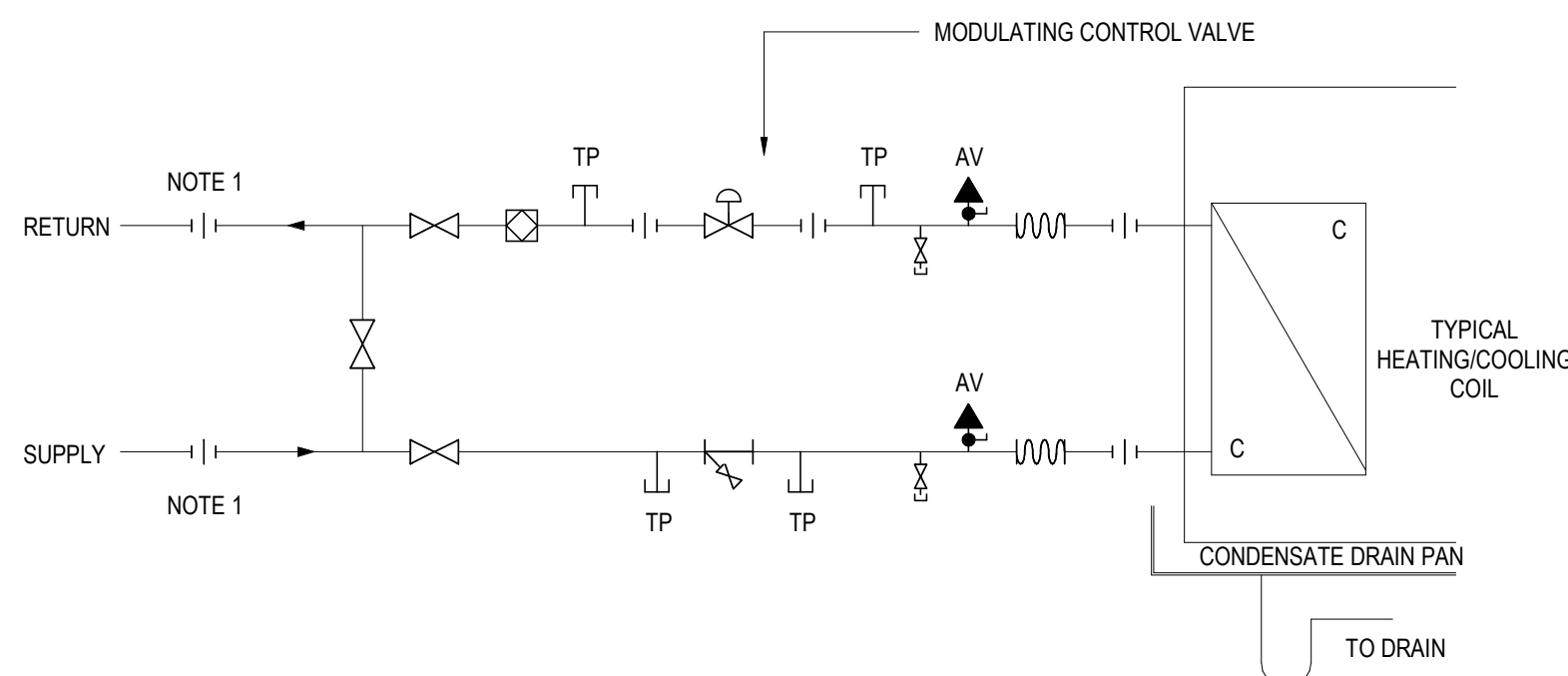
3 ROUND VOLUME DAMPER

NOT TO SCALE



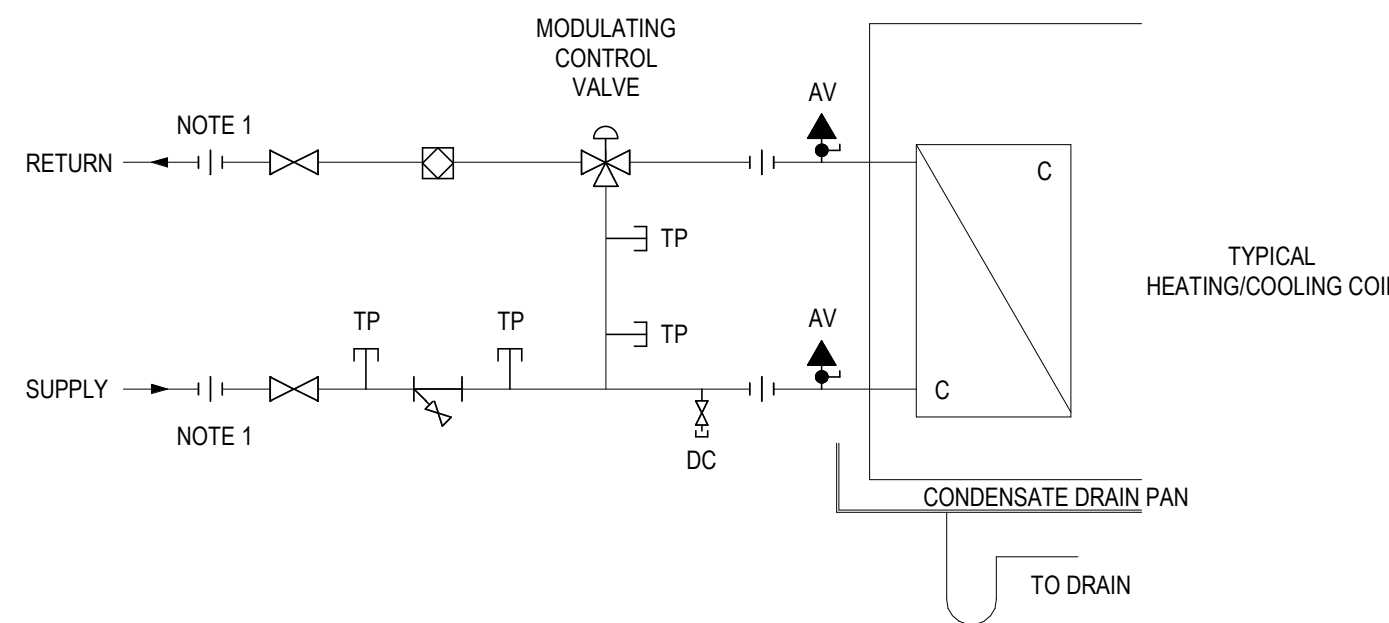
OPPOSED BLADE ACTION DAMPER

NOTES:
1. ALL BRANCH DUCTS SHALL HAVE VOLUME DAMPERS.



NOTE:
1. ELECTROLYTICALLY ISOLATED COUPLING

ADDITIONALLY:
ALL VALVES AND FITTINGS SHALL BE LINE SIZE



NOTE:
1. ELECTROLYTICALLY ISOLATED COUPLING

ADDITIONALLY:
- ALL VALVES AND FITTINGS SHALL BE LINE SIZE

Description	Date
50% Design Development	02/24/20
100% Design Development	05/29/20
50% Construction Documents	11/06/20

Project

Storm King
Art Center
**Welcome
Pavilions**

Seal

NOT FOR CONSTRUCTION

Drawing Title

Mechanical Details

Date	11/06/20
Scale	Not to Scale
Drawing Number	M-W-502
Sheet Size	ARCH D

Owner
Storm King Art Center
1 Museum Road
New Windsor, NY 12553
+1 (845) 534-3115

Design Architect
heneghan peng architects
14-16 Lord Edward Street
Dublin, D02 YC63
+353 1 633 9000

Executive Architect
WXY Architecture + Urban Design
224 Centre Street, 5th Floor
New York, NY 10013
+1 (212) 219-1953

Landscape Architect
Gustafson Porter + Bowman
1 Cobham Mews
London, MW1 9SB
+44 020 7284 8950

Reed Hilderbrand LLC
33 Whitney Avenue, 3rd Floor
New Haven, CT 06510
+1 (617) 923-2422

Structural & Lighting
ARUP
77 Water Street
New York, NY 10005
+1 (212) 896-3000

MEPF & IT
BuroHappold
100 Broadway #23
New York, NY 10005
+1 (212) 616-0228

Civil
VHB
100 Great Oaks Blvd., Suite 118
Albany, NY 12203
+1 (518) 389-3606

AV & Acoustics
LSTN Consultants
76 Beaver Street, 2nd Floor
New York, NY 10005
+1 (347) 788-0810

Facade
Front Inc.
100 E. Broadway Street, #501
New York, NY 10002
+1 (212) 242-2220

Key Plan

Description

Date

50% Design Development

02/24/20

100% Design Development

05/29/20

50% Construction Documents

11/06/20

Project

Storm King Art Center

Welcome Pavilions

Seal	
NOT FOR CONSTRUCTION	
Drawing Title	
Mechanical Details	
Date	
11/06/20	
Scale	
Not to Scale	
Drawing Number	
M-W-503	
Sheet Size	
ARCH D	

AIRFLOW

BRANCH CONNECTION

CIRCULAR AIR MAIN OR RISER

CONICAL TEE

ALTERNATE BRANCH CONNECTION

3

CIRCULAR DUCT CONNECTIONS

NOT TO SCALE

METAL NOSINGS TO BE USED ON ALL LEADING EDGE. NOSINGS TO BE MACHINE FORMED CHANNEL OR ZEE TYPE, FASTENED TO DUCT BY SCREWS, RIVETS, OR WELDS.

ACOUSTIC LINER TO BE OF THICKNESS AND DENSITY INDICATED ON PLANS OR AS SPECIFIED.

EXPOSED SURFACE OF LINER TO HAVE FACTORY FABRIC OR FOIL FACING AS SPECIFIED AND BE RATED FOR AIR VELOCITIES UP TO 6000 FPM.

PLACE PINS 3" (76 mm) ALONG EACH SIDE OF A BUTTED LONGITUDINAL LINER SEAM THAT IS AWAY FROM A CORNER

BEND PINS FLAT IN DIRECTION OF AIRFLOW AFTER LOCKING DISCS ARE SECURED

METAL NOSING CHANNEL OR ZEE

LAPPED AND BUTTED INSIDE CORNER

PITTSBURGH LOCK-TYPE LONGITUDINAL SEAM

ALTERNATE CORNER: V-SCORE INSIDE CORNER OF LINING AND SEAL WITH MASTIC COATING

ALL TRANSVERSE EDGES TO BE COATED WITH MASTIC EXCEPT WHERE NOSINGS ARE INSTALLED

MAXIMUM SPACING FOR FASTENERS. ACTUAL INTERVALS ARE APPROXIMATE.

VELOCITY	DIMENSIONS				
	A	B	C	D	E
0-2500 FPM (0-12.7 MPS)	3"	12"	4"	6"	18"
	(76.2)	(305)	(102)	(152)	(457)
2501-6000 FPM (12.7-30.5 MPS)	3"	6"	4"	6"	16"
	(76.2)	(152)	(102)	(152)	(406)

REFERENCE SMACNA FIG. 2-19, AS MODIFIED

LINER TO BE ADHERED TO THE DUCT WITH 90% MIN. AREA COVERAGE OF ADHESIVE, AND BE FASTENED WITH MECHANICAL WELD PINS. DO NOT USE ADHESIVE BASE PINS.

ALL DIMENSIONS SHOWN ON PLANS ARE INSIDE CLEAR

U.O.N. EXTERNAL THERMAL INSULATION MAY BE OMITTED WHERE DUCTS ARE INTERNALLY LINED

2

DUCTWORK ACOUSTIC LINING

NOT TO SCALE

PROVIDE CLEARANCE OF 1/8" PER LINEAL FOOT OF SLEEVE DIMENSION (1" MAX.) ON SIDES OF SLEEVE.

DAMPER SLEEVE TO BE SAME GAGE AS DUCT WITH MINIMUM AS FOLLOWS:
0" THRU 30", 24GA.;
31" THRU 54", 22GA.;
55" THRU 84", 20 GA.;
85" AND OVER, 18GA.

DUAL HEAT SENSOR
FIRESTAT IN DAMPER

AIR FLOW

ACCESS DOOR

FLEX CONDUIT

DAMPER OPERATOR OUTSIDE THE DUCT (COORDINATE LOCATION FOR ACCESS & SERVICING)

BREAK AWAY CONNECTION, SEALED WITH A NON-HARDENING SEALANT, WITH FLAME SPREAD RATING LESS THAN 25 AND SMOKE DEVELOPED RATING OF LESS THAN 50. NO FASTENERS.

6" MAX BOTH SIDES

IF MANDATED BY LOCAL AUTHORITY HAVE JURISDICTION, PROVIDE SEALANT APPROVED BY DAMPER MANUFACTURER TO SEAL RETAINING ANGLES TO RATED PARTITION

SECURE RETAINING ANGLES TO SLEEVE 8" ON CENTER WITH 1/4" BOLTS & NUTS, 1/2" LONG WELDS, #10 STEEL SCREWS, OR 3/16" STEEL RIVETS. ANGLES MUST OVERLAP OPENING 1" MIN.

CONNECTING LINK

CONNECTING LINK

OVER CENTER LOCKING LINK

DUCT

NOTE: FLASHING REQUIRED ON ONE SIDE ONLY

RATED PARTITION

HI-TEMP HEAT SENSOR

DAMPER ACTUATOR

FCC OVERRIDE

SMOKE DETECTOR OR SIGNAL FROM FCC

HEAT SENSOR

OPEN & CLOSED LIGHT CONTACTS

BY DAMPER MANU.

WIRING DIAGRAM

NOTES:

- DAMPER TO BE U.L. LABELED N.F.P.A. 90A APPROVED.
- N.F.P.A. APPROVED INSTALLATION DETAILS TO BE PART OF SUBMISSION OF COMBINATION FIRE & SMOKE DAMPER FOR APPROVAL, WHICH SHALL MEET N.F.P.A. STANDARD 90A.
- DETAILS SHOWN ARE FOR COMBINATION FIRE SMOKE DAMPERS IN HORIZONTAL DUCTWORK. FOR DAMPERS IN VERTICAL DUCTWORK, DETAIL IS SIMILAR.
- INSTALL DAMPER IN ACCORDANCE WITH MANUFACTURERS REQUIREMENTS.
- ACTUATOR TO HAVE AN ADDRESSABLE DAMPER POSITION INDICATOR.

4

COMBINATION FIRE AND SMOKE DAMPER

NOT TO SCALE

ACOUSTICAL LINING WHERE REQUIRED

L.P. RECTANGULAR SUPPLY DUCT MAIN

AIR FLOW

DUCT SEALANT

MANUAL VOLUME DAMPER

BELLMOUTH CONNECTION

CLAMP

ROUND FLEXIBLE DUCTWORK 6'-0" MAX. LENGTH; NEW YORK CITY: MAX. LENGTH 3'-0"

45° ON SHEET METAL TRIM PIECE TO RETAIN ACOUSTIC LINING

3/8" SQ. ROD (TYP)

END BEARING (TYP)

DUCT BRANCH

MAIN DUCT

LOW PRESSURE SUPPLY ROUND DUCT

MANUAL VOLUME DAMPER WITH LOCKING TYPE INDICATOR QUADRANT ON HAT SECTION (TYP)

1/3 W. (5" MIN.)

45 DEG. CL INCH COLLAR

ACOUSTIC LINING WHERE REQUIRED

NOTE:

FLEXIBLE DUCT CONNECTIONS ARE ONLY PERMITTED IN AREAS WITH PNC-35 OR GREATER.

NOTE:

FURNISH THIS TYPE CONNECTION WHEN SINGLE-LINE DUCTWORK IS INDICATED AS THIS FOR J-BRANCHES WITH LESS THAN 25% OF THE TOTAL AIR FLOW.

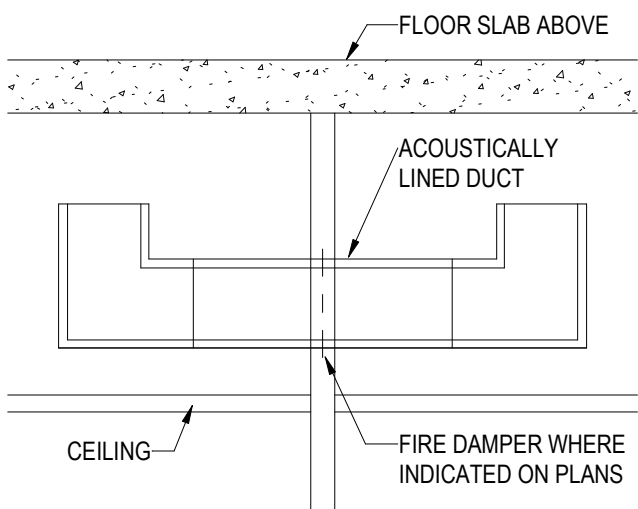
NOTES:

- FURNISH THIS TYPE CONNECTION WHEN SINGLE-LINE DUCTWORK IS INDICATED AS THIS FOR BRANCHES WITH LESS THAN 25% OF THE TOTAL AIR FLOW.
- THIS TYPE OF CONNECTION MUST BE USED WHEN W 36 IN.
- T=X(BRANCH DUCT)x W Y (TOTAL CFM)

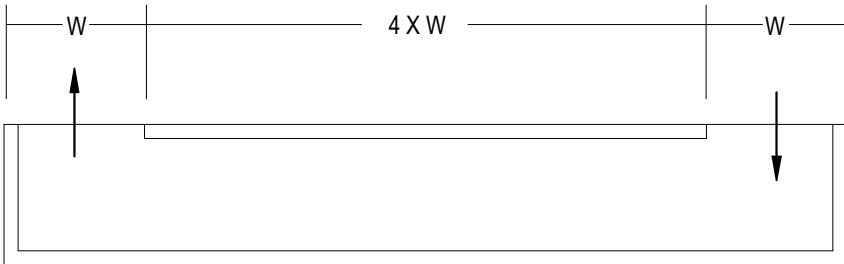
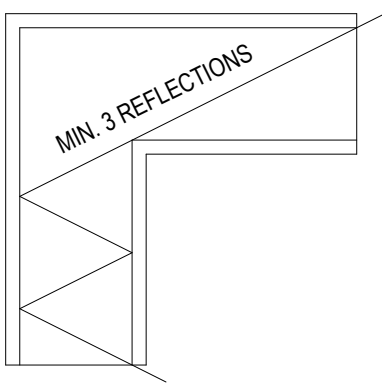
5

LOW PRESSURE SUPPLY CONNECTION DETAILS

NOT TO SCALE

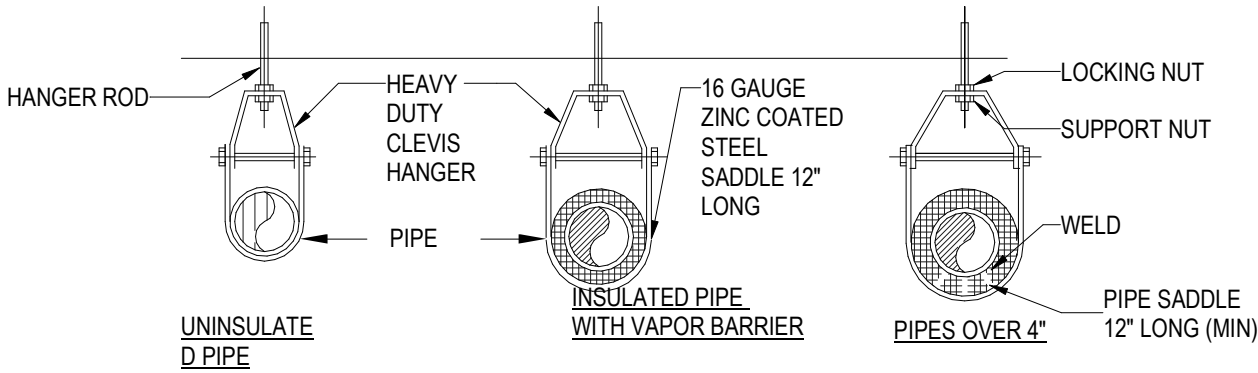


- NOTES:
1. REFER TO DRAWINGS AND SPECIFICATIONS FOR ACOUSTICAL INSULATION THICKNESS AND DENSITY.
 2. PROVIDE TRANSFER DUCT WHERE INDICATED ON PLANS.
 3. REFER TO SCHEDULE BELOW FOR TRANSFER DUCT SIZE.
 4. FOR AIR QUANTITIES IN EXCESS OF 2000 CFM USE MULTIPLE TRANSFER DUCTS
 5. TRANSFER DUCT SIZES ARE INSIDE CLEAR
 6. EQUIVALENT DUCT SIZES ALLOWED
- | TRANSFER AIR QUANTITY (CFM) | TRANSFER AIR DUCT SIZE (W x H) |
|-----------------------------|--------------------------------|
| 0-500 | 18 x 10 |
| 501-1000 | 20 x 18 |
| 1001-1500 | 30 x 20 |
| 1501-2000 | 30 x 24 |



1 ACOUSTIC AIR TRANSFER DUCT

NOT TO SCALE

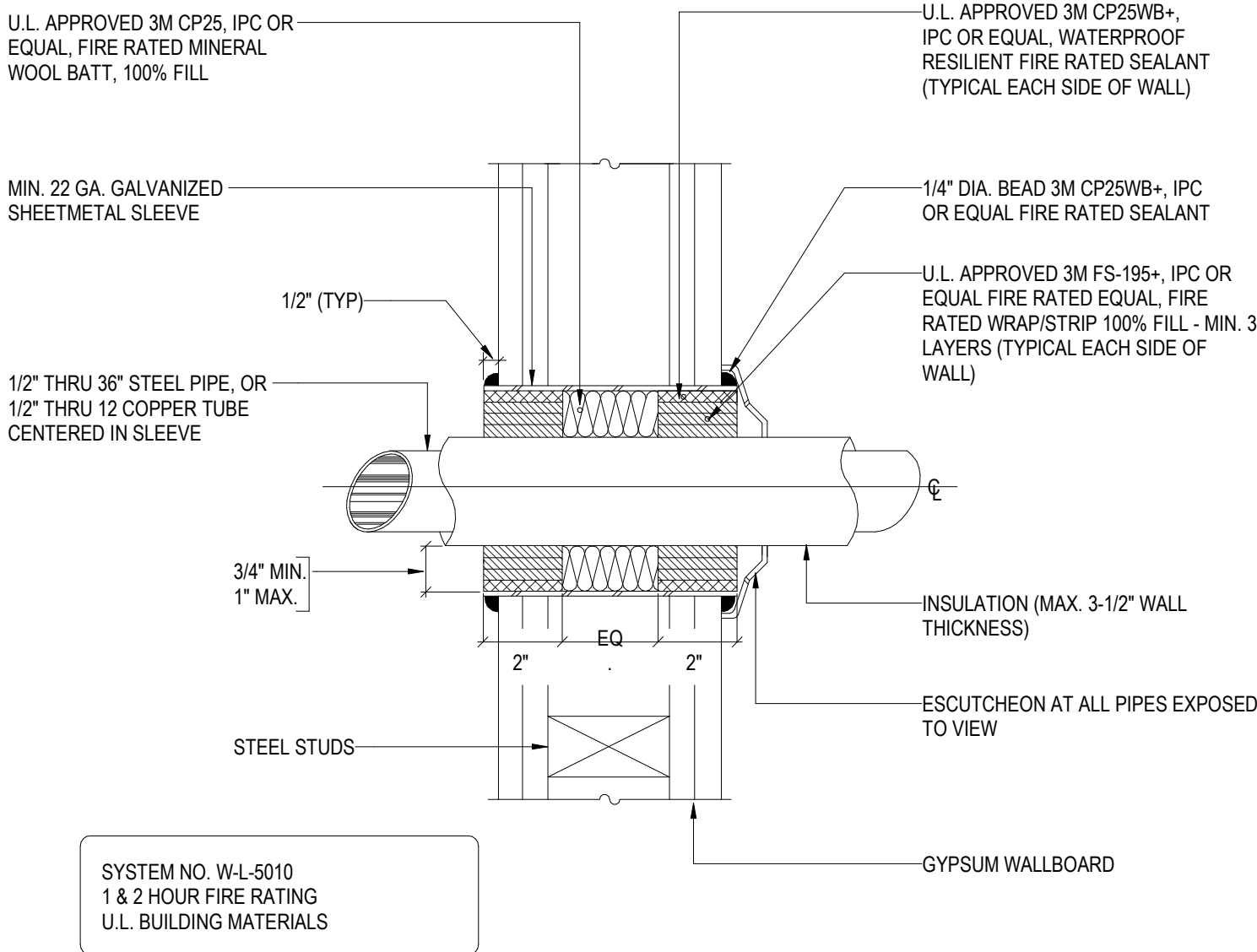


INDIVIDUAL PIPE HANGER ROD & SPACING SCHEDULE											
NOMINAL PIPE OR TUBE SIZE-INCHES	3/4	1	1 1/2	2	2 1/2	3	4	5	6	8	--
HANGER ROD SIZE-INCHES	3/8	3/8	3/8	3/8	1/2	1/2	5/8	5/8	7/8	7/8	--
MAXIMUM SPACING BETWEEN PIPE SUPPORT-FEET	6	7	9	10	11	12	14	16	17	19	--
MAXIMUM SPACING BETWEEN CU. TUBE SUPPORT-FEET	6	6	8	9	10	10	12	14	14	16	--

NOTES: TRAPEZE SPACING SHALL BE BASED ON SPACING OF SMALLEST PIPE ON TRAPEZE. TRAPEZE SHALL BE DESIGNED WITH A FACTOR OF SAFETY 5 FOR CENTER OF SPAN CONCENTRATED LOAD. METHOD OF HANGING, TYPE OF INSERT, BEAM CLAMP, ROD, ETC. MUST BE APPROVED BY STRUCTURAL ENGINEER PER SHOP DRAWINGS.

4 TYPICAL CLEVIS HANGER SUPPORTS

NOT TO SCALE



6 INSULATED PIPE THROUGH FIRE RATED GYPSUM WALLS

NOT TO SCALE

Owner
Storm King Art Center
1 Museum Road
New Windsor, NY 12553
+1 (845) 534-3115

Design Architect
heneghan peng architects
14-16 Lord Edward Street
Dublin, D02 YC63
+353 1 633 9000

Executive Architect
WXY Architecture + Urban Design
224 Centre Street, 5th Floor
New York, NY 10013
+1 (212) 219-1953

Landscape Architect
Gustafson Porter + Bowman
1 Cobham Mews
London, MW1 9SB
+44 020 7284 8950

Reed Hilderbrand LLC
33 Whitney Avenue, 3rd Floor
New Haven, CT 06510
+1 (617) 923-2422

Structural & Lighting
ARUP
77 Water Street
New York, NY 10005
+1 (212) 896-3000

MEPF & IT
BuroHappold
100 Broadway #23
New York, NY 10005
+1 (212) 616-0228

Civil
VHB
100 Great Oaks Blvd., Suite 118
Albany, NY 12203
+1 (518) 389-3606

AV & Acoustics
LSTN Consultants
76 Beaver Street, 2nd Floor
New York, NY 10005
+1 (347) 788-0810

Facade
Front Inc.
100 E. Broadway Street, #501
New York, NY 10002
+1 (212) 242-2220

Key Plan

Description	Date
50% Design Development	02/24/20
100% Design Development	05/29/20
50% Construction Documents	11/06/20

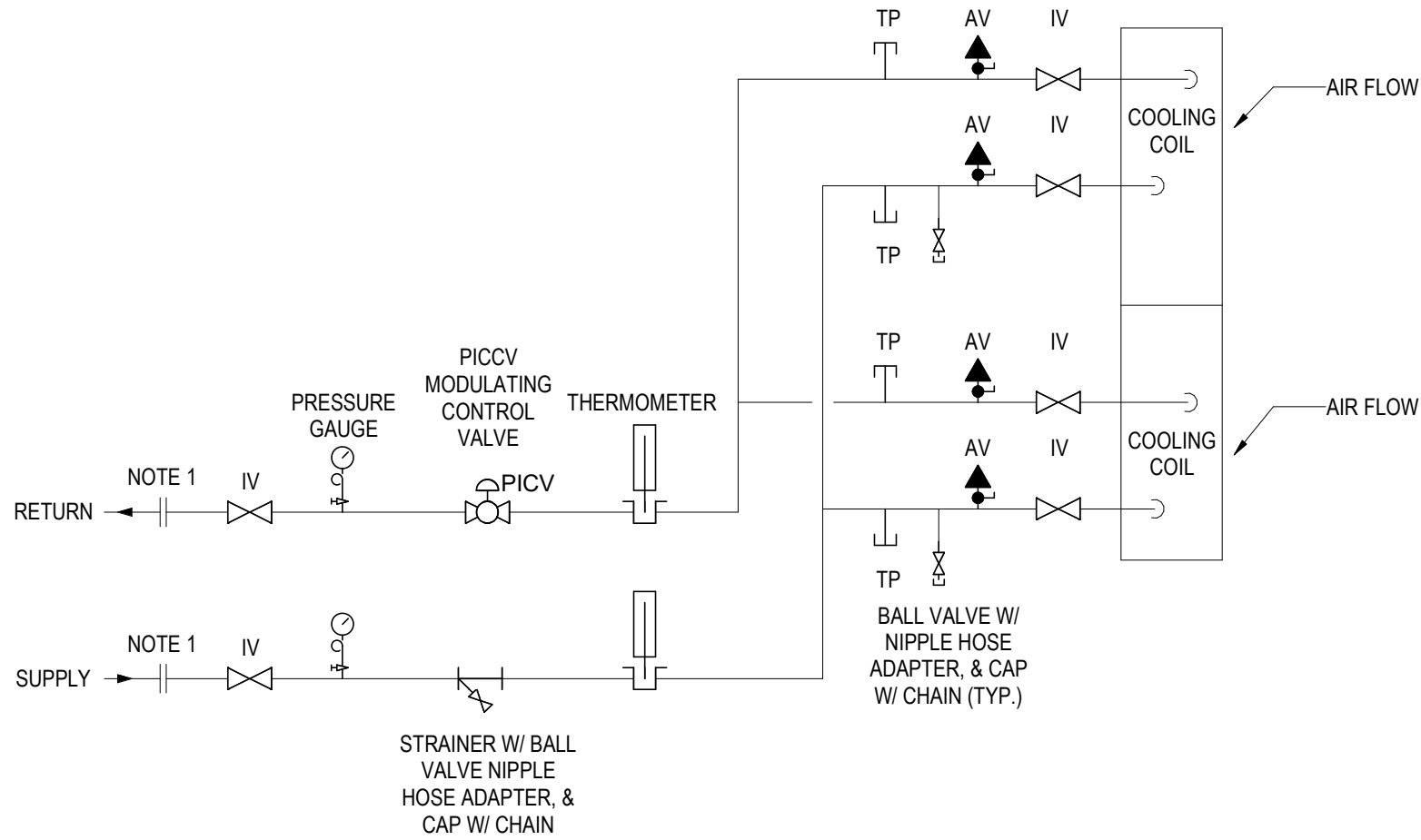
Project

Storm King
Art Center
Welcome
Pavilions

Seal

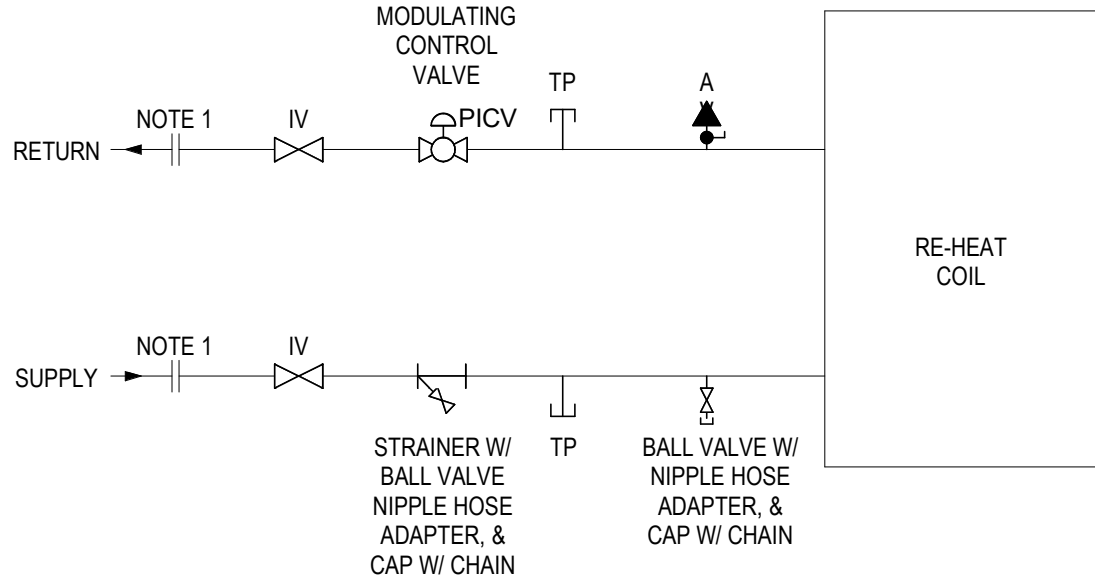
NOT FOR CONSTRUCTION
Drawing Title
Mechanical Details

Date	11/06/20
Scale	Not to Scale
Drawing Number	M-W-504
Sheet Size	ARCH D



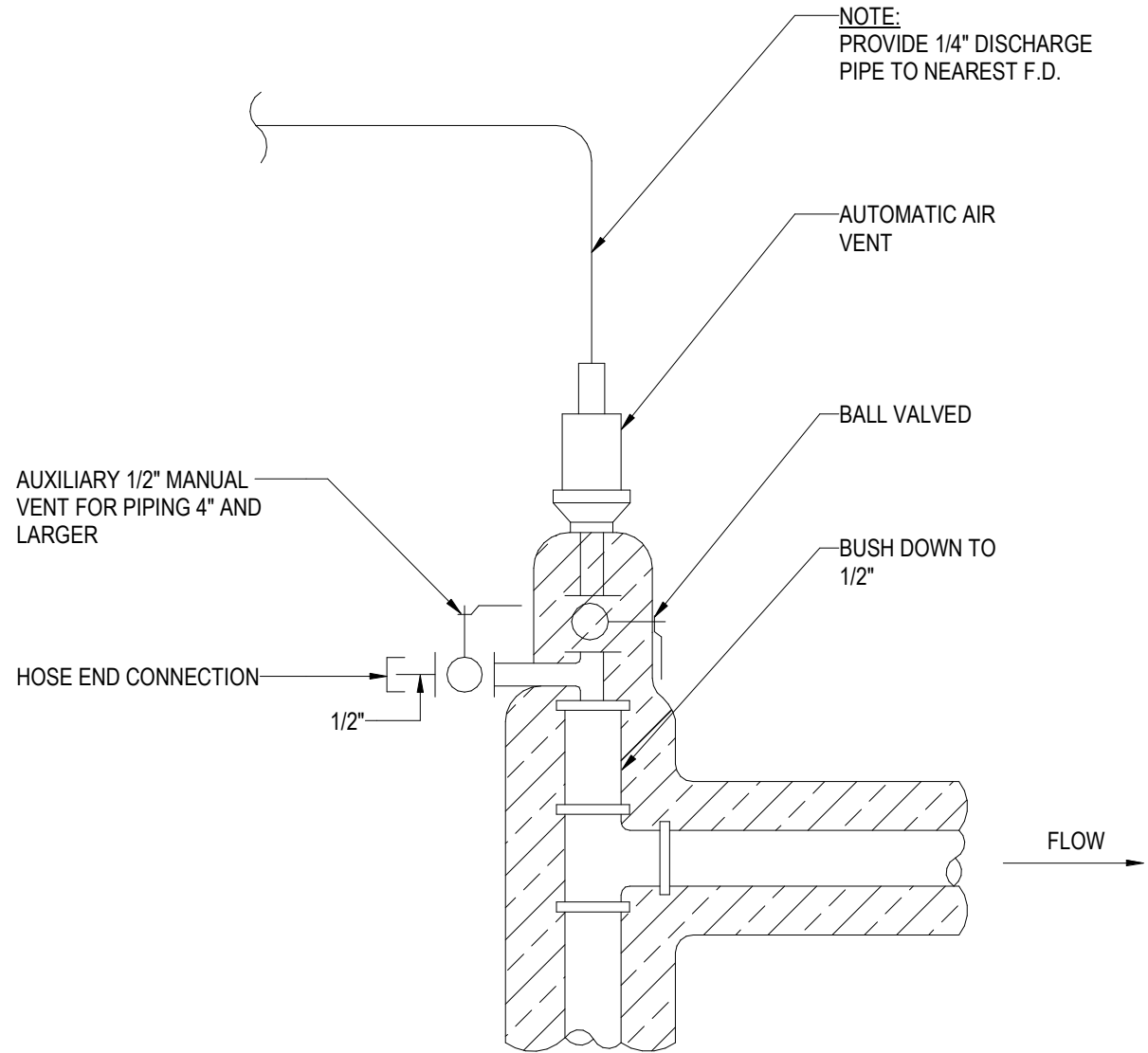
- NOTES:
- ELECTROLYTICALLY ISOLATED COUPLING. (ONLY REQUIRED WHERE THERE IS A CHANGE IN PIPING MATERIAL.)
 - ALL VALVES AND FITTINGS SHALL BE LINE SIZE
 - MODULATING CONTROL VALVE TO BE SELECTED BY CONTROLS CONTRACTOR TO PROVIDE APPROPRIATE CONTROL VALVE AUTHORITY.
 - PROVIDE EXTENSIONS FOR ALL PIPING ACCESSORIES IN ORDER TO PERTRUDE BEYOND AND AVOID DAMAGE TO PIPE INSULATION.
 - PROVIDE APPROPRIATELY FITTED REMOVABLE INSULATION COVERS AT ALL PIPING ACCESSORY LOCATIONS REQUIRING FUTURE ACCESS.
 - CONNECT HHWS DOWN STREAM OF COIL IN RELATION TO AIR FLOW.

1 COOLING COILS (AHU)
NOT TO SCALE



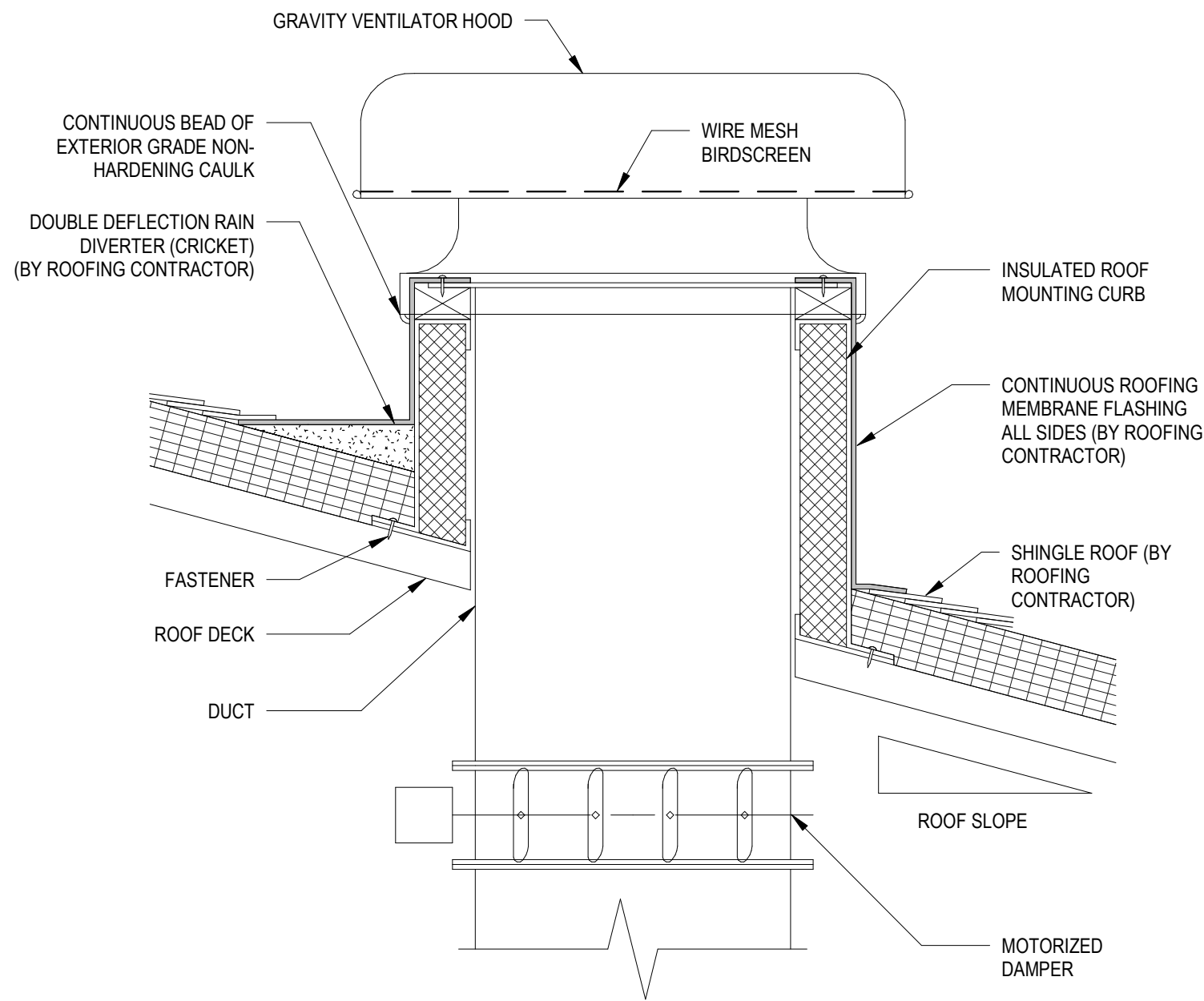
- NOTES:
- ELECTROLYTICALLY ISOLATED COUPLING. (ONLY REQUIRED WHERE THERE IS A CHANGE IN PIPING MATERIAL.)
 - ALL VALVES AND FITTINGS SHALL BE LINE SIZE
 - MODULATING CONTROL VALVE TO BE SELECTED BY CONTROLS CONTRACTOR TO PROVIDE APPROPRIATE CONTROL VALVE AUTHORITY.
 - PROVIDE EXTENSIONS FOR ALL PIPING ACCESSORIES IN ORDER TO PERTRUDE BEYOND AND AVOID DAMAGE TO PIPE INSULATION.
 - PROVIDE APPROPRIATELY FITTED REMOVABLE INSULATION COVERS AT ALL PIPING ACCESSORY LOCATIONS REQUIRING FUTURE ACCESS.
 - CONNECT HHWS DOWN STREAM OF COIL IN RELATION TO AIR FLOW.

2 RE-HEAT COIL & AHU HEATING COILS
NOT TO SCALE



- NOTES:
- DETAIL TO BE USED AT ALL AUTOMATIC AIR VENT LOCATIONS, INCLUDING AT THE TOP OF ALL PIPE RISERS CONNECTING TWO OR MORE FLOORS.
 - AAV TO BE INSTALLED AT ALL PIPING HIGH POINTS.

3 AUTOMATIC AIR VENT DETAIL
NOT TO SCALE



5 GRAVITY VENTILATOR AND ROOF CURB (SLOPED ROOFS)
NOT TO SCALE

Owner
Storm King Art Center
1 Museum Road
New Windsor, NY 12553
+1 (845) 534-3115

Design Architect
heneghan peng architects
14-16 Lord Edward Street
Dublin, D02 YC63
+353 1 633 9000

Executive Architect
WXY Architecture + Urban Design
224 Centre Street, 5th Floor
New York, NY 10013
+1 (212) 219-1953

Landscape Architect
Gustafson Porter + Bowman
1 Cobham Mews
London, MW1 9SB
+44 020 7284 8950

Reed Hilderbrand LLC
33 Whitney Avenue, 3rd Floor
New Haven, CT 06510
+1 (617) 923-2422

Structural & Lighting
ARUP
77 Water Street
New York, NY 10005
+1 (212) 896-3000

MEPF & IT
BuroHappold
100 Broadway #23
New York, NY 10005
+1 (212) 616-0228

Civil
VHB
100 Great Oaks Blvd., Suite 118
Albany, NY 12203
+1 (518) 389-3606

AV & Acoustics
LSTN Consultants
76 Beaver Street, 2nd Floor
New York, NY 10005
+1 (347) 788-0810

Facade
Front Inc.
100 E. Broadway Street, #501
New York, NY 10002
+1 (212) 242-2220

Key Plan

Description	Date
50% Design Development	02/24/20
100% Design Development	05/29/20
50% Construction Documents	11/06/20

Project

Storm King
Art Center
Welcome
Pavilions

Seal

NOT FOR CONSTRUCTION

Drawing Title

Mechanical Details

Date	11/06/20
Scale	Not to Scale
Drawing Number	M-W-505
Sheet Size	ARCH D

Description	Date
50% Design Development	02/24/20
100% Design Development	05/29/20
50% Construction Documents	11/06/20

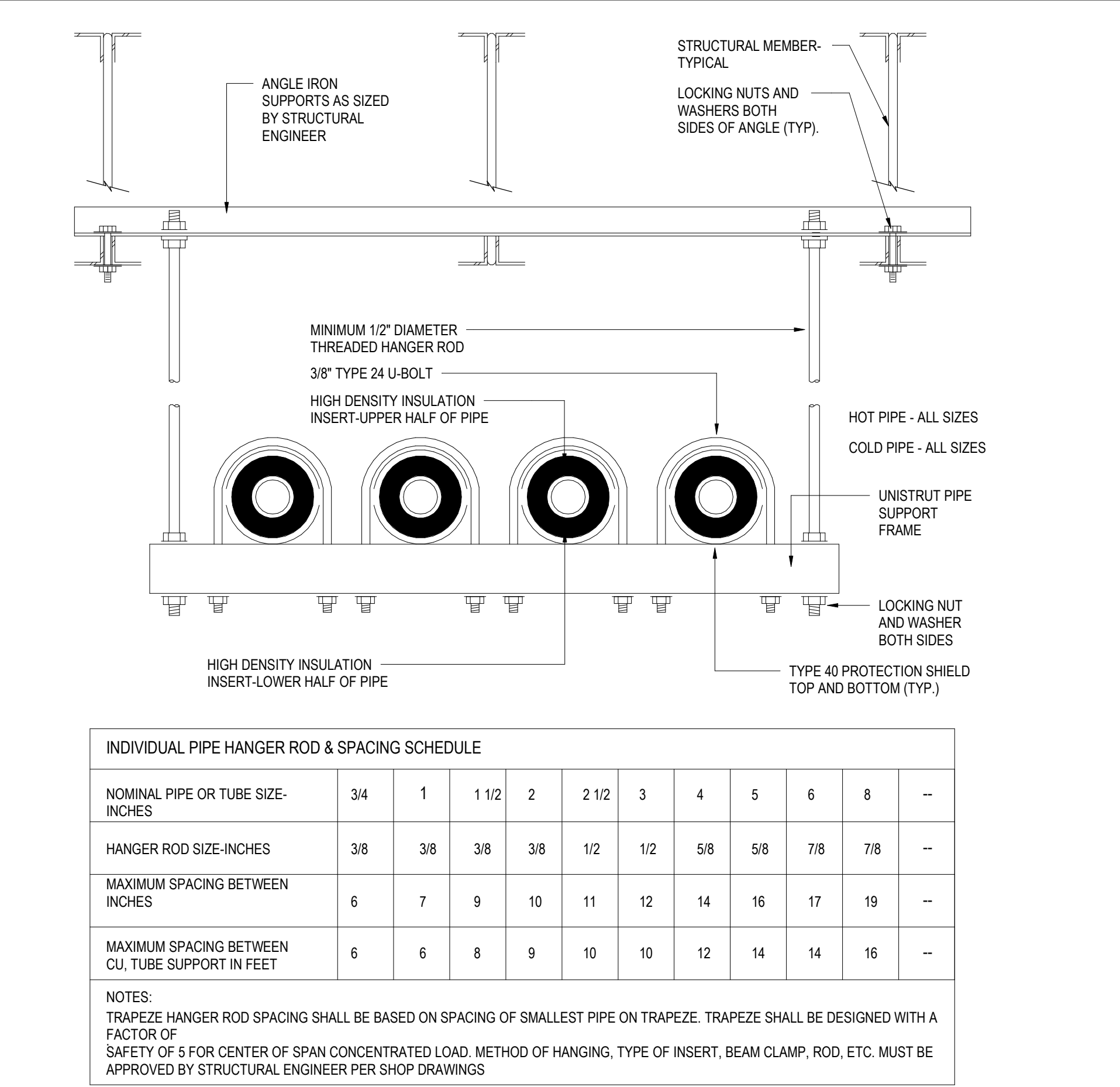
Project

Storm King
Art Center
Welcome
Pavilions

Seal

NOT FOR CONSTRUCTION
Drawing Title
Mechanical Details

Date	11/06/20
Scale	Not to Scale
Drawing Number	M-W-505
Sheet Size	ARCH D

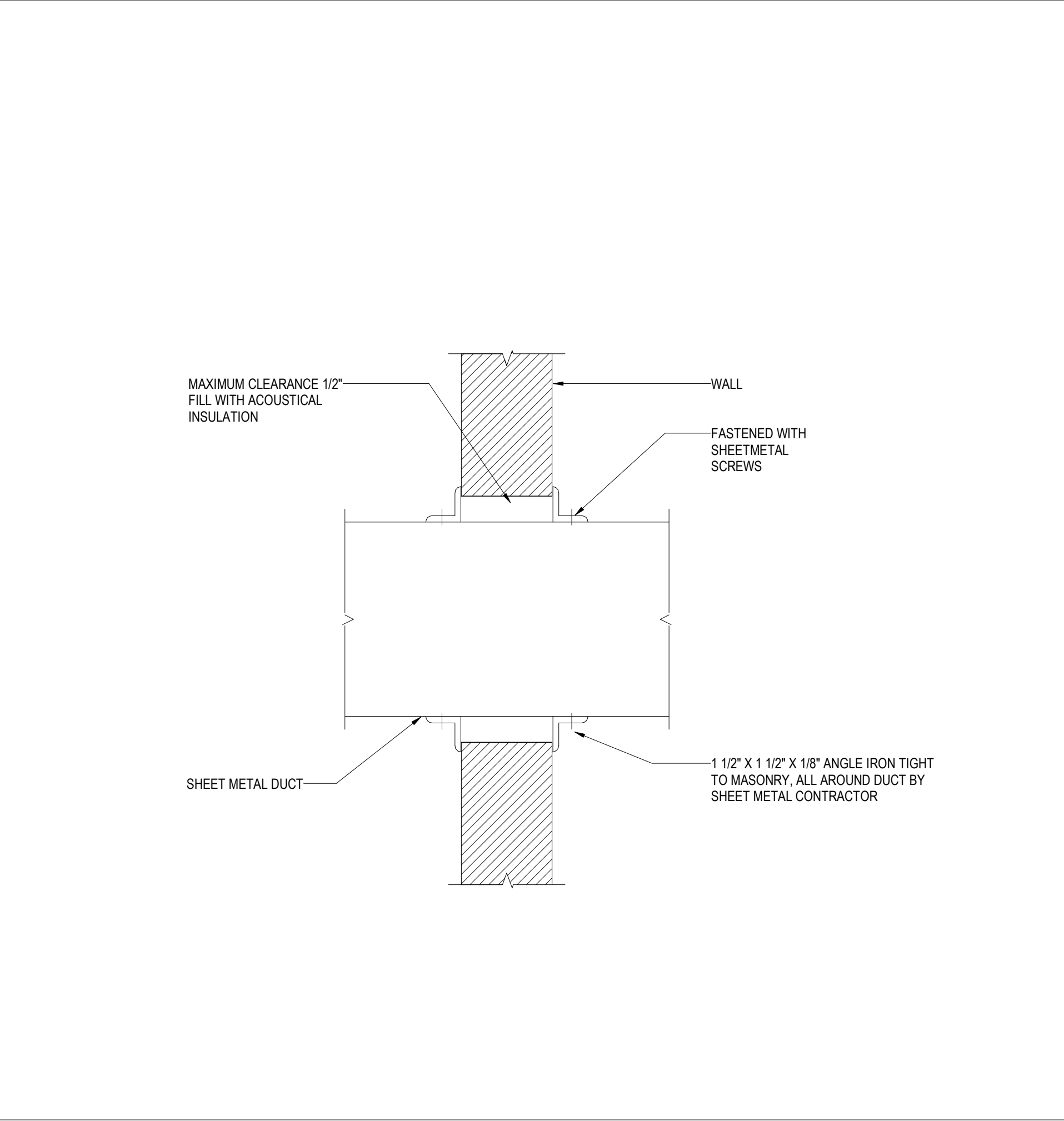


INDIVIDUAL PIPE HANGER ROD & SPACING SCHEDULE											
NOMINAL PIPE OR TUBE SIZE- INCHES	3/4	1	1 1/2	2	2 1/2	3	4	5	6	8	--
HANGER ROD SIZE-INCHES	3/8	3/8	3/8	3/8	1/2	1/2	5/8	5/8	7/8	7/8	--
MAXIMUM SPACING BETWEEN INCHES	6	7	9	10	11	12	14	16	17	19	--
MAXIMUM SPACING BETWEEN CU. TUBE SUPPORT IN FEET	6	6	8	9	10	10	12	14	14	16	--
NOTES: TRAPEZE HANGER ROD SPACING SHALL BE BASED ON SPACING OF SMALLEST PIPE ON TRAPEZE. TRAPEZE SHALL BE DESIGNED WITH A FACTOR OF SAFETY OF 5 FOR CENTER OF SPAN CONCENTRATED LOAD. METHOD OF HANGING, TYPE OF INSERT, BEAM CLAMP, ROD, ETC. MUST BE APPROVED BY STRUCTURAL ENGINEER PER SHOP DRAWINGS											

1

TRAPEZE PIPE HANGER (MULTIPLE PIPES)

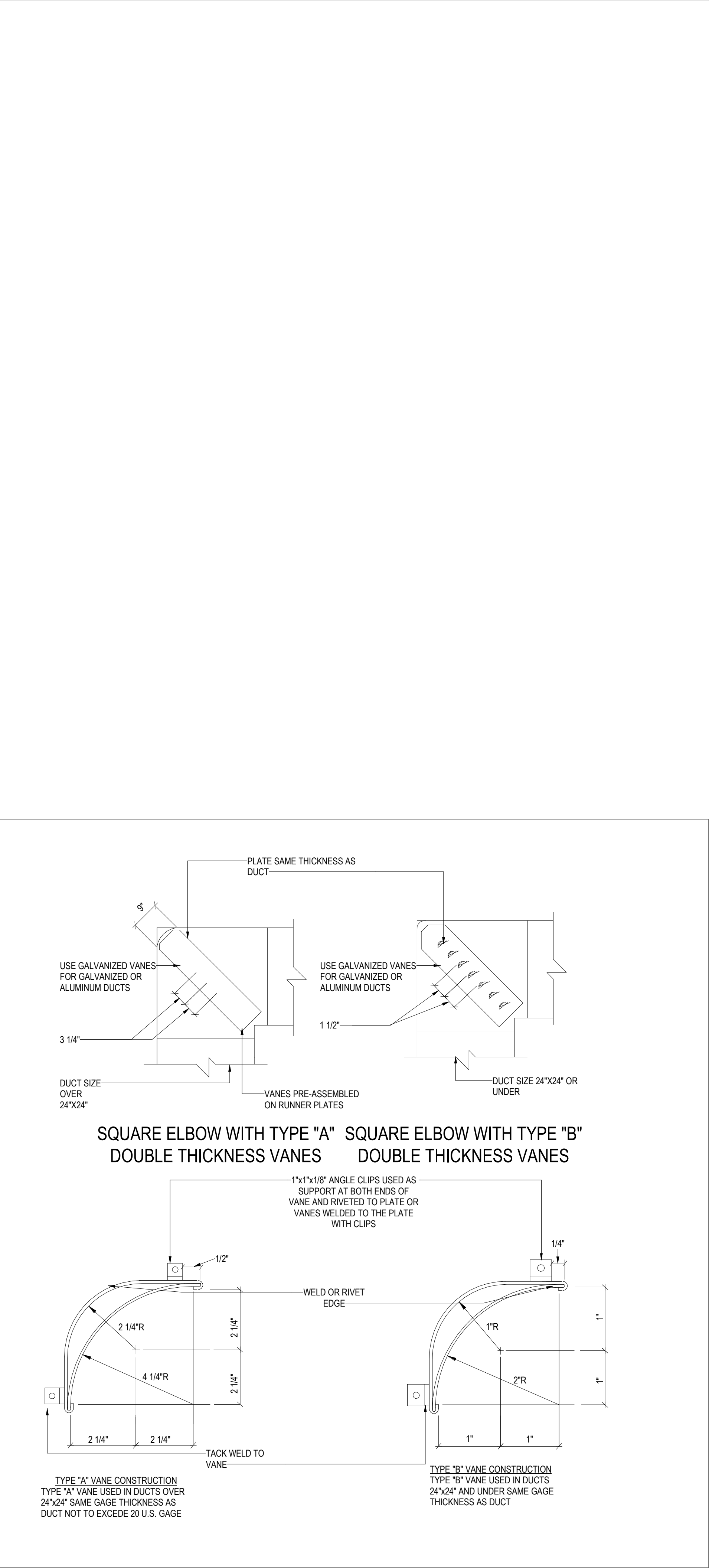
NOT TO SCALE



4

DUCT PENETRATING NON - RATED WALLS

NOT TO SCALE



5

TURNING VANE CONSTRUCTION (RECTANGULAR)

NOT TO SCALE

Owner
Storm King Art Center
1 Museum Road
New Windsor, NY 12553
+1 (845) 534-3115

Design Architect
heneghan peng architects
14-16 Lord Edward Street
Dublin, D02 YC63
+353 1 633 9000

Executive Architect
WXY Architecture + Urban Design
224 Centre Street, 5th Floor
New York, NY 10013
+1 (212) 219-1953

Landscape Architect
Gustafson Porter + Bowman
1 Cobham Mews
London, MW1 9SB
+44 020 7284 8950

Reed Hilderbrand LLC
33 Whitney Avenue, 3rd Floor
New Haven, CT 06510
+1 (617) 923-2422

Structural & Lighting
ARUP
77 Water Street
New York, NY 10005
+1 (212) 896-3000

MEPF & IT
BuroHappold
100 Broadway #23
New York, NY 10005
+1 (212) 616-0228

Civil
VHB
100 Great Oaks Blvd., Suite 118
Albany, NY 12203
+1 (518) 389-3606

AV & Acoustics
LSTN Consultants
76 Beaver Street, 2nd Floor
New York, NY 10005
+1 (347) 788-0810

Facade
Front Inc.
100 E. Broadway Street, #501
New York, NY 10002
+1 (212) 242-2220

Key Plan

Description	Date
50% Design Development	02/24/20
100% Design Development	05/29/20
50% Construction Documents	11/06/20

Project

Storm King Art Center

Welcome Pavilions

Seal

NOT FOR CONSTRUCTION

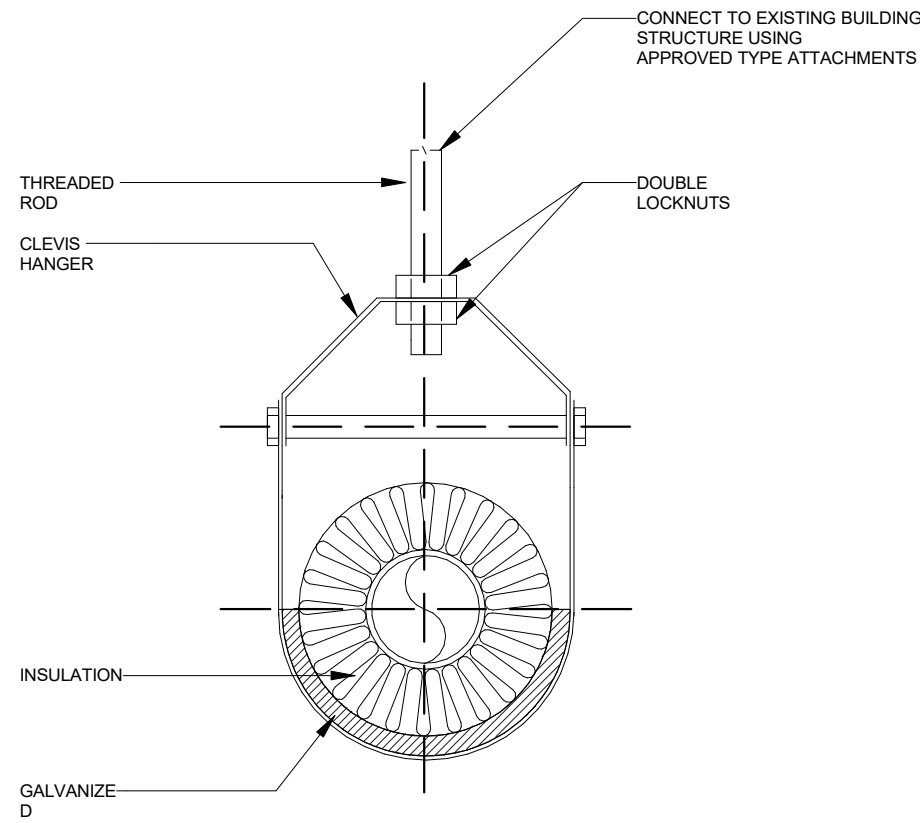
Drawing Title

Mechanical Details

Date	11/06/20
Scale	Not to Scale
Drawing Number	M-W-506
Sheet Size	ARCH D

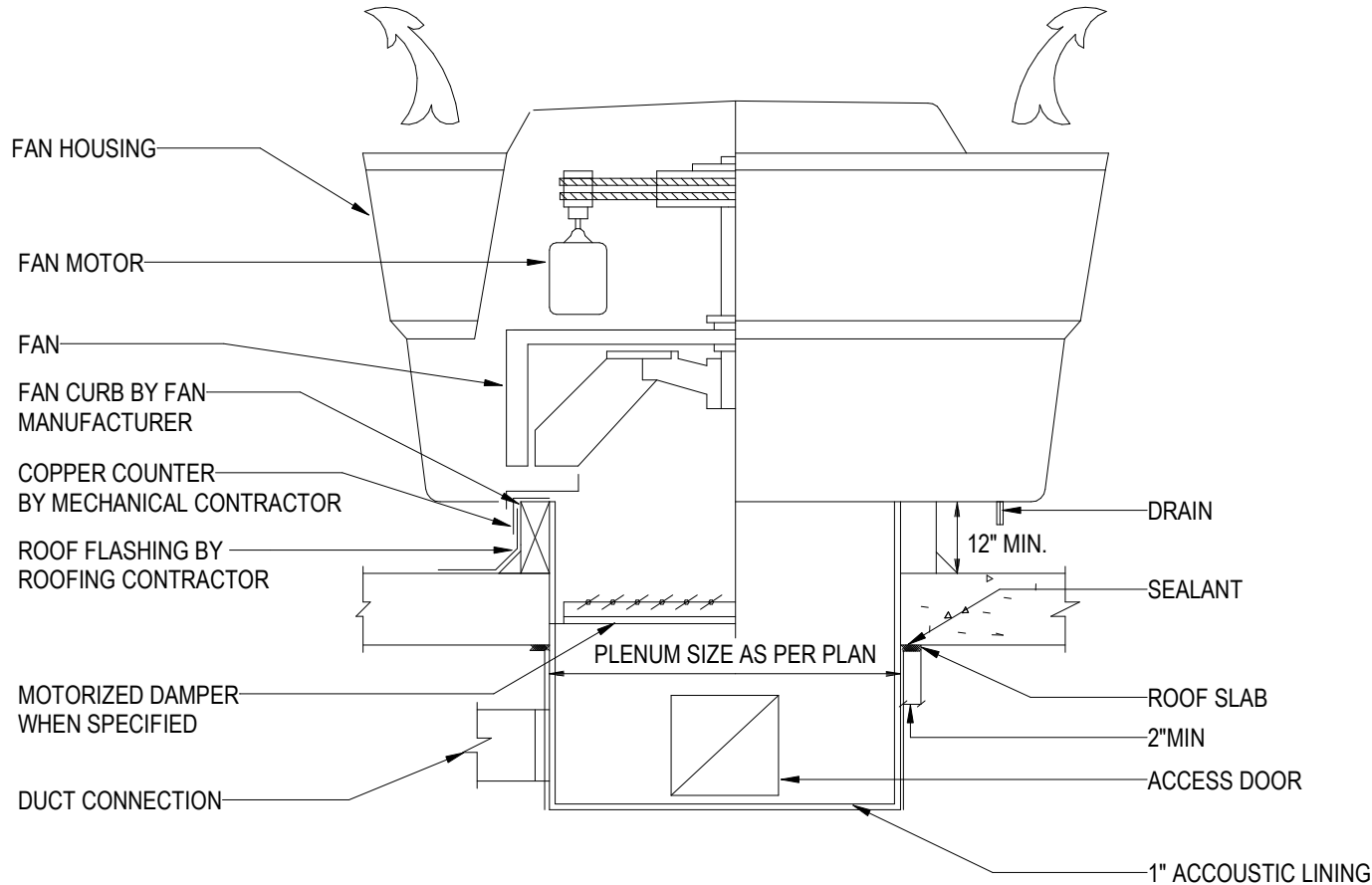
WITHOUT INCOMPRESSIBLE INSULATING BLOCK AT HANGER		
PIPE DIAMETER	SHIELD LENGT H	SHIELD THICKNESS USSG
UP TO 3"	6"	18

WITHOUT INCOMPRESSIBLE INSULATING BLOCK AT HANGER		
PIPE DIAMETER	SHIELD LENGT H	SHIELD THICKNESS USSG
UP TO 3"	12"	18

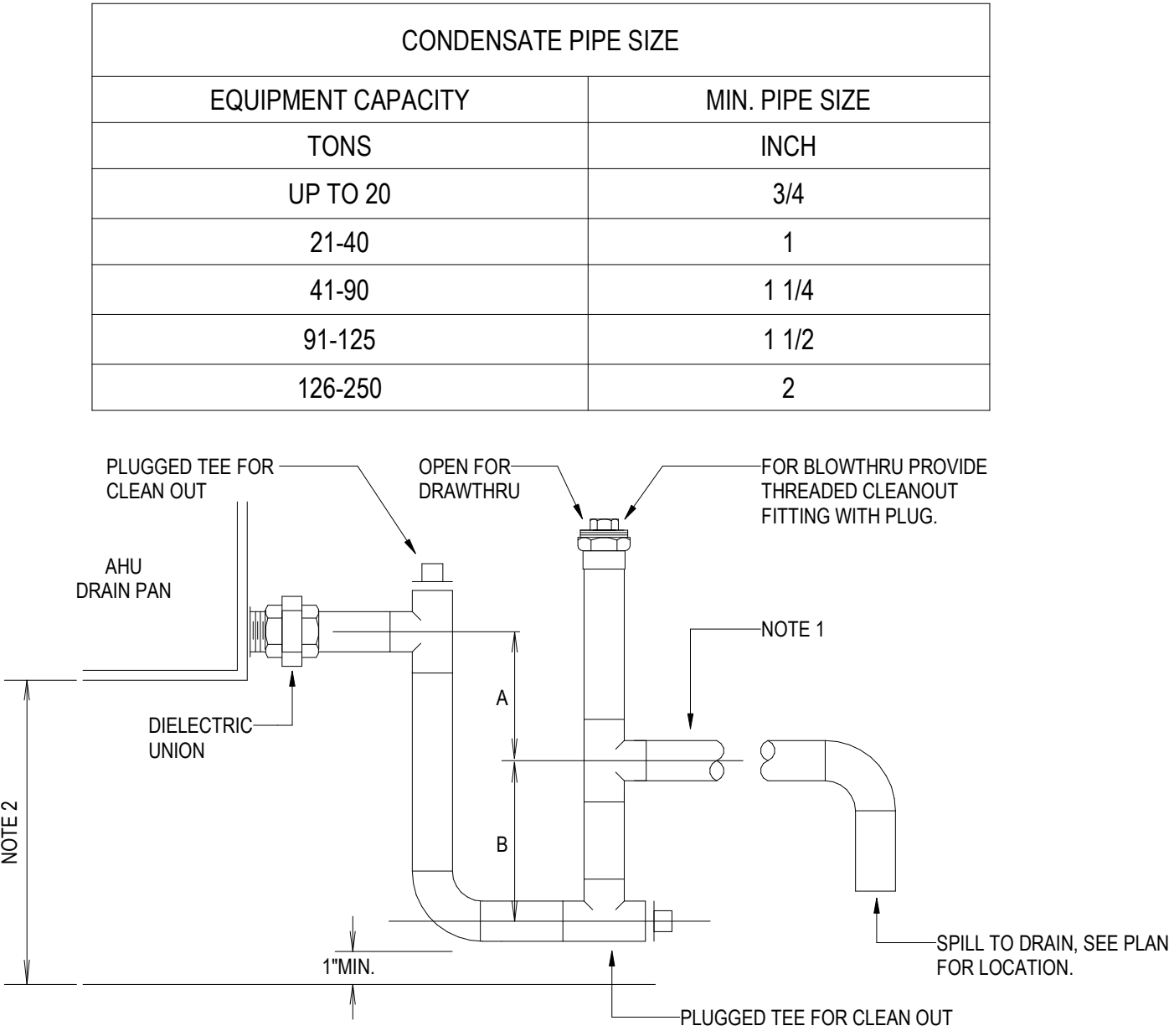


NOTE:
HANGER, ROD & INSERT SHALL BE DIPPED IN ZINC CHROMATE PRIMER PRIOR TO INSTALLATION

1 TYPICAL INSULATION OF PIPES SMALLER THAN 3
NOT TO SCALE



2 ROOF EXHAUST FAN UPBLAST
NOT TO SCALE



DRAWTHRU :
A = GREATER OF 4" OR 1/2" PLUS AHU TOTAL PRESSURE IN INCHES-WC

BLOWTHRU :
B = GREATER OF 4" OR 1/2" PLUS AHU TOTAL PRESSURE IN INCHES-WC

NOTES:
1. REF. PLAN DWG'S FOR CONDENSATE DRAIN PIPE SIZE, (1"MIN. AT EACH AHU DRAIN CONNECTION POINT). REF. SPECIFICATIONS FOR PIPE AND INSULATION MATERIAL REQUIREMENTS.
2. AHU TO BE ELEVATED ON HOUSEKEEPING PAD OR MOUNTING STRUCTURE AS REQUIRED FOR TRAP HEIGHT ABOVE FLOOR

3 MECHANICAL UNIT CONDENSATE DRAIN
NOT TO SCALE

Owner
Storm King Art Center
1 Museum Road
New Windsor, NY 12553
+1 (845) 534-3115

Design Architect
heneghan peng architects
14-16 Lord Edward Street
Dublin, D02 YC63
+353 1 633 9000

Executive Architect
WXY Architecture + Urban Design
224 Centre Street, 5th Floor
New York, NY 10013
+1 (212) 219-1953

Landscape Architect
Gustafson Porter + Bowman
1 Cobham Mews
London, MW1 9SB
+44 020 7284 8950

Reed Hilderbrand LLC
33 Whitney Avenue, 3rd Floor
New Haven, CT 06510
+1 (617) 923-2422

Structural & Lighting
ARUP
77 Water Street
New York, NY 10005
+1 (212) 896-3000

MEPF & IT
BuroHappold
100 Broadway #23
New York, NY 10005
+1 (212) 616-0228

Civil
VHB
100 Great Oaks Blvd., Suite 118
Albany, NY 12203
+1 (518) 389-3606

AV & Acoustics
LSTN Consultants
76 Beaver Street, 2nd Floor
New York, NY 10005
+1 (347) 788-0810

Facade
Front Inc.
100 E. Broadway Street, #501
New York, NY 10002
+1 (212) 242-2220

Key Plan

Description	Date
50% Design Development	02/24/20
100% Design Development	05/29/20
50% Construction Documents	11/06/20

Project

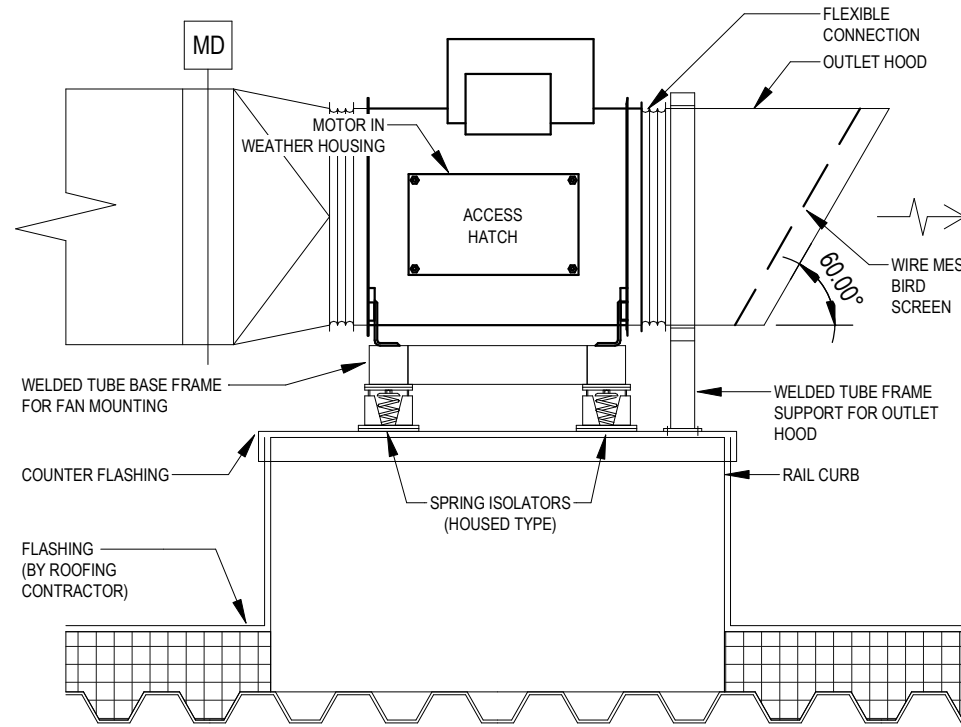
Storm King
Art Center

Welcome
Pavilions

Seal

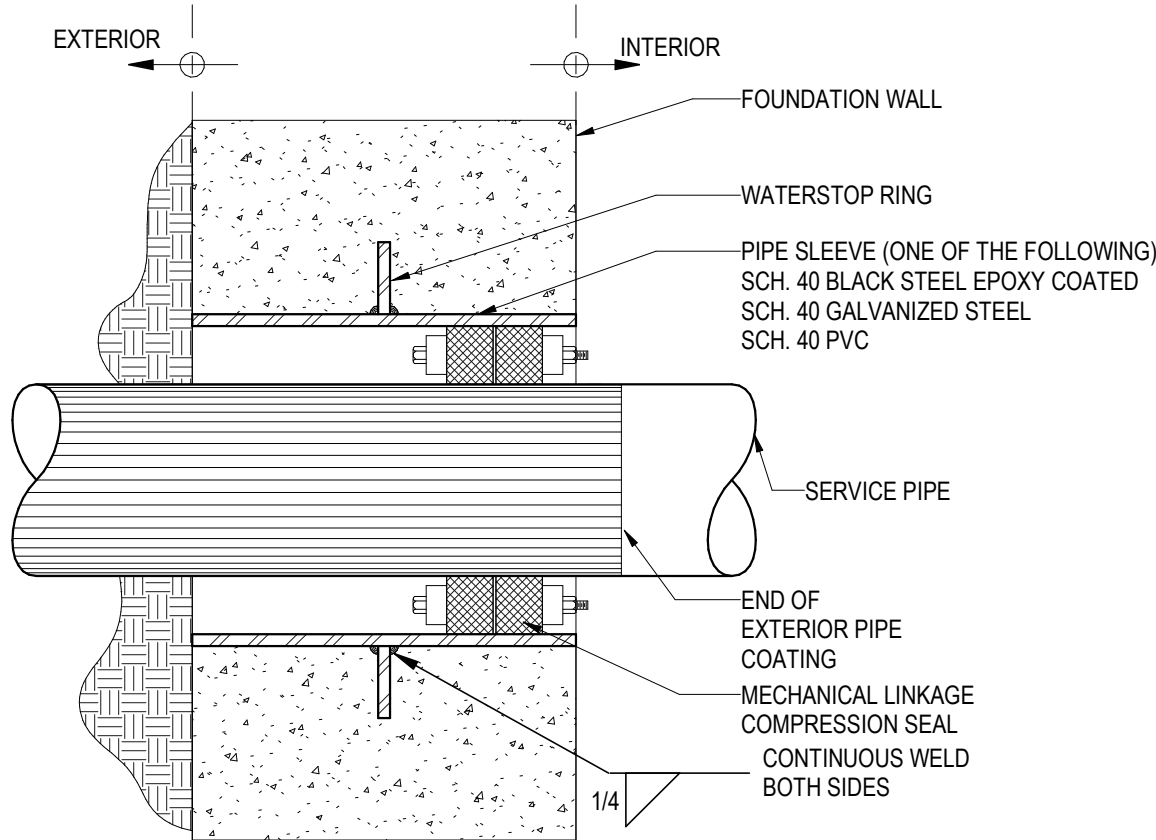
NOT FOR CONSTRUCTION
Drawing Title
Mechanical Details

Date	11/06/20
Scale	Not to Scale
Drawing Number	M-W-507
Sheet Size	ARCH D

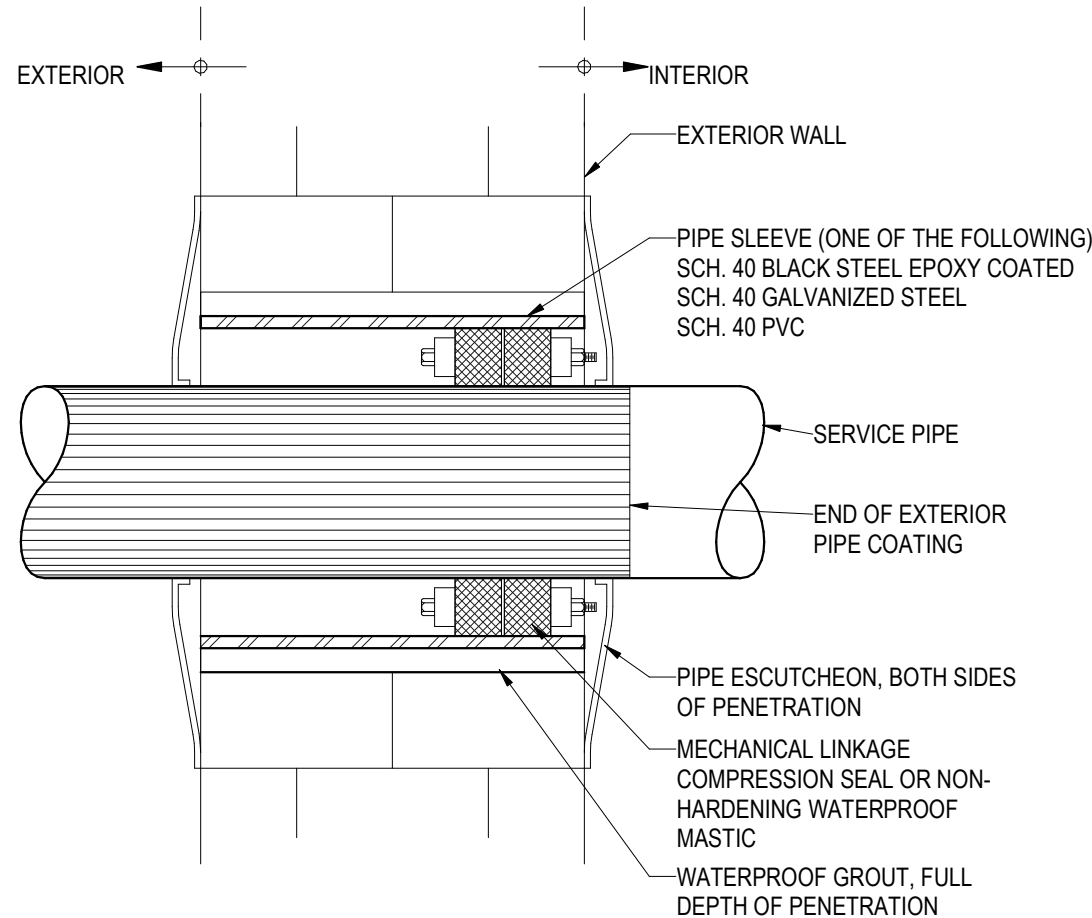


NOTES:
1. ALL EXTERIOR DUCTWORK TO BE STAINLESS STEEL

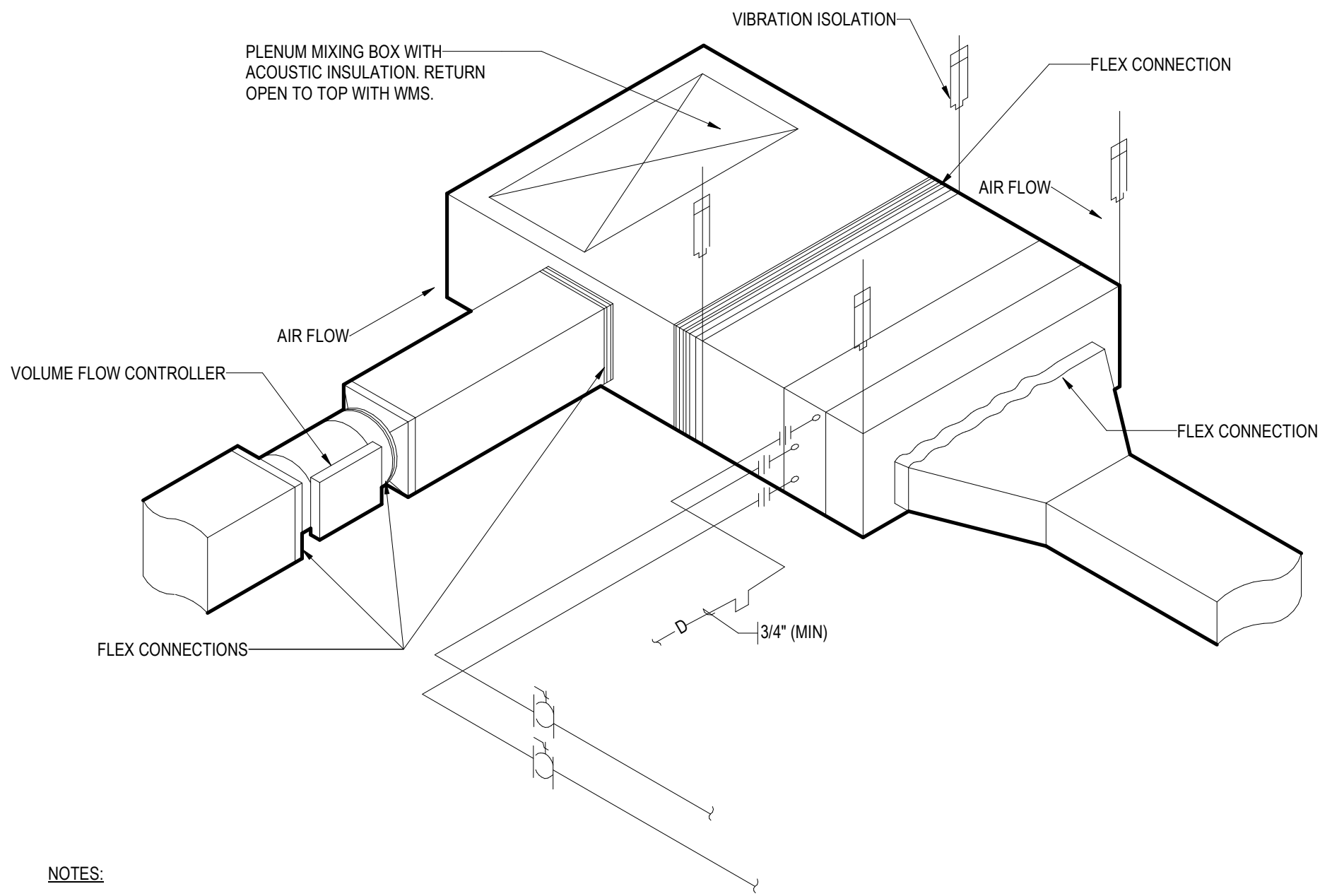
1 MIXED FLOW INLINE FAN
NOT TO SCALE



2 PIPE PENETRATION THROUGH FOUNDATION WALLS
NOT TO SCALE



3 PIPE PENETRATIONS THROUGH EXTERIOR WALLS ABOVE GRADE
NOT TO SCALE



- NOTES:
- 1) A BEND WITH A CURVATURE RADIUS OF AT LEAST 1 X DIAMETER, WITHOUT AN ADDITIONAL STRAIGHT DUCT SECTION UPSTREAM OF THE FLOW CONTROLLER, IS RECOMMENDED BY THE MANUFACTURER AS HAVING A NEGLIGIBLE EFFECT ON VOLUME FLOW RATE ACCURACY.
 - 2) A STRAIGHT DUCT SECTION OF AT LEAST 1.5 X DIAMETER IS REQUIRED UPSTREAM THE FLOW CONTROLLER. SHORTER UPSTREAM SECTIONS REQUIRE A PERFORATED PLATE IN THE BRANCH AND BEFORE THE FLOW CONTROLLER.
 - 3) FLOW CONTROLLER REQUIRES AT LEAST 1" OF CLEARANCE IN ALL DIRECTIONS FOR COMMISSIONING AND MAINTENANCE.
 - 4) INSTALL COMPONENTS SUCH THAT A SINGLE COMMON CLEARANCE AREA FOR MAINTENANCE ACCESS IS PROVIDED TO FCU, FLOW CONTROLLER, FILTER REPLACEMENT AND REFRIGERANT VALVING.
 - 5) PROVIDE ACOUSTIC LINING IN SUPPLY DUCT FOR 10 FT DOWN STREAM FROM FCU.

4 HORIZONTAL VRF FAN COIL UNIT
NOT TO SCALE

Owner
Storm King Art Center
1 Museum Road
New Windsor, NY 12553
+1 (845) 534-3115

Design Architect
heneghan peng architects
14-16 Lord Edward Street
Dublin, D02 YC63
+353 1 633 9000

Executive Architect
WXY Architecture + Urban Design
224 Centre Street, 5th Floor
New York, NY 10013
+1 (212) 219-1953

Landscape Architect
Gustafson Porter + Bowman
1 Cobham Mews
London, MW1 9SB
+44 020 7284 8950

Reed Hilderbrand LLC
33 Whitney Avenue, 3rd Floor
New Haven, CT 06510
+1 (617) 923-2422

Structural & Lighting
ARUP
77 Water Street
New York, NY 10005
+1 (212) 896-3000

MEPF & IT
BuroHappold
100 Broadway #23
New York, NY 10005
+1 (212) 616-0228

Civil
VHB
100 Great Oaks Blvd., Suite 118
Albany, NY 12203
+1 (518) 389-3606

AV & Acoustics
LSTN Consultants
76 Beaver Street, 2nd Floor
New York, NY 10005
+1 (347) 788-0810

Facade
Front Inc.
100 E. Broadway Street, #501
New York, NY 10002
+1 (212) 242-2220

Key Plan

Description	Date
50% Design Development	02/24/20
100% Design Development	05/29/20
50% Construction Documents	11/06/20

Project

Storm King
Art Center
Welcome
Pavilions

Seal

NOT FOR CONSTRUCTION

Drawing Title
Mechanical Details

Date	11/06/20
Scale	Not to Scale
Drawing Number	M-W-508
Sheet Size	ARCH D

M - ENERGY RECOVERY UNIT SCHEDULE																							
DESIGNATION	SERVICE	LOCATION	SUPPLY AIR QUANTITY (CFM)	EXHAUST AIR QUANTITY (CFM)	PERFORMANCE DATA		SUPPLY FAN DATA			RETURN FAN DATA			ELECTRICAL						APPROXIMATE WEIGHT (LB)	MANUFACTURER	MODEL NUMBER	REMARKS	
					SUPPLY AIR QUANTITY ENTERING WHEEL (CFM)		CFM	EXTERNAL STATIC PRESSURE (IN WG)	HP	FLA	CFM	HP	FLA/MOTOR	VOLTAGE	PHASE	FREQ	MCA	MOCP					SINGLE POINT CONNECTION
ERV - W-1-1	RESTROOM	GROUND LEVEL	900	900	900		900	1	2	6 A	900	1	6.2	208 V	1	60	14 A	15	Yes	504	RENEWAIRE	HE1.5XINH EC	INCLUDE 15.5 kW DUCT HEATER ACCESSORY

M - VRF FCU SCHEDULE												
DESIGNATION	SERVICE	LOCATION	COOLING AT AHRI		HEATING AT AHRI		ELECTRICAL			FAN		REMARKS
			TOTAL COOLING CAPACITY (MBH)	SENSIBLE COOLING CAPACITY (MBH)	TOTAL HEATING CAPACITY (MBH)		VOLTAGE	PHASE	FREQUENCY	CFM	EXTERNAL STATIC PRESSURE (IN WG)	
FCU-W-1-1	TICKETING	MANAGER RM	36.0	27.5	40.0		120 V	1	60	1342 CFM	1.0	TRANE TPEFYP036MH142A

M - VRF AIR COOLED CONDENSING UNIT SCHEDULE															
DESIGNATION	SERVICE	LOCATION	TOTAL COOLING CAPACITY (MBH)	TOTAL HEATING CAPACITY (MBH)	COOLING EER	HEATING COP	ELECTRICAL				REFRIGERANT TYPE	DIMENSIONS			REMARKS
							VOLTAGE	PHASE	FREQUENCY	MCA		LENGTH (IN)	WIDTH (IN)	HEIGHT (IN)	
ACCU-W-1-1	TICKETING	ROOF	38	42	11.2	9.5	208 V	1	60	23 A	R410A	3' - 1"	1' - 1"	3' - 11 5/8"	216.1 TRANE AM036TXMDCH/AA

M - ELECTRIC BASEBOARD SCHEDULE											
DESIGNATION	SERVICE	LOCATION	ELECTRICAL				EB LENGTH	CONTROL BY	MANUFACTURER	MODEL NUMBER	REMARKS
			KW	VOLTAGE	# OF POLES	FREQUENCY					
EB-W-1-1	TICKETING	GROUND LEVEL	0.75	208 V	3	60	3' - 0"	THERMOSTAT	JAGA	TEMPO	

Owner
Storm King Art Center
1 Museum Road
New Windsor, NY 12553
+1 (845) 534-3115

Design Architect
heneghan peng architects
14-16 Lord Edward Street
Dublin, D02 YC63
+353 1 633 9000

Executive Architect
WXY Architecture + Urban Design
224 Centre Street, 5th Floor
New York, NY 10013
+1 (212) 219-1953

Landscape Architect
Gustafson Porter + Bowman
1 Cobham Mews
London, MW1 9SB
+44 020 7284 8950

Reed Hilderbrand LLC
33 Whitney Avenue, 3rd Floor
New Haven, CT 06510
+1 (617) 923-2422

Structural & Lighting
ARUP
77 Water Street
New York, NY 10005
+1 (212) 896-3000

MEPF & IT
BuroHappold
100 Broadway #23
New York, NY 10005
+1 (212) 616-0228

Civil
VHB
100 Great Oaks Blvd., Suite 118
Albany, NY 12203
+1 (518) 389-3606

AV & Acoustics
LSTN Consultants
76 Beaver Street, 2nd Floor
New York, NY 10005
+1 (347) 788-0810

Facade
Front Inc.
100 E. Broadway Street, #501
New York, NY 10002
+1 (212) 242-2220

Key Plan

Description	Date
50% Design Development	02/24/20
100% Design Development	05/29/20
50% Construction Documents	11/06/20

Project

Storm King
Art Center

Welcome
Pavilions

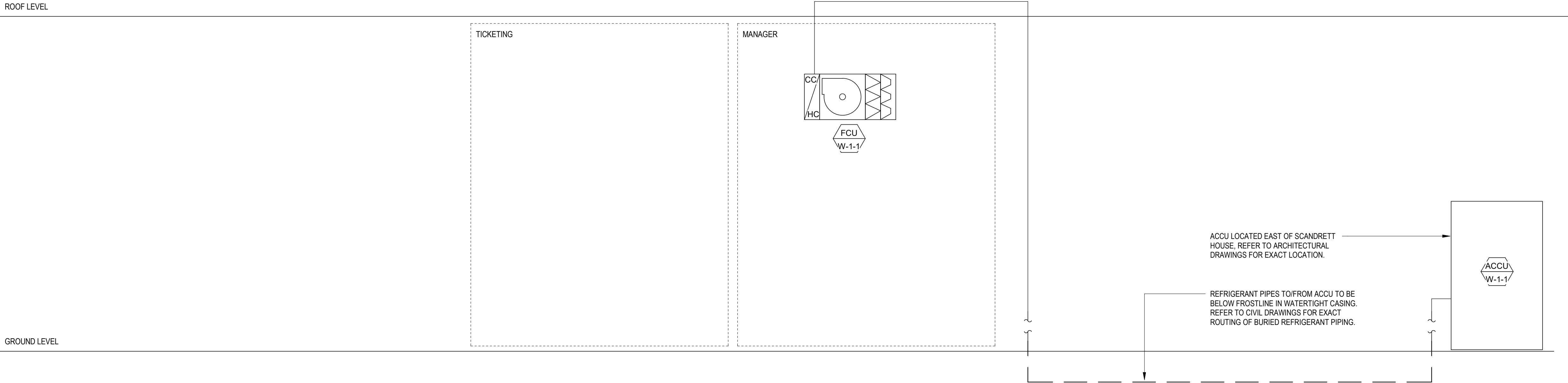
Seal

NOT FOR CONSTRUCTION
Drawing Title
Welcome -
Mechanical
Schedules

Date	11/06/20
Scale	Not to Scale
Drawing Number	M-W-601
Sheet Size	ARCH D

GENERAL NOTES

SINGLE LINES ARE INTENDED TO SHOW CONNECTIVITY OF REFRIGERANT SYSTEM. EACH LINE REPRESENTS 3X REFRIGERANT PIPES. MODE CONTROL UNIT (MCU) LAYOUT IS PRELIMINARY AND SUBJECT TO MANUFACTURER REQUIREMENTS.



Owner
Storm King Art Center
1 Museum Road
New Windsor, NY 12553
+1 (845) 534-3115

Design Architect
heneghan peng architects
14-16 Lord Edward Street
Dublin, D02 YC63
+353 1 633 9000

Executive Architect
WXY Architecture + Urban Design
224 Centre Street, 5th Floor
New York, NY 10013
+1 (212) 219-1953

Landscape Architect
Gustafson Porter + Bowman
1 Cobham Mews
London, MW1 9SB
+44 020 7284 8950

Reed Hilderbrand LLC
33 Whitney Avenue, 3rd Floor
New Haven, CT 06510
+1 (617) 923-2422

Structural & Lighting
ARUP
77 Water Street
New York, NY 10005
+1 (212) 896-3000

MEPF & IT
BuroHappold
100 Broadway #23
New York, NY 10005
+1 (212) 616-0228

Civil
VHB
100 Great Oaks Blvd., Suite 118
Albany, NY 12203
+1 (518) 389-3606

AV & Acoustics
LSTN Consultants
76 Beaver Street, 2nd Floor
New York, NY 10005
+1 (347) 788-0810

Facade
Front Inc.
100 E. Broadway Street, #501
New York, NY 10002
+1 (212) 242-2220

Key Plan

Description	Date
100% Design Development	05/29/20
50% Construction Documents	11/06/20

Project

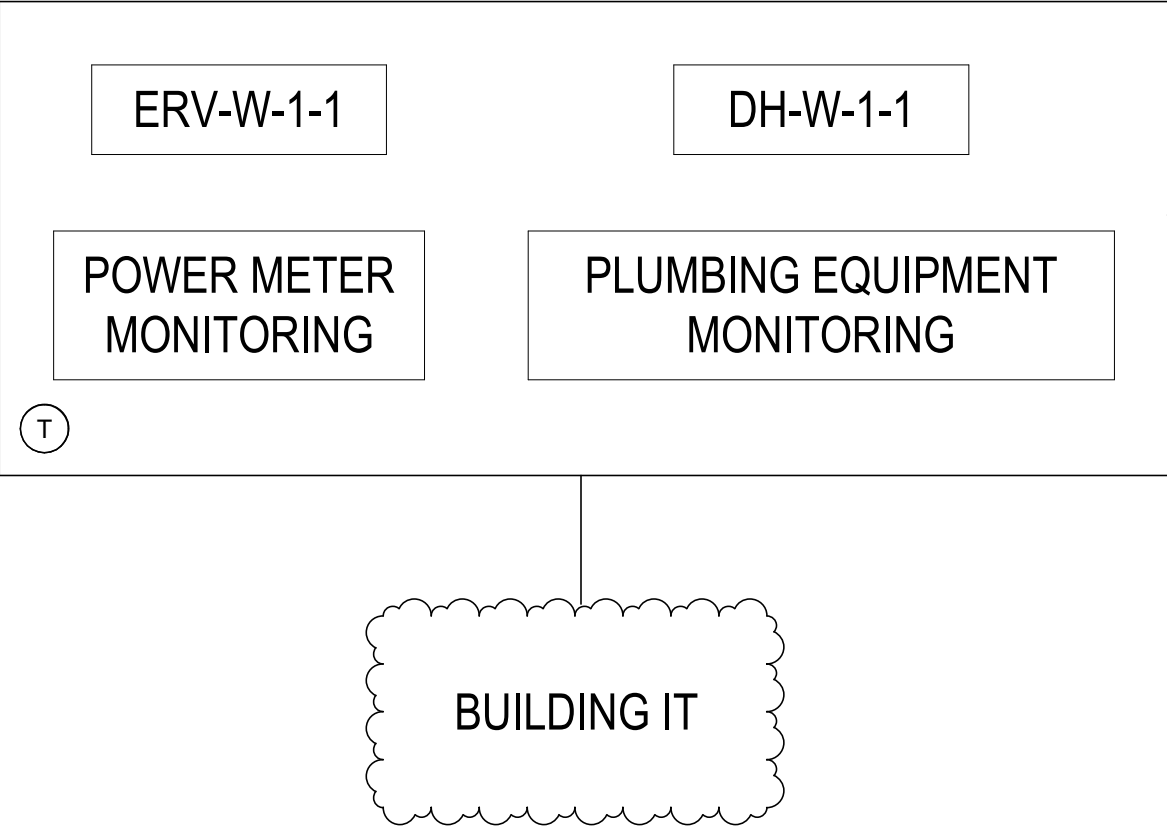
Storm King Art Center Welcome Pavilions

Seal

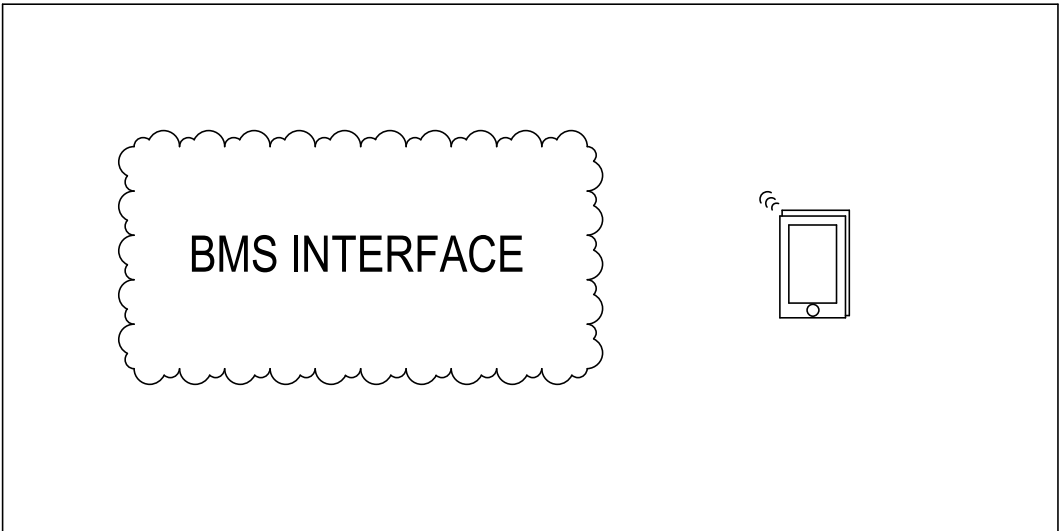
NOT FOR CONSTRUCTION
Drawing Title
Refrigerant Riser

Date	11/06/20
Scale	Not to Scale
Drawing Number	M-W-703
Sheet Size	ARCH D

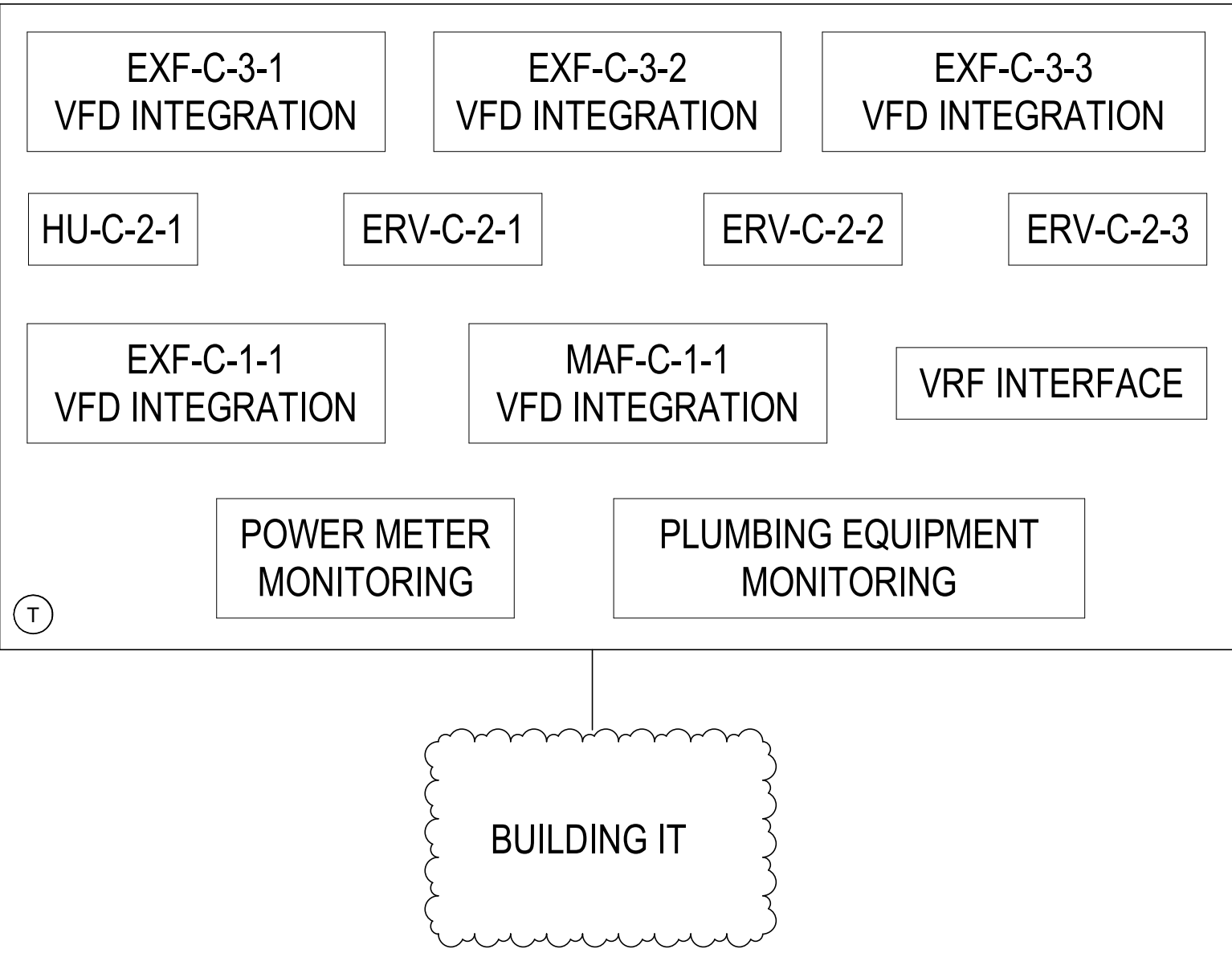
WELCOME PAVILIONS



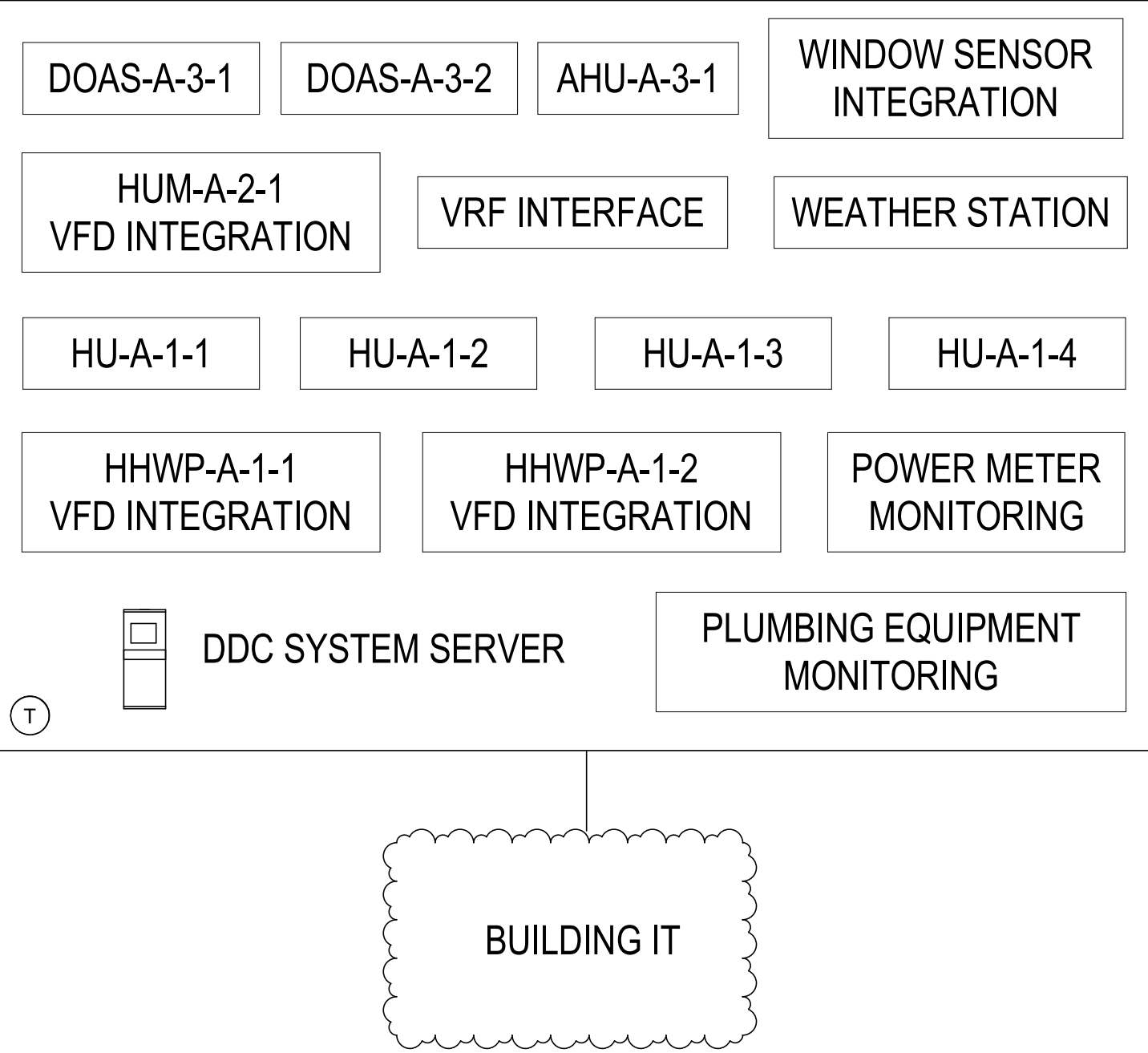
INTERNET ACCESS TO BMS INTERFACE



CONSERVATION, FABRICATION & MAINTENANCE BUILDING



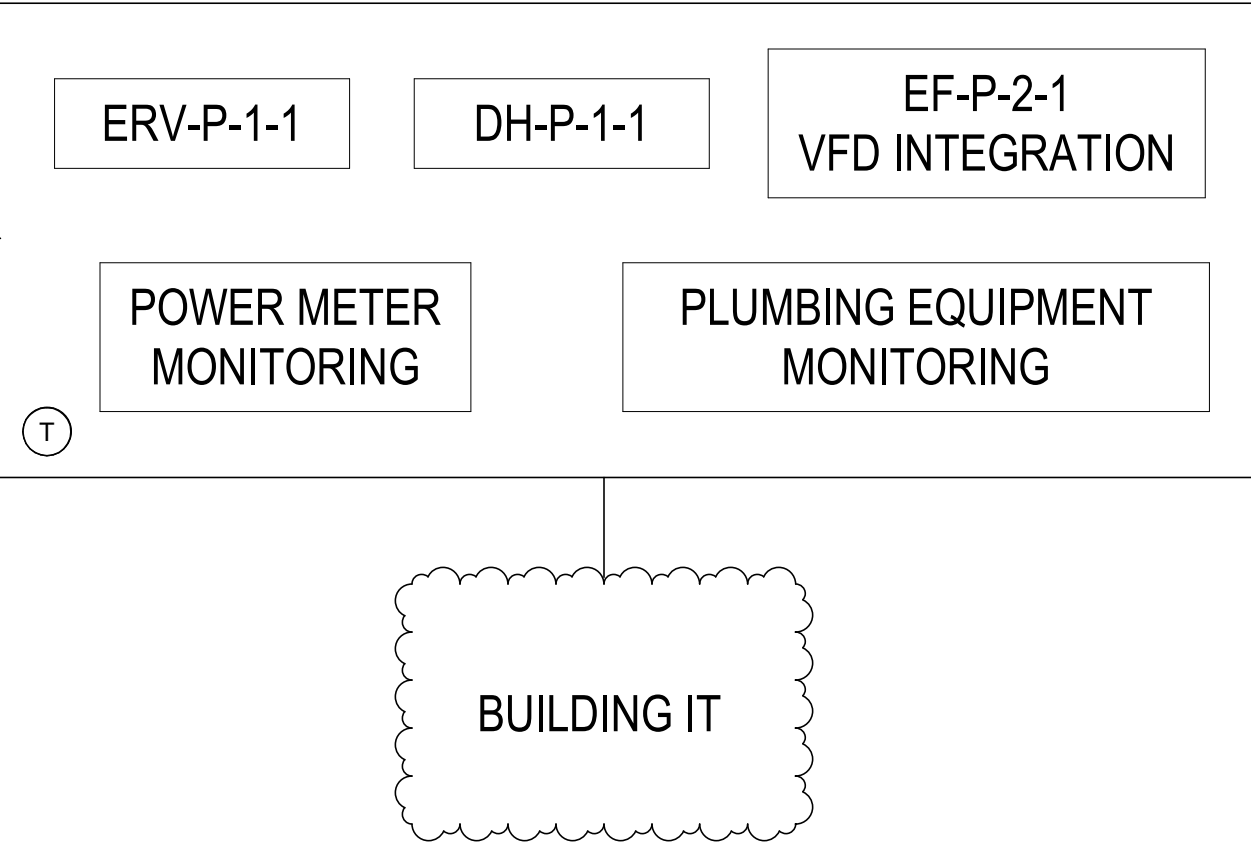
ADMINISTRATION BUILDING



BMS ALARMS / MODES

- FREEZE PROTECTION
- HIGH/LOW SPACE TEMPERATURE
- FILTER STATUS
- UNIT FAILURE
- ONLINE/OFFLINE
- OCCUPIED/UNOCCUPIED
- MORNING WARMUP/COOLDOWN
- HIGH/LOW DISCHARGE AIR TEMPERATURE
- VFD FAILURE
- HIGH/LOW CO2

POND PAVILION



Owner

Storm King Art Center
1 Museum Road
New Windsor, NY 12553
+1 (845) 534-3115

Design Architect

Heneghan Peng Architects
14-16 Lord Edward Street
Dublin, D02 YC63
+353 1 633 9000

Executive Architect

WXY Architecture + Urban Design
224 Centre Street, 5th Floor
New York, NY 10013
+1 (212) 219-1953

Landscape Architect

Gustafson Porter + Bowman
1 Cobham Mews
London, MW1 9SB, UK
+44 020 7284 8950

Structural & Lighting

ARUP
77 Water Street
New York, NY 10005
+1 (212) 896-3000

MEP/FP & Sustainability

BuroHappold
100 Broadway #23
New York, NY 10005
+1 (212) 616-0228

Civil

VHB
100 Great Oaks Blvd., Suite 118
Albany, NY 12203
+1 (518) 389-3606

Key Plan

Description	Date
50% Construction Documents	11/06/20

Project

Storm King Art Center

Welcome Pavilions

1 Museum Rd.
New Windsor, NY 12553

Seal

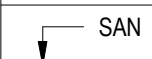
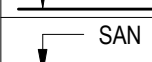
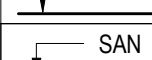



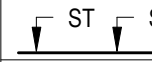
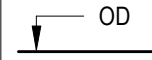


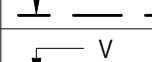

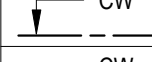
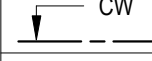
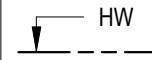
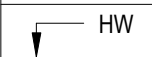
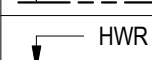
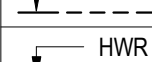
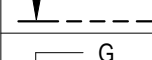

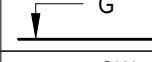
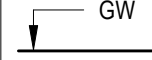
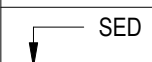
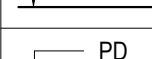

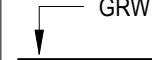
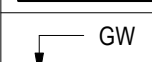




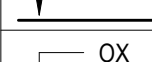



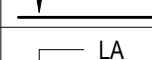
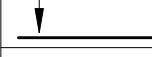


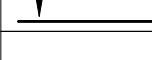
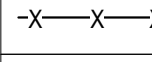

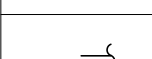

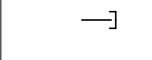
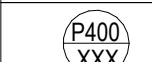
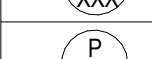


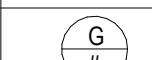
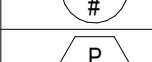
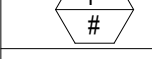


NOT FOR CONSTRUCTION

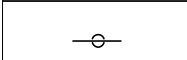
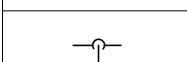

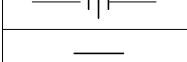

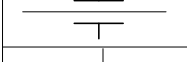
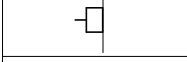
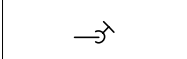



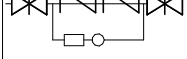

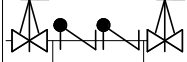
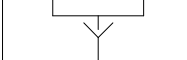

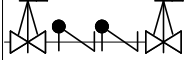

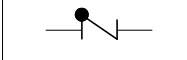

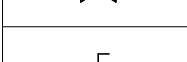

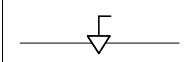


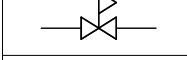

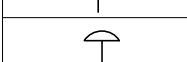

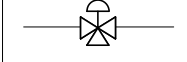

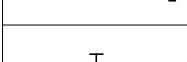
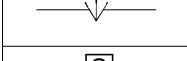
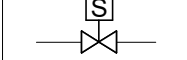

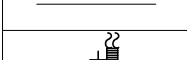

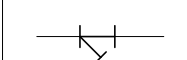
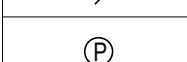
Drawing Title

Site Controls Plan

Date	11/06/20
Scale	As indicated
Drawing Number	M-W-900
Sheet Size	ARCH D

ABBREVIATIONS			
AD	AREA DRAIN	KS	KITCHEN SINK
BFP	BACKFLOW PREVENTOR	L	LEADER
BT	BATHTUB	LAV	LAVATORY
CI	CAST IRON	LP	LOW PRESSURE
CL	CENTER LINE	MAX	MAXIMUM
CLG	CEILING	MIN	MINIMUM
CO	CLEANOUT	MGCV	MASTER GAS CONTRAL VALVE
CODP	CLEANOUT DECK PLATE	MICV	METER INLET CONTROL VALVE
COWP	CLEAN OUT WALL PLATE	MS	MOP SINK
COL	COLUMN	NFWH	NON-FREEZE WALL HYDRANT
CP	CONTROL PANEL	NIC	NOT IN CONTRACT
CW	COLD WATER	NTS	NOT TO SCALE
DCV	DOUBLE CHECK VALVE	OD	OVERFLOW DRAIN
DCDA	DOUBLE CHECK DETECTOR ASSEMBLY	OS&Y	OUTSIDE SCREW & YOKE
DF	DRINKING FOUNTAIN	PG	PRESSURE GAUGE
DFU	DRAINAGE FIXTURE UNIT	PLMB	PLUMBING
DIA	DIAMETER	PO	PLUGGED OUTLET
DN	PIPE DOWN THRU FLOOR	POE	POINT OF ENTRY
DR	DRAIN	PS	PANTRY SINK
DW	DISH WASHER	RD	ROOF DRAIN
DWG	DRAWING	REF	REFRIGERATOR
EL	ELEVATION	RPZ	REDUCED PRESSURE ZONE
ELEC	ELECTRIC	RM	ROOM
ETBR	EXISTING TO BE REMOVED	S	SOIL
ETR	EXISTING TO REMAIN	SA	SHOCK OBSORBER
EW	ELECTRIC WATER COOLER	SS, SAN	SANITARY
EW	ELECTRIC WATER HEATER	ST	STORM DRAIN
EXIST	EXISTING	SE	SEWAGE EJECTOR
F	FIRE SERVICE	SP	SUMP PUMP
FAI	FRESH AIR INTAKE	SH	SHOWER
FD	FLOOR DRAIN	SPEC	SPECIFICATIONS
FFD	FUNNEL FLOOR DRAIN	SQ. FT.	SQUARE FEET
FL	FLOOR	TD	TRENCH DRAIN
FU	FIXTURE UNIT	TMV	THERMOSTATIC MIXING VALVE
FS	FLOOR SINK	TR	TRAP
G	GAS	TYP	TYPICAL
GAL	GALLON	UR	URINAL
GC	GENERAL CONTRACTOR	V	VENT
GI	GREASE INTERCEPTOR	VTR	VENT THROUGH ROOF
GM	GAS METER	VB	VACUUM BREAKER
GV	GATE VALVE	W	WASTE
GW	GRAY WASTE	WC	WATER CLOSET
HB	HOSE BIB	WH	WALL HUNG
HC	HANDICAPPED	WHA	WATER HAMMER ARRESTER
HVAC	HEATING, VENTILATION & AIR CONDITIONING	WSFU	WATER SUPPLY FIXTURE UNIT
HW	HOT WATER		
HWH	HOT WATER HEATER		
HWR	HOT WATER RETURN		
IG	IRRIGATION PIPING		
IE	INVERT ELEVATION		
IW	INDIRECT WASTE		
JS	JANITOR SINK		

PLUMBING SYMBOLS				
SYMBOL	DESCRIPTION			
	PROPOSED	SANITARY PIPING BELOW GRADE		
	EXISTING			
	PROPOSED	SANITARY WASTE (S OR W)		
	EXISTING			
	PROPOSED	STORM DRAINAGE (ST)		
	EXISTING			
	PROPOSED	OVERFLOW STORM DRAINAGE		
	EXISTING			
	PROPOSED	VENT		
	EXISTING			
	PROPOSED	DOMESTIC COLD WATER		
	EXISTING			
	PROPOSED	DOMESTIC HOT WATER		
	EXISTING			
	PROPOSED	DOMESTIC HOT WATER RETURN		
	EXISTING			
	PROPOSED	NATURAL GAS		
	EXISTING			
	RAINWATER REUSE			
	SEWAGE EJECTOR DISCHARGE			
	PUMP DISCHARGE PIPING			
	GRAY WATER (LA ONLY)			
	GREASE WASTE			
	SOFTENED WATER			
	PURIFIED WATER			
	COMPRESSED AIR			
	OXYGEN			
	NITROGEN			
	LAB VACUUM			
	LAB AIR			
	LAB GAS			
	TEPID WATER			
	REMOVE EXISTING PIPING			
	PIPING WITH ELECTRIC TRACE HEATING			
	PIPING INTERRUPTED OR TO BE CONTINUED			
	CAP OR END OF PIPE			
	SECTION SHEET No. SECTION NUMBER			
	SYSTEM DESCRIPTION RISER NUMBER	PLUMBING RISER		
	SYSTEM DESCRIPTION RISER NUMBER	STORM RISER		
	SYSTEM DESCRIPTION RISER NUMBER	GAS RISER		
	EQUIPMENT DESCRIPTION EQUIPMENT NUMBER	EQUIPMENT REFERENCE		
	POINT OF DISCONNECT			
	CONNECT NEW TO EXISTING			
	HOT WATER BALANCING ASSEMBLY			
	CLEANOUT			
	CLEANOUT DECK PLATE			
	DRAIN			
	HOUSE TRAP			
	P-TRAP			
	SHOCK ABSORBER			
	TRAP PRIMER			
	ARROW INDICATES DIRECTION OF FLOW			
	ELBOW UP OR RISE			
	ELBOW DN OR DROP			

PLUMBING SYMBOLS	
SYMBOL	DESCRIPTION
	BOTTOM CONNECTION
	TOP CONNECTION
	UNION SCREWED
	PIPE SLEEVE
	WATERPROOF PIPE SLEEVE
	NON FREEZE WALL HYDRANT
	VALVE ON PIPE RISE
	BACK FLOW PREVENTER
	DOUBLE CHECK DETECTOR ASSEMBLY (FIRE PROTECTION)
	REDUCED PRESSURE ZONE VALVE ASSEMBLY (FIRE PROTECTION)
	DOUBLE CHECK ASSEMBLY (FIRE PROTECTION)
	CHECK VALVE
	GATE VALVE
	BALL VALVE
	GAS VALVE
	GLOBE VALVE
	PRESSURE REDUCING VALVE
	TEMPERATURE & PRESSURE RELIEF VALVE
	PRESSURE REGULATING VALVE
	THERMOSTATIC MIXING VALVE
	VALVED CAPPED OUTET
	CURB VALVE
	SOLENOID VALVE
	OUTSIDE STEM AND YOKE VALVE
	OUTSIDE STEM AND YOKE VALVE W/ TAMPER SWITCH
	STRAINER
	PRESSURE GAUGE
	HOSE BIB
	VACUUM BREAKER
	THERMOMETER
	PUMP
	CIRCULATOR PUMP
	SCHEMATIC PUMP
	FLOOR SINK
	VENT THRU ROOF
	METER
	FILTER
	FAI
	VENT INCREASER

Owner
Storm King Art Center
1 Museum Road
New Windsor, NY 12553
+1 (845) 534-3115

Design Architect
heneghan peng architects
14-16 Lord Edward Street
Dublin, D02 YC63
+353 1 633 9000

Executive Architect
WXY Architecture + Urban Design
224 Centre Street, 5th Floor
New York, NY 10013
+1 (212) 219-1953

Landscape Architect
Gustafson Porter + Bowman
1 Cobham Mews
London, MW1 9SB
+44 020 7284 8950

Reed Hilderbrand LLC
33 Whitney Avenue, 3rd Floor
New Haven, CT 06510
+1 (617) 923-2422

Structural & Lighting
ARUP
77 Water Street
New York, NY 10005
+1 (212) 896-3000

MEPF & IT
BuroHappold
100 Broadway #23
New York, NY 10005
+1 (212) 616-0228

Civil
VHB
100 Great Oaks Blvd., Suite 118
Albany, NY 12203
+1 (518) 389-3606

AV & Acoustics
LSTN Consultants
76 Beaver Street, 2nd Floor
New York, NY 10005
+1 (347) 788-0810

Facade
Front Inc.
100 E. Broadway Street, #501
New York, NY 10002
+1 (212) 242-2220

Key Plan

Description	Date
50% Design Development	02/24/20
100% Design Development	05/29/20
50% Construction Documents	11/06/20

Project

Storm King Art Center

Welcome Pavilions

Seal

NOT FOR CONSTRUCTION
Drawing Title
Abbreviations,
Symbols, and
Legends

Date	11/06/20
Scale	Not to Scale
Drawing Number	P-W-001
Sheet Size	ARCH D

PLUMBING NOTES:

- CONTRACTOR SHALL VERIFY ALL DIMENSIONS AND JOB CONDITIONS AND SHALL REPORT TO ENGINEER ANY DISCREPANCIES OR OMISSIONS THAT WOULD INTERFERE WITH SATISFACTORY COMPLETION OF THE WORK.
- CONTRACTOR SHALL VISIT THE JOB SITE AND THOROUGHLY FAMILIARIZE THEMSELVES WITH ALL EXISTING CONDITIONS PRIOR TO THE BEGINNING OF CONSTRUCTION.
- ALL WORK SHALL BE PERFORMED BY A LICENSED PLUMBING CONTRACTOR IN A FIRST CLASS WORKPERSON LIKE MANNER. THE COMPLETED SYSTEM SHALL BE FULLY OPERATIVE AND FUNCTIONAL.
- NOTIFY BUILDING MANAGER AT LEAST 48 HOURS BEFORE NEW WORK OR BEFORE SHUT DOWN OF EXISTING SERVICES. RISER SHUT DOWNS SHALL BE PERFORMED AT TENANT'S COST, AT DESIGNATED TIMES UNDER BUILDING MANAGER'S SUPERVISION AND ONLY WITH THEIR APPROVAL.
- CONTRACTOR SHALL BE RESPONSIBLE FOR ARRANGING WITH BUILDING MANAGEMENT FOR HANDLING MATERIALS, AS WELL AS FOR ALLOWABLE WORKING HOURS AND DELIVERIES.
- PLUMBING CONTRACTOR SHALL COORDINATE ALL WORK WITH RESPECT TO ALL OTHER TRADES, INCLUDING STRUCTURE AND CEILING HEIGHTS. CONTRACTOR SHALL COORDINATE ALL WORK WITH ARCHITECTURAL LAYOUTS, INCLUDING CEILING HEIGHTS.
- CONTRACTOR SHALL SUBMIT ALL SHOP DRAWINGS AND MANUFACTURERS' CUTS AND SAMPLES TO ARCHITECT PRIOR TO COMMENCEMENT OF SUCH WORK.
- CONTRACT DRAWINGS ARE NOT TO BE SCALED.
- CONTRACTOR SHALL COMPLY WITH ALL NEW YORK STATE AND LOCAL BUILDING DEPARTMENT AND REGULATORY AGENCIES AND CODE REQUIREMENTS. BE RESPONSIBLE FOR SECURING ALL NECESSARY PERMITS AND APPROVALS OF ALL TRADES.
- CONTRACTOR SHALL CARRY AND DOCUMENT LIABILITY, ACCIDENT AND PROPERTY DAMAGE INSURANCE AS REQUIRED BY COOPERATIVE CORPORATION AND OBSERVE THEIR PERMITTED HOURS FOR WORK.
- CONTRACTOR SHALL EXERCISE EXTREME CARE IN PROTECTING AREAS ADJACENT TO CONSTRUCTION AREAS. SHALL FULLY PROTECT THEM FROM ANY DAMAGE RESULTING FROM CONTRACTORS' WORKPERSONS. SUBCONTRACTORS OR AGENTS, AND SHALL BE RESPONSIBLE FOR REPAIRING, CLEANING OR REPLACING ANY SUCH DAMAGE.
- ALL DIMENSIONS GIVEN ARE FINISH DIMENSIONS UNLESS OTHERWISE STATED.
- REFER TO ARCHITECTURAL DRAWINGS FOR DIMENSIONS UNLESS SPECIFICALLY STATED OTHERWISE. CONTRACTOR SHALL FURNISH ALL LABOR, MATERIALS, APPURTENANCES, EQUIPMENT AND SERVICES TO COMPLETE ALL WORK AS INDICATED ON DRAWINGS AND/OR SPECIFIED ON NOTES.
- UNLESS SPECIFICALLY STATED OTHERWISE, CONTRACTOR SHALL FOLLOW MANUFACTURERS' DIRECTIONS WITH APPLICABLE CODES, INSTRUCTIONS AND RECOMMENDATIONS FOR ALL MATERIALS AND PROCESSES USED IN THIS CONTRACT. PROVIDE ALL FITTINGS, TRANSITIONS, VALVES, AND OTHER DEVICES REQUIRED FOR A COMPLETE WORKABLE INSTALLATION.
- UPON COMPLETION OF THE WORK, COMPLETELY CLEAN THE CONSTRUCTION AREA SUITABLE FOR THE OWNER'S USE, INCLUDING REMOVAL OF ALL LABELS (AFTER ARCHITECT'S INSPECTION), CLEANING OF ALL THE EQUIPMENT, CONSTRUCTION WORK, WINDOWS AND OTHER WORK, NEW AND OLD, IN THAT CONSTRUCTION AREA. MAINTENANCE MANUAL SHALL BE PROVIDED TO THE OWNER.
- BUILDING DEPARTMENT APPROVED PLANS SHALL BE TURNED OVER TO OWNER AT THE COMPLETION OF THE JOB.
- AT THE FINAL COMPLETION OF THE JOB, CONTRACTOR SHALL SUBMIT TO THE OWNER AND TO ENGINEER A NOTARIZED AFFIDAVIT STATING COMPLIANCE WITH ALL PROVISIONS OF THIS CONTRACT, INCLUDING ALL NOTES, EXCEPT FOR THOSE CHANGES SPECIFICALLY APPROVED IN WRITING BY THE ARCHITECT.
- VACUUM BREAKER AND RELATED PIPING SHALL BE INSTALLED BEHIND WALL. PROVIDE AN ACCESS PANEL TO THE VACUUM BREAKER. ALL EXPOSED PIPING AT THE PANTRY SHALL BE STEEL WITH CHROME PLATED FINISH.
- CONTRACTOR SHALL GUARANTEE ALL WORK PERFORMED UNDER THIS CONTRACT FOR ONE YEAR, STARTING FROM DATE OF FINAL COMPLETION OF ALL WORK.
- PROVIDE CLEANOUTS FOR CHANGES IN DIRECTION FOR ALL SANITARY PIPING.
- CONTRACTOR SHALL COORDINATE ALL FLOOR CORING SLEEVES AND FLOOR OPENINGS WITH STRUCTURAL DRAWINGS.
- ALL PIPING PENETRATIONS THROUGH WALLS OR CEILINGS SHALL BE PROVIDED WITH APPROPRIATE FIRE RETARDANT SEALANT AND ESCUTCHEONS.
- PLUMBING CONTRACTOR SHALL OBTAIN THE BUILDINGS RULES AND REGULATIONS PRIOR TO BID AND SHALL MEET ALL REQUIREMENTS. NO EXTRA MONEY WILL BE AWARDED FOR ANY WORK PERFORMED AND MATERIAL PURCHASED THAT DOES NOT MEET THE REQUIREMENTS.
- ALL FIXTURES MUST BE PROVIDED WITH READILY ACCESSIBLE STOPS AND APPROPRIATELY MARKED ACCESS PANELS. COORDINATE LOCATIONS WITH GENERAL CONTRACTOR PRIOR TO INSTALLATION.
- PLATFORMS, CURBS, AND FLASHINGS FOR PLUMBING EQUIPMENT SHALL BE AS INDICATED ON THE STRUCTURAL AND ARCHITECTURAL PLANS, UNLESS NOTED OTHERWISE. COORDINATE EXACT SIZES OF REQUIRED OPENINGS AND SUPPORTS FOR FURNISHED EQUIPMENT.
- PROVIDE DRAIN DRIP PANS UNDER ALL PLUMBING DRAINAGE PIPING TO BE INSTALLED WITHIN THE ELECTRICAL AND TELEPHONE EQUIPMENT, KITCHEN, PANTRY OR FOOD PREPARATION AND DINING ROOM CEILINGS. PROVIDE TELL TALE DRAINAGE PIPE AND SPILL OVER CLOSET FLOOR DRAIN OR SERVICE SINK.
- PROVIDE ACCESS DOORS FOR SHUTOFF VALVES, SHOCK ABSORBERS, HOT WATER RETURN BALANCING RISERS, TRAP PRIMERS AND CLEANOUTS.
- CONTRACTOR TO VERIFY SYSTEM WORKING PRESSURE AND PROVIDE PRESSURE REDUCING VALVES WHERE APPLICABLE.
- CONTRACTOR TO PROVIDE SHOCK ABSORBERS PRIOR TO ALL QUICK CLOSING VALVES.

Owner

Storm King Art Center
1 Museum Road
New Windsor, NY 12553
+1 (845) 534-3115

Design Architect

heneghan peng architects
14-16 Lord Edward Street
Dublin, D02 YC63
+353 1 633 9000

Executive Architect

WXY Architecture + Urban Design
224 Centre Street, 5th Floor
New York, NY 10013
+1 (212) 219-1953

Landscape Architect

Gustafson Porter + Bowman
1 Cobham Mews
London, MW1 9SB
+44 020 7284 8950

Reed Hilderbrand LLC
33 Whitney Avenue, 3rd Floor
New Haven, CT 06510
+1 (617) 923-2422

Structural & Lighting

ARUP
77 Water Street
New York, NY 10005
+1 (212) 896-3000

MEPF & IT

BuroHappold
100 Broadway #23
New York, NY 10005
+1 (212) 616-0228

Civil

VHB
100 Great Oaks Blvd., Suite 118
Albany, NY 12203
+1 (518) 389-3606

AV & Acoustics

LSTN Consultants
76 Beaver Street, 2nd Floor
New York, NY 10005
+1 (347) 788-0810

Facade

Front Inc.
100 E. Broadway Street, #501
New York, NY 10002
+1 (212) 242-2220

Key Plan

Description	Date
50% Design Development	02/24/20
100% Design Development	05/29/20
50% Construction Documents	11/06/20

Project

Storm King Art Center Welcome Pavilions

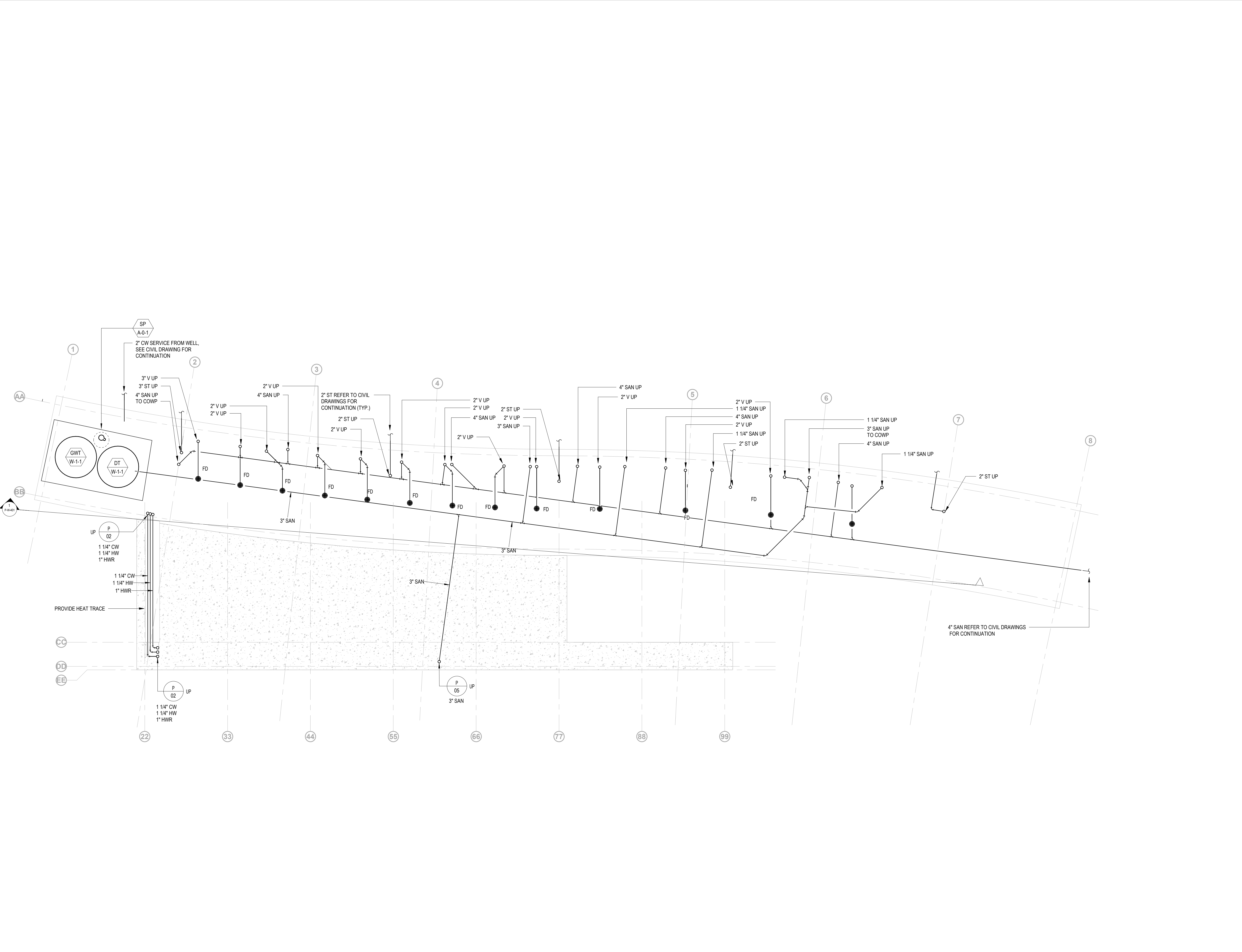
Seal

NOT FOR CONSTRUCTION

Drawing Title

General Notes

Date	11/06/20
Scale	Not to Scale
Drawing Number	P-W-002
Sheet Size	ARCH D



Owner
Storm King Art Center
1 Museum Road
New Windsor, NY 12553
+1 (845) 534-3115

Design Architect
heneghan peng architects
14-16 Lord Edward Street
Dublin, D02 YC63
+353 1 633 9000

Executive Architect
WXY Architecture + Urban Design
224 Centre Street, 5th Floor
New York, NY 10013
+1 (212) 219-1953

Landscape Architect
Gustafson Porter + Bowman
1 Cobham Mews
London, MW1 9SB
+44 020 7284 8950

Reed Hilderbrand LLC
33 Whitney Avenue, 3rd Floor
New Haven, CT 06510
+1 (617) 923-2422

Structural & Lighting
ARUP
77 Water Street
New York, NY 10005
+1 (212) 896-3000

MEPF & IT
BuroHappold
100 Broadway #23
New York, NY 10005
+1 (212) 616-0228

Civil
VHB
100 Great Oaks Blvd., Suite 118
Albany, NY 12203
+1 (518) 389-3606

AV & Acoustics
LSTN Consultants
76 Beaver Street, 2nd Floor
New York, NY 10005
+1 (347) 788-0810

Facade
Front Inc.
100 E. Broadway Street, #501
New York, NY 10002
+1 (212) 242-2220

Key Plan

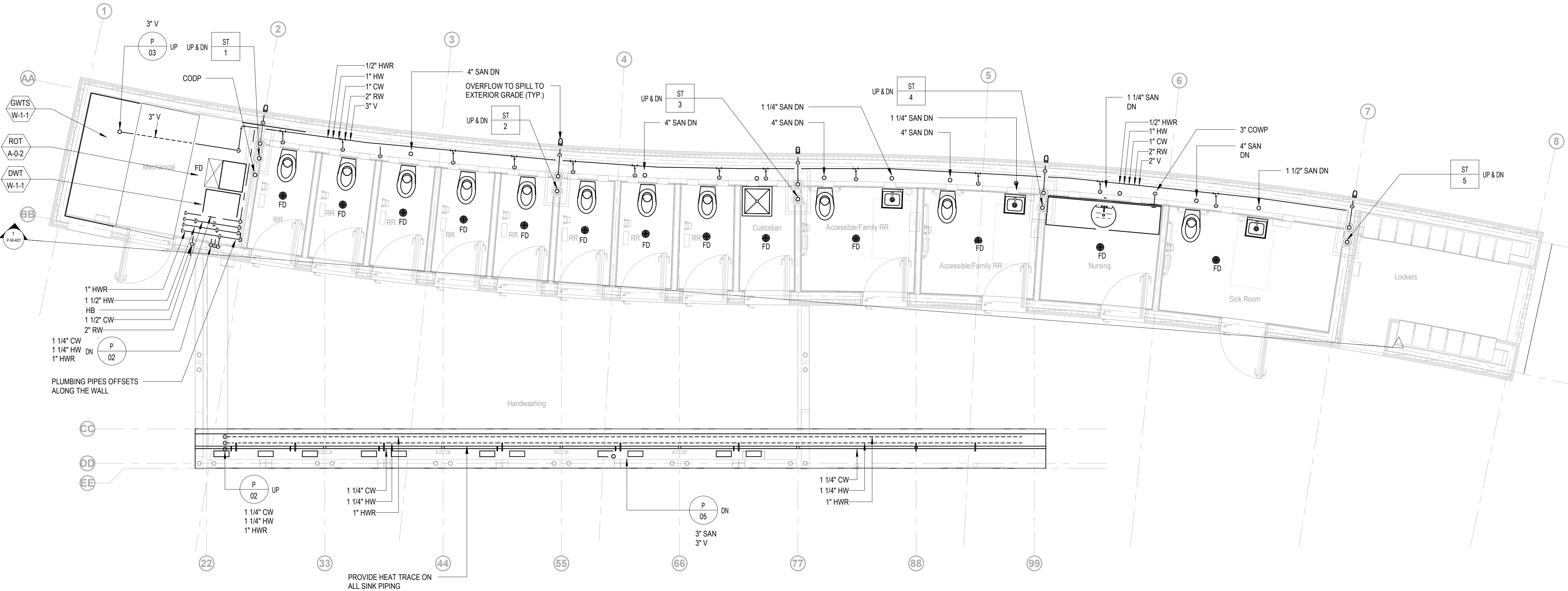
Description	Date
50% Design Development	02/24/20
100% Design Development	05/29/20
50% Construction Documents	11/06/20

Project
Storm King
Art Center
**Welcome
Pavilions**

Seal

NOT FOR CONSTRUCTION
Drawing Title
Restroom - Piping -
Underslab

Date	11/06/20
Scale	1/4" = 1'-0"
Drawing Number	P-W-100
Sheet Size	ARCH D



Owner
Storm King Art Center
1 Museum Road
New Windsor, NY 12553
+1 (845) 534-3115

Design Architect
heneghan peng architects
14-16 Lord Edward Street
Dublin, D02 YC63
+353 1 633 9000

Executive Architect
WXY Architecture + Urban Design
224 Centre Street, 5th Floor
New York, NY 10013
+1 (212) 219-1953

Landscape Architect
Gustafson Porter + Bowman
1 Cobham Mews
London, MW1 9SB
+44 020 7284 8950

Reed Hilderbrand LLC
33 Whitney Avenue, 3rd Floor
New Haven, CT 06510
+1 (617) 923-2422

Structural & Lighting
ARUP
77 Water Street
New York, NY 10005
+1 (212) 896-3000

MEPF & IT
BuroHappold
100 Broadway #23
New York, NY 10005
+1 (212) 616-0228

Civil
VHB
100 Great Oaks Blvd., Suite 118
Albany, NY 12203
+1 (518) 389-3606

AV & Acoustics
LSTN Consultants
76 Beaver Street, 2nd Floor
New York, NY 10005
+1 (347) 788-0810

Facade
Front Inc.
100 E. Broadway Street, #501
New York, NY 10002
+1 (212) 242-2220

Key Plan	
Description	Date
50% Design Development	02/24/20
100% Design Development	05/29/20
50% Construction Documents	11/06/20

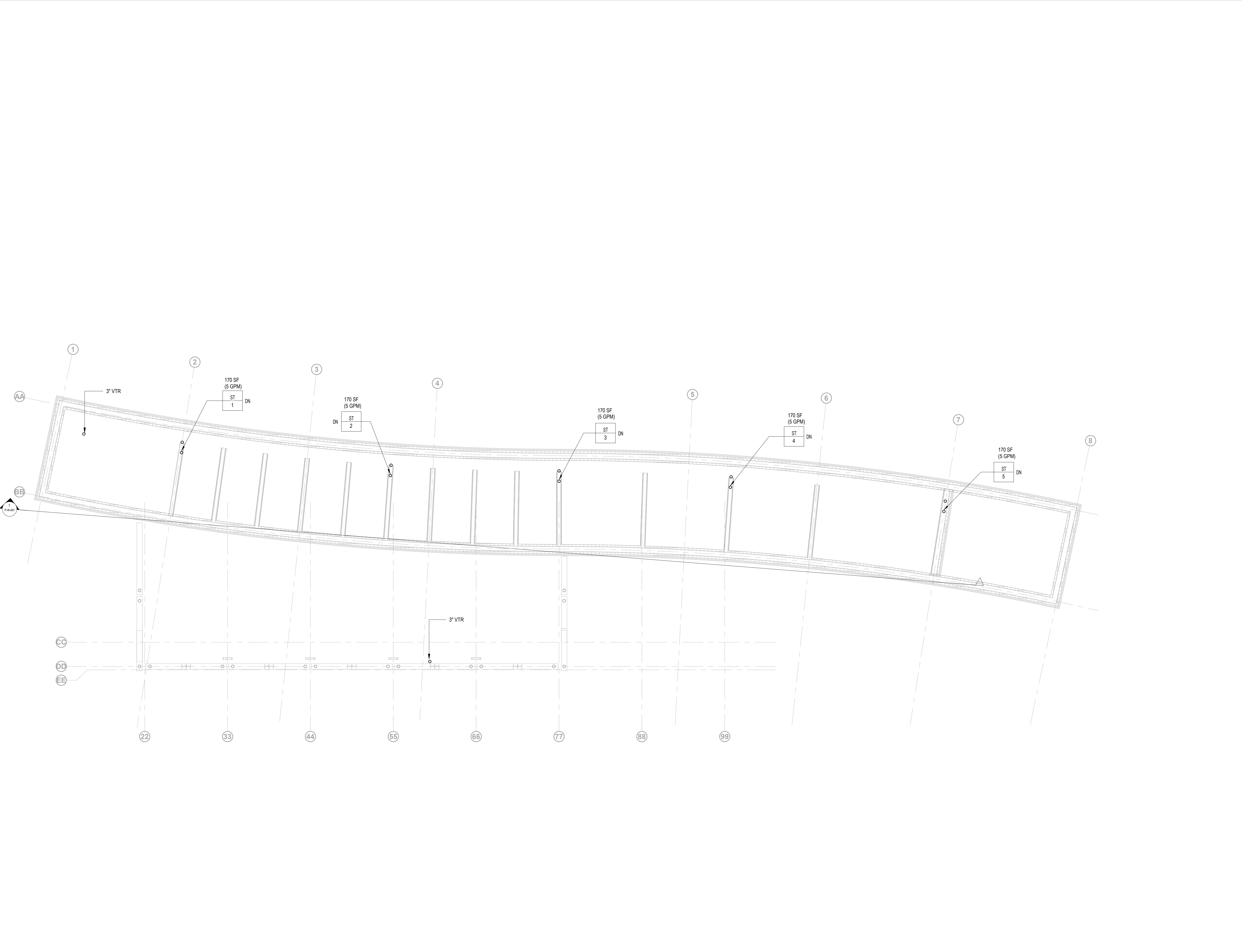
Project

Storm King Art Center Welcome Pavilions

Seal

NOT FOR CONSTRUCTION
Drawing Title
Restroom - Piping
Plan - Ground Level

Date	11/06/20
Scale	1/4" = 1'-0"
Drawing Number	P-W-101
Sheet Size	ARCH D



Owner
Storm King Art Center
1 Museum Road
New Windsor, NY 12553
+1 (845) 534-3115

Design Architect
heneghan peng architects
14-16 Lord Edward Street
Dublin, D02 YC63
+353 1 633 9000

Executive Architect
WXY Architecture + Urban Design
224 Centre Street, 5th Floor
New York, NY 10013
+1 (212) 219-1953

Landscape Architect
Gustafson Porter + Bowman
1 Cobham Mews
London, MW1 9SB
+44 020 7284 8950

Reed Hilderbrand LLC
33 Whitney Avenue, 3rd Floor
New Haven, CT 06510
+1 (617) 923-2422

Structural & Lighting
ARUP
77 Water Street
New York, NY 10005
+1 (212) 896-3000

MEPF & IT
BuroHappold
100 Broadway #23
New York, NY 10005
+1 (212) 616-0228

Civil
VHB
100 Great Oaks Blvd., Suite 118
Albany, NY 12203
+1 (518) 389-3606

AV & Acoustics
LSTN Consultants
76 Beaver Street, 2nd Floor
New York, NY 10005
+1 (347) 788-0810

Facade
Front Inc.
100 E. Broadway Street, #501
New York, NY 10002
+1 (212) 242-2220

Key Plan



Description	Date
50% Design Development	02/24/20
100% Design Development	05/29/20
50% Construction Documents	11/06/20

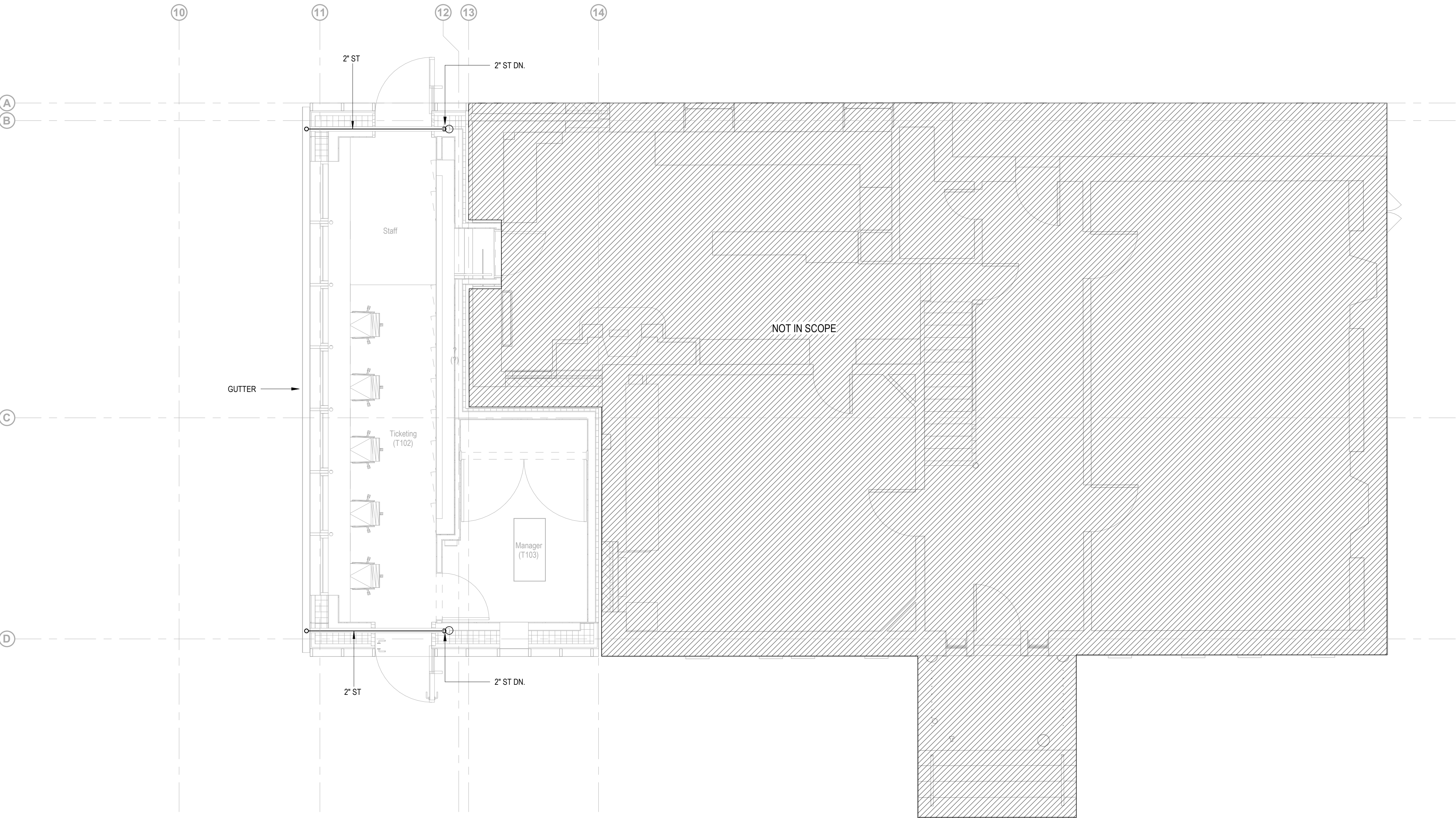
Project

Storm King
Art Center
Welcome
Pavilions

Seal

NOT FOR CONSTRUCTION
Drawing Title
Restroom - Piping
Plan - Roof Level

Date	11/06/20
Scale	1/4" = 1'-0"
Drawing Number	P-W-102
Sheet Size	ARCH D



Owner
Storm King Art Center
1 Museum Road
New Windsor, NY 12553
+1 (845) 534-3115

Design Architect
heneghan peng architects
14-16 Lord Edward Street
Dublin, D02 YC63
+353 1 633 9000

Executive Architect
WXY Architecture + Urban Design
224 Centre Street, 5th Floor
New York, NY 10013
+1 (212) 219-1953

Landscape Architect
Gustafson Porter + Bowman
1 Cobham Mews
London, MW1 9SB
+44 020 7284 8950

Reed Hilderbrand LLC
33 Whitney Avenue, 3rd Floor
New Haven, CT 06510
+1 (617) 923-2422

Structural & Lighting
ARUP
77 Water Street
New York, NY 10005
+1 (212) 896-3000

MEPF & IT
BuroHappold
100 Broadway #23
New York, NY 10005
+1 (212) 616-0228

Civil
VHB
100 Great Oaks Blvd., Suite 118
Albany, NY 12203
+1 (518) 389-3606

AV & Acoustics
LSTN Consultants
76 Beaver Street, 2nd Floor
New York, NY 10005
+1 (347) 788-0810

Facade
Front Inc.
100 E. Broadway Street, #501
New York, NY 10002
+1 (212) 242-2220

Key Plan



Description	Date
50% Design Development	02/24/20
50% Construction Documents	11/06/20

Project

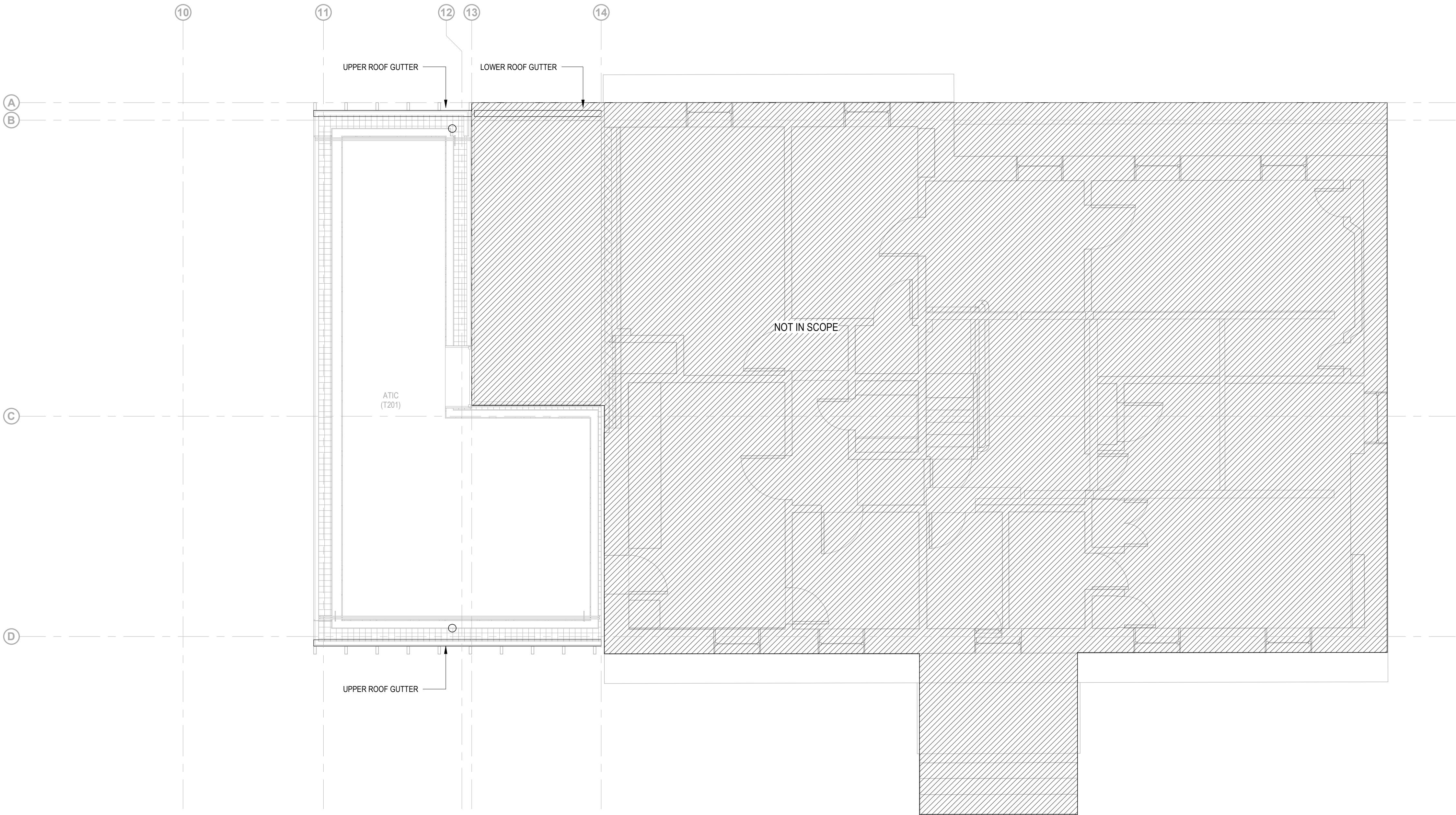
Storm King Art Center Welcome Pavilions

Seal

NOT FOR CONSTRUCTION

Drawing Title
Ticketing - Pipe Plan
- Ground Level

Date	11/06/20
Scale	1/4" = 1'-0"
Drawing Number	P-W-111
Sheet Size	ARCH D



Owner
Storm King Art Center
1 Museum Road
New Windsor, NY 12553
+1 (845) 534-3115

Design Architect
heneghan peng architects
14-16 Lord Edward Street
Dublin, D02 YC63
+353 1 633 9000

Executive Architect
WXY Architecture + Urban Design
224 Centre Street, 5th Floor
New York, NY 10013
+1 (212) 219-1953

Landscape Architect
Gustafson Porter + Bowman
1 Cobham Mews
London, MW1 9SB
+44 020 7284 8950

Reed Hilderbrand LLC
33 Whitney Avenue, 3rd Floor
New Haven, CT 06510
+1 (617) 923-2422

Structural & Lighting
ARUP
77 Water Street
New York, NY 10005
+1 (212) 896-3000

MEPF & IT
BuroHappold
100 Broadway #23
New York, NY 10005
+1 (212) 616-0228

Civil
VHB
100 Great Oaks Blvd., Suite 118
Albany, NY 12203
+1 (518) 389-3606

AV & Acoustics
LSTN Consultants
76 Beaver Street, 2nd Floor
New York, NY 10005
+1 (347) 788-0810

Facade
Front Inc.
100 E. Broadway Street, #501
New York, NY 10002
+1 (212) 242-2220

Key Plan



Description	Date
50% Construction Documents	11/06/20

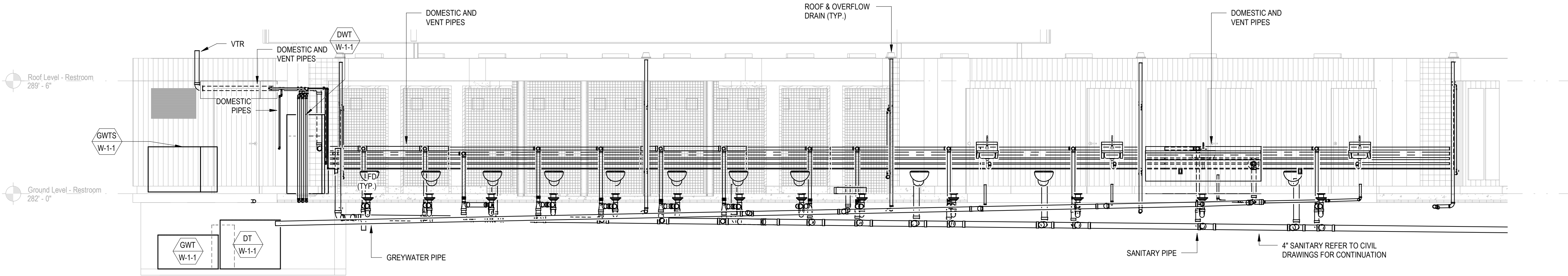
Project

Storm King Art Center Welcome Pavilions

Seal

NOT FOR CONSTRUCTION
Drawing Title
Ticketing - Pipe Plan
- Roof Level

Date	11/06/20
Scale	1/4" = 1'-0"
Drawing Number	P-W-112
Sheet Size	ARCH D



Owner
Storm King Art Center
1 Museum Road
New Windsor, NY 12553
+1 (845) 534-3115

Design Architect
heneghan peng architects
14-16 Lord Edward Street
Dublin, D02 YC63
+353 1 633 9000

Executive Architect
WXY Architecture + Urban Design
224 Centre Street, 5th Floor
New York, NY 10013
+1 (212) 219-1953

Landscape Architect
Gustafson Porter + Bowman
1 Cobham Mews
London, MW1 9SB
+44 020 7284 8950

Reed Hilderbrand LLC
33 Whitney Avenue, 3rd Floor
New Haven, CT 06510
+1 (617) 923-2422

Structural & Lighting
ARUP
77 Water Street
New York, NY 10005
+1 (212) 896-3000

MEPF & IT
BuroHappold
100 Broadway #23
New York, NY 10005
+1 (212) 616-0228

Civil
VHB
100 Great Oaks Blvd., Suite 118
Albany, NY 12203
+1 (518) 389-3606

AV & Acoustics
LSTN Consultants
76 Beaver Street, 2nd Floor
New York, NY 10005
+1 (347) 788-0810

Facade
Front Inc.
100 E. Broadway Street, #501
New York, NY 10002
+1 (212) 242-2220

Key Plan

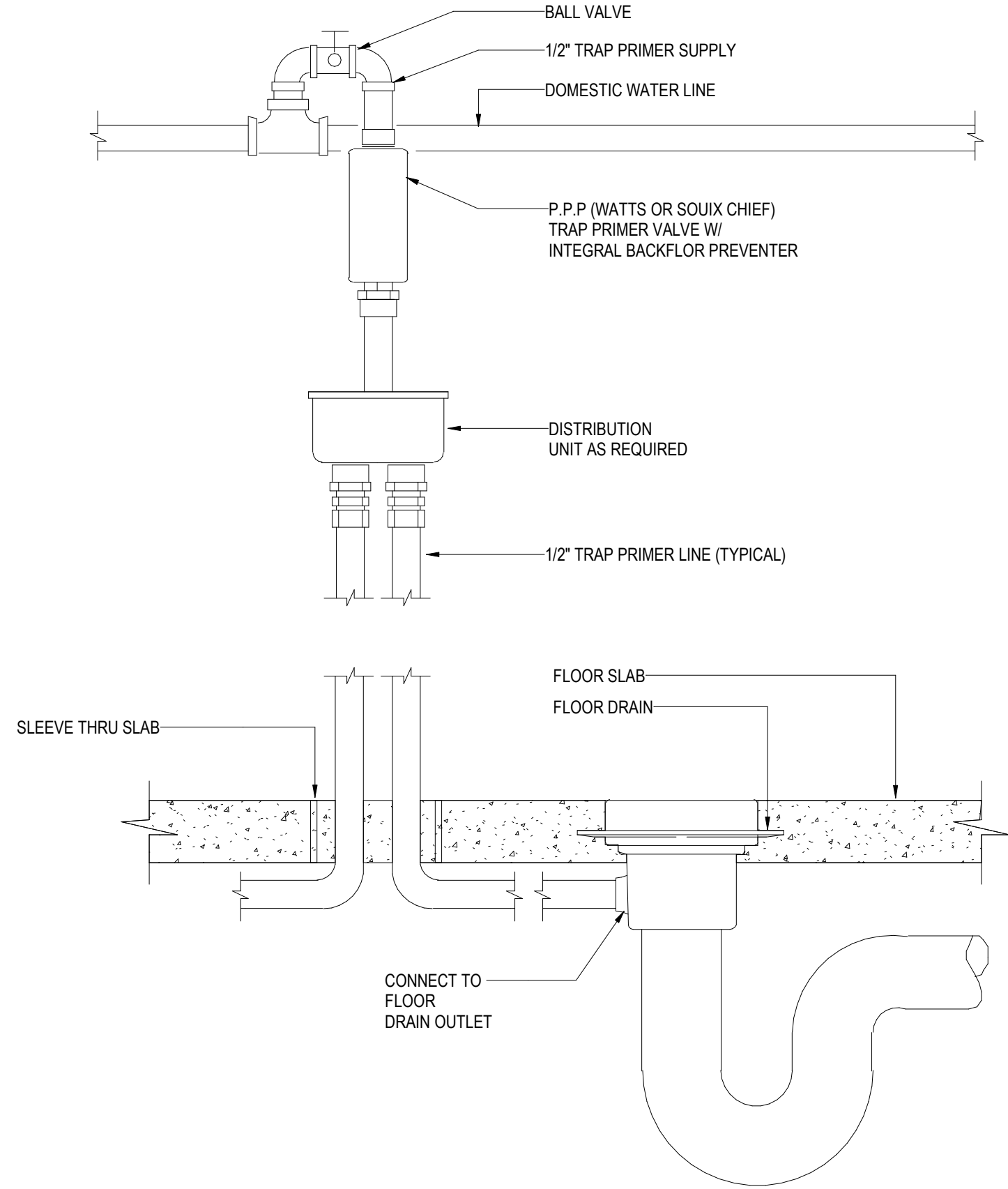
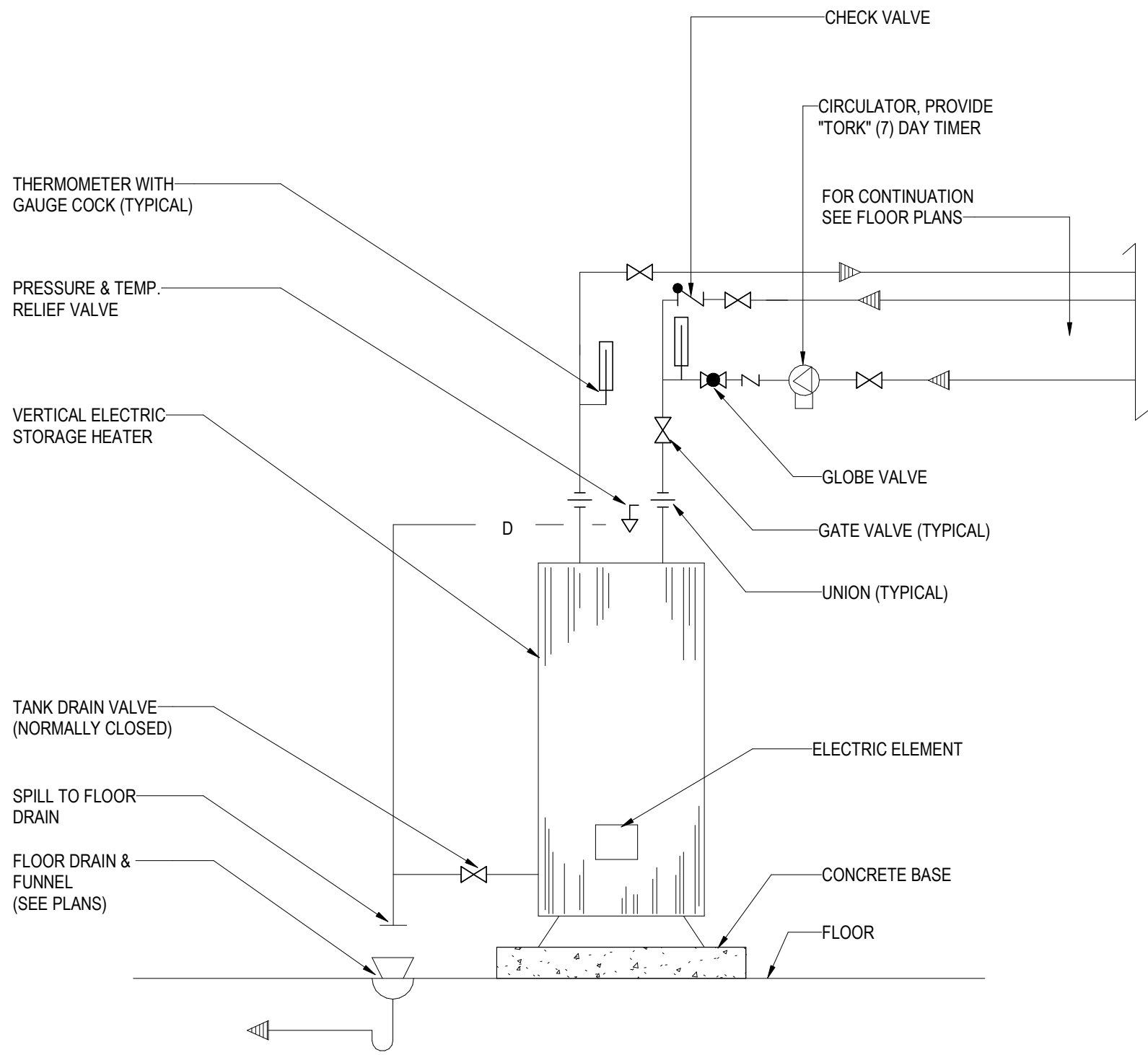
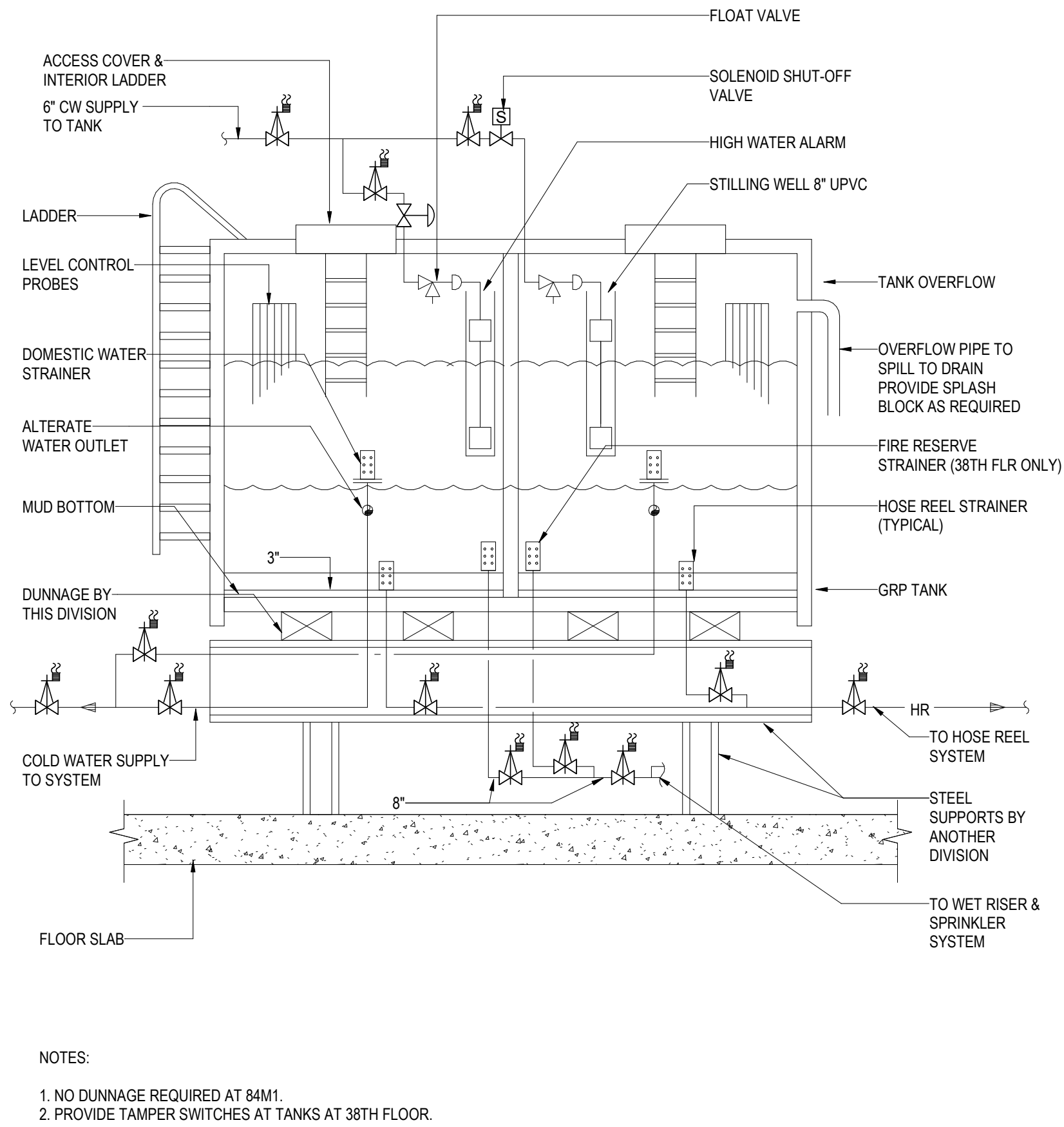
Description	Date
100% Design Development	05/29/20
50% Construction Documents	11/06/20

Project
Storm King
Art Center
**Welcome
Pavilions**

Seal

NOT FOR CONSTRUCTION
Drawing Title
Plumbing Sections

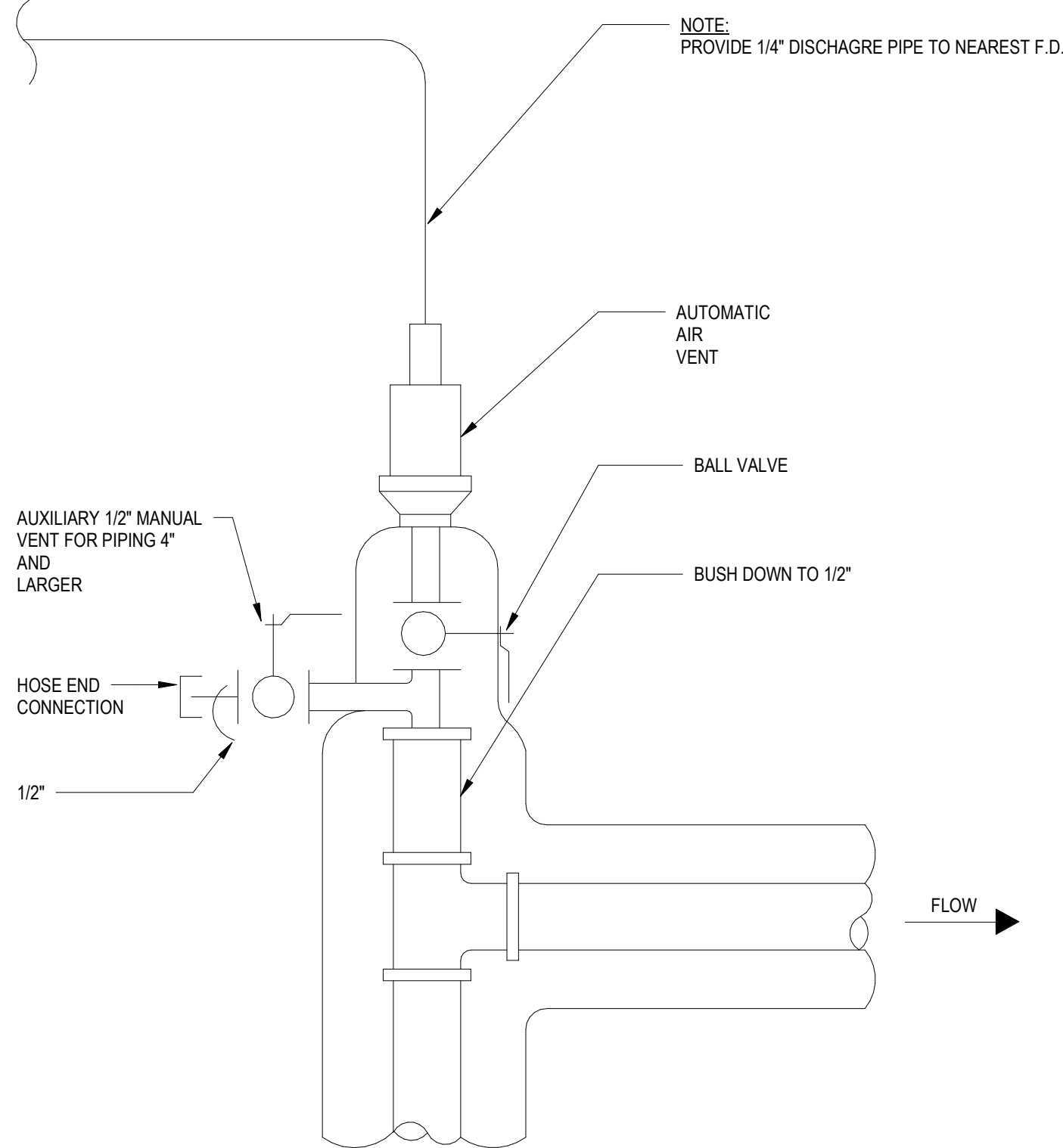
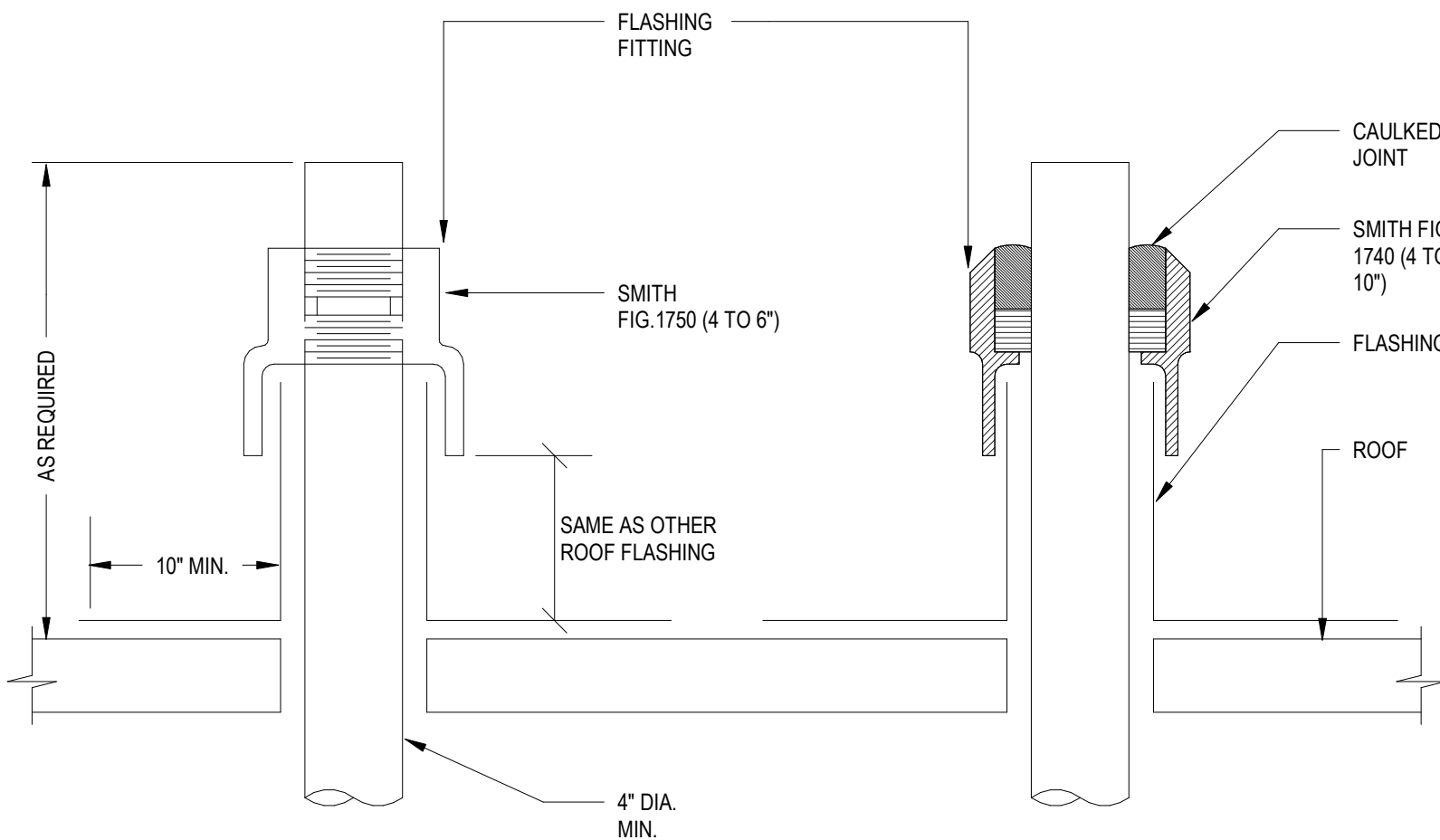
Date	11/06/20
Scale	1/4" = 1'-0"
Drawing Number	P-W-401
Sheet Size	ARCH D



1 GRP DOMESTIC WATER & FIRE RESERVE TANK
NOT TO SCALE

2 ELECTRIC DOMESTIC WATER HEATER W/CIRCULATION
NOT TO SCALE

3 TRAP PRIMER FOR MECHANICAL ROOM DRAINS
NOT TO SCALE



NOTE:
1. DETAIL TO BE USED AT ALL AUTOMATIC AIR VENT LOCATIONS, INCLUDING AT THE TOP OF ALL PIPE RISERS CONNECTING TO TWO OR MORE FLOORS.
2. AAV. TO BE INSTALLED AT

4 FLASHINGS FOR VENT TERMINALS ABOVE ROOF
NOT TO SCALE

5 AUTOMATIC AIR VENT
NOT TO SCALE

Owner
Storm King Art Center
1 Museum Road
New Windsor, NY 12553
+1 (845) 534-3115

Design Architect
heneghan peng architects
14-16 Lord Edward Street
Dublin, D02 YC63
+353 1 633 9000

Executive Architect
WXY Architecture + Urban Design
224 Centre Street, 5th Floor
New York, NY 10013
+1 (212) 219-1953

Landscape Architect
Gustafson Porter + Bowman
1 Cobham Mews
London, MW1 9SB
+44 020 7284 8950

Reed Hilderbrand LLC
33 Whitney Avenue, 3rd Floor
New Haven, CT 06510
+1 (617) 923-2422

Structural & Lighting
ARUP
77 Water Street
New York, NY 10005
+1 (212) 896-3000

MEPF & IT
BuroHappold
100 Broadway #23
New York, NY 10005
+1 (212) 616-0228

Civil
VHB
100 Great Oaks Blvd., Suite 118
Albany, NY 12203
+1 (518) 389-3606

AV & Acoustics
LSTN Consultants
76 Beaver Street, 2nd Floor
New York, NY 10005
+1 (347) 788-0810

Facade
Front Inc.
100 E. Broadway Street, #501
New York, NY 10002
+1 (212) 242-2220

Key Plan

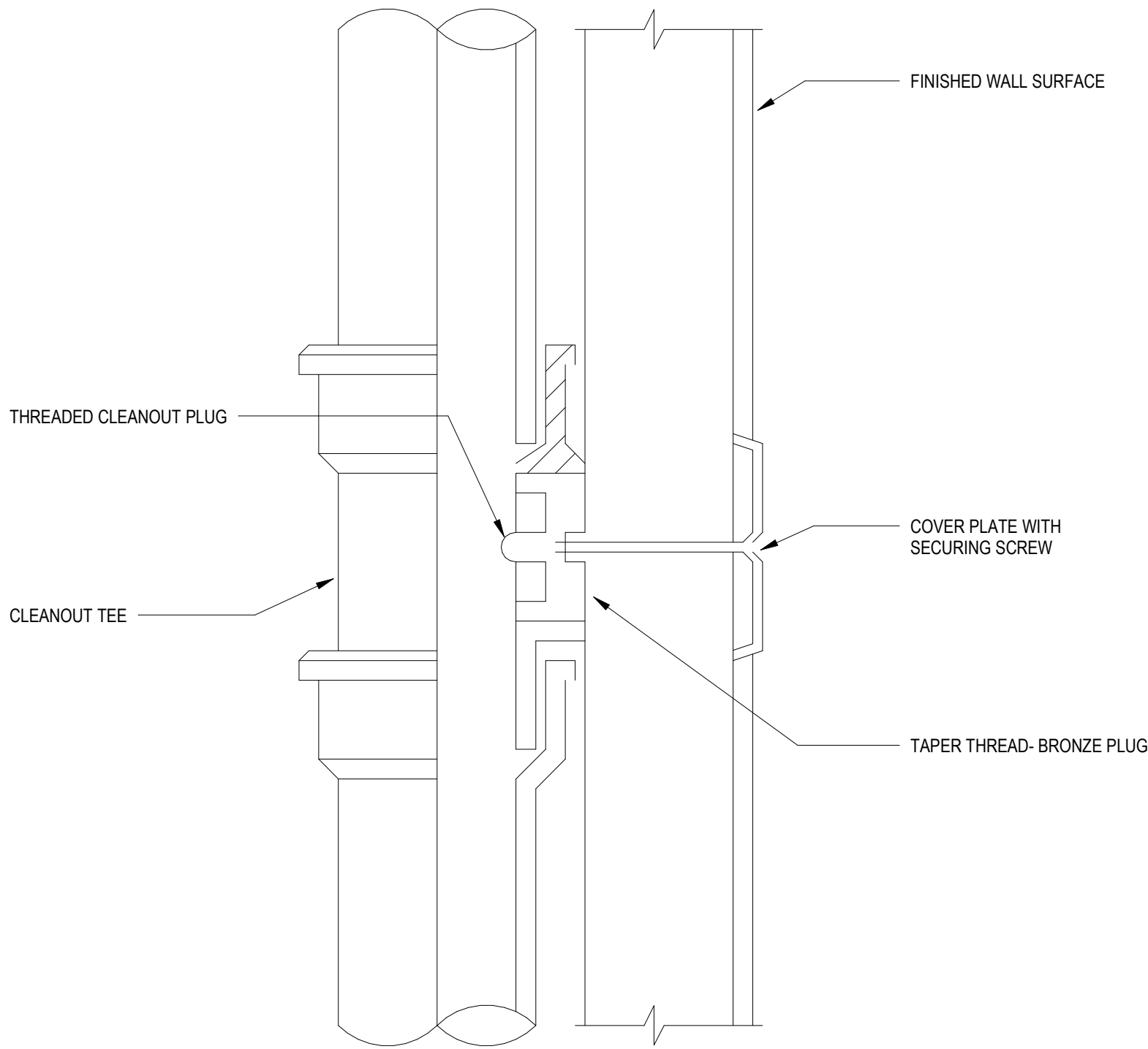
Description	Date
50% Design Development	02/24/20
100% Design Development	05/29/20
50% Construction Documents	11/06/20

Project
Storm King
Art Center
**Welcome
Pavilions**

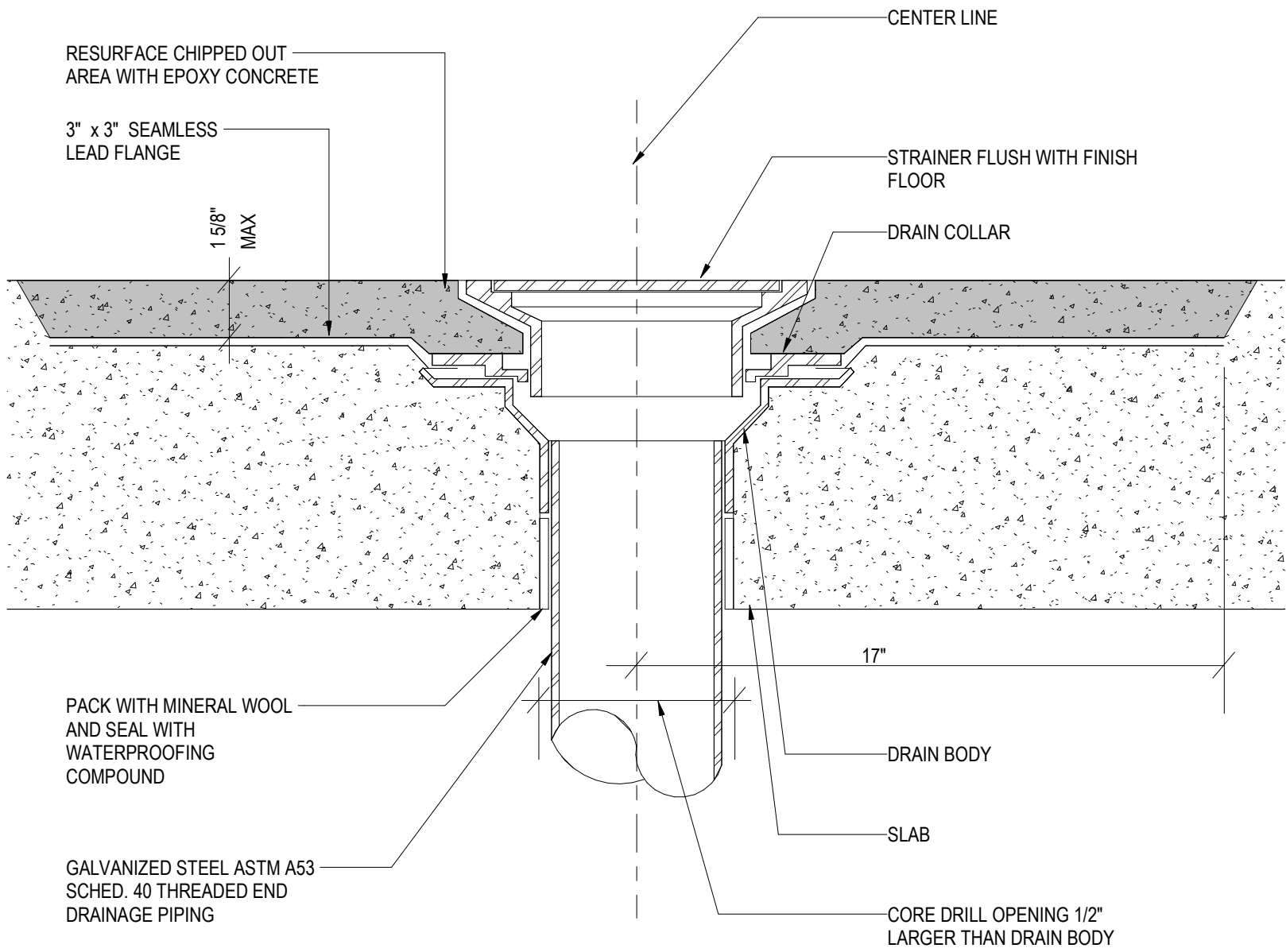
Seal

NOT FOR CONSTRUCTION
Drawing Title
Plumbing Details

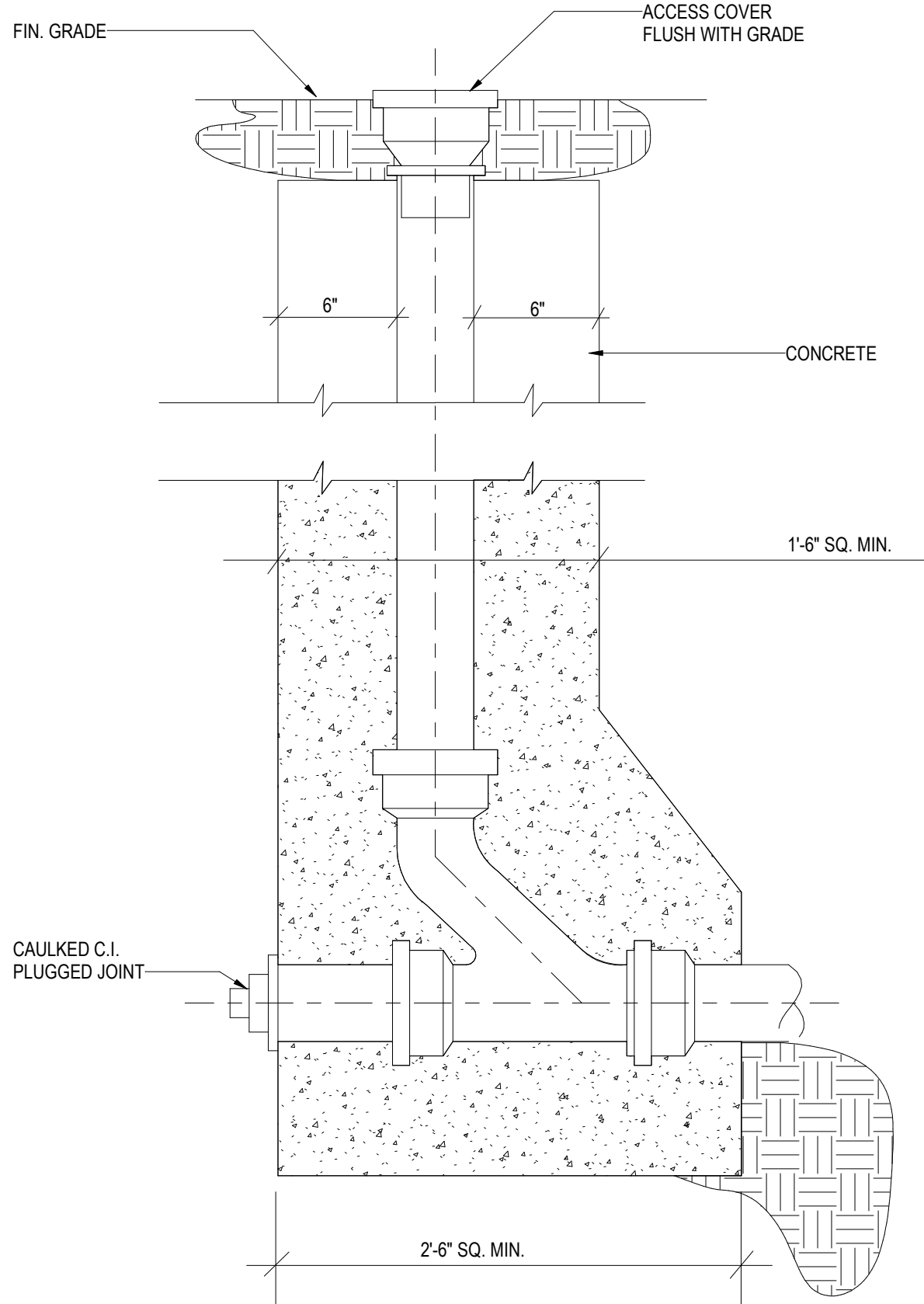
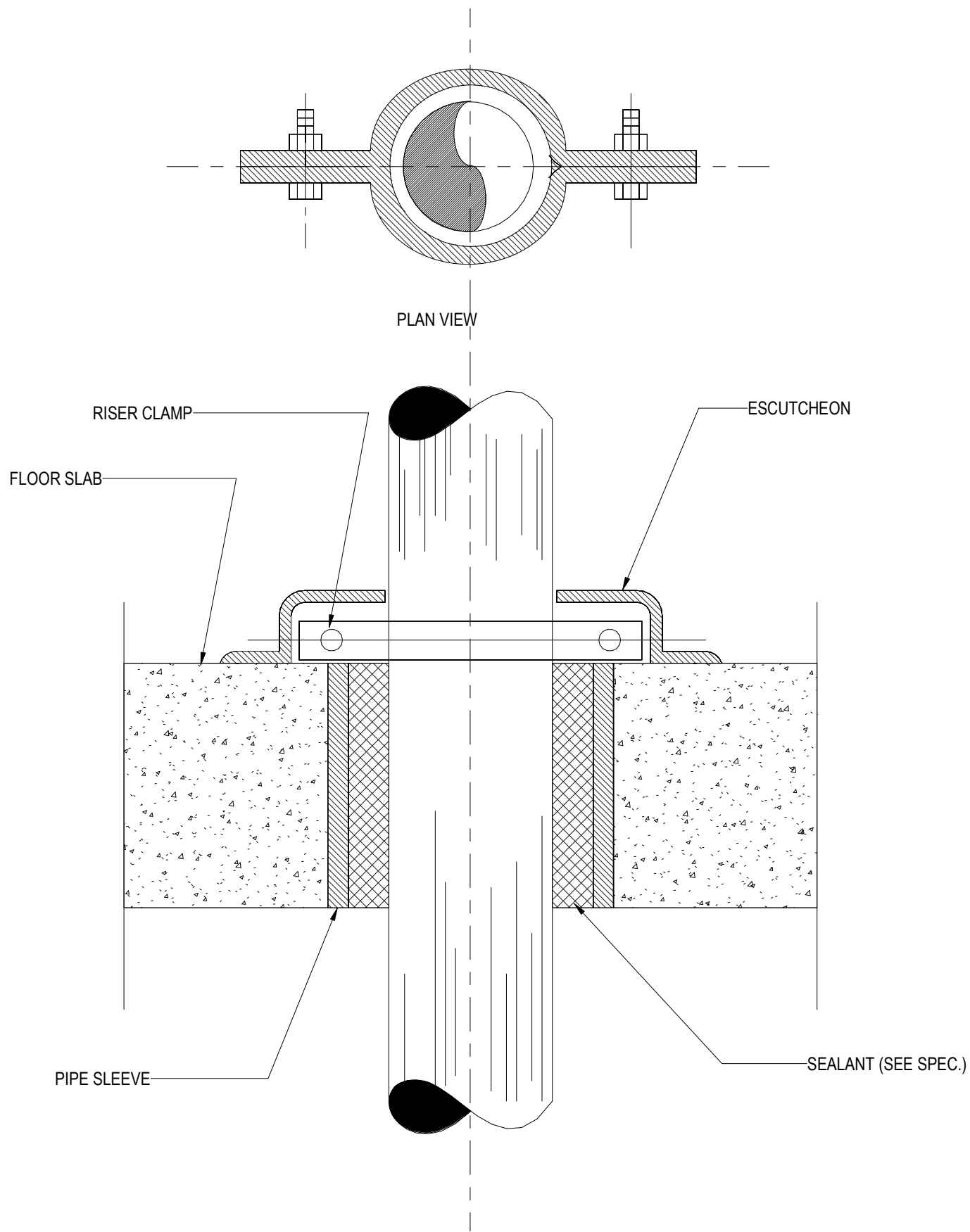
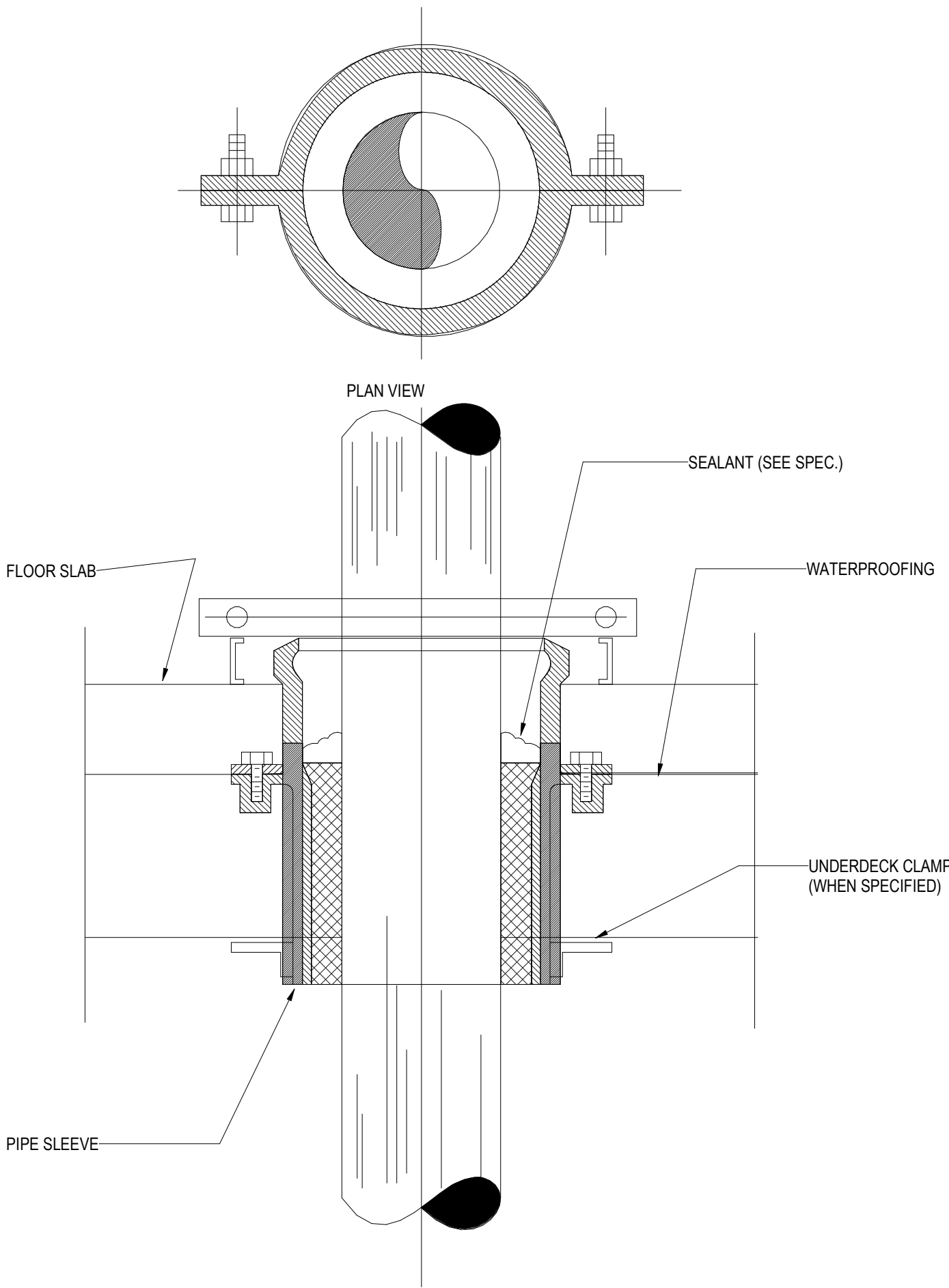
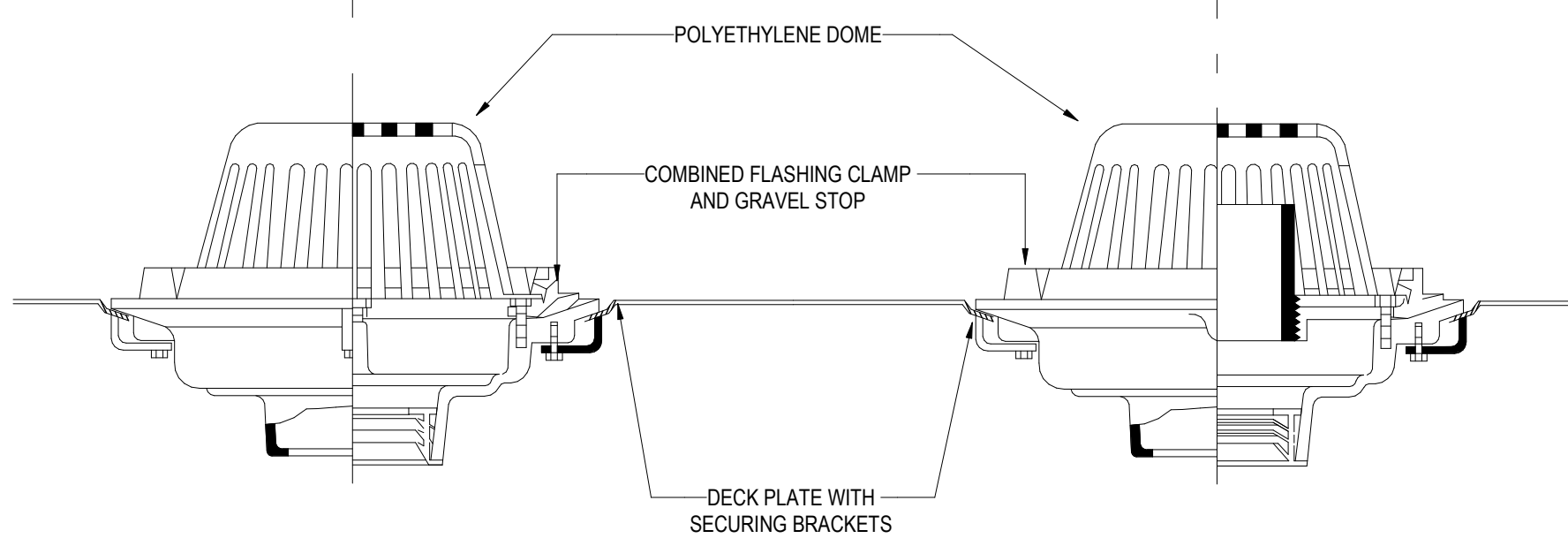
Date	11/06/20
Scale	Not to Scale
Drawing Number	P-W-501
Sheet Size	ARCH D



NOTE:
ACCESS PANELS SHALL BE PROVIDED ON ALL VERTICAL FOUL DRAINAGE STACKS AT 4' (1200MM) ABOVE EACH FINISHED FLOOR LEVEL, TO THE CENTERLINE OF THE CLEANOUT.



NOTES:
1. WATERPROOF EXISTING FLOOR OF ROOM WHERE FLOOR DRAIN IS TO BE LOCATED USING THOROSEAL SEALANT OR APPROVED EQUAL.



Owner
Storm King Art Center
1 Museum Road
New Windsor, NY 12553
+1 (845) 534-3115

Design Architect
heneghan peng architects
14-16 Lord Edward Street
Dublin, D02 YC63
+353 1 633 9000

Executive Architect
WXY Architecture + Urban Design
224 Centre Street, 5th Floor
New York, NY 10013
+1 (212) 219-1953

Landscape Architect
Gustafson Porter + Bowman
1 Cobham Mews
London, MW1 9SB
+44 020 7284 8950

Reed Hilderbrand LLC
33 Whitney Avenue, 3rd Floor
New Haven, CT 06510
+1 (617) 923-2422

Structural & Lighting
ARUP
77 Water Street
New York, NY 10005
+1 (212) 896-3000

MEPF & IT
BuroHappold
100 Broadway #23
New York, NY 10005
+1 (212) 616-0228

Civil
VHB
100 Great Oaks Blvd., Suite 118
Albany, NY 12203
+1 (518) 389-3606

AV & Acoustics
LSTN Consultants
76 Beaver Street, 2nd Floor
New York, NY 10005
+1 (347) 788-0810

Facade
Front Inc.
100 E. Broadway Street, #501
New York, NY 10002
+1 (212) 242-2220

Key Plan

Description	Date
50% Design Development	02/24/20
100% Design Development	05/29/20
50% Construction Documents	11/06/20

Project

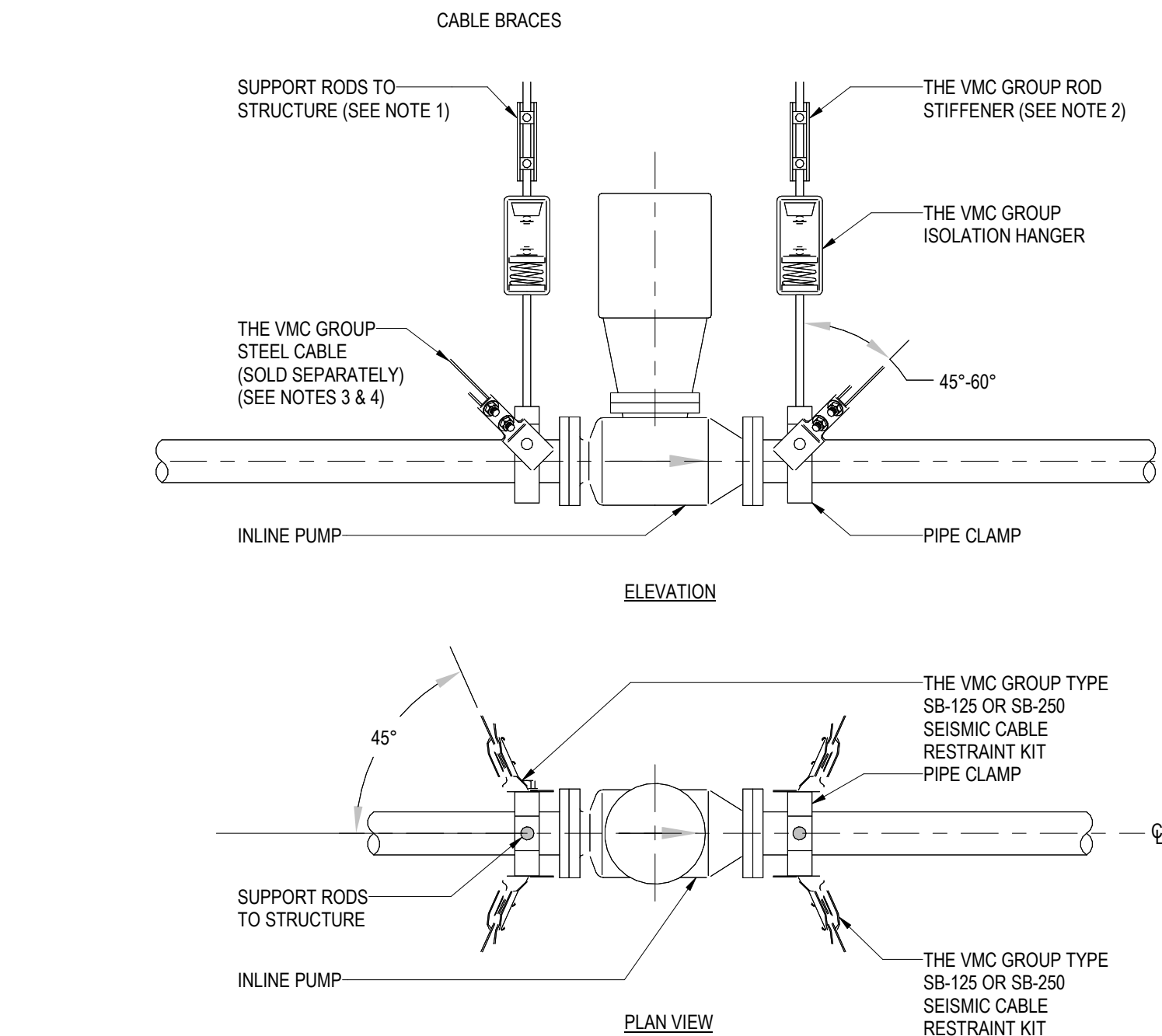
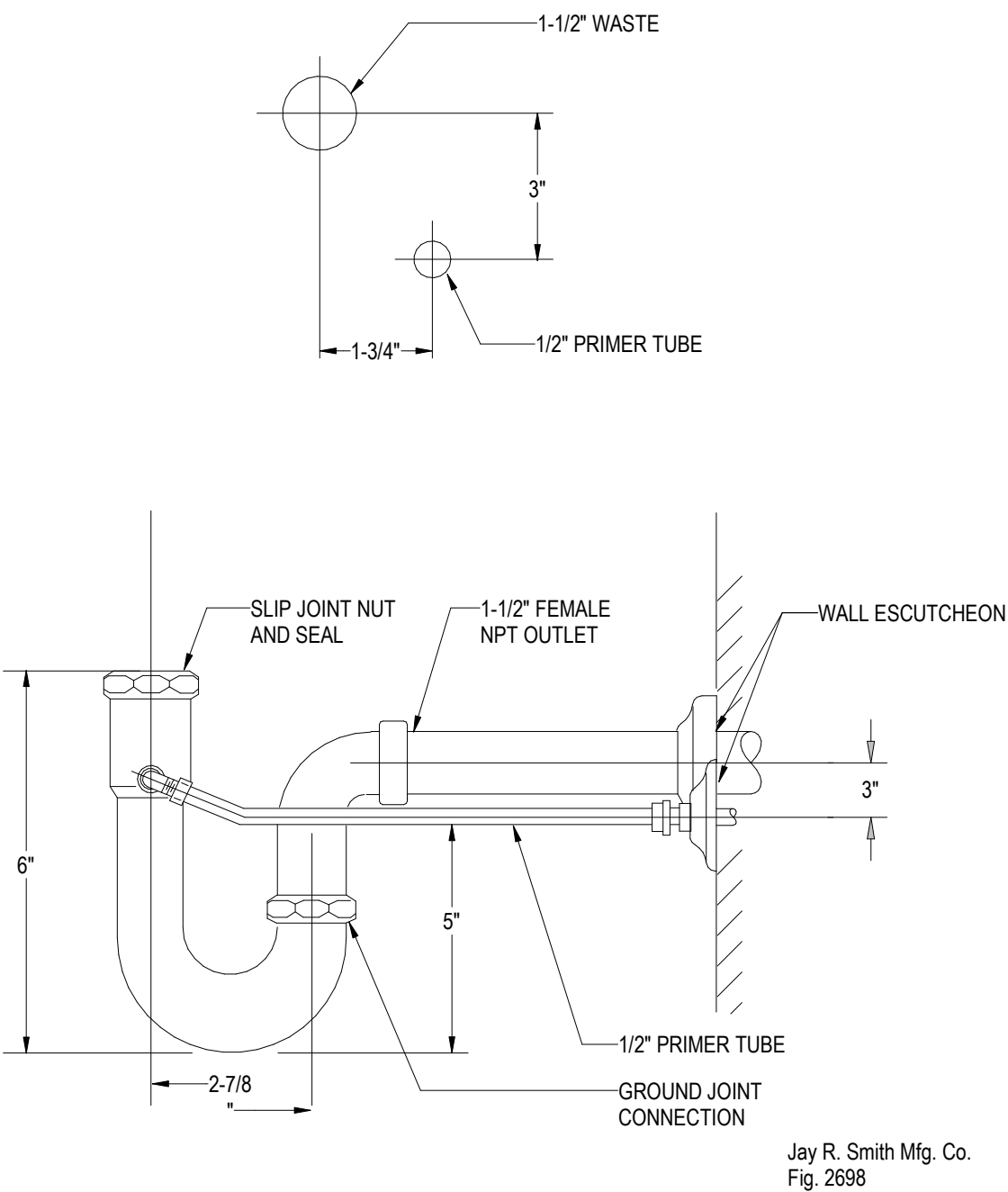
Storm King
Art Center
Welcome
Pavilions

Seal

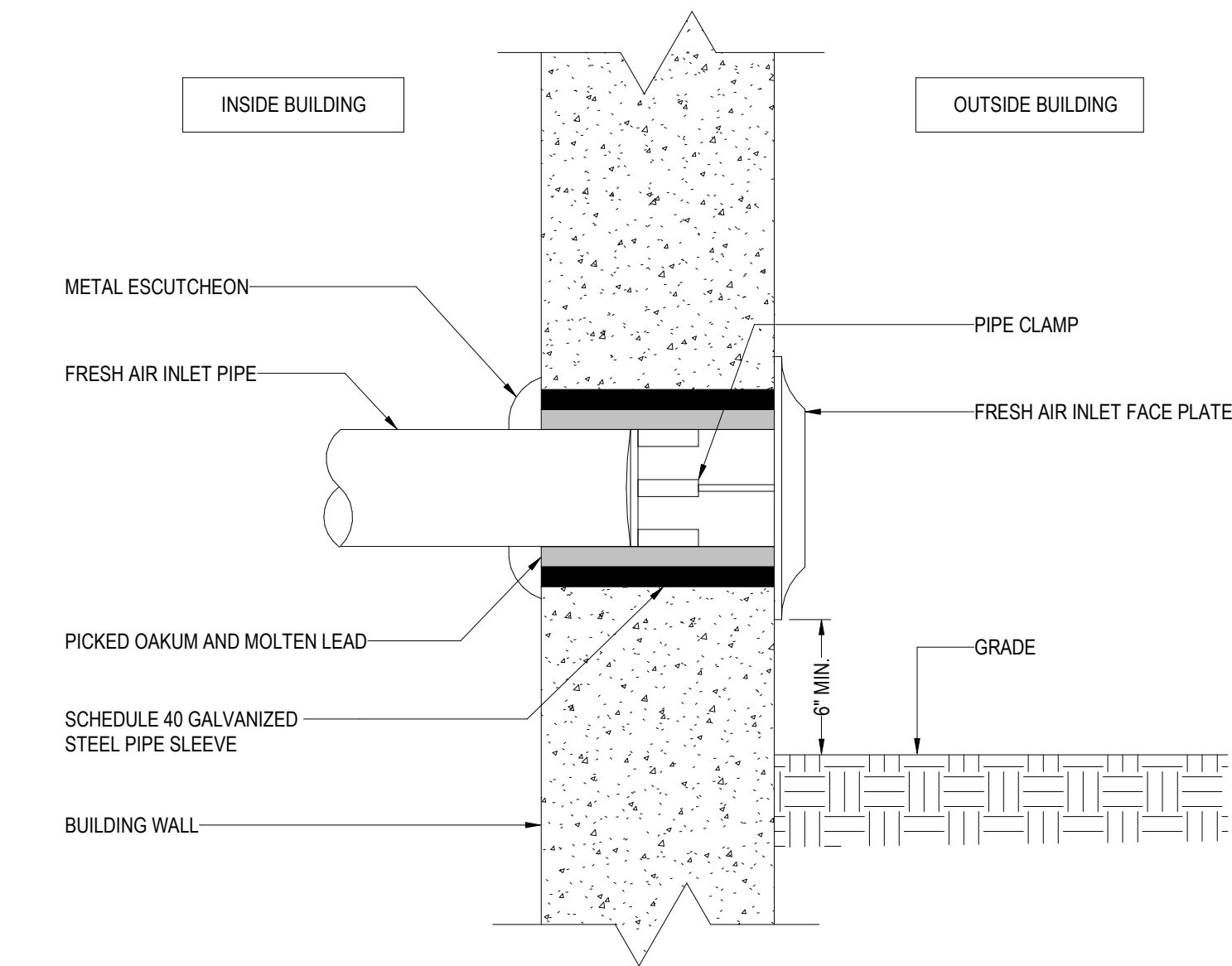
NOT FOR CONSTRUCTION

Drawing Title
Plumbing Details

Date	11/06/20
Scale	Not to Scale
Drawing Number	P-W-502
Sheet Size	ARCH D



- NOTES:
1. DOUBLE-SIDED BEAM CLAMP ATTACHMENTS AT SEISMIC RESTRAINT LOCATIONS.
 2. FOR APPLICABILITY OF THE VMC GROUP SRBC (SEISMIC ROD BRACING CLAMP REFER TO SGMEC-190).
 3. SLACK CABLE 1/2" IN CENTER IF DUCT IS ISOLATED.
 4. FOR DETAILS OF CONNECTION, REFER TO SGMEC-191 OR -193
 5. APPLICATION USED WITH 1/8" & 1/4" CABLE ONLY.



1 PRIM-EZE WATER SAVER

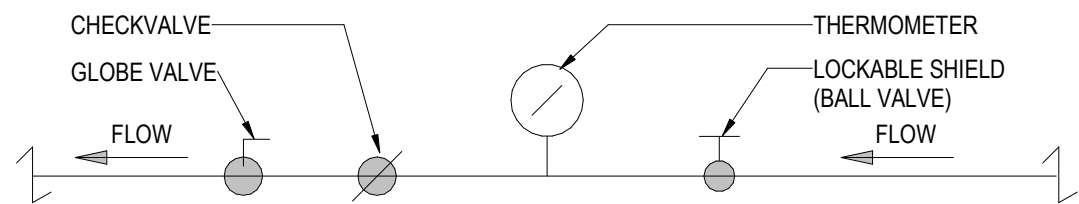
NOT TO SCALE

2 INLINE PUMPS

NOT TO SCALE

3 FAI

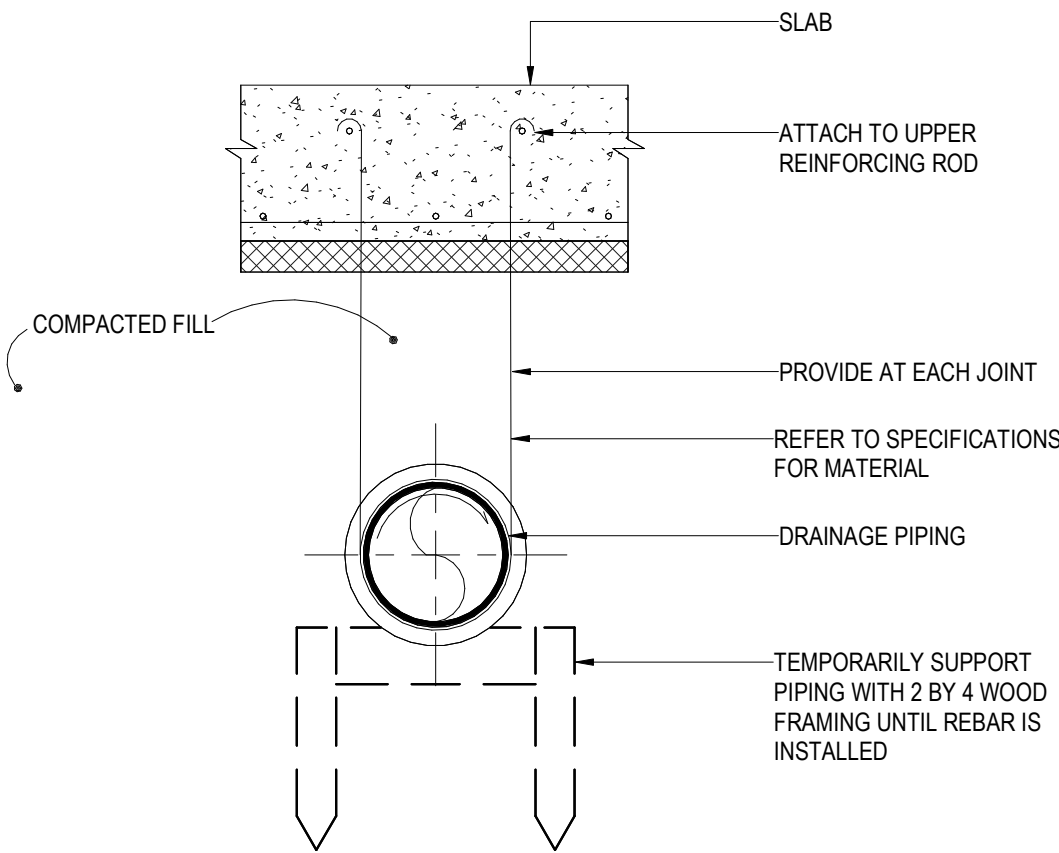
NOT TO SCALE



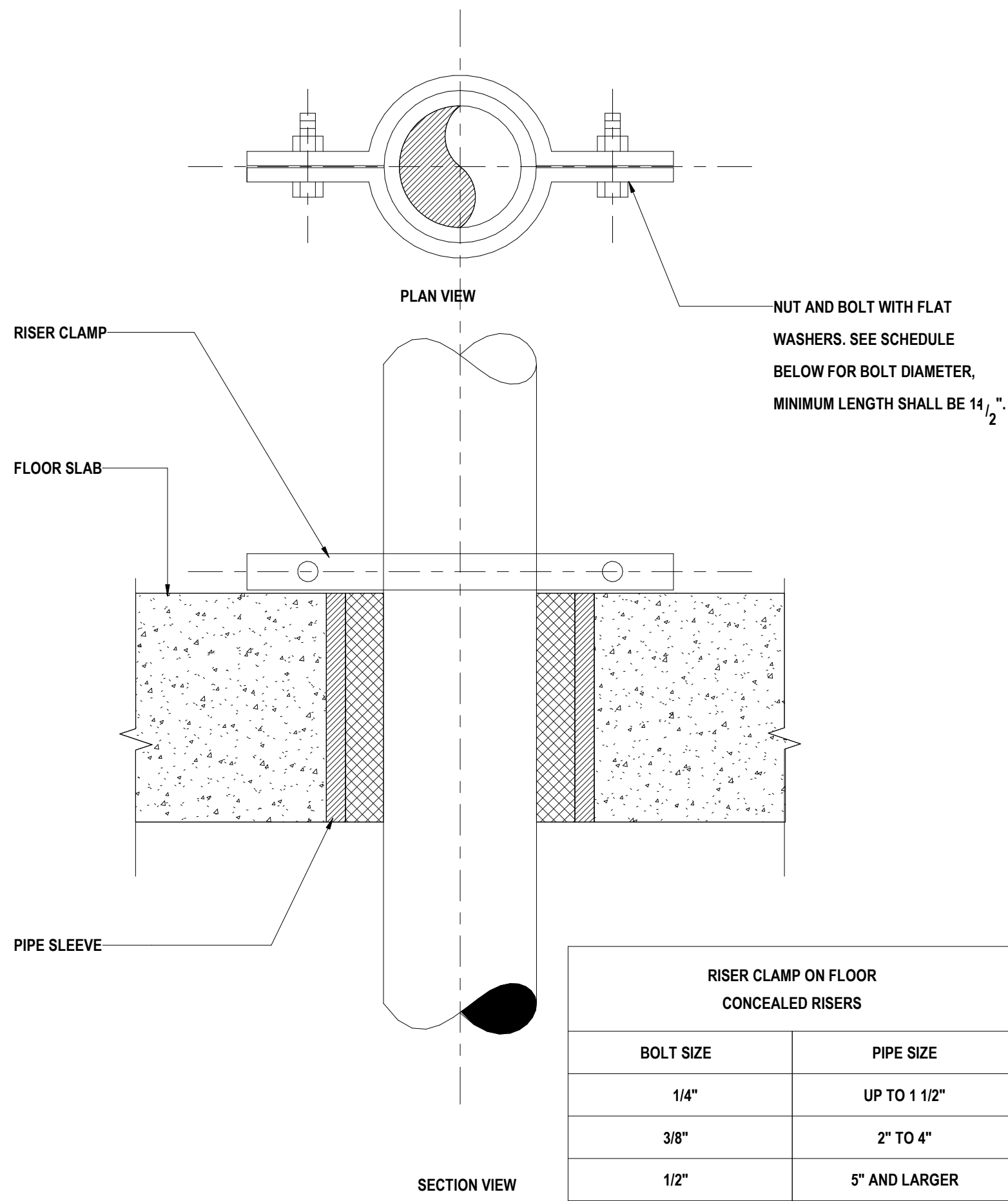
PROCEDURE FOR BALANCING HOT WATER RETURN PIPING

1. IN ORDER TO BALANCE HOT WATER RETURN TEMPERATURES IN THE RETURN PIPING THIS IS THE PROCEDURE TO BE FOLLOWED:

BEFORE A RETURN CIRCULATION SYSTEM IS PUT INTO SERVICE, IT SHOULD BE ADJUSTED FOR RETURN LINE TEMPERATURE BALANCE UNDER CONDITIONS WHEREBY NO WATER IS DRAWN AT FIXTURE OUTLETS. THE ADJUSTMENT PROCEDURE IS SIMPLE AND MAY BE ACCURATELY DONE USING THERMOMETERS. FIRST, CLOSE ALL BALANCING VALVES SO THAT ALL CIRCULATION GOES THROUGH BRANCH 1. THEN, OPEN THE BALANCING VALVE ON BRANCH 2 TO THE DEGREE NECESSARY SO THAT IT RETURNS WATER CONSTANTLY AT THE SAME TEMPERATURE AS BRANCH 1. SIMILARLY, ADJUSTMENT MAY BE MADE WITH BALANCING VALVE ON ANY OTHER RISERS OR BRANCHES SO THAT ALL RETURN WATER IS AT THE SAME TEMPERATURE.
2. CONTRACTOR, AT THE END OF THE PROJECT, TO SUBMIT A REPORT FOR RECORD TO THE ENGINEER THAT THE HOT WATER RETURN CIRCULATION SYSTEM HAS BEEN BALANCED PROPERLY.



PIPE DIAMETER	ROD DIAMETER
UP TO 2IN.	3/8 IN.
2-1/2" - 4IN.	1/2 IN.
5 AND 6IN.	5/8 IN.



4 HW BALANCING VALVE

NOT TO SCALE

5 UNDERGROUND BELOW SLAB

NOT TO SCALE

6 RISER SUPPORT DETAIL

NOT TO SCALE

Owner
Storm King Art Center
1 Museum Road
New Windsor, NY 12553
+1 (845) 534-3115

Design Architect
heneghan peng architects
14-16 Lord Edward Street
Dublin, D02 YC63
+353 1 633 9000

Executive Architect
WXY Architecture + Urban Design
224 Centre Street, 5th Floor
New York, NY 10013
+1 (212) 219-1953

Landscape Architect
Gustafson Porter + Bowman
1 Cobham Mews
London, MW1 9SB
+44 020 7284 8950

Reed Hilderbrand LLC
33 Whitney Avenue, 3rd Floor
New Haven, CT 06510
+1 (617) 923-2422

Structural & Lighting
ARUP
77 Water Street
New York, NY 10005
+1 (212) 896-3000

MEPF & IT
BuroHappold
100 Broadway #23
New York, NY 10005
+1 (212) 616-0228

Civil
VHB
100 Great Oaks Blvd., Suite 118
Albany, NY 12203
+1 (518) 389-3606

AV & Acoustics
LSTN Consultants
76 Beaver Street, 2nd Floor
New York, NY 10005
+1 (347) 788-0810

Facade
Front Inc.
100 E. Broadway Street, #501
New York, NY 10002
+1 (212) 242-2220

Key Plan

Description	Date
50% Design Development	02/24/20
100% Design Development	05/29/20
50% Construction Documents	11/06/20

Project

Storm King Art Center

Welcome Pavilions

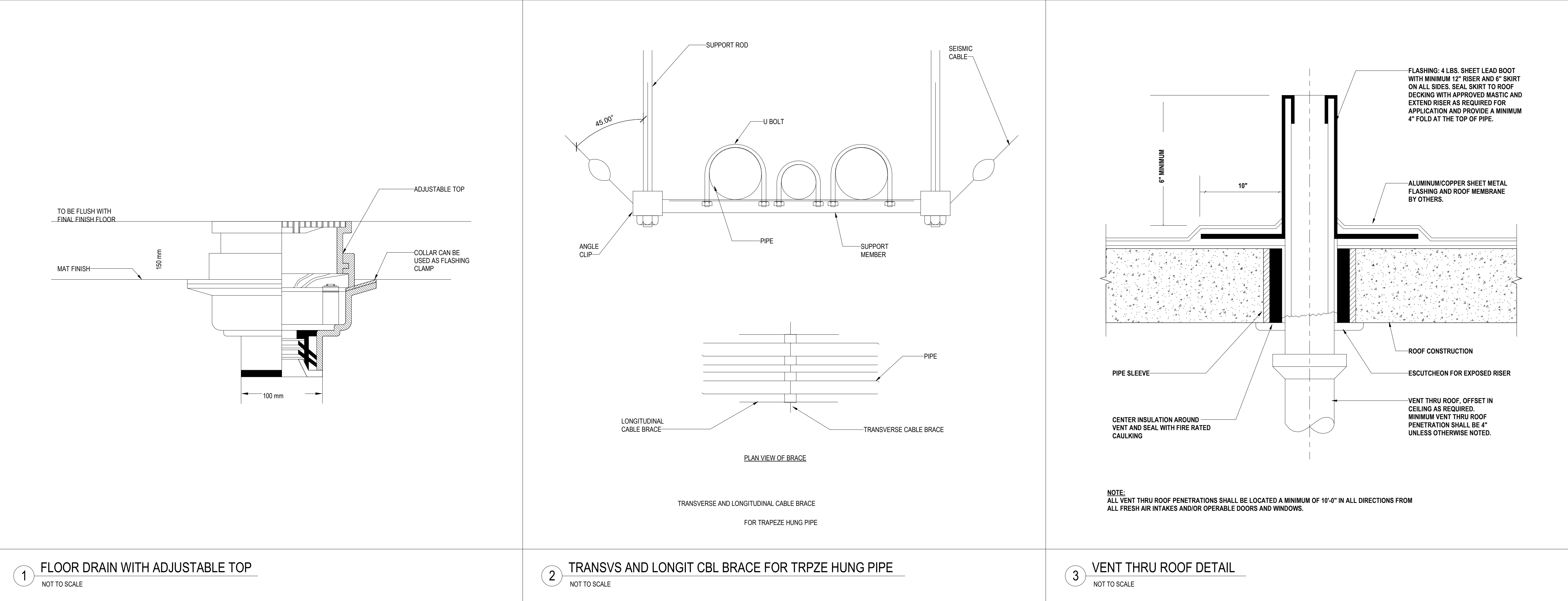
Seal

NOT FOR CONSTRUCTION

Drawing Title

Plumbing Details

Date	11/06/20
Scale	Not to Scale
Drawing Number	P-W-503
Sheet Size	ARCH D



Owner
Storm King Art Center
1 Museum Road
New Windsor, NY 12553
+1 (845) 534-3115

Design Architect
heneghan peng architects
14-16 Lord Edward Street
Dublin, D02 YC63
+353 1 633 9000

Executive Architect
WXY Architecture + Urban Design
224 Centre Street, 5th Floor
New York, NY 10013
+1 (212) 219-1953

Landscape Architect
Gustafson Porter + Bowman
1 Cobham Mews
London, MW1 9SB
+44 020 7284 8950

Reed Hilderbrand LLC
33 Whitney Avenue, 3rd Floor
New Haven, CT 06510
+1 (617) 923-2422

Structural & Lighting
ARUP
77 Water Street
New York, NY 10005
+1 (212) 896-3000

MEPF & IT
BuroHappold
100 Broadway #23
New York, NY 10005
+1 (212) 616-0228

Civil
VHB
100 Great Oaks Blvd., Suite 118
Albany, NY 12203
+1 (518) 389-3606

AV & Acoustics
LSTN Consultants
76 Beaver Street, 2nd Floor
New York, NY 10005
+1 (347) 788-0810

Facade
Front Inc.
100 E. Broadway Street, #501
New York, NY 10002
+1 (212) 242-2220

Key Plan

Description	Date
50% Design Development	02/24/20
100% Design Development	05/29/20
50% Construction Documents	11/06/20

Project

Storm King
Art Center

Welcome
Pavilions

Seal

NOT FOR CONSTRUCTION
Drawing Title
Plumbing Details

Date	11/06/20
Scale	Not to Scale
Drawing Number	P-W-504
Sheet Size	ARCH D

Owner
Storm King Art Center
1 Museum Road
New Windsor, NY 12553
+1 (845) 534-3115

Design Architect
heneghan peng architects
14-16 Lord Edward Street
Dublin, D02 YC63
+353 1 633 9000

Executive Architect
WXY Architecture + Urban Design
224 Centre Street, 5th Floor
New York, NY 10013
+1 (212) 219-1953

Landscape Architect
Gustafson Porter + Bowman
1 Cobham Mews
London, MW1 9SB
+44 020 7284 8950

Reed Hilderbrand LLC
33 Whitney Avenue, 3rd Floor
New Haven, CT 06510
+1 (617) 923-2422

Structural & Lighting
ARUP
77 Water Street
New York, NY 10005
+1 (212) 896-3000

MEPF & IT
BuroHappold
100 Broadway #23
New York, NY 10005
+1 (212) 616-0228

Civil
VHB
100 Great Oaks Blvd., Suite 118
Albany, NY 12203
+1 (518) 389-3606

AV & Acoustics
LSTN Consultants
76 Beaver Street, 2nd Floor
New York, NY 10005
+1 (347) 788-0810

Facade
Front Inc.
100 E. Broadway Street, #501
New York, NY 10002
+1 (212) 242-2220

Key Plan

Description	Date
50% Design Development	02/24/20
100% Design Development	05/29/20
50% Construction Documents	11/06/20

Project

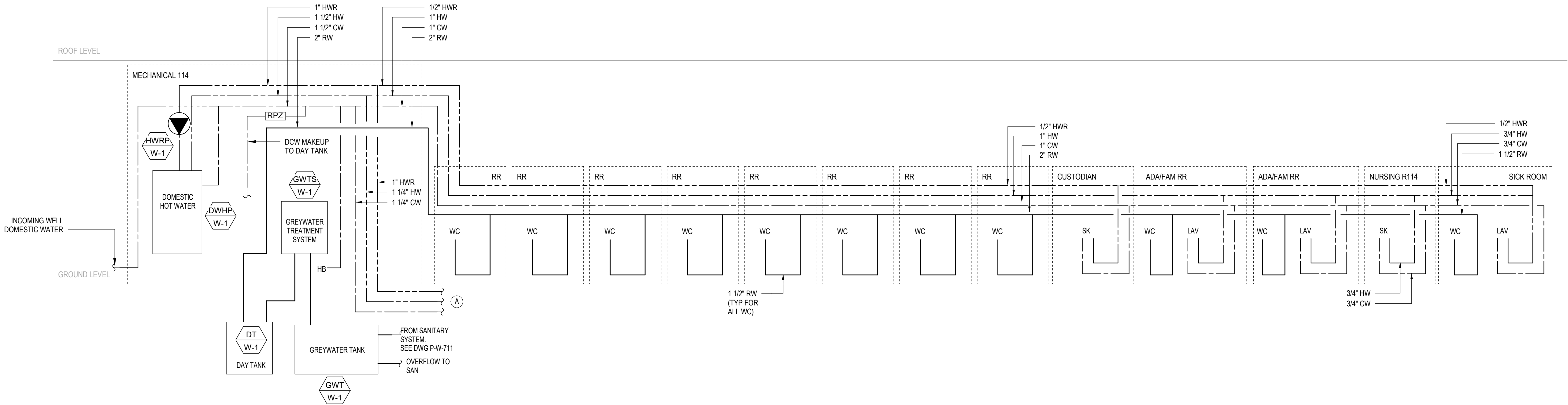
Storm King Art Center Welcome Pavilions

Seal

NOT FOR CONSTRUCTION

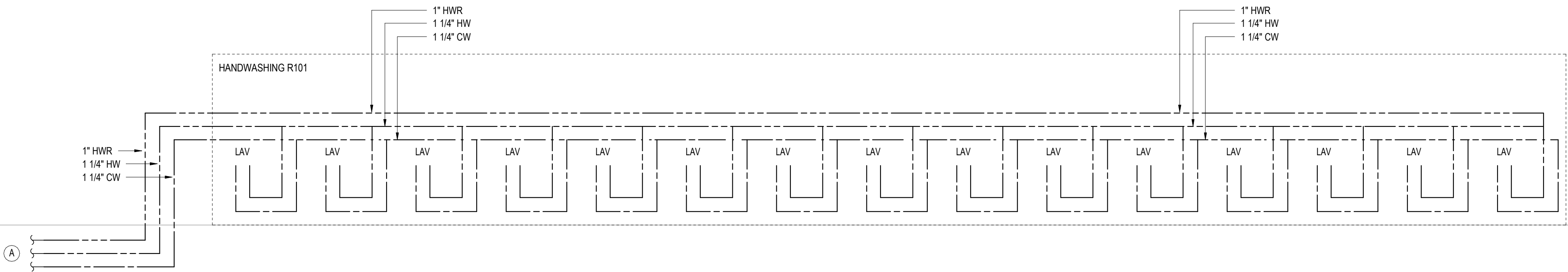
Drawing Title
Welcome - Domestic
Water Riser

Date	11/06/20
Scale	Not to Scale
Drawing Number	P-W-701
Sheet Size	ARCH D



ROOF LEVEL

GROUND LEVEL



Owner
Storm King Art Center
1 Museum Road
New Windsor, NY 12553
+1 (845) 534-3115

Design Architect
heneghan peng architects
14-16 Lord Edward Street
Dublin, D02 YC63
+353 1 633 9000

Executive Architect
WXY Architecture + Urban Design
224 Centre Street, 5th Floor
New York, NY 10013
+1 (212) 219-1953

Landscape Architect
Gustafson Porter + Bowman
1 Cobham Mews
London, MW1 9SB
+44 020 7284 8950

Reed Hilderbrand LLC
33 Whitney Avenue, 3rd Floor
New Haven, CT 06510
+1 (617) 923-2422

Structural & Lighting
ARUP
77 Water Street
New York, NY 10005
+1 (212) 896-3000

MEPF & IT
BuroHappold
100 Broadway #23
New York, NY 10005
+1 (212) 616-0228

Civil
VHB
100 Great Oaks Blvd., Suite 118
Albany, NY 12203
+1 (518) 389-3606

AV & Acoustics
LSTN Consultants
76 Beaver Street, 2nd Floor
New York, NY 10005
+1 (347) 788-0810

Facade
Front Inc.
100 E. Broadway Street, #501
New York, NY 10002
+1 (212) 242-2220

Key Plan

Description	Date
50% Design Development	02/24/20
100% Design Development	05/29/20
50% Construction Documents	11/06/20

Storm King Art Center

Welcome Pavilions

Seal

NOT FOR CONSTRUCTION

Drawing Title

Welcome - Drain & Vent Riser

Date	11/06/20
Scale	Not to Scale
Drawing Number	P-W-711
Sheet Size	ARCH D

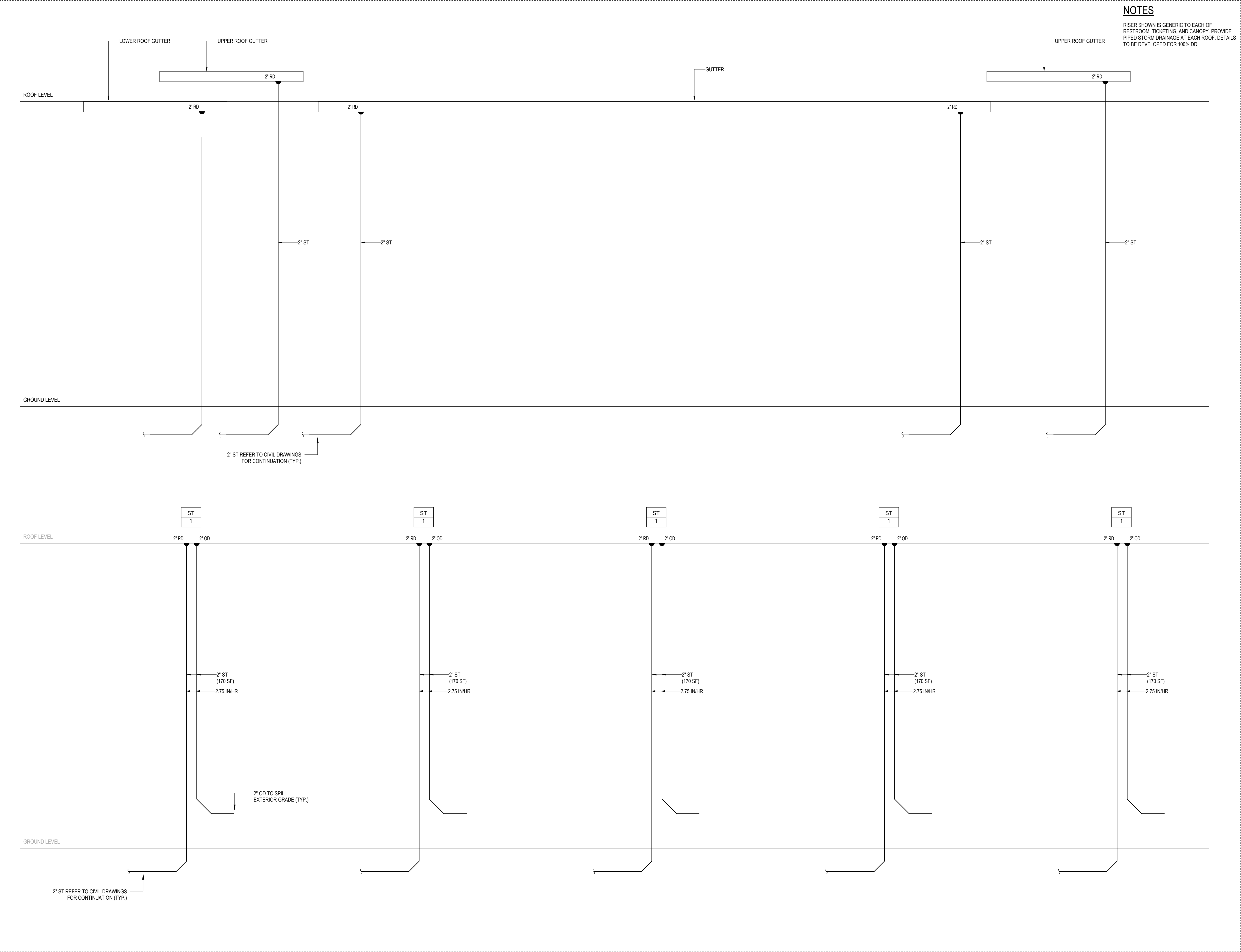
Architectural drawing showing the Drain & Vent Riser for the Welcome Pavilions. The drawing is divided into two sections: a top section showing the main building layout and a bottom section showing a detailed view of the Handwashing area.

Top Section:

- Rooms: MECHANICAL, RR, RR, RR, RR, RR, RR, RR, RR, CUSTODIAN, ADA/FAM RR, ADA/FAM RR, NURSING R114, SICK ROOM.
- Fixtures: WCs, LAVs, SKs.
- Connections: 3" V, 3" VTR, 3" V, 2" V, 1 1/4" V, 1 1/2" SAN, WCO, 4" SAN, 3" GW.
- Notes: TO GREYWATER TREATMENT SYSTEM, SEE DWG P-W-701.

Bottom Section:

- Room: HANDWASHING.
- Fixtures: LAVs.
- Connections: 2 1/2" V, 1 1/4" V (TYP), 1 1/4" SAN (TYP), 3" GW.



Owner
Storm King Art Center
1 Museum Road
New Windsor, NY 12553
+1 (845) 534-3115

Design Architect
heneghan peng architects
14-16 Lord Edward Street
Dublin, D02 YC63
+353 1 633 9000

Executive Architect
WXY Architecture + Urban Design
224 Centre Street, 5th Floor
New York, NY 10013
+1 (212) 219-1953

Landscape Architect
Gustafson Porter + Bowman
1 Cobham Mews
London, MW1 9SB
+44 020 7284 8950

Reed Hilderbrand LLC
33 Whitney Avenue, 3rd Floor
New Haven, CT 06510
+1 (617) 923-2422

Structural & Lighting
ARUP
77 Water Street
New York, NY 10005
+1 (212) 896-3000

MEPF & IT
BuroHappold
100 Broadway #23
New York, NY 10005
+1 (212) 616-0228

Civil
VHB
100 Great Oaks Blvd., Suite 118
Albany, NY 12203
+1 (518) 389-3606

AV & Acoustics
LSTN Consultants
76 Beaver Street, 2nd Floor
New York, NY 10005
+1 (347) 788-0810

Facade
Front Inc.
100 E. Broadway Street, #501
New York, NY 10002
+1 (212) 242-2220

Key Plan

Description	Date
50% Design Development	02/24/20
100% Design Development	05/29/20
50% Construction Documents	11/06/20

Project

Storm King
Art Center
Welcome
Pavilions

Seal

NOT FOR CONSTRUCTION

Drawing Title

Welcome - Storm
Riser

Date	11/06/20
Scale	Not to Scale
Drawing Number	P-W-721
Sheet Size	ARCH D

WIRED DEVICES	
SYMBOL	DESCRIPTION
	20A NEMA 5-20R, WALL MOUNTED SIMPLEX RECEPTACLE OUTLET
	20A NEMA 5-20R, WALL MOUNTED DUPLEX RECEPTACLE OUTLET
	20A NEMA 5-20R, WALL MOUNTED DUPLEX SWITCHED RECEPTACLE OUTLET
	20A NEMA 5-20R, WALL MOUNTED QUADRUPLEX RECEPTACLE OUTLET
	SPECIAL RECEPTACLE WALL MOUNTED NEMA CONFIGURATION PER PLAN REFER TO ARCHITECTURAL DRAWINGS FOR ELEVATION AND ORIENTATION
	RECEPTACLE OUTLET MOUNTED ABOVE COUNTER TOP
	MULTIOUTLET ASSEMBLY - SPACING AND QUANTITY AS NOTED ON DRAWINGS
	CEILING MOUNTED RECEPTACLE OUTLET
	FLOOR BOX APPROVAL BY ARCHITECT AND ENGINEER - FB# DENOTES TYPE
ABBREVIATIONS	DESCRIPTION
AFCI	ARC-FAULT CIRCUIT INTERRUPTER
AV	DEDICATED OUTLET FOR AUDIO VISUAL EQUIPMENT
TV	TELEVISION
IG	ISOLATED GROUND
GFCI	GROUND-FAULT CIRCUIT INTERRUPTER
MS	MOTORIZED SHADE
MW	DEDICATED OUTLET FOR MICROWAVE
OS	OCCUPANCY SENSOR CONTROLLED 20 MINUTE AUTO SHUT-OFF VIA A 20A RELAY.
WP	GFCI AND WR OUTLET WITH WHILE-IN-USE WEATHERPROOF COVER
REF	DEDICATED OUTLET FOR REFRIGERATOR

CABLE AND CONDUIT SYSTEMS	
SYMBOL	DESCRIPTION
	HEAVY LINES INDICATE NEW WORK
	LIGHT LINES INDICATE EXISTING WORK TO REMAIN
	CONDUIT TURNED UP
	CONDUIT TURNED DOWN
	CONDUIT STUB WITH WIRE PULL AND CAP
	UNDERGROUND CONDUIT OR DUCT BANK

LIGHTING	
SYMBOL	DESCRIPTION
	"L2" INDICATES FIXTURE TYPE "3a (EM)" INDICATES FIXTURES ON EMERGENCY POWER "a" LOWER CASE LETTER INDICATES SWITCH CONTROL "d1" LOWER CASE # INDICATES DAYLIGHT CONTROL ZONE "3" DENOTES CIRCUIT NUMBER
	RECTANGULAR LIGHT FIXTURE
	CIRCULAR LIGHT FIXTURE
	EXIT SIGN REFER TO ARCHITECTURAL EGRESS DRAWINGS FOR ORIENTATION OF EXIT SIGN ARROWS AND FACES

ONE LINE AND RISER DIAGRAM	
SYMBOL	DESCRIPTION
	TRANSFORMER WITH SECONDARY GROUND
	PRIMARY WINDING TYPE
	SECONDARY WINDING TYPE
	TRANSFORMER DESIGNATION
	TRANSFORMER RATING
	DRAWOUT CIRCUIT BREAKER
	FRAME RATING
	TRIP RATING
	BREAKER DESIGNATION
	CIRCUIT BREAKER
	FRAME RATING
	TRIP RATING
	BREAKER DESIGNATION
	SWITCH DESIGNATION
	SWITCH RATING
	FUSE RATING
	GROUND FAULT SENSOR
	EQUIPMENT MOUNTED THREE PHASE ENERGY METER
	PANELBOARD MOUNTED SINGLE PHASE ENERGY METER
	GENERATOR
	AUTOMATIC TRANSFER SWITCH

NOTE - REFER TO EQUIPMENT SCHEDULE FOR FUSE, CIRCUIT BREAKER AND DISCONNECT RATING

TYPICAL DEVICE MOUNTING HEIGHTS DETAIL	
	PROVIDE PENDANT WHERE HUNG CEILING OR STRUCTURE EXCEEDS 8'-6" AFF. EXIT SIGN FIRE ALARM AUDIO/VISUAL DEVICES (SEE NOTE 4) KEY SWITCH (KS) SWITCHES WALL TELEPHONES FIRE ALARM PULL STATION TELEPHONE/DATA OUTLETS ABOVE COUNTER RECEPTACLES ABOVE COUNTER TELEPHONE/DATA OUTLETS RECEPTACLES FINISHED FLOOR
NOTE: 1. ELECTRICAL CONTRACTOR SHALL COORDINATE WITH ARCHITECT AND ARCH. PLAN ELEVATIONS PRIOR TO ROUGHING IN ANY DEVICES ABOVE COUNTERS. ALL MOUNTING HEIGHTS SHALL BE CONFIRM WITH ARCH. PLANS AND ELEVATIONS. 2. ALL MOUNTING HEIGHTS SHALL BE MEASURED FROM FINISHED FLOOR TO CENTERLINE OF DEVICE EXCEPT EXIT SIGNS AND FIRE ALARM VISUAL DEVICES 3. DEVICES SHALL BE INSTALLED ON A COMMON VERTICAL CENTERLINE WHEREVER POSSIBLE 4. FIRE ALARM AUDIO/VISUAL DEVICE TO BE MOUNTED AT 6'-8" ABOVE FINISHED FLOOR OR AT 6" BELOW FINISHED CEILING, WHICHEVER IS LOWER. DIMENSION IS TO THE BOTTOM OF THE VISUAL PORTION OF THE DEVICE	

POWER	
SYMBOL	DESCRIPTION
	EQUIPMENT DESIGNATION AHU-1 3/4HP, 208/120V/2P3W DISCONNECT/STARTER TYPE EQUIPMENT TYPE NUMBER OF POLES & WIRES EQUIPMENT UTILIZATION VOLTAGE EQUIPMENT LOAD IN KVA OR HP
PANEL NAMING CONVENTION : E DP L A 1 1 SEQUENCE 1, 2, 3 ... LOCATION "#" - FLOOR LEVEL BUILDING/ AREA "A" - ADMINISTRATION "W" - WELCOME "P" - POND PAVILION "C" - CONSERVATION AND MAINTENANCE VOLTAGE LEVEL "H" - 480Y/277V "L" - 208Y/120V PANEL TYPE "MSB" - MAIN SERVICE BOARD "GDB" - GENERATOR DISTRIBUTION BOARD "PB" - PANELBOARD "DP" - DISTRIBUTION PANEL "TX" - TRANSFORMER "ATS" - AUTOMATIC TRANSFER SWITCH POWER TYPE "E" - NORMAL POWER "S" - LIFE SAFETY EMERGENCY POWER (NEC 700) "S" - LEGALLY REQUIRED STANDBY POWER (NEC 701) "O" - OPTIONAL STANDBY POWER (NEC 702)	
	PANELBOARD - DASHED OUTLINE DENOTES WORKING SPACE CLEARANCES.
	NORMAL POWER PANEL
	EMERGENCY (NEC BRANCH 700) POWER PANEL
	CRITICAL (NEC BRANCH 701 LEGALLY REQUIRED STANDBY) POWER PANEL
	STANDBY (NEC BRANCH 702 OPTIONAL STANDBY) POWER PANEL
	DRY TYPE ENERGY EFFICIENT TRANSFORMER PROVIDE PRIMARY AND/OR SECONDARY FUSED DISCONNECT AS REQUIRED COORDINATE CONCRETE HOUSE KEEPING PAD WITH STRUCTURAL CONTRACTOR
	JUNCTION BOX "FSD" DENOTES FIRE SMOKE DAMPER "VAV" DENOTES VARIABLE AIR VOLUME DEVICE
	HARD-WIRED CONNECTION
	MOTOR
	FUSED DISCONNECT SWITCH
	NON-FUSED DISCONNECT SWITCH
	ENCLOSED CIRCUIT BREAKER SWITCH
	VARIABLE FREQUENCY DRIVE WITH FUSE DISCONNECT SWITCH
	COMBINATION MOTOR STARTER
	MOTOR STARTER
	DISCONNECT SWITCH "M" DENOTES MANUAL MOTOR STARTER "T" DENOTES HEAVY DUTY TOGGLE SWITCH
	CIRCUIT HOMERUN - SHORT TICK MARKS INDICATES NUMBER OF HOT WIRES, LONG TICK MARK INDICATES NEUTRAL WIRE AND THE DOT INDICATES THE GROUND WIRE.

LIGHTNING PROTECTION	
	AIR TERMINAL LOCATION
	CONNECTION
	GROUNDING CONNECTION TO TRIPOD GROUNDING RING WITH INSPECTION TEST WELL
	COUNTERPOISE LOOP BELOW GRADE. NO. LPC120 COPPER CABLE, U.L. LABELED, 29 ST., 17 GA., 192 LBS./1,000 FT., 59,450 CM. (2# AWG)
	NO. LPC120 COPPER CABLE, U.L. LABELED, 29 ST., 17 GA., 192 LBS./1,000 FT., 59,450 CM. (2# AWG)
	GROUND CONNECTION TO BUILDING GROUNDING LOOP
	THRU-ROOF CABLE CONNECTION
	THRU-WALL LOCATION
	STEEL COLUMN GROUNDING CONNECTION TO TRIPOD GROUNDING RING WITH INSPECTION TEST WELL
	GROUND CONNECTION TO BUILDING SERVICE PANEL FROM HANDHOLE
	GROUND CONNECTION TO BUILDING STEEL WHERE REQUIRED

LIGHTING CONTROL DEVICES	
SYMBOL	DESCRIPTION
	LINE VOLTAGE LIGHT SWITCH LOWER CASE LETTER DENOTES LIGHTING ZONE "3" DENOTES THREE WAY SWITCH
	CEILING MOUNTED PIR VACANCY SENSOR
	CEILING MOUNTED ULTRASOUND VACANCY SENSOR
	CEILING MOUNTED DUAL TECH. VACANCY SENSOR
	PIR OCCUPANCY SENSOR SWITCH
	ULTRASOUND OCCUPANCY SENSOR SWITCH
	DUAL TECH. OCCUPANCY SENSOR SWITCH
	WALL MOUNTED PIR OCCUPANCY SENSOR
	DAYLIGHT SENSOR SEE LIGHTING SPECIFICATION
	WALL MOUNTED PILOT LIGHT
ABBREVIATION	DESCRIPTION
a	LOWER CASE LETTER DENOTES LIGHTING ZONE
3	THREE WAY SWITCH
4	FOUR WAY SWITCH
D	LINE VOLTAGE DIMMER SWITCH
LD	LOW VOLTAGE DIMMER SWITCH
K	KEY OPERATED SWITCH
LV	LOW VOLTAGE SWITCH
SS	SCENE SET WALL STATION
O	OCCUPANCY SENSOR (AUTO ON/AUTO OFF)
V	VACANCY SENSOR (MANUAL ON/AUTO OFF)

ELECTRICAL ABBREVIATIONS	
ABBREVIATION	DEFINITION
A	AMPERE
AF	AMPERE FRAME
A.F.F.	ABOVE FINISHED FLOOR
AHU	AIR HANDLING UNIT
AIC	AMPERE INTERRUPTING CAPACITY
AT	AMPERE TRIP
ATS	AUTOMATIC TRANSFER SWITCH
BKR	BREAKER
C	CONDUIT
CB	CIRCUIT BREAKER
CCTV	CLOSED CIRCUIT TELEVISION
COMM	COMMUNICATION
CKT	CIRCUIT
DIA	DIAMETER
DISC	DISCONNECT
DN	DOWN
EM	EMERGENCY
EC	EMPTY CONDUIT
EF	EXHAUST FAN
ELEC	ELECTRICAL
EMT	ELECTRICAL METAL TUBING
EX	EXISTING
ETR	EXISTING TO REMAIN
FBO	FURNISHED BY OTHER
FDR	FEEDER
FLEX	FLEXIBLE
FMC	FLEXIBLE METAL CONDUIT
FSD	FIRE SMOKE DAMPER
FT	FEET OR FOOT
GND	GROUND
GFCI	GROUND FAULT CIRCUIT INTERRUPTER
GSC	GALVANIZED STEEL CONDUIT
HP	HORSE POWER
HZ	HERTZ
IMC	INTERMEDIATE METAL CONDUIT
IG	ISOLATED GROUND
KAIC	KILO-AMPS INTERRUPTING CAPACITY
KV	KILOVOLT
KVA	KILOVOLT AMPERE
KW	KILOWATT
LTG	LIGHTING
MCB	MAIN CIRCUIT BREAKER
MCM,KCML	THOUSAND CIRCULAR MILS
MD	MOTORIZED DAMPER
ML	MAGNETIC DOOR HOLDER
MLC	MOTOR LOGIC CONTROL
MLO	MAIN LUGS ONLY
MTD	MOUNTED
MTG	MOUNTING
MTS	MANUAL TRANSFER SWITCH
N	NORMAL
NEMA	NATIONAL ELECTRICAL MANUFACTURERS ASSOCIATION
NIC	NOT IN CONTRACT
NTS	NOT TO SCALE
PC	PERSONAL COMPUTER
PH, Ø	PHASE
PNL	PANEL
PWR	POWER
RL	RELOCATED EXISTING DEVICE
REF	REFRIGERATOR
SCCR	SHORT CIRCUIT CURRENT RATING
SD	SMOKE DAMPER
SP	SMOKE PURGE
SS	STAINLESS STEEL
TYP	TYPICAL
TVSS	TRANSIENT VOLTAGE SURGE SUPPRESSOR
UIC	UNDERCOUNTER
UH	UNIT HEATER
U.O.N.	UNLESS OTHERWISE NOTED
V	VOLTAGE
VB	VIEWBOX
VFD	VARIABLE FREQUENCY DRIVE
W	WIRE
WOS	WITHOUT SUBSTITUTION
WP	WEATHERPROOF
WR	WEATHER-RESISTANT

Owner
Storm King Art Center
1 Museum Road
New Windsor, NY 12553
+1 (845) 534-3115

Design Architect
heneghan peng architects
14-16 Lord Edward Street
Dublin, D02 YC63
+353 1 633 9000

Executive Architect
WXY Architecture + Urban Design
224 Centre Street, 5th Floor
New York, NY 10013
+1 (212) 219-1953

Landscape Architect
Gustafson Porter + Bowman
1 Cobham Mews
London, MW1 9SB
+44 020 7284 8950

Reed Hilderbrand LLC
33 Whitney Avenue, 3rd Floor
New Haven, CT 06510
+1 (617) 923-2422

Structural & Lighting
ARUP
77 Water Street
New York, NY 10005
+1 (212) 896-3000

MEPF & IT
BuroHappold
100 Broadway #23
New York, NY 10005
+1 (212) 616-0228

Civil
VHB
100 Great Oaks Blvd., Suite 118
Albany, NY 12203
+1 (518) 389-3606

AV & Acoustics
LSTN Consultants
76 Beaver Street, 2nd Floor
New York, NY 10005
+1 (347) 788-0810

Facade
Front Inc.
100 E. Broadway Street, #501
New York, NY 10002
+1 (212) 242-2220

Key Plan

Description	Date
50% Design Development	02/24/20
100% Design Development	05/29/20
50% Construction Documents	11/06/20

Project

Storm King Art Center Welcome Pavilions

Seal

NOT FOR CONSTRUCTION

Drawing Title

Abbreviations, Symbols and Legends

Date	11/06/20
Scale	Not to Scale
Drawing Number	E-W-001
Sheet Size	ARCH D

A. CONTRACT PERFORMANCE

1. EXECUTE THE WORK IN THE BEST AND MOST THOROUGH MANNER AND TO THE SATISFACTION OF THE CONSULTING ENGINEER, WHO WILL, JOINTLY INTERPRET THE MEANING OF THE DRAWINGS AND SPECIFICATIONS AND SHALL HAVE THE POWER TO REJECT ANY WORK AND MATERIALS, WHICH IN THEIR JUDGMENT ARE NOT IN FULL ACCORDANCE THEREWITH.

2. EXCEPT FOR CHANGES AS MAY BE SPECIFICALLY APPROVED BY THE CONSULTING ENGINEERS, IN ACCORDANCE WITH ALTERNATES OF OPTIONS STATED HEREINAFTER, ALL WORK MUST BE IN FULL ACCORDANCE WITH THE INTENT OF THE PLANS AND SPECIFICATIONS, COMPLETE IN EVERY WAY AND READY FOR SATISFACTORY AND EFFICIENT OPERATION WHEN DELIVERED TO THE OWNER.

3. WHERE DISAGREEMENTS OCCUR BETWEEN THE PLANS AND THE SPECIFICATIONS, OR WITHIN EITHER DOCUMENT ITSELF, THE ITEM OR ARRANGEMENT OF BETTER QUALITY, GREATER QUANTITY OR HIGHER COST SHALL BE INCLUDED IN THE BASE BID.

4. THE DRAWINGS SHOW THE VARIOUS CONDUIT AND PIPING SYSTEMS SCHEMATICALLY. CONTRACTOR SHALL FURNISH AND INSTALL ALL NECESSARY JUNCTION BOXES, PULL BOXES, SUPPORT AND ACCESSORIES TO MEET APPLICABLE CODES, BUILDING STANDARDS AND FULFILL CONTRACT DOCUMENTS. NO ADDED COMPENSATION WILL BE PERMITTED FOR VARIATIONS DUE TO FIELD CONDITIONS.

5. THE CONTRACTOR COVENANTS AND AGREES THAT THEY AND THEIR SUBCONTRACTORS AND THEY AND THEIR AGENTS, SERVANTS AND EMPLOYEES WILL PROVIDE AND MAINTAIN A SAFE PLACE TO WORK AND THAT THEY WILL COMPLY WITH ALL LAWS AND REGULATIONS OF ANY GOVERNMENTAL AUTHORITY HAVING JURISDICTION THEREOF AND THE CONTRACTOR AGREES TO INDEMNIFY, DEFEND AND HOLD HARMLESS THE CONSULTING ENGINEER, ARCHITECT AND OWNER FROM AND AGAINST ANY LIABILITY, LOSS, DAMAGE OR EXPENSE, INCLUDING ATTORNEY'S FEES ARISING FROM FAILURE OR ALLEGED FAILURE ON THE PART OF THE CONTRACTOR, THEIR SUBCONTRACTORS AND THEIR AGENTS, SERVANTS AND EMPLOYEES TO PROVIDE AND MAINTAIN A SAFE PLACE TO WORK OR TO COMPLY WITH ALL LAWS AND REGULATIONS OF ANY GOVERNMENTAL AUTHORITY HAVING JURISDICTION THEREOF.

6. THE CONTRACTOR AND EACH SUBCONTRACTOR COVENANTS AND AGREES TO INDEMNIFY, DEFEND AND HOLD HARMLESS THE CONSULTING ENGINEER, ARCHITECT AND OWNER FROM AND AGAINST ANY LIABILITY, LOSS, DAMAGE OR EXPENSE, INCLUDING ATTORNEY'S FEES ARISING FROM A FAILURE OR ALLEGED FAILURE ON THE PART OF THE CONTRACTOR, THEIR SUBCONTRACTORS AND THEIR AGENTS, SERVANTS AND EMPLOYEES PROPERLY TO DISCHARGE THE OBLIGATIONS ASSUMED BY THEM IN THE PERFORMANCE OF THE WORK, INCLUDING ANY ACT OR OMISSION ALLEGEDLY RESULTING IN DEATH OR PERSONAL INJURY OR PROPERTY DAMAGE OR IMPROPER CONSTRUCTION, CONSTRUCTION TECHNIQUES OR THE USE OF IMPROPER OR INAPPROPRIATE MATERIAL OR TOOLS.

7. THE CONTRACTOR AGREES THAT ANY CONTROVERSY OR DISPUTE TO WHICH THE CONTRACTOR, THE ARCHITECT, AND THE CONSULTING ENGINEERS ARE PARTIES SHALL BE SUBMITTED TO ARBITRATION FOR DECISION IN ACCORDANCE WITH THE RULES OF THE BUILDING ASSOCIATION FOR CONSTRUCTION INDUSTRY DISPUTES. ALL SUBCONTRACTORS LIKEWISE AGREE TO SUBMIT TO SUCH ARBITRATION ANY DISPUTE BETWEEN OR AMONG THEM, THE CONTRACTOR, THE ARCHITECT AND THE CONSULTING ENGINEERS, AND THE CONTRACTOR AGREES TO MAKE AVAILABLE TO THE CONSULTING ENGINEERS ON DEMAND SIGNED COPIES OF THE CONTRACT BETWEEN THE OWNER AND THE CONTRACTOR AND BETWEEN THE CONTRACTOR AND THEIR SUBCONTRACTORS. THE CONTRACTOR AND EACH SUBCONTRACTOR AGREE THAT BY SUBMITTING A BID WHICH IS ACCEPTED, THIS PARAGRAPH SHALL BE DEEMED A WRITTEN AGREEMENT TO SUBMIT ANY CONTROVERSY THEREAFTER ARISING ARBITRATION.

8. ALL WORK SHALL BE DONE IN CONFORMANCE WITH THE FOLLOWING STANDARDS:

- A. THE NATIONAL ELECTRICAL CODE.
- B. THE NEW YORK STATE BUILDING CODE.
- C. THE REQUIREMENTS OF UNDERWRITERS' LABORATORIES INC.
- D. AMERICAN NATIONAL STANDARD INSTITUTE
- E. ILLUMINATING ENGINEERING SOCIETY
- F. CERTIFIED BALLAST MANUFACTURERS
- G. O.S.H.A. AND ALL AGENCIES HAVING JURISDICTION.

9. OBTAIN ALL NECESSARY PERMITS AND APPROVAL FROM GOVERNING AUTHORITIES AND FILE ALL NECESSARY FORMS. PAY ALL INSPECTION FEES.

10. COORDINATE SCHEDULING OF ALL WORK TO BE PERFORMED WITH OWNER AND/OR THEIR AGENT AND INCLUDE ALL NECESSARY PREMIUM TIME REQUIRED FOR SHUTDOWNS, WORK IN OCCUPIED AREAS, ETC.

11. ALL AREAS ASSOCIATED WITH WORK TO BE PERFORMED SHALL BE EXAMINED PRIOR TO BID SUBMISSION, NO ADDITIONAL COMPENSATION SHALL BE MADE FOR CONDITIONS FOUND DURING INSTALLATION.

12. BEFORE COMMENCING WORK, EXAMINE ALL ADJOINING WORK ON WHICH THIS WORK IS IN ANY WAY DEPENDENT FOR PERFECT WORKMANSHIP ACCORDING TO THE INTENT OF THIS SPECIFICATION, AND REPORT TO THE CONSTRUCTION MANAGER ANY CONDITION WHICH PREVENTS PERFORMANCE OF FIRST-CLASS WORK, NO "WAIVER OF RESPONSIBILITY" FOR INCOMPLETE, INADEQUATE OR DEFECTIVE ADJOINING WORK WILL BE CONSIDERED UNLESS NOTICE HAS BEEN FILED BEFORE SUBMITTAL OF A PROPOSAL.

13. COORDINATE ALL WORK WITH OTHER TRADES TO INSURE INSTALLATION IS MADE IN ACCORDANCE WITH THE CONTRACT DOCUMENTS.

14. FURNISH ADEQUATE LIABILITY INSURANCE AND BONDING AS REQUIRED BY OWNER.

15. INCLUDE ALL LABOR, MATERIALS, AND APPURTENANCES REQUIRED FOR THE FURNISHING, INSTALLING AND TESTING OF ALL WORK, COMPLETE AND MAKE READY FOR OPERATION IN A MANNER SATISFACTORY TO THE ARCHITECT AND CONSULTING ENGINEER, ALL WORK SHOWN ON DRAWINGS AND SPECIFIED HEREIN.

16. ALL WORK SHALL BE GUARANTEED FOR TWO (2) FULL YEARS FROM THE DATE WHEN THE OWNER HAS ISSUED A "CERTIFICATE OF SUBSTANTIAL COMPLETION".

INSTALLATION PROCEDURE

1. THIS CONTRACTORS WORK SHALL INCLUDE, BUT NOT BE LIMITED TO THE FOLLOWING: FURNISHING AND INSTALLATION OF ALL ELECTRICAL WORK, INCLUDING ELECTRICAL AND COMMUNICATIONS OUTLETS IN WALLS AND FLOOR, LIGHTING FIXTURES WITH LAMPS, SWITCHES, DIMMERS, EMERGENCY BATTERY UNITS, ETC., AND ASSOCIATED BRANCH CIRCUIT WIRING, DISCONNECT SWITCHES, SPECIAL RECEPTACLES, ETC. ALL SPECIAL EQUIPMENT, SUCH AS FANS, AIR CONDITIONING UNITS, COPIERS, ETC. WILL BE FURNISHED BY OTHERS (U.O.N.), WHERE EQUIPMENT REQUIRES PERMANENT CONNECTIONS, THESE CONNECTIONS SHALL BE PROVIDED WITH APPROPRIATE DISCONNECTING MEANS.

2. ELECTRICAL CONTRACTOR SHALL COORDINATE ALL WORK SHOWN ON DRAWINGS WITH OTHER TRADES TO ASSURE THAT ALL SYSTEMS ARE COMPLETE AND OPERATIONAL. THIS CONTRACTOR SHALL COORDINATE ALL EQUIPMENT LOCATIONS AND CONDUIT RUNS SUPPLIED AND/OR INSTALLED UNDER THIS SECTION TO AVOID CONFLICTS OR OBSTRUCTIONS TO OTHER TRADES. THIS CONTRACTOR SHALL PROVIDE ALL NECESSARY PULL BOXES, VERTICAL SUPPORT BOXES, AND CONDUIT OFFSETS REQUIRED TO ACCOMPLISH THE ABOVE NOTED COORDINATION AT NO ADDITIONAL COST TO THE OWNER, WHETHER OR NOT INDICATED ON PLANS. ALL VERTICAL SUPPORT BOXES, PULL BOXES, ETC. SHALL BE INSTALLED WHERE REQUIRED TO FACILITATE PULLS AND AT CODE REQUIRED INTERVALS, AT A MINIMUM.

3. CONDUIT RUNS INDICATED ON PLAN ARE FOR REFERENCE ONLY. EXACT LOCATIONS AND ELEVATION SHALL BE DETERMINED AFTER COORDINATION WITH OTHER TRADES. THIS CONTRACTOR SHALL SUPPLY, AS PART OF THEIR SHOP DRAWING SUBMISSION, THE EXACT LOCATION OF ALL CEILING MOUNTED EQUIPMENT AND CONDUIT RUNS INCLUDING PROPOSED LOCATIONS AND MEANS OF SUPPORT AS WELL AS THE EXPECTED LOAD CONCENTRATION AT THE POINTS OF ATTACHMENT. THE ABOVE NOTED INFORMATION SHALL BE REVIEWED BY THE STRUCTURAL ENGINEER BEFORE ANY WORK IS TO COMMENCE.

4. FURNISH AND INSTALL ALL NECESSARY CABLE SUPPORT BOXES, PULL BOXES AND CONDUIT SUPPORTS, WHERE NOTED AND AS REQUIRED BY APPLICABLE CODES. ALL LOW TENSION (COMMUNICATIONS, SECURITY, A.V., ETC.) CONDUIT, FIRE ALARM CONDUIT, ETC., WHICH HAVE RUNS IN EXCESS OF 100 FEET IN LENGTH AND/OR CONTAINING BENDS IN EXCESS OF 180 DEGREES SHALL BE PROVIDED WITH A PULLBOX. ALL PULLBOXES SHALL BE LABELED FOR THEIR INTENDED USE. DECALS SHALL BE PROVIDED TO INDICATE VOLTAGE LEVEL. FIRE ALARM SYSTEM BOXES SHALL BE PAINTED RED, AND ALL WIRE AND CABLE PROVIDED UNDER THIS SECTION SHALL BE TAGGED (WITH FEEDER OR BRANCH CIRCUIT DESIGNATION) AT ALL BOXES WHERE CONDUIT BENDS ARE REQUIRED IN COMMUNICATIONS RACEWAY SYSTEMS, THE RADIUS OF THE RACEWAY BEND SHALL NOT BE LESS THAN TEN TIMES THE DIAMETER OF THE RACEWAY. PULL BOXES FOR COMMUNICATION RACEWAYS WILL BE PROVIDED IN STRAIGHT PULLS ONLY. LABEL EACH RACEWAY (PER TECHNOLOGY DEPT. REQUIREMENTS) EVERY 50 FEET HORIZONTALLY AND ON EACH FLOOR VERTICALLY. SUBMIT LABELING SYSTEM FOR REVIEW.

5. SURVEY EXISTING SPACE, CLOSETS AND PANELBOARDS TO VERIFY SUITABILITY OF INSTALLATION DESIGN INDICATED. ANY MODIFICATIONS NECESSARY TO COMPLY WITH THE DESIGN INTENT SHALL BE INCLUDED IN BID SUBMITTED AND SHALL BE HIGHLIGHTED SO THAT CONSIDERATION TO SAME IS GIVEN DURING BID EVALUATION. INCLUDED IN THIS REQUIREMENT, SHALL BE THE EVALUATION OF THE AVAILABILITY OF BRANCH CIRCUIT CAPACITY TO ACCOMMODATE THE NUMBER OF BRANCH CIRCUITS REQUIRED ON THE DESIGN DOCUMENTS. REROUTING OF CIRCUITS TO ALTERNATE PANELS WITHIN THE SAME CLOSET OR AREA, SHALL BE INCLUDED IN BID PROPOSAL. CIRCUIT NUMBERS INDICATED ARE FOR REFERENCE ONLY.

6. UNLESS SPECIFICALLY APPROVED, NO WIRES SHALL BE PULLED IN UNTIL THE CONDUIT SYSTEM IS COMPLETED, NO GREASE OR OIL SHALL BE USED TO FACILITATE THE PULLING OF WIRES, ONLY APPROVED PULLING COMPOUND SHALL BE USED. ALL WIRES SHALL BE CONTINUOUS BETWEEN OUTLET AND OUTLET, OR FROM PANELBOARD TO THE FIRST OUTLET. JOINTS THAT BECOME NECESSARY IN CIRCUIT WORK AT THE OUTLETS SHALL BE MADE WITH APPROVED PRESSURE CONNECTORS. ALL JOINTS SHALL BE COVERED WITH AN INSULATION EQUAL TO THAT ON THE CONDUCTORS. APPROVED PRESSURE CONNECTORS, IDEAL WINGNUTS, SCOTCH-LOCK, BUCHANAN, OR AS APPROVED, SHALL BE USED.

7. EXACT LOCATIONS AND MOUNTING HEIGHTS OF ALL LIGHTING FIXTURES, SWITCHES, WALL OUTLETS, ETC., SHALL BE IN ACCORDANCE WITH ARCHITECTURAL DRAWINGS, ANY DEVICE OR OUTLET WHICH IS SHOWN ON THE ARCHITECTURAL DRAWINGS AS EXISTING TO REMAIN, WHICH IS NOT SHOWN ON THE ELECTRICAL DRAWINGS, SHALL BE LEFT AS EXISTING AND RELOCATED TO A HEIGHT AS INDICATED ON THE ARCHITECTURAL DRAWINGS.

8. ALL EXISTING DEVICES (RECEPTACLES, TEL/DATA OUTLETS, SWITCHES, FIRE ALARM SYSTEM DEVICES, ETC.) WHICH ARE LOCATED ON WALL WHICH WILL BE RE-FINISHED (SEE ARCHITECTURAL DRAWINGS), SHALL BE TEMPORARILY REMOVED AND REINSTALLED TO MATCH NEW SURFACE CONDITIONS. PROVIDE ANY ADDITIONAL CABLING NEEDED TO RELOCATE AS REQUIRED.

9. NO ELECTRICAL CONNECTIONS SHALL BE MADE TO, OR WORK PERFORMED ON, ENERGIZED EQUIPMENT.

10. FINAL CONNECTIONS TO EQUIPMENT SHALL BE MADE ACCORDING TO VENDOR APPROVED SHOP DRAWINGS.

11. VERIFY ELECTRICAL REQUIREMENTS OF ALL EXISTING AND NEW EQUIPMENT TO BE USED. ALL SPECIAL PURPOSE OUTLETS INDICATED ON PLAN SHALL BE VERIFIED WITH EQUIPMENT MANUFACTURER PRIOR TO INSTALLATION, TO ENSURE PROPER WIRING AND COMPATIBILITY WITH ATTACHMENT PLUGS OR JUNCTION BOXES THAT MAY BE FURNISHED AS AN INTEGRAL PART OF THE EQUIPMENT.

12. COORDINATE ALL LOCATIONS AND HEIGHTS OF STUB-UPS AND OUTLETS IN FIELD WITH VENDORS AND/OR FURNITURE MANUFACTURERS' APPROVED SHOP DRAWINGS. ALL RECEPTACLES ARE TO BE ACCESSIBLE.

13. ELECTRICAL CONTRACTOR SHALL VERIFY AVAILABILITY OF EXISTING CIRCUIT BREAKERS AFTER DEMOLITION OF EXISTING CONDITIONS TO MEET NEW REQUIREMENTS, AND REPORT ANY RESULTING DISCREPANCIES TO THE ARCHITECT AND CONSULTING ENGINEER IMMEDIATELY PRIOR TO PROCEEDING WITH WORK.

14. ALL RECEPTACLES SHALL BE ACCESSIBLE BELOW COUNTERS OR BEHIND EQUIPMENT. CONTRACTOR SHALL COORDINATE EXACT LOCATION OF EQUIPMENT RECEPTACLES WITH EQUIPMENT MANUFACTURER'S REQUIREMENTS AND THE LOCAL INSPECTOR.

15. ELECTRICAL CONTRACTOR SHALL PROVIDE DISCONNECTS FOR ALL EQUIPMENT PER CODE AND SHALL COORDINATE ALL DISCONNECT SWITCH REQUIREMENTS AND LOCATIONS WITH THE ELECTRICAL INSPECTOR, VENDORS APPROVED SHOP DRAWING AND FINAL EQUIPMENT LOCATIONS.

16. ELECTRICAL CONTRACTOR SHALL VERIFY PHASE LOAD BALANCING ON POWER PANELS UPON COMPLETION OF THE ELECTRICAL INSTALLATION, INCLUDE RE-DISTRIBUTION OF CIRCUITS WITHIN PANELS TO BALANCE WITHIN A 10% WINDOW (±5%).

17. ALL CONDUIT AND CABLE "HOMERUNS" SHALL CONSIST OF A SINGLE CIRCUIT PER CONDUIT FOR FEEDERS SERVED BY AN OVERCURRENT PROTECTIVE (OCP) DEVICE IN EXCESS OF 20 AMPERES, SINGLE POLE, WHERE WIRE AND CONDUIT BRANCH CIRCUITS SHARE A CONDUIT HOMERUN, (OCP LESS THAN OR EQUAL TO 20 AMPERES SINGLE POLE) THERE SHALL BE A MAXIMUM OF SIX CIRCUITS COMBINED IN A RACEWAY TO THE PANELBOARD, UNLESS OTHERWISE NOTED. ALL CONDUCTORS SHALL BE DERATED PER NATIONAL ELECTRICAL CODE (LATEST VERSION), COMBINING OF MULTIPLE HOMERUNS (MORE THAN SIX) IN A SINGLE CONDUIT SHALL NOT BE PERMITTED.

18. ALL CONDUIT SHOWN FOR INDOOR WORK SHALL BE EMT (3/4" MINIMUM) WITH SET-SCREW TYPE COUPLINGS UNLESS OTHERWISE NOTED OR PERMITTED BY THE BUILDING RULES AND REGULATIONS.

19. PROVIDE IMC CONDUIT WITH THREADED COUPLINGS WHERE REQUIRED BY CODE.

20. TYPE MC CABLE MAY BE UTILIZED FOR BRANCH LIGHTING AND RECEPTACLE CIRCUITY, WHERE PERMITTED BY CODE AND PROVIDED THAT:

- a. IT IS IN ACCORDANCE WITH THE BUILDING RULES AND REGULATIONS.
- b. CONTAINS AN INSULATED GROUND WIRE.
- c. CONDUIT IS RUN TO THE FIRST DEVICE DOWN-LINE OF THE PANEL (I.E. RECEPTACLE, LIGHT FIXTURE, ETC.).

SPlice BOXES MOUNTED ADJACENT TO THE ELECTRICAL CLOSET SHALL NOT BE PERMITTED TO CONVERT FROM A CONDUIT HOMERUN TO TYPE MC CABLE.

21. INCLUDE ALL LABOR, MATERIALS, AND APPLICATIONS REQUIRED FOR THE FURNISHING, INSTALLING AND TESTING OF ALL WORK SHOWN ON THE DRAWINGS AND SPECIFIED HEREIN, IN A MANNER SATISFACTORY TO THE ARCHITECT.

22. ELECTRICAL CONTRACTOR SHALL BE RESPONSIBLE FOR DETERMINING EXISTING CIRCUITRY ORIGIN, DISTRIBUTION AND REVISING EXISTING CIRCUITRY TO COMPLY WITH NEW CIRCUITRY AS INDICATED ON PLANS.

23. ALL WORK AND/OR EQUIPMENT INSTALLED OUTDOORS SHALL BE APPROVED FOR USE IN WET LOCATIONS.

24. ALL WORK AND/OR EQUIPMENT IN MER'S SHALL BE SUITABLE FOR DAMP LOCATIONS.

25. WHERE CONDUITS, CABLE TRAY OR OTHER ELECTRICAL EQUIPMENT PENETRATE FIRE OR SMOKE RATED WALLS, PARTITIONS, FLOOR SLABS, ETC., THE SPACE BETWEEN THE SLEEVE OR CUTOUT AND THE ELECTRICAL EQUIPMENT SHALL BE CAULKED WITH A UL LISTED, INTUMESCENT TYPE, APPROVED FIRESTOP SYSTEM. SPACE BETWEEN THE SLEEVE OR CUTOUT AND THE ELECTRICAL EQUIPMENT SHALL BE SIZED IN ACCORDANCE WITH THE MANUFACTURER'S REQUIREMENTS FOR CONDUIT SIZE AND DAMMING MATERIAL THICKNESS FOR THE TYPE OF RATED CONSTRUCTION FOR WHICH THE SYSTEM IS TO BE USED. THE FIRESTOP SYSTEM SHALL BE AS MANUFACTURED BY 3M FIRE PROTECTION PRODUCTS OR AS APPROVED. SEE ARCHITECTURAL DRAWINGS FOR FIRE RATING OF WALLS AND FLOORS.

26. WHERE WORK IS ONGOING IN ELECTRICAL PANELS THE COVERS ARE NOT TO BE LEFT OFF UNLESS WORK IS CURRENTLY BEING PERFORMED ON THE PANEL. COVERS SHALL BE REPLACED EACH NIGHT AT THE END OF SHIFT.

27. TEMPORARY POWER FROM EXISTING PANELS FOR LIGHTS, DRILLS, WELDING EQUIPMENT, ETC., SHALL BE LABELED ON THE PANEL AND PRE-APPROVED BY BUILDING OWNER/MANAGER 46 HOURS PRIOR TO INSTALLATION.

C. ARCHITECT'S AND/OR ENGINEER'S REVIEW

1. SUBMIT SHOP DRAWINGS FOR REVIEW PRIOR TO THE START OF ANY WORK, ANY WORK OR EQUIPMENT INSTALLED PRIOR TO REVIEW OF SHOP DRAWINGS AND FOUND TO BE UNACCEPTABLE SHALL BE REMOVED AND MODIFIED AT THE CONTRACTOR'S SOLE EXPENSE INCLUDING ANY RESULTANT SCHEDULING DELAYS EXPERIENCED BY ANY TRADE.

2. THE ARCHITECT AND/OR ENGINEER WILL REVIEW SHOP DRAWINGS AND SAMPLES FOR CONFORMANCE WITH THE DESIGN CONCEPT OF THE PROJECT AND THE INFORMATION CONTAINED IN THE CONTRACT DOCUMENTS. THE ARCHITECT'S AND/OR ENGINEER'S REVIEW OF SHOP DRAWINGS AND SAMPLES IS ONLY FOR THE CONVENIENCE OF THE OWNER IN FOLLOWING THE WORK AND DOES NOT RELIEVE THE CONTRACTOR OF RESPONSIBILITY FOR DEVIATIONS FROM THE REQUIREMENTS OF THE CONTRACT DOCUMENTS. THE ARCHITECT'S AND/OR ENGINEER'S REVIEW SHALL NOT BE CONSTRUED AS A COMPLETE OR DETAILED CHECK OF THE WORK SUBMITTED, NOR SHALL IT RELIEVE THE CONTRACTOR OF RESPONSIBILITY FOR ERRORS OF ANY SORT IN THE SHOP DRAWINGS AND SAMPLES, OR FROM THE NECESSITY OF FURNISHING ANY WORK REQUIRED BY THE CONTRACT DOCUMENTS WHICH MAY HAVE BEEN OMITTED FROM SHOP DRAWING SUBMITTALS.

3. THE REVIEW OF A SEPARATE ITEM SHALL NOT INDICATE REVIEW OF THE COMPLETE ASSEMBLY IN WHICH IT FUNCTIONS. NOTHING IN THE ARCHITECT'S AND/OR ENGINEER'S REVIEW OF SHOP DRAWINGS AND SAMPLES SHALL BE CONSIDERED AS AUTHORIZING:

- a. A DEPARTURE FROM CONTRACT DOCUMENTS OR SPECIFICATIONS, OR,
- b. ADDITIONAL COST TO THE OWNER, OR,
- c. INCREASED TIME FOR COMPLETION OF THE WORK.

4. NO PART OF THE WORK SHALL BE STARTED IN THE SHOP OR IN THE FIELD UNTIL THE ARCHITECT AND/OR ENGINEER HAS REVIEWED THE SHOP DRAWINGS AND SAMPLES FOR THAT PORTION OF THE WORK. THEREAFTER, THE WORK SHALL BE EXECUTED IN ACCORDANCE WITH THE CONTRACT DOCUMENTS AND THE INDICATED STATUS OF THE REVIEWED SHOP DRAWING.

5. SAMPLES SHALL BE SUBMITTED FOR REVIEW WHEN REQUESTED BY THE ARCHITECT AND/OR ENGINEER.

6. TWO WEEKS AFTER AWARD OF CONTRACT SUBMIT A SHOP DRAWING LOG FOR REVIEW WITH SUBMITTAL DATES AND SUBMITTAL TYPE.

7. PROVIDE OPERATIONS AND MAINTENANCE MANUALS FOR ALL EQUIPMENT AND MATERIALS.

D. RECORD DRAWINGS

1. PREPARE AND FURNISH TO OWNER "AS BUILT" PLANS FOR ALL WORK INSTALLED. PROVIDE CAD DRAWINGS AND CAD FILES ON A COMPACT DISC COMPLETED IN THE LATEST VERSION OF AUTOCAD. ALL DRAWINGS SHALL BE IN A STYLE COMMENSURATE WITH THE ENGINEERING DESIGN. THE ENGINEERING DESIGN CAD DRAWINGS OR BACKGROUNDS WILL BE FURNISHED FOR USE TO THE CONTRACTOR FOR THE PURPOSE OF THIS SUBMISSION (SUBMIT A CAD INDEMNIFICATION AGREEMENT).

2. DURING CONSTRUCTION, KEEP AN ACCURATE RECORD OF ALL DEVIATIONS BETWEEN THE WORK AS SHOWN ON DRAWINGS AND THAT WHICH IS ACTUALLY INSTALLED. THIS RECORD SET OF PRINTS SHALL BE KEPT AT JOB SITE FOR INSPECTION.

3. UPON COMPLETION OF THE INSTALLATION, SUBMIT ONE SET OF BLACK AND WHITE PRINTS OF THESE "AS-BUILT" RECORD DRAWINGS TO THE CONSULTING ENGINEER FOR REVIEW. AFTER REVIEW BY THE CONSULTING ENGINEER, MAKE NECESSARY CHANGES TO THESE PRINTS AND THEN DELIVER THEM TO THE OWNER FOR RECORD. FINAL PAYMENT WILL BE WITHHELD UNTIL COMPLETION OF "AS-BUILT" DRAWINGS.

4. AS-BUILT DRAWINGS SHALL CONTAIN EXACT ROUTING AND ELEVATIONS OF ALL CONDUIT BANKS, ACTUAL PANELBOARD CIRCUIT BREAKER POLE POSITIONS USED FOR EACH CIRCUIT, AND EXACT LOCATION OF ALL EQUIPMENT. ALL DIMENSIONS SHALL BE REFERENCED TO BUILDING STRUCTURE CENTERLINES.

E. EQUIPMENT SPECIFICATIONS

1. ALL EQUIPMENT AND MATERIALS SHALL BE NEW, UL LISTED AND SHALL CONFORM TO ANY ADDITIONAL LABELING, TESTING AND CONSTRUCTION REQUIREMENTS ESTABLISHED BY THE GOVERNING AUTHORITIES. SAME SHALL BE GUARANTEED FOR 1 YEAR SUBSEQUENT TO FINAL ACCEPTANCE.

2. ALL EQUIPMENT (ELECTRICAL AND MECHANICAL) SHALL BE SPECIFIED TO HAVE VOLTAGE RATINGS COMPATIBLE WITH THE PROVISIONS OF ANSI C84.

3. ALL EXISTING EQUIPMENT TO BE RELOCATED, OR TO BE INSTALLED FROM STORAGE SHALL BE CLEANED.

4. ALL LOW TENSION CONDUIT FOR DATA, TELEPHONE, SECURITY, A.V., TELEVISION, ETC., SHALL BE 1" MINIMUM IMC EMT OR ALUMINUM U.O.N. TERMINATE WITH BUSHED OPENING IN HUNG CEILING OR UNDER RAISED FLOOR. EMPTY FLEXIBLE CONDUIT SHALL NOT BE PERMITTED FOR LOW TENSION CABLING UNLESS WRITTEN APPROVAL IS OBTAINED FROM THE ARCHITECT AND ENGINEER. ALL LOW TENSION EMPTY CONDUIT SHALL BE PROVIDED WITH TRU-MEASURE TYPE DRAG LINES FOR FUTURE CABLE INSTALLATION.

5. ALL WALL MOUNTED TELEPHONE AND COMMUNICATIONS OUTLETS SHALL HAVE THE EMPTY CONDUIT STUBBED AND BUSHED INTO AN ACCESSIBLE AREA IN THE HUNG CEILING OR RAISED FLOOR. (NOTE: ACCESSIBLE AREA MAY BE OUTSIDE THE ROOM/AREA IF AN INACCESSIBLE CEILING IS UTILIZED.)

6. INTERMEDIATE METAL CONDUIT SHALL BE USED WHERE SUBJECTED TO ANY WATER OR MOISTURE CONDITIONS, OR WHERE BURIED IN SLAB.

7. PROVIDE CONDUIT EXPANSION FITTINGS TOGETHER WITH BONDING JUMPER AND SUITABLE SLEEVES WHERE REQUIRED. CONDUIT EXPANSION FITTING SHALL BE INSTALLED IN EACH CONDUIT RUN WHEREVER IT CROSSES AN EXPANSION JOINT IN THE STRUCTURE. THE EXPANSION FITTING SHALL BE INSTALLED ON ONE SIDE OF THE JOINT WITH ITS SLIDING SLEEVE END FLUSH WITH THE JOINT AND WITH A LENGTH OF BONDING JUMPER IN THE EXPANSION JOINT EQUAL TO AT LEAST THREE TIMES THE NORMAL WIDTH OF THE JOINT.

8. ALL 20A, SINGLE POLE, 120 VOLT OR 208 VOLT BRANCH CIRCUIT RUNS IN EXCESS OF 100 FEET FROM THE PANEL TO THE DEVICE SHALL BE PROVIDED WITH #10 MINIMUM AWG WIRE FOR ITS ENTIRE LENGTH.

9. JUNCTION OR PULL BOXES SHALL BE FURNISHED AND INSTALLED WHERE INDICATED ON PLANS AND WHEREVER ELSE SUCH A BOX MAY BE NECESSARY TO FACILITATE INSTALLATION OR CONFORM TO CODE REQUIREMENTS. COORDINATE LOCATIONS OF SAME WITH ARCHITECT FOR ACCESSIBILITY AND AESTHETIC CONSIDERATIONS. GENERALLY, JUNCTION BOXES AND PULL BOXES SHALL BE INSTALLED EVERY 100 FEET IN CONDUIT HORIZONTAL RUNS AND SHALL NOT BE EXPOSED IN FINISHED SPACES. ALL CABLES WITHIN PULL BOXES SHALL BE PROPERLY TAGGED FOR IDENTIFICATION. LABEL ALL CONDUITS WITH FEEDER DESIGNATION, AT ENTRY AND EXIT TO THE BOX.

10. PROVIDE A #10 AWG NEUTRAL FOR ALL 20A CIRCUITS WHERE EITHER TWO OR THREE PHASES SHARE A SINGLE CONDUIT NEUTRAL.

11. PROVIDE WIRE TROUGHS WHERE A RACEWAY IS REQUIRED TO ACCESS THE FLOOR SYSTEM.

12. INSULATING BUSHINGS OR INSULATING THROATS SHALL BE INSTALLED ON ALL FITTINGS.

13. COORDINATE WITH PUBLIC ADDRESS SYSTEM VENDOR FOR EMERGENCY CONTROL PANEL REQUIREMENTS.

14. ANY VFDS SHALL HAVE LINE AND LOAD SIDE POWER FILTERING.

F. LIGHTING FIXTURES

1. ALL FLUORESCENT LIGHT FIXTURES SHALL BE PROVIDED WITH HIGH POWER FACTOR, HIGH FREQUENCY ELECTRONIC BALLASTS. BALLASTS SHALL BE UL LISTED, CLASS P, SOUND RATED A.

2. ALL LIGHTING FIXTURES SHALL BE CONNECTED USING MAXIMUM 6 FOOT LENGTH OF FLEXIBLE METAL CONDUIT FROM ACCESSIBLE CEILING OUTLET BOX USING LOCK NUT TYPE FITTINGS WITH GROUNDING AS REQUIRED BY GOVERNING CODES. PROVIDE #12 GROUND WIRE.

3. ALL EMERGENCY LIGHTING FIXTURES SHALL CONTAIN AN INTEGRAL EMERGENCY BATTERY UNIT, CONSISTING OF NICKEL-CADMIUM BATTERY AND AN AUTOMATIC SOLID STATE CHARGER WITH VISIBLE CHARGING LED. UNIT SHALL ILLUMINATE (1) ONE LAMP PER FIXTURE AT A NORMAL LAMP LUMEN OUTPUT OF 30 PERCENT MINIMUM RATED LUMEN OUTPUT FOR MINIMUM 90 MINUTES. EMERGENCY BATTERY UNIT SHALL BE AS MANUFACTURED BY LIGHT ALARMS ELECTRONICS CORP., EMERGI-LITE OR DUAL-LITE.

4. ALL EXIT SIGNS SHALL BE PROVIDED WITH AN EMERGENCY BATTERY BALLAST WITH 90 MINUTES (MIN.) OF BATTERY LIFE. BATTERY BALLAST SHALL BE SPECIFIC TO EXIT SIGN MANUFACTURER.

5. WHERE LIGHT FIXTURES ARE DENOTED AS EMERGENCY LIGHTS TO BE SWITCHED, A HOT LEG SHALL BE BROUGHT TO THE EMERGENCY BATTERY BALLAST TO SIGNAL AND CHARGE THE BATTERY BALLAST, WHETHER THE SWITCH LEG IS "ON" OR "OFF". THEREFORE, THE FIXTURE SHALL BE SWITCHABLE. EMERGENCY BATTERY BALLAST SHALL BE BODINE TYPE B50 FOR ALL 2x4' FLUORESCENT FIXTURES AND BODINE TYPE B94 FOR ALL COMPACT FLUORESCENT DOWNLIGHTS.

6. BRANCH CIRCUITS SHALL IN ALL CASES CONTAIN THE NECESSARY NUMBER OF WIRES TO AFFORD THE SWITCH CONTROL INDICATED. ALL LIGHTING CIRCUITS WHICH ARE CONTROLLED BY DIMMERS SHALL NOT SHARE A NEUTRAL WITH ANOTHER CIRCUIT, BUT SHALL HAVE A SEPARATE NEUTRAL CONDUCTOR TO THE PANEL, WHETHER OR NOT INDICATED ON PLAN. EACH DIMMER SHALL BE SEPARATELY GANGED (FULLY ENCLOSED).

7. PROVIDE NEW LAMPS FOR ALL EXISTING FIXTURES WHICH HAVE BEEN RELOCATED.

8. ALL LIGHT FIXTURES SHALL BE SPECIFIED ON THE ELECTRICAL AND/OR ARCHITECTURAL DOCUMENTS. IT SHALL BE THIS CONTRACTOR'S RESPONSIBILITY TO OBTAIN THE EXACT FIXTURE SPECIFICATIONS FOR THE PROJECT PRIOR TO THE SUBMISSION OF BID. REGARDLESS OF WHERE THE FIXTURE, LAMPS AND BALLASTS ARE SPECIFIED, THIS CONTRACTOR SHALL INCLUDE HIGH POWER FACTOR/ENERGY EFFICIENT BALLASTS AND HIGH EFFICIENCY LAMPS WHICH MEET OR EXCEED THE REQUIREMENTS OF THE NEW YORK STATE CONSERVATION CONSTRUCTION CODE AND ANY CURRENT REBATE REQUIREMENTS FOR CON EDISON, WYERDA, ETC. FOR ALL FIXTURE TYPES.

9. THIS CONTRACTOR SHALL BE RESPONSIBLE FOR COMPLETING AND FILING ALL LIGHTING REBATE FORMS, ON BEHALF OF THE CLIENT, AND IN COORDINATION WITH THE ENGINEER AND ARCHITECT, REQUIRED FOR A REBATE WITH THE GOVERNING AUTHORITY AND/OR UTILITY AS REQUIRED PRIOR TO THE PURCHASE OF FIXTURES IN ORDER TO ACHIEVE THE MAXIMUM REBATE AMOUNT. THIS CONTRACTOR SHALL ALSO INCLUDE FILING FOR MOTION/OCCUPANCY SENSORS, TIMECLOCKS, ETC. AS PART OF THE REBATE PROCESS WHERE APPLICABLE.

10. ALL FIXTURES DENOTED AS NIGHTLIGHTS SHALL BE FED WITH AN UNSWITCHED HOT LEG. ALL LIGHTING CIRCUITS SHOWN TO BE CONTROLLED BY A LIGHTING CONTACTOR OR TIMECLOCK AND RELAY COMBINATION SHALL HAVE THE HOT LEG TAPPED AHEAD OF THE RELAY CONTACT IN ORDER TO FEED NIGHTLIGHTS, EMERGENCY BATTERY UNITS AND OCCUPANCY SENSORS SO THAT THE RELAY CONTACT DOES NOT AFFECT THE CIRCUIT LEG TO THESE DEVICES.

G. SLEEVES

1. PROVIDE SLEEVES FOR ALL CONDUIT PASSING THROUGH FLOORS, WALLS, PARTITIONS AND ROOFS. SLEEVED ASSEMBLIES SHALL BE APPROVED FOR INTENDED USE FOR ALL WATERPROOF INSTALLATIONS (ROOF, FOUNDATION WALL, ETC.). PROVIDE OZ GEDNEY ASSEMBLIES, OR AS REVIEWED.

2. PROVIDE SLEEVES WITH AN I.D. AT LEAST 1/2 INCH GREATER THAN OUTSIDE OF CONDUIT SERVED.

3. WHERE PLENUM CABLING PENETRATES FIRE OR SMOKE RATED WALLS, PARTITIONS, FLOOR SLAB, ETC., PROVIDE SLEEVES (AS DESCRIBED HEREINBEFORE) THROUGH RATED CONSTRUCTION. ALL CABLING SHALL BE RUN THROUGH THESE SLEEVES. SLEEVES SHALL BE LOCATED AS REQUIRED AND SHALL BE FILLED WITH A UL LISTED, INTUMESCENT TYPE, APPROVED FIRESTOP SYSTEM. QUANTITY OF CABLES, CONFIGURATIONS OF CABLES, ETC. SHALL BE IN ACCORDANCE WITH THE MANUFACTURER'S REQUIREMENTS FOR THE TYPE OF RATED CONSTRUCTION FOR WHICH THE SYSTEM IS TO BE USED. THE FIRESTOP SYSTEMS SHALL BE AS MANUFACTURED BY 3M FIRE PROTECTION PRODUCTS, SPEC SEAL FIRE STOP PRODUCTS OR AS APPROVED. SEE ARCHITECTURAL DRAWINGS FOR FIRE RATINGS OF WALLS AND FLOORS.

H. PANELBOARDS

1. ALL PANELBOARDS SHALL BE OF THE ENCLOSED TYPE. FLUSH OR SURFACE MOUNTED, AS REQUIRED, IN CODE GAUGE STEEL CABINETS WITH STEEL TRIM, CONCEALED HINGES, DOORS AND FLUSH TYPE LOCKS. ALL KEYS ALIKE. PROVIDE DUAL CONCEALED HINGED DOORS (DOOR-IN-DOOR CONSTRUCTION) WITH TWO KEYS LATCHES, AND WITHOUT BOLTS OR SCREWS ON THE NON-HINGED SIDE OF THE DOOR. ALL EXISTING PANELS SHALL BE RETROFITTED WITH DOOR-IN-DOOR COVERS. PROVIDE FLUSH DOORS WHERE INDICATED ON DOCUMENTS (SEE ARCHITECTURAL DRAWINGS.)

2. ALL BUSES, INCLUDING NEUTRAL, SHALL BE ELECTRICAL GRADE HARD-DRAWN COPPER AND SIZED IN CONFORMANCE WITH NEMA STANDARDS. BUSES SHALL BE ARRANGED FOR SEQUENCE PHASING AND LOADS SHALL BE BALANCED AS EQUALLY AS POSSIBLE AMONGST THE THREE PHASES.

3. PANELBOARDS SHALL BE EQUIPPED WITH QUICK-MAKE, QUICK-BREAK FUSED SWITCHES OR BOLT-ON MOLDED CASE CIRCUIT BREAKERS, OF VOLTAGE REQUIRED, AND OF SIZE AND NUMBER OF POLES INDICATED ON THE SCHEDULES.

4. A TYPE WRITTEN DIRECTORY OF 5 INCHES X 8 INCHES WITH METAL FRAME AND LEXAN FACE SHALL BE PROVIDED ON THE INSIDE OF THE DOOR OF EACH CABINET, INDICATING THE LOAD SERVED BY EACH CIRCUIT. UTILIZE ARCHITECTURAL DRAWINGS TO INDICATE ROOM NAMES AND NUMBERS OF ALL EQUIPMENT SERVED. UPDATE PANEL DIRECTORIES OF ALL EXISTING PANELS.

5. POWER, LIGHTING AND UTILITY PANELS FOR 120/208 VOLT SHALL BE BOLT-ON CIRCUIT BREAKER TYPE UNLESS OTHERWISE NOTED. SINGLE POLE BRANCHES SHALL BE BOLT-ON TYPE OF AT LEAST 10,000 AMPERES RMS SYMMETRICAL INTERRUPTING CAPACITY (OR AS INDICATED ON THE DRAWINGS). MULTIPLE POLE BREAKERS SHALL BE COMMON TRIP. OF THE CAPACITY AND NUMBER OF POLES AS INDICATED IN SCHEDULES. PANELBOARDS SHALL BE EQUIPPED WITH 200% SOLID NEUTRAL BAR AND CONTAIN THE NUMBER OF POLES, OVERCURRENT TRIPPING DEVICES AND BUSED SPACES AS SPECIFICALLY SCHEDULED. PANELBOARDS SHALL INCLUDE A SEPARATE GROUND BUS ISOLATED FROM THE CASING. FUSIBLE TYPE PANELS SHALL CONFORM TO REQUIREMENTS OF ABOVE PARAGRAPH.

6. PROVIDE ISOLATED GROUND BUSES ON STAND-OFF ISOLATORS WHERE INDICATED ON SCHEDULES.

7. PROVIDE NEW CIRCUIT BREAKERS IN BOTH NEW AND EXISTING PANELS AS REQUIRED TO MEET THE SCHEDULES OR CIRCUIT DESIGN INTENT.

8. GUTTER SPACE SHALL BE INCREASED WHEN CONTAINING FEEDER TAPS.

9. PROVIDE WIRE TROUGHS WHERE ACCESS TO THE FLOOR SYSTEM IS REQUIRED.

10. WHERE SPACE LIMITATIONS REQUIRE REDUCED PANEL WIDTH, PROVIDE VERTICAL (SINGLE ROW) BREAKER TYPE PANELS AS PART OF THE INITIAL SCOPE PRICE.

11. ALL PANEL BUS BARS SHALL CONSIST OF A MINIMUM 1/8 INCH DEPTH COOPER BUS.

12. PROVIDE GFI TYPE BRANCH CIRCUIT BREAKERS FOR ALL CIRCUITS SERVING HEAT TRACING CIRCUITS, H-WATT CIRCUITS, FREEZE PROTECTION CIRCUITS, WINDOW WASHING CIRCUITS, OUTDOOR CIRCUITS, ETC. AND AS REQUIRED BY CODE.

Owner

Storm King Art Center
1 Museum Road
New Windsor, NY 12553
+1 (845) 534-3115

Design Architect

heneghan peng architects
14-16 Lord Edward Street
Dublin, D02 YC63
+353 1 633 9000

Executive Architect

WXY Architecture + Urban Design
224 Centre Street, 5th Floor
New York, NY 10013
+1 (212) 219-1953

Landscape Architect

Gustafson Porter + Bowman
1 Cobham Mews
London, MW1 9SB
+44 20 7284 8950

Reed Hilderbrand LLC

33 Whitney Avenue, 3rd Floor
New Haven, CT 06510
+1 (617) 923-2422

Structural & Lighting

ARUP
77 Water Street
New York, NY 10005
+1 (212) 896-3000

MEFP & IT

BuroHappold
100 Broadway #23
New York, NY 10005
+1 (212) 616-0228

Civil

VHB
100 Great Oaks Blvd., Suite 118
Albany, NY 12203
+1 (518) 389-3606

AV & Acoustics

LSTN Consultants
76 Beaver Street, 2nd Floor
New York, NY 10005
+1 (347) 788-0810

Facade

Front Inc.
100 E. Broadway Street, #501
New York, NY 10002
+1 (212) 242-2220

Key Plan

Description	Date</
-------------	--------

J. FUSES

1. ALL FUSES SHALL BE OF THE SAME MANUFACTURER, BUSSMANN, OR AS APPROVED, AND SHALL BE INSTALLED, AS REQUIRED, IN ALL CUTOUTS, PANELS AND SAFETY SWITCHES.
2. UNLESS OTHERWISE NOTED, FUSES SHALL BE BUSSMAN TYPE LPN, LPS OR KRP-C.

K. OCCUPANCY SENSORS

1. OCCUPANCY SENSORS SHALL BE UTILIZED TO AUTOMATICALLY TURN OFF LIGHT FIXTURES WHEN THE AREA SENSED IS NOT OCCUPIED. OCCUPANCY SENSORS SHALL HAVE A TIME DELAY BEFORE TURNING OFF, WHICH SHALL BE CONTINUOUSLY ADJUSTABLE FROM 30 SECONDS TO 12 MINUTES. OCCUPANCY SENSORS SHALL HAVE A SENSITIVITY ADJUSTMENT TO MODIFY THE FIELD OF VIEW.
2. WALL MOUNTED OCCUPANCY SENSORS SHALL OPERATE AS FOLLOWS: RED LED WILL INDICATE WHEN UNIT IS BEING TRIGGERED PLUS IT WILL GLOW WHEN OFF TO FACILITATE LOCATION IN AN UNLIT ROOM. WALL MOUNTED AREA SENSORS SHALL UTILIZE PASSIVE INFRARED OPERATION. THE SENSOR SHALL EMIT A "BEEP" WARNING TONE BEFORE SHUTTING OFF. SENSOR OPERATION SHALL BE AS FOLLOWS: TAP TOP OF SWITCH TO TURN ON; AUTOMATIC TURN OFF; TAP BOTTOM OF SWITCH TO TURN OFF. SENSOR SHALL BE ABLE TO BE MOUNTED IN A SINGLE GANG WALL BOX AND BE GANGABLE WITH OTHER DESIGNER STYLE ELECTRICAL DEVICES AND FACEPLATES. SENSOR SHALL BE PROVIDED WITH A DESIGNER STYLE SCREWLESS FACEPLATE, COLOR AS SELECTED BY THE ARCHITECT.
3. CEILING MOUNTED AREA SENSOR SHALL UTILIZE PASSIVE INFRARED OPERATION. WHEN THE SENSOR DETECTS THE PRESENCE OF AN OCCUPANT, THE LIGHTS WILL AUTOMATICALLY TURN ON. IF NO OCCUPANT MOTION OCCURS WITHIN THE ADJUSTABLE TIME DELAY PERIOD, THE LIGHTS SHALL AUTOMATICALLY BE TURNED OFF. THE SENSOR SHALL HAVE A LED INDICATOR TO PROVIDE FEEDBACK TO THE POWER PACK WHEN DETECTING MOVEMENT AND SHALL HAVE A SENSITIVITY AND TIMING ADJUSTMENT. ALL COMPONENTS TO BE CONTAINED WITHIN A 1 INCH HIGH BY 6 INCH LONG WHITE PLASTIC HOUSING, USING FOUR (4) HEAD SENSORS AT FIXED ANGLES. PROVIDE THREE (3) FREQUENCY DEVICES FOR ALTERNATE PATTERN INSTALLATION. PROVIDE ACCOMPANYING SWITCHPACK WITH PROPER HEAD QUANTITY AS SPECIFIED BY MANUFACTURER. UNIT SHALL NOT DETECT MOTION THROUGH GLASS AND SHALL BE MOUNTED A MINIMUM OF SIX (6) FEET FROM STRONG AIR TURBULENT DEVICES.
- L. LIGHTING CONTACTOR
1. THE REMOTE CONTROL LIGHTING CONTACTOR SHALL BE ELECTRICALLY OPERATED BY A DUAL-ACTING, SINGLE-SOLENOID MECHANISM THAT IS INHERENTLY INTERLOCKED AND MECHANICALLY HELD IN BOTH THE OPEN AND CLOSED POSITIONS. THE MAIN CONTACTS SHALL BE POWER DRIVEN IN BOTH DIRECTIONS. POSITIVE LOCKING AND CONTACT POSITIONS SHALL NOT BE DEPENDENT ON GRAVITY, HOOKS, LATCHES OR SEMI-PERMANENT MAGNETS.
2. THE REMOTE CONTROL LIGHTING CONTACTOR SHALL BE CAPABLE OF OPERATING IN ANY POSITION. PROVISIONS SHALL BE INCORPORATED FOR MANUAL OPERATION DURING INSPECTION AND MAINTENANCE.
3. THE REMOTE CONTROL LIGHTING CONTACTOR SHALL BE UNDERWRITERS' LABORATORIES LISTED UNDER UL 508. MAIN CONTACTS SHALL BE DOUBLE BREAK, CONTINUOUS DUTY RATED 20 AMPS TO 600 VOLTS AC, AND BE MARKED FOR BALLAST LIGHTING, TUNGSTEN AND GENERAL PURPOSE LOADS. LIGHTING CONTACTORS REQUIRING DERATING WHEN USED IN AN ENCLOSURE OR WITH TUNGSTEN LAMP LOADS SHALL NOT BE ACCEPTABLE.
4. THE REMOTE CONTROL LIGHTING CONTACTOR SHALL BE PROVIDED WITH CLAMP-TYPE, SELF-RISING TERMINAL PLATES FOR SOLDERLESS CONNECTION OF LINE, LOAD AND CONTROL CONDUCTORS. TERMINALS SHALL ACCEPT A WIRE RANGE OF #18 TO #10 AWG CU.
5. THE NUMBER OF POLES, UP TO A MAXIMUM OF 12, ON A SINGLE REMOTE CONTROL LIGHTING CONTACTOR, SHALL BE PROVIDED AS INDICATED ON PLANS.
6. THE REMOTE CONTROL LIGHTING CONTACTOR SHALL BE UL LISTED FOR THE FOLLOWING SHORT-CIRCUIT WITHSTAND CURRENT RATINGS WHEN COORDINATED WITH A UL-LISTED MOLDED CASE CIRCUIT BREAKER RATED 30 AMPERES: 10000 AMPS RMS SYMMETRICAL 600 VOLTS, 60HZ.
7. THE OPERATING COIL AND MAIN CONTACTS SHALL BE REPLACEABLE FROM THE FRONT WITHOUT MAJOR DISASSEMBLY AND VISUAL INDICATION SHALL BE PROVIDED FOR EACH MAIN CONTACT.
8. PROVISIONS SHALL BE INCLUDED TO PERMIT REMOTE PILOT LAMP-TYPE VISUAL INDICATIONS WITHOUT THE NECESSITY FOR AUXILIARY CONTACTS OR ADDITIONAL WIRING.
9. EACH REMOTE CONTROL LIGHTING CONTACTOR SHALL BE FURNISHED WITH AN OWNER'S MANUAL PROVIDING INSTALLATION AND OPERATING INSTRUCTIONS.
10. THE REMOTE CONTROL LIGHTING CONTACTOR SHALL BE AN ASCO 917 OR APPROVED EQUAL IN NEMA 1 ENCLOSURE.
- M. TIME CLOCK
1. TIME CLOCK SHALL BE DIGITAL TYPE, WITH ASTRONOMIC AND PULSE SWITCHING CAPABILITY, LCD DISPLAY, AM/PM FORMAT, MANUAL OVERRIDE, SEPARATE SCHEDULING FOR EACH DAY OF THE WEEK, DIFFERENT DAILY SCHEDULES PROGRAMMABLE WITHIN EACH SEASON.
2. ENCLOSURE SHALL BE NEMA 1 TYPE.
3. TERMINALS SHALL BE CAPABLE OF RECEIVING #8AWG WIRE.
4. TIME CLOCK SHALL BE TORK MODEL DLC400BP OR APPROVED EQUAL.

N. GENERAL

1. OUTLET BOXES SHALL BE CODE GAUGE GALVANIZED STAMPED STEEL, 4 INCH SQUARE BY 1-1/2 INCHES DEEP FOR POWER AND 4 INCHES SQUARE BY 2-1/2 INCHES DEEP FOR COMMUNICATION, FIRMLY ANCHORED IN PLACE. BOX VOLUME SHALL BE AS REQUIRED BY GOVERNING CODES WITH BLANK COVERS PROVIDED FOR ALL BOXES USED FOR JUNCTION PURPOSES. GEM BOXES SHALL ONLY BE USED WHERE DIMENSIONAL RESTRAINTS EXIST AND WHERE THE CONTRACTOR HAS OBTAINED PERMISSION FROM THE ENGINEER. MULTI-GANG BOXES SHALL BE PROVIDED WITH EXTENSION COLLARS MOUNTED WITHIN 1/8 INCH OF OUTER SURFACE, WHERE OUTLET BOXES ARE SHOWN FOR FLUSH MOUNTED DEVICES. A SINGLE GANG PLASTER RING SHALL BE PROVIDED, AND MOUNTED WITHIN 1/8 INCH OF OUTER SURFACE.
2. DISCONNECT SWITCHES SHALL BE QMOB FUSIBLE OR NONFUSIBLE WITH CURRENT AND VOLTAGE RATING AS INDICATED ON PLANS. SWITCHES SHALL BE HORSEPOWER RATED, ENCLOSED TYPE, SUITABLE FOR PADLOCKING IN OPEN POSITION.
3. HORSEPOWER RATED THERMAL SWITCHES (BRYANT OR AS APPROVED) SHALL BE USED FOR ALL MOTOR CIRCUITS. ELECTRICAL CONTRACTOR SHALL INSTALL WHERE APPLICABLE TOGGLE SWITCHES FOR USE AS DISCONNECT. THESE SWITCHES SHALL BE "T" RATED FOR RESISTANCE LOADS AND "M" RATED FOR MOTOR LOADS.
4. STANDARD DUPLEX CONVENIENCE RECEPTACLES SHALL BE SPECIFICATION GRADE NEMA 5-15R, 5-20R, 2 POLE, 3 WIRE, GROUNDED, 15 OR 20 AMPERE RATED FOR DEVICES SHOWN ON A 15 OR 20 AMPERE CIRCUIT (RESPECTIVELY). PROVIDE DEVICES RATED TO THE EQUIVALENT CIRCUIT BREAKER SIZE UNLESS OTHERWISE NOTED. GROUND FAULT TYPE SHALL BE USED WHERE REQUIRED BY GOVERNING CODES INCLUDING ALL DEVICES SHOWN TO BE WITHIN SIX FEET OF A SINK/WATER.
5. SWITCHES SHALL BE FLUSH, SPECIFICATION GRADE, QUIET TUMBLER TYPE, GROUNDED, BEHIND COMMON PLATE WITH BARRIERED BACK BOX WHERE REQUIRED BY CODE FOR MULTIPLE CIRCUITS GREATER THAN 250 VOLTS. SINGLE POLE SWITCHES SHALL BE 20 AMPERES, 277 VOLT.
6. DEVICE TYPES, MANUFACTURERS AND COLORS SHALL BE SPECIFIED BY THE ARCHITECT. IF NO SPECIFICATION HAS BEEN PROVIDED, THIS CONTRACTOR SHALL OBTAIN ALL INFORMATION REGARDING THE ABOVE FROM THE ARCHITECT PRIOR TO THE SUBMISSION OF BID, OR SHALL INCLUDE THE ABILITY TO FURNISH ANY MANUFACTURER SELECTED BY THE ARCHITECT DURING THE SHOP DRAWING SUBMISSION PHASE.
7. DEVICE PLATES SHALL BE AS INDICATED ON THE ARCHITECTURAL DRAWINGS. COORDINATE EXACT COLOR WITH ARCHITECT.
8. ALL CABLE SHALL BE COPPER WITH THWN OR THHN INSULATION FOR HORIZONTAL APPLICATIONS AND XHHW FOR VERTICAL APPLICATIONS (I.E. WHEN PASSING THROUGH A CABLE SUPPORT BOX), EMPLOYED AT THE 75°C CODE RATED AMPACITY. NO SMALLER THAN No. 12 AWG SHALL BE USED UNLESS SPECIFICALLY NOTED ON PLANS. COLOR CODING SHALL CONFORM TO CODE REQUIREMENTS. DERATE ALL CABLES PER LATEST VERSION OF THE NATIONAL ELECTRICAL CODE.
9. ALL CONDUCTORS #10 AND SMALLER SHALL BE SOLID CU CONDUCTORS. ALL CONDUCTORS #8 AND LARGER SHALL BE STRANDED COPPER.
10. ALL CABLING FURNISHED FOR INSTALLATION EXPOSED (NOT IN AN ENCLOSED RACEWAY) IN AN AIR PLENUM CEILING OR FLOOR SHALL BE APPROVED FOR USE BY GOVERNING AUTHORITIES, AND SHALL CONFORM TO UL 910 WITH A MINIMUM OF 125 DEGREES CELSIUS RATED JACKET.
11. ALL SUPPLIED LUGS FOR EQUIPMENT REQUIRING HARD-WIRED CONNECTIONS, ETC. SHALL BE DOUBLE INDENT, 2 BOLT HOLE, LONG BARREL AND COMPRESSION TYPE. PROVIDE DOUBLE INDENT "HEXAGONAL" COMPRESSION DIES AND TOOL (T & B OR BURNDY OR AS REVIEWED). MECHANICAL LUGS, SINGLE INDENT COMPRESSION TOOLS AND UNIVERSAL DIES SHALL NOT BE PERMITTED. ALL COMPRESSION TOOLS AND DIES SHALL BE MANUFACTURED BY THE LUG VENDOR.
12. ALL SUPPLIED IN-LINE SPLICE CONNECTORS, "T" CONNECTORS, ETC., SHALL BE DOUBLE INDENT (PER CONDUCTOR), LONG BARREL AND COMPRESSION TYPE. PROVIDE DOUBLE INDENT "HEXAGONAL" COMPRESSION DIES AND TOOL (T & B, BURNDY OR AS REVIEWED). MECHANICAL CONNECTORS, SINGLE INDENT COMPRESSION TOOLS AND UNIVERSAL DIES SHALL NOT BE PERMITTED. ALL COMPRESSION TOOLS AND DIES SHALL BE MANUFACTURED BY THE CONNECTOR VENDOR.
13. ALL NEW AND RELOCATED ELECTRIFIED FURNITURE SYSTEM COMPONENTS SHALL BE DISCONNECTED, RECEIVED, STORED, INSTALLED AND WIRED BY THIS CONTRACTOR IN ORDER TO CONFORM WITH THE DESIGN AS INDICATED ON THESE DRAWINGS AND THE ARCHITECTURAL DRAWINGS. ANY MODIFICATIONS TO FURNITURE SYSTEM NECESSARY TO COMPLY WITH LOCAL CODES AND INSTALLATION STANDARDS SHALL BE BROUGHT TO THE ATTENTION OF THE ARCHITECT PRIOR TO FIELD MODIFICATION AND ELECTRIFICATION.
14. ALL UPS SYSTEM RECEPTACLES OR RECEPTACLES DENOTED AS BEING ISOLATED GROUND TYPE SHALL BE PROVIDED WITH A GREEN ISOLATED GROUND WIRE. THIS CONTRACTOR SHALL PROVIDE A COMPLETE ISOLATED GROUND WIRE SYSTEM FROM THE LAST RECEPTACLE TO THE TRANSFORMER X/O POINT (WHERE THE SERVICE GROUND IS ESTABLISHED). THIS SHALL INCLUDE THE PROVISION OF ISOLATED GROUND WIRES AND BUS BARS IN NEW AND EXISTING DISTRIBUTION ALONG THE ENTIRE PATH AS STATED ABOVE, WHETHER OR NOT SHOWN ON THE PLANS. ALL ISOLATED GROUND CIRCUITS SHALL HAVE DEDICATED NEUTRAL AND GROUND WIRES. I.G. WIRES SHALL BE RUN WITH PHASE AND NEUTRAL CONDUCTORS. REPLACE EXISTING FEEDERS AS REQUIRED.
15. PROVIDE LOCAL DISCONNECTS FOR ALL MOTORS, HARD-WIRED PANTRY/KITCHEN EQUIPMENT AND HOT WATER HEATERS, WHETHER OR NOT SHOWN ON PLAN. DISCONNECTS SHALL BE SIZED PER THE OVERCURRENT PROTECTION AND LOCATED PER THE ENGINEER AND ARCHITECT.
16. PROVIDE A 120 VOLT DEDICATED CIRCUIT FOR EACH CONDENSATE PUMP FOR ALL AC UNITS. COORDINATE WITH THE ENGINEER, THE PANEL AND BREAKER POSITION, PRIOR TO INSTALLATION.
17. ALL EQUIPMENT MATERIALS SHALL BE NEW, UL LISTED AND SHALL CONFORM TO ANY ADDITIONAL LABELING, TESTING AND CONSTRUCTION REQUIREMENTS ESTABLISHED BY THE GOVERNING AUTHORITIES. SAME SHALL BE GUARANTEED FOR 1 YEAR SUBSEQUENT TO FINAL ACCEPTANCE.
18. ALL EQUIPMENT (ELECTRICAL AND MECHANICAL) SHALL BE SPECIFIED TO HAVE VOLTAGE RATINGS COMPATIBLE WITH THE PROVISIONS OF ANSI C84.
19. ALL WORK SHALL BE IN CONDUIT.
20. DISCONNECTS FOR INCOMING SERVICE SHALL BE SERVICE RATED.

O. UNIT PRICES

1. AT THE SUBMISSION OF BID, PROVIDE A COMPREHENSIVE UNIT PRICE LIST TO FURNISH AND INSTALL CABLE, CONDUIT, PANELS, TRANSFORMERS, DISCONNECTS, CIRCUIT BREAKERS, RECEPTACLES, FIXTURES, SWITCHES, ETC. THE LIST SHALL CONSIST, AS A MINIMUM, OF ALL TYPES AND SIZES OF EQUIPMENT AS INCLUDED IN THE BASE PROJECT. ONLY THOSE BIDS CONTAINING A UNIT PRICE LIST SHALL BE CONSIDERED UNLESS WRITTEN PERMISSION HAS BEEN GRANTED ON BEHALF OF THE OWNER, ARCHITECT, ENGINEER AND/OR CONSTRUCTION MANAGER (OR GENERAL CONTRACTOR).

Owner Storm King Art Center 1 Museum Road New Windsor, NY 12553 +1 (845) 534-3115
Design Architect heneghan peng architects 14-16 Lord Edward Street Dublin, D02 YC63 +353 1 633 9000
Executive Architect WXY Architecture + Urban Design 224 Centre Street, 5th Floor New York, NY 10013 +1 (212) 219-1953
Landscape Architect Gustafson Porter + Bowman 1 Cobham Mews London, MW1 9SB +44 020 7284 8950
Reed Hilderbrand LLC 33 Whitney Avenue, 3rd Floor New Haven, CT 06510 +1 (617) 923-2422
Structural & Lighting ARUP 77 Water Street New York, NY 10005 +1 (212) 896-3000
MEPF & IT BuroHappold 100 Broadway #23 New York, NY 10005 +1 (212) 616-0228
Civil VHB 100 Great Oaks Blvd., Suite 118 Albany, NY 12203 +1 (518) 389-3606
AV & Acoustics LSTN Consultants 76 Beaver Street, 2nd Floor New York, NY 10005 +1 (347) 788-0810
Facade Front Inc. 100 E. Broadway Street, #501 New York, NY 10002 +1 (212) 242-2220
Key Plan

Description	Date
50% Design Development	02/24/20
100% Design Development	05/29/20
50% Construction Documents	11/06/20

Project

Storm King Art Center Welcome Pavilions

Seal

NOT FOR CONSTRUCTION

Drawing Title

General Notes

Date	11/06/20
Scale	Not to Scale
Drawing Number	E-W-003
Sheet Size	ARCH D

GENERAL NOTES

CONSTRUCTION DEVELOPMENT NOTES:

DRAWINGS ARE IN PROGRESS. REFER TO BASIS OF DESIGN REPORT FOR FULL DESCRIPTION OF PROJECT SCOPE AND INCLUDE ALLOWANCE FOR FOLLOWING SCOPE IN DEVELOPMENT:

- A. FOR ALL SYSTEMS, PROVIDE ALLOWANCES FOR ALL COMPONENTS AND ACCESSORIES REQUIRED FOR A COMPLETE AND OPERATING SYSTEM.
- B. U.O.N., CONVENIENCE RECEPTACLES SHALL BE CIRCUITED TO NO MORE THAN (6) DUPLEX RECEPTACLES PER CIRCUIT.
- C. RESTROOM GFCI - MAX (4) DUPLEX GFCI RECEPTACLES PER CIRCUIT.
- D. AUTOMATIC FAUCET, TOILET AND DRINKING FOUNTAIN SENSORS - PROVIDE (1) 20A-1P, 120V GFCI PROTECTED CIRCUIT TO AUTOMATIC FAUCET AND TOILET SENSORS, MAX. (12) SENSORS PER CIRCUIT.
- E. HVAC EQUIPMENT - PROVIDE (1) 20A-1P, 120V DUPLEX GFCI RECEPTACLE WITHIN 25FT OF ALL HVAC AND REFRIGERATION EQUIPMENT. PROVIDE WEATHERPROOF RECEPTACLE WITH 'WHILE IN USE' COVER IN EXTERIOR LOCATIONS.
- F. EXTERIOR EQUIPMENT - PROVIDE NEMA 3R MINIMUM RATING FOR ALL EXTERIOR AND ROOF MOUNTED EQUIPMENT INCLUDING DISCONNECT SWITCHES.
- G. HVAC EQUIPMENT ENCLOSURES - PROVIDE (1) DEDICATED 20A-1P, 120V CIRCUIT PER ENCLOSURE FOR INTERNAL LIGHTING AND CONVENIENCE RECEPTACLE.
- H. FIRE ALARM CABINETS - PROVIDE (1) DEDICATED 20A-1P, 120V CIRCUIT TO EACH FIRE ALARM CABINET.
- I. DOOR OPENER - PROVIDE (1) DEDICATED 20A-1P, 120V CIRCUIT AT EACH EXTERNAL DOOR FOR DOOR OPENER POWER.
- J. FIRE SMOKE DAMPERS - PROVIDE (2) DEDICATED 20A-1P, 120V CIRCUIT FOR FIRE SMOKE DAMPERS PER FLOOR FOR FIRE SMOKE DAMPERS.
- K. SITE CONVENIENCE POWER - PROVIDE (1) 20A-1P, 120V GFCI WEATHERPROOF DUPLEX RECEPTACLE ON BUILDING FACADE EVERY 25'.
- L. HEAT TRACE - PROVIDE DEDICATED 20A-1P, 120V CIRCUIT TO HEAT TRACE CONTROL PANELS.

Owner
Storm King Art Center
1 Museum Road
New Windsor, NY 12553
+1 (845) 534-3115

Design Architect
heneghan peng architects
14-16 Lord Edward Street
Dublin, D02 YC63
+353 1 633 9000

Executive Architect
WXY Architecture + Urban Design
224 Centre Street, 5th Floor
New York, NY 10013
+1 (212) 219-1953

Landscape Architect
Gustafson Porter + Bowman
1 Cobham Mews
London, MW1 9SB
+44 020 7284 8950

Reed Hilderbrand LLC
33 Whitney Avenue, 3rd Floor
New Haven, CT 06510
+1 (617) 923-2422

Structural & Lighting
ARUP
77 Water Street
New York, NY 10005
+1 (212) 896-3000

MEPF & IT
BuroHappold
100 Broadway #23
New York, NY 10005
+1 (212) 616-0228

Civil
VHB
100 Great Oaks Blvd., Suite 118
Albany, NY 12203
+1 (518) 389-3606

AV & Acoustics
LSTN Consultants
76 Beaver Street, 2nd Floor
New York, NY 10005
+1 (347) 788-0810

Facade
Front Inc.
100 E. Broadway Street, #501
New York, NY 10002
+1 (212) 242-2220

Key Plan



Description	Date
50% Design Development	02/24/20
100% Design Development	05/29/20
50% Construction Documents	11/06/20

Project

Storm King
Art Center
Welcome
Pavilions

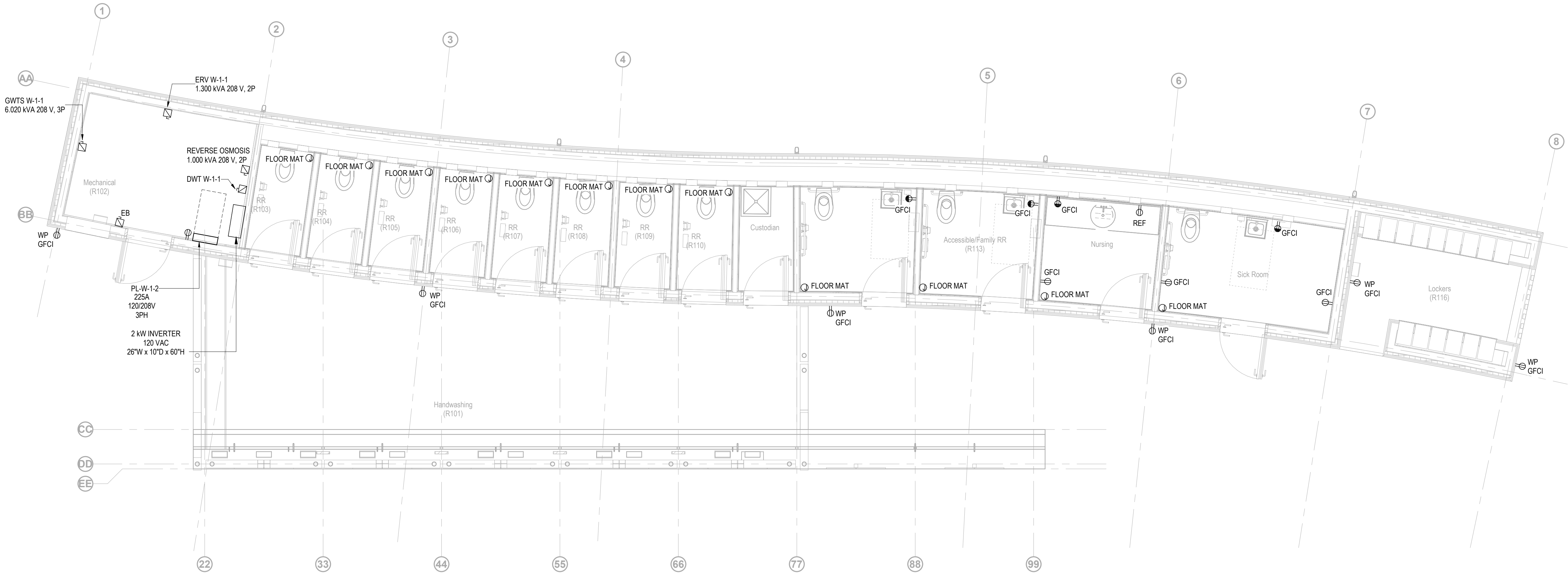
Seal

NOT FOR CONSTRUCTION

Drawing Title

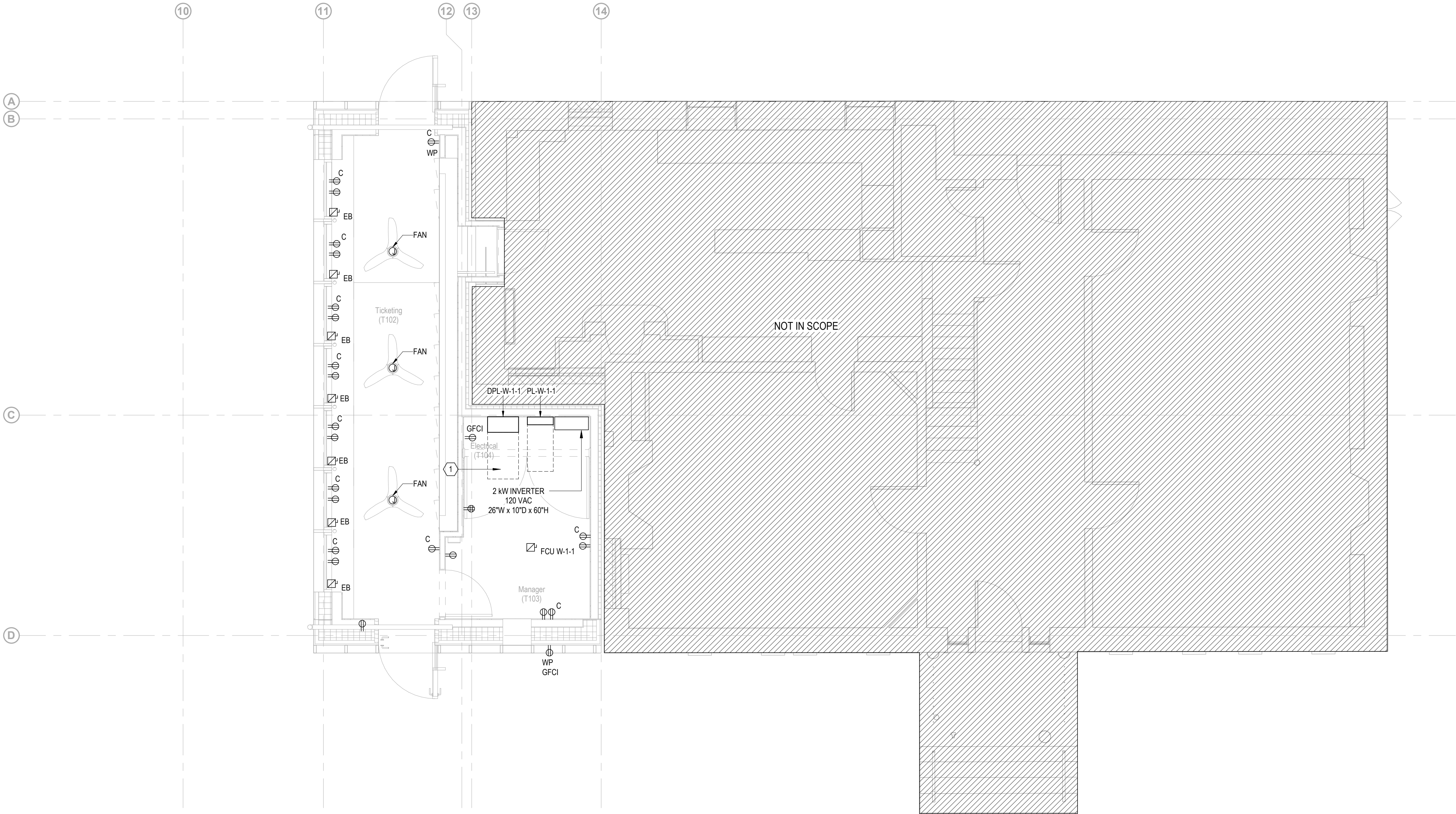
Restroom - Power
Plan - Ground Level

Date	11/06/20
Scale	1/4" = 1'-0"
Drawing Number	E-W-101
Sheet Size	ARCH D



1 RESTROOM GROUND LEVEL - ELECTRICAL POWER

SCALE 1/4" = 1'-0"



GENERAL NOTES

- A. FOR ALL SYSTEMS, PROVIDE ALLOWANCES FOR ALL COMPONENTS AND ACCESSORIES REQUIRED FOR A COMPLETE AND OPERATING SYSTEM.
- B. U.O.N. CONVENIENCE RECEPTACLES SHALL BE CIRCUITED TO NO MORE THAN (6) DUPLEX RECEPTACLES PER CIRCUIT.
- C. RESTROOM GFCI - MAX (4) DUPLEX GFCI RECEPTACLES PER CIRCUIT.
- D. AUTOMATIC FAUCET, TOILET AND DRINKING FOUNTAIN SENSORS - PROVIDE (1) 20A-1P, 120V GFCI PROTECTED CIRCUIT TO AUTOMATIC FAUCET AND TOILET SENSORS, MAX. (12) SENSORS PER CIRCUIT.
- E. HVAC EQUIPMENT - PROVIDE (1) 20A-1P, 120V DUPLEX GFCI RECEPTACLE WITHIN 25FT OF ALL HVAC AND REFRIGERATION EQUIPMENT. PROVIDE WEATHERPROOF RECEPTACLE WITH 'WHILE IN USE' COVER IN EXTERIOR LOCATIONS.
- F. EXTERIOR EQUIPMENT - PROVIDE NEMA 3R MINIMUM RATING FOR ALL EXTERIOR AND ROOF MOUNTED EQUIPMENT INCLUDING DISCONNECT SWITCHES.
- G. HVAC EQUIPMENT ENCLOSURES - PROVIDE (1) DEDICATED 20A-1P, 120V CIRCUIT PER ENCLOSURE FOR INTERNAL LIGHTING AND CONVENIENCE RECEPTACLE.
- H. FIRE ALARM CABINETS - PROVIDE (1) DEDICATED 20A-1P, 120V CIRCUIT TO EACH FIRE ALARM CABINET.
- I. DOOR OPENER - PROVIDE (1) DEDICATED 20A-1P, 120V CIRCUIT AT EACH EXTERNAL DOOR FOR DOOR OPENER POWER.
- J. FIRE SMOKE DAMPERS - PROVIDE (2) DEDICATED 20A-1P, 120V CIRCUIT FOR FIRE SMOKE DAMPERS PER FLOOR FOR FIRE SMOKE DAMPERS.
- K. SITE CONVENIENCE POWER - PROVIDE (1) 20A-1P, 120V, GFCI WEATHERPROOF DUPLEX RECEPTACLE ON BUILDING FACADE EVERY 25'.
- L. HEAT TRACE - PROVIDE DEDICATED 20A-1P, 120V CIRCUIT TO HEAT TRACE CONTROL PANELS.
- M. ELECTRIC VEHICLE CHARGING - PROVIDE (12) ELECTRIC VEHICLE CHARGING STATIONS IN NORTH PARKING AREA RATED AT 8KW WITH 208V, 30A-3P FEEDERS.

KEY NOTES (#)

- 1. DOORS IN THE ELECTRICAL ROOM TO SWING OUT IN THE PATH OF EGRESS, EQUIPPED WITH PANIC HARDWARE.

Owner
Storm King Art Center
1 Museum Road
New Windsor, NY 12553
+1 (845) 534-3115

Design Architect
heneghan peng architects
14-16 Lord Edward Street
Dublin, D02 YC63
+353 1 633 9000

Executive Architect
WXY Architecture + Urban Design
224 Centre Street, 5th Floor
New York, NY 10013
+1 (212) 219-1953

Landscape Architect
Gustafson Porter + Bowman
1 Cobham Mews
London, MW1 9SB
+44 020 7284 8950

Reed Hilderbrand LLC
33 Whitney Avenue, 3rd Floor
New Haven, CT 06510
+1 (617) 923-2422

Structural & Lighting
ARUP
77 Water Street
New York, NY 10005
+1 (212) 896-3000

MEPF & IT
BuroHappold
100 Broadway #23
New York, NY 10005
+1 (212) 616-0228

Civil
VHB
100 Great Oaks Blvd., Suite 118
Albany, NY 12203
+1 (518) 389-3606

AV & Acoustics
LSTN Consultants
76 Beaver Street, 2nd Floor
New York, NY 10005
+1 (347) 788-0810

Facade
Front Inc.
100 E. Broadway Street, #501
New York, NY 10002
+1 (212) 242-2220

Key Plan



Description	Date
50% Design Development	02/24/20
100% Design Development	05/29/20
50% Construction Documents	11/06/20

Project

Storm King
Art Center
Welcome
Pavilions

Seal


NOT FOR CONSTRUCTION

Drawing Title
Ticketing - Power
Plan - Ground Level

Date	11/06/20
Scale	1/4" = 1'-0"
Drawing Number	E-W-111
Sheet Size	ARCH D

GENERAL NOTES

- A. FOR ALL SYSTEMS, PROVIDE ALLOWANCES FOR ALL COMPONENTS AND ACCESSORIES REQUIRED FOR A COMPLETE AND OPERATING SYSTEM.
- B. U.O.N. CONVENIENCE RECEPTACLES SHALL BE CIRCUITED TO NO MORE THAN (6) DUPLEX RECEPTACLES PER CIRCUIT.
- C. RESTROOM GFCI - MAX (4) DUPLEX GFCI RECEPTACLES PER CIRCUIT.
- D. AUTOMATIC FAUCET, TOILET AND DRINKING FOUNTAIN SENSORS - PROVIDE (1) 20A-1P, 120V GFCI PROTECTED CIRCUIT TO AUTOMATIC FAUCET AND TOILET SENSORS, MAX. (12) SENSORS PER CIRCUIT.
- E. HVAC EQUIPMENT - PROVIDE (1) 20A-1P, 120V DUPLEX GFCI RECEPTACLE WITHIN 25FT OF ALL HVAC AND REFRIGERATION EQUIPMENT. PROVIDE WEATHERPROOF RECEPTACLE WITH 'WHILE IN USE' COVER IN EXTERIOR LOCATIONS.
- F. EXTERIOR EQUIPMENT - PROVIDE NEMA 3R MINIMUM RATING FOR ALL EXTERIOR AND ROOF MOUNTED EQUIPMENT INCLUDING DISCONNECT SWITCHES.
- G. HVAC EQUIPMENT ENCLOSURES - PROVIDE (1) DEDICATED 20A-1P, 120V CIRCUIT PER ENCLOSURE FOR INTERNAL LIGHTING AND CONVENIENCE RECEPTACLE.
- H. FIRE ALARM CABINETS - PROVIDE (1) DEDICATED 20A-1P, 120V CIRCUIT TO EACH FIRE ALARM CABINET.
- I. DOOR OPENER - PROVIDE (1) DEDICATED 20A-1P, 120V CIRCUIT AT EACH EXTERNAL DOOR FOR DOOR OPENER POWER.
- J. FIRE SMOKE DAMPERS - PROVIDE (2) DEDICATED 20A-1P, 120V CIRCUIT FOR FIRE SMOKE DAMPERS PER FLOOR FOR FIRE SMOKE DAMPERS.
- K. SITE CONVENIENCE POWER - PROVIDE (1) 20A-1P, 120V, GFCI WEATHERPROOF DUPLEX RECEPTACLE ON BUILDING FACADE EVERY 25'.
- L. HEAT TRACE - PROVIDE DEDICATED 20A-1P, 120V CIRCUIT TO HEAT TRACE CONTROL PANELS.
- M. ELECTRIC VEHICLE CHARGING - PROVIDE (12) ELECTRIC VEHICLE CHARGING STATIONS IN NORTH PARKING AREA RATED AT 8KW WITH 208V, 30A-3P FEEDERS.



Owner
Storm King Art Center
1 Museum Road
New Windsor, NY 12553
+1 (845) 534-3115

Design Architect
heneghan peng architects
14-16 Lord Edward Street
Dublin, D02 YC63
+353 1 633 9000

Executive Architect
WXY Architecture + Urban Design
224 Centre Street, 5th Floor
New York, NY 10013
+1 (212) 219-1953

Landscape Architect
Gustafson Porter + Bowman
1 Cobham Mews
London, MW1 9SB
+44 020 7284 8950

Reed Hilderbrand LLC
33 Whitney Avenue, 3rd Floor
New Haven, CT 06510
+1 (617) 923-2422

Structural & Lighting
ARUP
77 Water Street
New York, NY 10005
+1 (212) 896-3000

MEPF & IT
BuroHappold
100 Broadway #23
New York, NY 10005
+1 (212) 616-0228

Civil
VHB
100 Great Oaks Blvd., Suite 118
Albany, NY 12203
+1 (518) 389-3606

AV & Acoustics
LSTN Consultants
76 Beaver Street, 2nd Floor
New York, NY 10005
+1 (347) 788-0810

Facade
Front Inc.
100 E. Broadway Street, #501
New York, NY 10002
+1 (212) 242-2220

Key Plan



Description	Date
100% Design Development	05/29/20
50% Construction Documents	11/06/20


Project

Storm King Art Center Welcome Pavilions

Seal

NOT FOR CONSTRUCTION
Drawing Title
Canopy - Power Plan
- Ground Level

Date	11/06/20
Scale	1/4" = 1'-0"
Drawing Number	E-W-121
Sheet Size	ARCH D



GENERAL NOTES

LIGHTING CONTROL NOTES:

- A. PROVIDE AND INSTALL LOW VOLTAGE DIMMING WIRING FOR ALL CONTROL ZONES CONNECTED TO LIGHTING CONTROL SYSTEM INCLUDING SWITCHED-ONLY ZONES.
- B. FLOOR PLANS ARE DIAGRAMMATIC TO REPRESENT REQUIRED OCCUPANCY SENSORS AND SWITCHES TO ACHIEVE CONTROL INTENT. LIGHTING CONTROL PANELS, POWER PACKS, POWER SUPPLIES, WIRELESS RECEIVERS, INTERFACES, ETC. ARE NOT EXPLICITLY SHOWN ON FLOOR PLANS. PROVIDE ALL DEVICES AND ACCESSORIES FOR A COMPLETE SYSTEM TO ACHIEVE DESIGN INTENT. REFER TO LIGHTING CONTROL DETAILS FOR FURTHER INFORMATION.
- C. WHEN NORMAL POWER IS AVAILABLE, LIGHT FIXTURES ON EMERGENCY POWER SHALL BE CONTROLLED WITH LIGHTING FIXTURES ON NORMAL POWER IN THE SAME ZONE. IN THE EVENT OF A POWER OUTAGE, EMERGENCY LIGHTING BYPASS RELAY SHALL OVERRIDE NORMAL CONTROL AND SWITCH FIXTURES ON EMERGENCY POWER TO FULL BRIGHTNESS. FIXTURES DESIGNATED 'EM' ON THE LIGHTING CONTROL SYSTEM SHALL BE CONNECTED TO BATTERY INVERTER. REFER TO LIGHTING CONTROL DETAILS.
- D. POWER AND CONTROL PANELS ARE PROVIDED FROM TICKETING BUILDING.
- E. EXTERIOR SITE LIGHTING SHALL BE CONNECTED WITH #4 AWG CONDUCTOR TO OFFSET VOLTAGE DROP. CIRCUITS SHALL NOT EXCEED 8 AMPS CONNECTED LOAD.

Owner
Storm King Art Center
1 Museum Road
New Windsor, NY 12553
+1 (845) 534-3115

Design Architect
heneghan peng architects
14-16 Lord Edward Street
Dublin, D02 YC63
+353 1 633 9000

Executive Architect
WXY Architecture + Urban Design
224 Centre Street, 5th Floor
New York, NY 10013
+1 (212) 219-1953

Landscape Architect
Gustafson Porter + Bowman
1 Cobham Mews
London, MW1 9SB
+44 020 7284 8950

Reed Hilderbrand LLC
33 Whitney Avenue, 3rd Floor
New Haven, CT 06510
+1 (617) 923-2422

Structural & Lighting
ARUP
77 Water Street
New York, NY 10005
+1 (212) 896-3000

MEPF & IT
BuroHappold
100 Broadway #23
New York, NY 10005
+1 (212) 616-0228

Civil
VHB
100 Great Oaks Blvd., Suite 118
Albany, NY 12203
+1 (518) 389-3606

AV & Acoustics
LSTN Consultants
76 Beaver Street, 2nd Floor
New York, NY 10005
+1 (347) 788-0810

Facade
Front Inc.
100 E. Broadway Street, #501
New York, NY 10002
+1 (212) 242-2220

Key Plan



Description	Date
100% Design Development	05/29/20
50% Construction Documents	11/06/20

Project

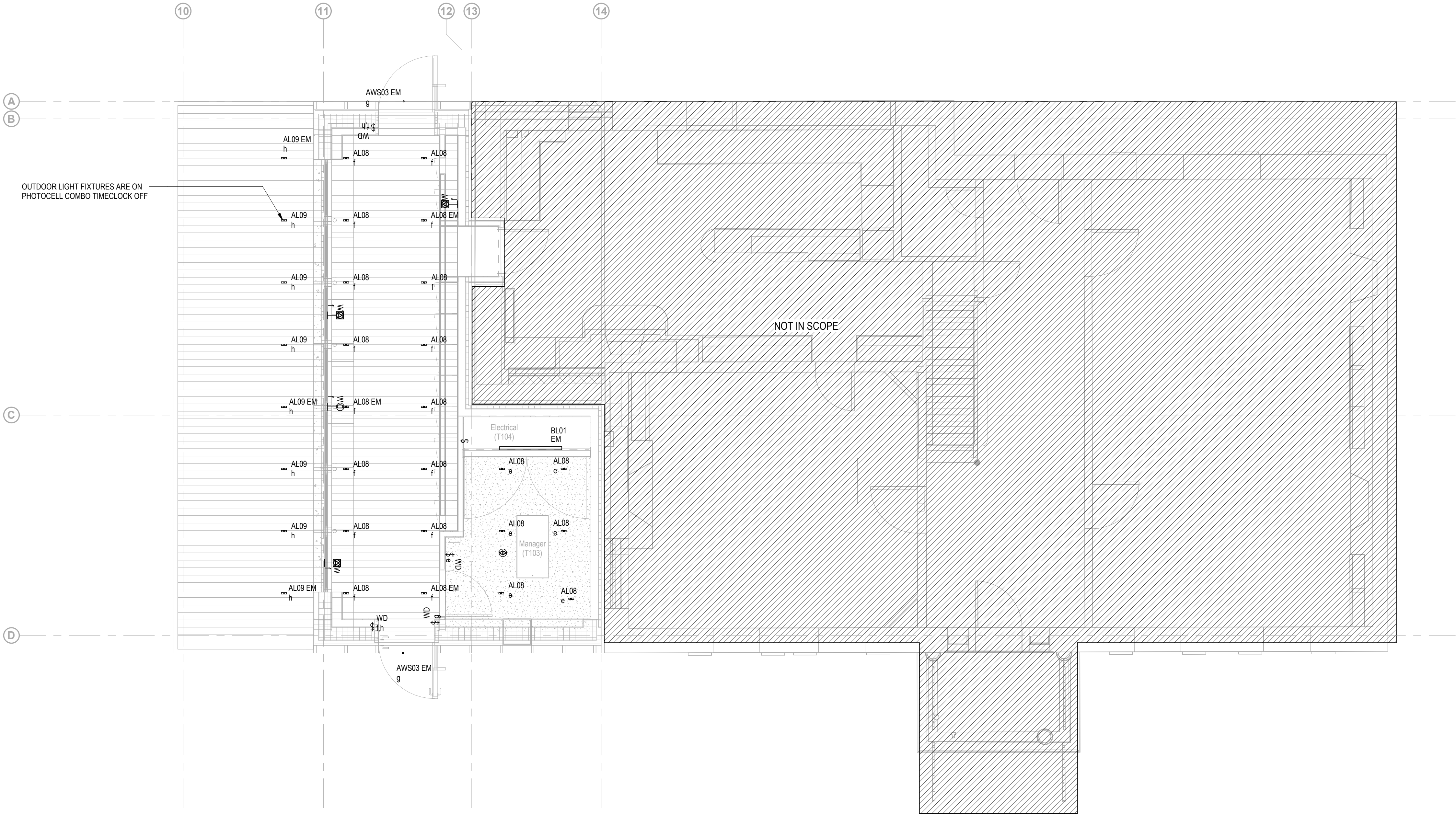
Storm King
Art Center
Welcome
Pavilions

Seal

NOT FOR CONSTRUCTION

Drawing Title
Restroom - Lighting
Plan - Ground Level

Date	11/06/20
Scale	1/4" = 1'-0"
Drawing Number	E-W-201
Sheet Size	ARCH D



GENERAL NOTES

LIGHTING CONTROL NOTES:

- A. PROVIDE AND INSTALL LOW VOLTAGE DIMMING WIRING FOR ALL CONTROL ZONES CONNECTED TO LIGHTING CONTROL SYSTEM INCLUDING SWITCHED-ONLY ZONES.
- B. FLOOR PLANS ARE DIAGRAMMATIC TO REPRESENT REQUIRED OCCUPANCY SENSORS AND SWITCHES TO ACHIEVE CONTROL INTENT. LIGHTING CONTROL PANELS, POWER PACKS, POWER SUPPLIES, WIRELESS RECEIVERS, INTERFACES, ETC. ARE NOT EXPLICITLY SHOWN ON FLOOR PLANS. PROVIDE ALL DEVICES AND ACCESSORIES FOR A COMPLETE SYSTEM TO ACHIEVE DESIGN INTENT. REFER TO LIGHTING CONTROL DETAILS FOR FURTHER INFORMATION.
- C. WHEN NORMAL POWER IS AVAILABLE, LIGHT FIXTURES ON EMERGENCY POWER SHALL BE CONTROLLED WITH LIGHTING FIXTURES ON NORMAL POWER IN THE SAME ZONE. IN THE EVENT OF A POWER OUTAGE, EMERGENCY LIGHTING BYPASS RELAY SHALL OVERRIDE NORMAL CONTROL AND SWITCH FIXTURES ON EMERGENCY POWER TO FULL BRIGHTNESS. FIXTURES DESIGNATED 'EM' ON THE LIGHTING CONTROL SYSTEM SHALL BE CONNECTED TO BATTERY INVERTER. REFER TO LIGHTING CONTROL DETAILS.
- D. POWER AND CONTROL PANELS ARE PROVIDED FROM TICKETING BUILDING.
- E. EXTERIOR SITE LIGHTING SHALL BE CONNECTED WITH #4 AWG CONDUCTOR TO OFFSET VOLTAGE DROP. CIRCUITS SHALL NOT EXCEED 8 AMPS CONNECTED LOAD.

Owner
Storm King Art Center
1 Museum Road
New Windsor, NY 12553
+1 (845) 534-3115

Design Architect
heneghan peng architects
14-16 Lord Edward Street
Dublin, D02 YC63
+353 1 633 9000

Executive Architect
WXY Architecture + Urban Design
224 Centre Street, 5th Floor
New York, NY 10013
+1 (212) 219-1953

Landscape Architect
Gustafson Porter + Bowman
1 Cobham Mews
London, MW1 9SB
+44 020 7284 8950

Reed Hilderbrand LLC
33 Whitney Avenue, 3rd Floor
New Haven, CT 06510
+1 (617) 923-2422

Structural & Lighting
ARUP
77 Water Street
New York, NY 10005
+1 (212) 896-3000

MEPF & IT
BuroHappold
100 Broadway #23
New York, NY 10005
+1 (212) 616-0228

Civil
VHB
100 Great Oaks Blvd., Suite 118
Albany, NY 12203
+1 (518) 389-3606

AV & Acoustics
LSTN Consultants
76 Beaver Street, 2nd Floor
New York, NY 10005
+1 (347) 788-0810

Facade
Front Inc.
100 E. Broadway Street, #501
New York, NY 10002
+1 (212) 242-2220

Key Plan



Description	Date
100% Design Development	05/29/20
50% Construction Documents	11/06/20

Project

Storm King
Art Center
**Welcome
Pavilions**

Seal

NOT FOR CONSTRUCTION

Drawing Title
Ticketing - Lighting
Plan - Ground Level

Date	11/06/20
Scale	1/4" = 1'-0"
Drawing Number	E-W-211
Sheet Size	ARCH D

GENERAL NOTES

LIGHTING CONTROL NOTES:

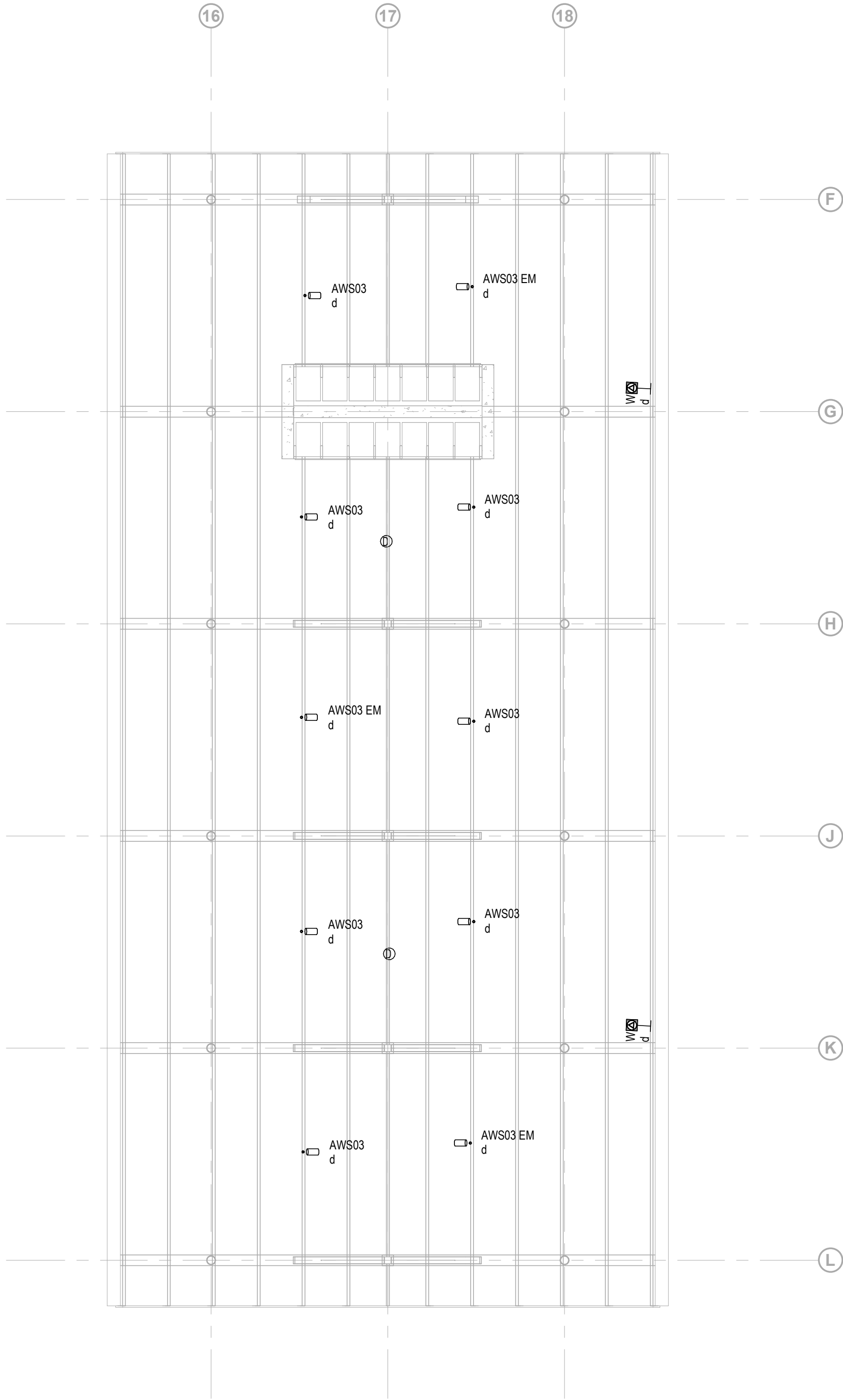
- A.

PROVIDE AND INSTALL LOW VOLTAGE DIMMING WIRING FOR ALL CONTROL ZONES CONNECTED TO LIGHTING CONTROL SYSTEM INCLUDING SWITCHED-ONLY ZONES.
- B.

FLOOR PLANS ARE DIAGRAMMATIC TO REPRESENT REQUIRED OCCUPANCY SENSORS AND SWITCHES TO ACHIEVE CONTROL INTENT. LIGHTING CONTROL PANELS, POWER PACKS, POWER SUPPLIES, WIRELESS RECEIVERS, INTERFACES, ETC. ARE NOT EXPLICITLY SHOWN ON FLOOR PLANS. PROVIDE ALL DEVICES AND ACCESSORIES FOR A COMPLETE SYSTEM TO ACHIEVE DESIGN INTENT. REFER TO LIGHTING CONTROL DETAILS FOR FURTHER INFORMATION.
- C.

ALLOW FOR (10) CONTROL ZONES FOR SITE LIGHTING.
- D.

POWER AND CONTROL PANELS ARE PROVIDED FROM TICKETING BUILDING



Owner
Storm King Art Center
1 Museum Road
New Windsor, NY 12553
+1 (845) 534-3115

Design Architect
heneghan peng architects
14-16 Lord Edward Street
Dublin, D02 YC63
+353 1 633 9000

Executive Architect
WXY Architecture + Urban Design
224 Centre Street, 5th Floor
New York, NY 10013
+1 (212) 219-1953

Landscape Architect
Gustafson Porter + Bowman
1 Cobham Mews
London, MW1 9SB
+44 020 7284 8950

Reed Hilderbrand LLC
33 Whitney Avenue, 3rd Floor
New Haven, CT 06510
+1 (617) 923-2422

Structural & Lighting
ARUP
77 Water Street
New York, NY 10005
+1 (212) 896-3000

MEPF & IT
BuroHappold
100 Broadway #23
New York, NY 10005
+1 (212) 616-0228

Civil
VHB
100 Great Oaks Blvd., Suite 118
Albany, NY 12203
+1 (518) 389-3606

AV & Acoustics
LSTN Consultants
76 Beaver Street, 2nd Floor
New York, NY 10005
+1 (347) 788-0810

Facade
Front Inc.
100 E. Broadway Street, #501
New York, NY 10002
+1 (212) 242-2220

Key Plan



Description	Date
100% Design Development	05/29/20
50% Construction Documents	11/06/20

Project

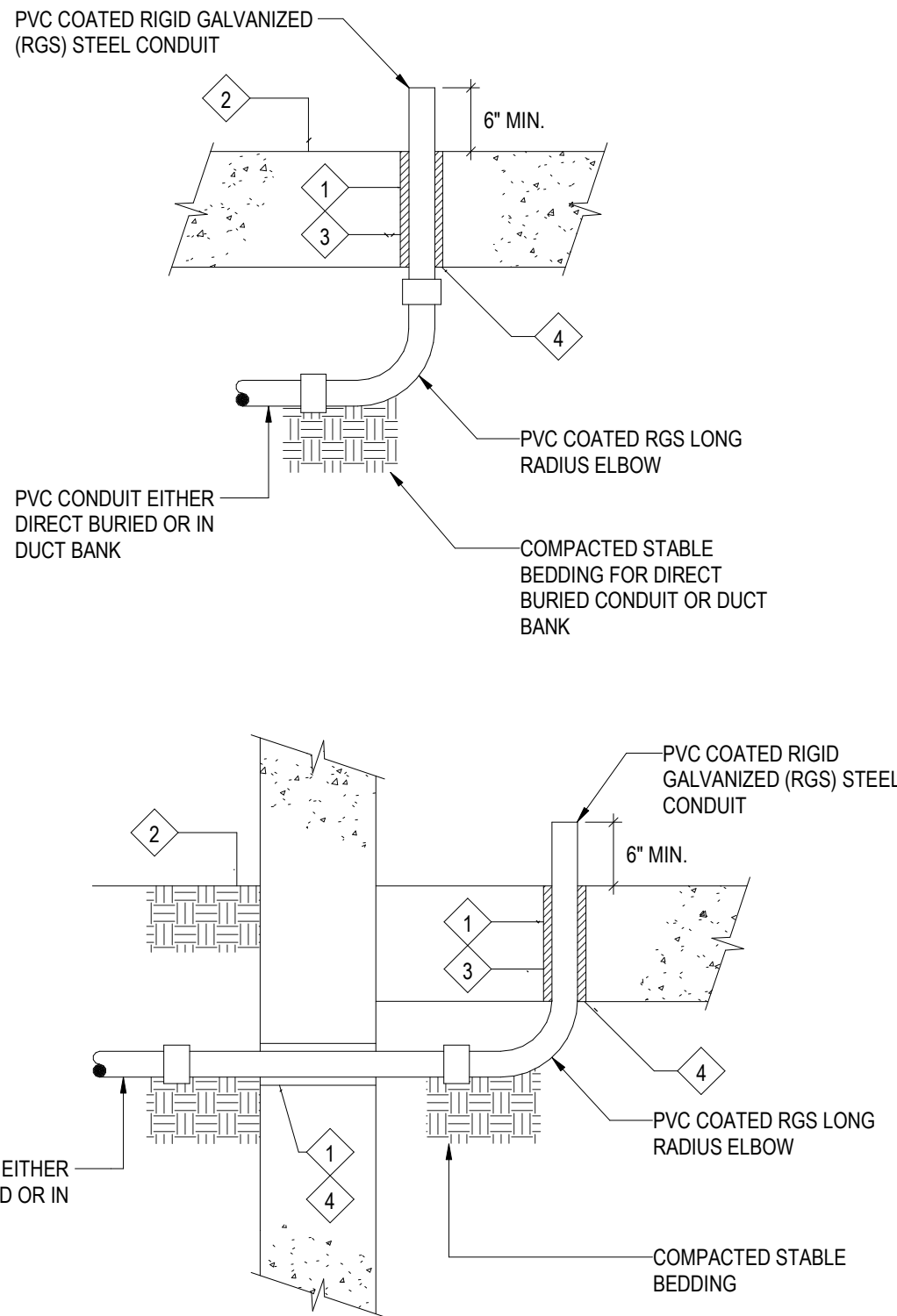
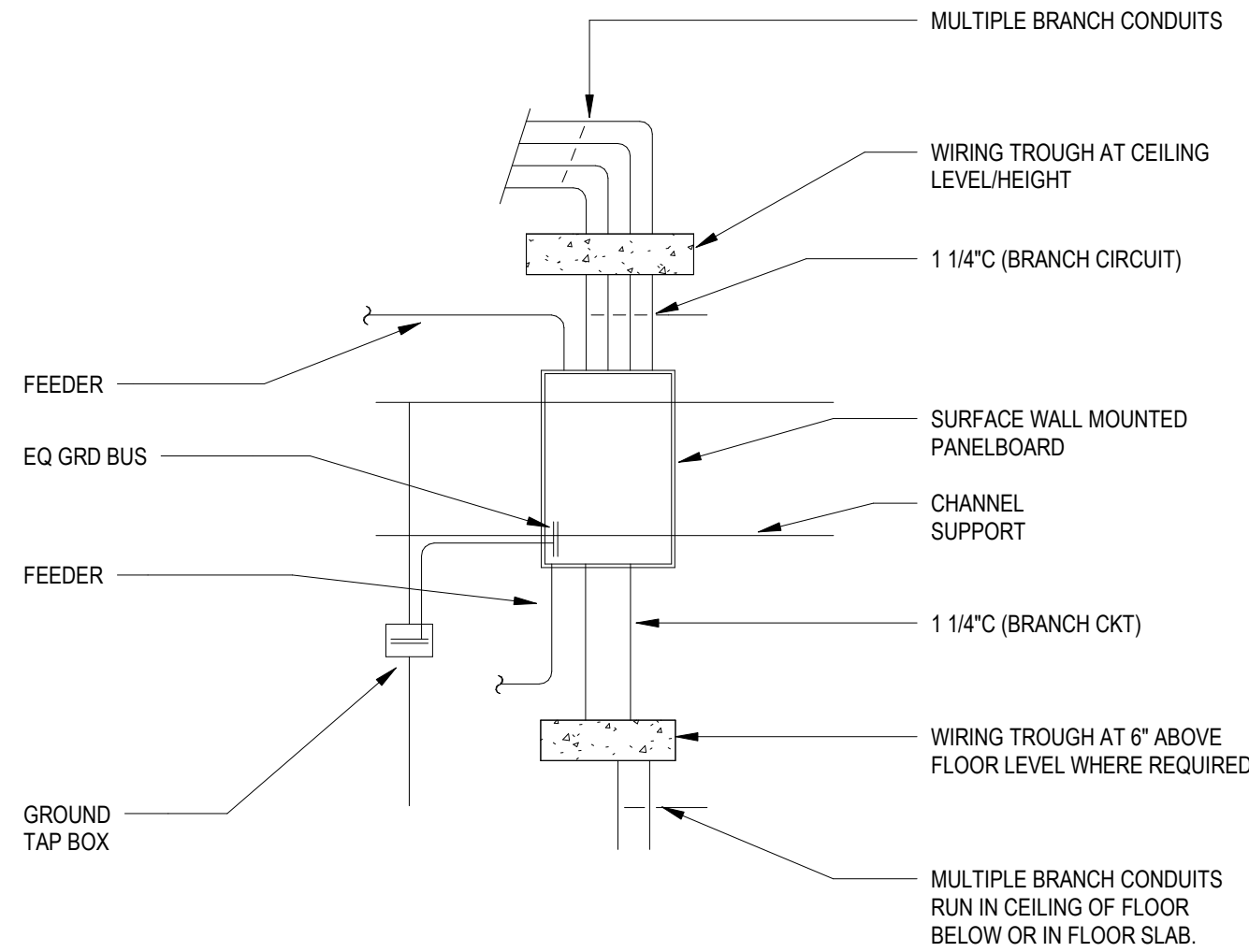
Storm King
Art Center

Welcome
Pavilions

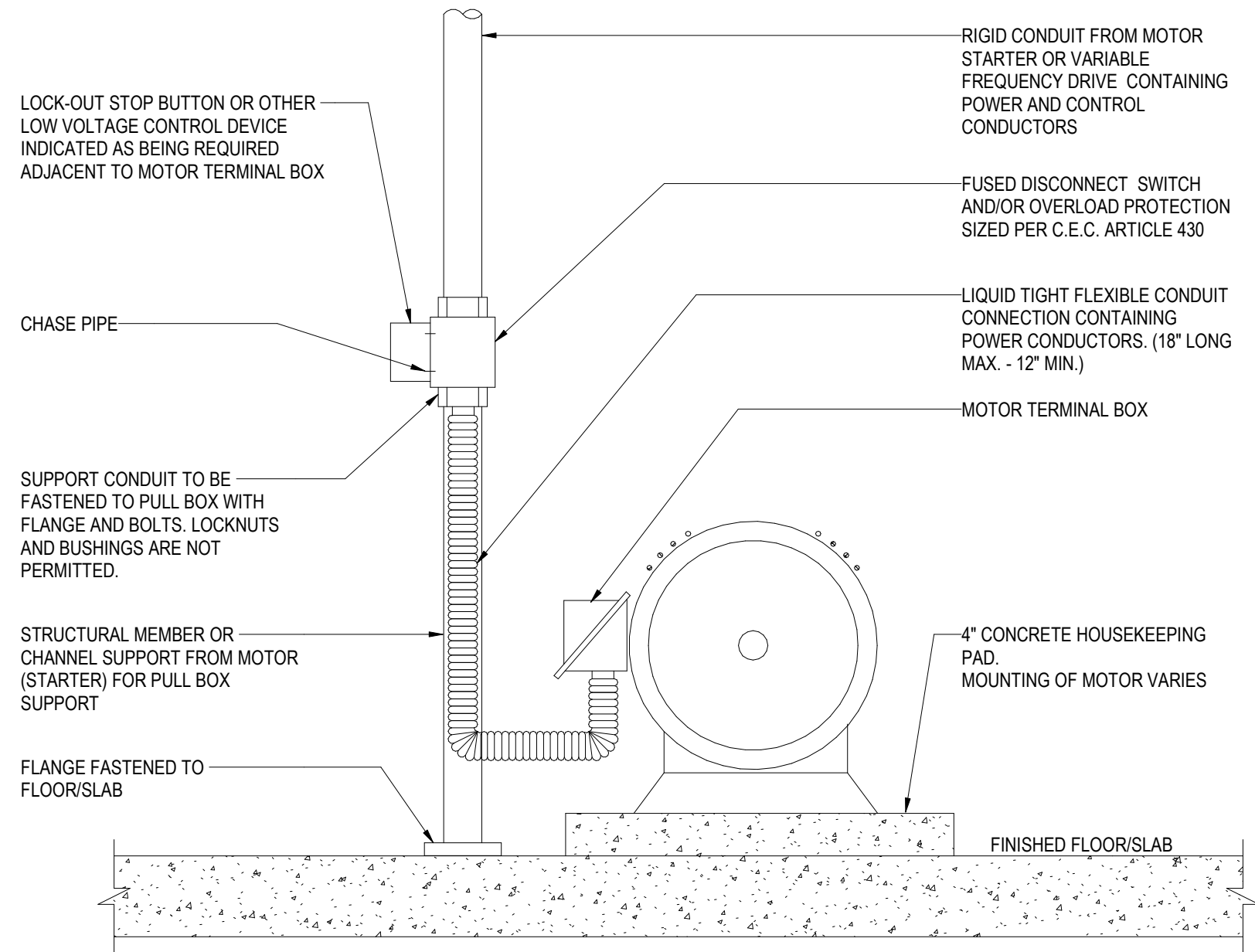
Seal

NOT FOR CONSTRUCTION
Drawing Title
Canopy - Lighting
Plan - Ground Level

Date	11/06/20
Scale	1/4" = 1'-0"
Drawing Number	E-W-221
Sheet Size	ARCH D



- NOTE:
- 1 PROVIDE SLEEVE AND WATERTIGHT CONDUIT SEAL.
 - 2 TOP OF A CONCRETE FLOOR SLAB OR HOUSEKEEPING PAD.
 - 3 PROVIDE U.L. LISTED SEALANT TO PREVENT THE TRANSFER OF METHANE GAS.
 - 4 CONTRACTOR TO COORDINATE ALL PENETRATIONS WITH STRUCTURAL ENGINEER.



- NOTES:
1. MOTOR SHALL BE FURNISHED AND INSTALLED BY OTHERS U.O.N. AND WIRED BY DIVISION 26.
 2. INSTALL FLEXIBLE CONDUIT SLACK-TO-THE-TOUCH TO ALLOW FREE MOTION OF THE MOTOR SKID.

1 TYPICAL PANELBOARD INSTALLATION

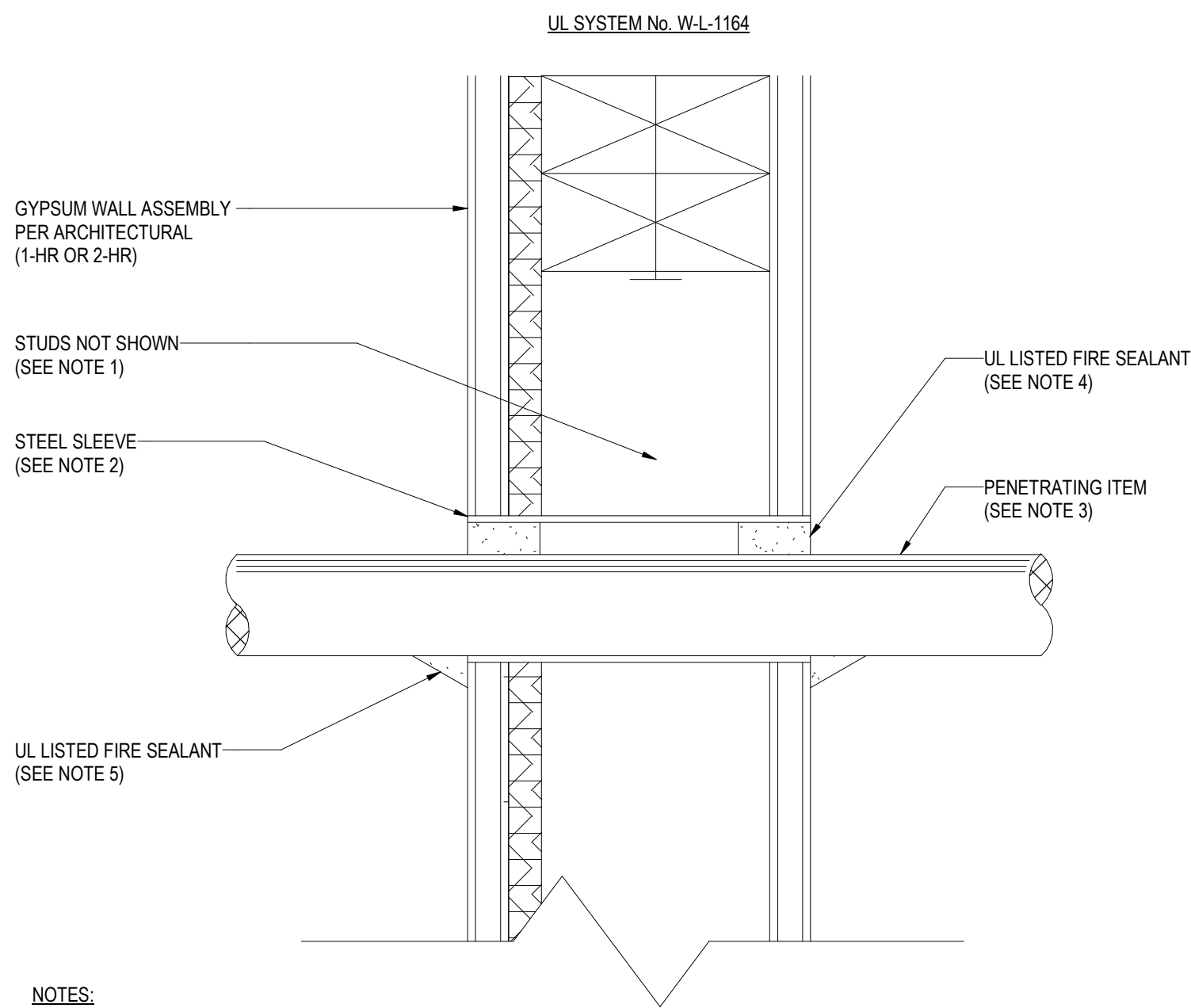
NOT TO SCALE

2 ON-GRADE FLOOR SLAB CONDUIT STUB-UP DETAILS

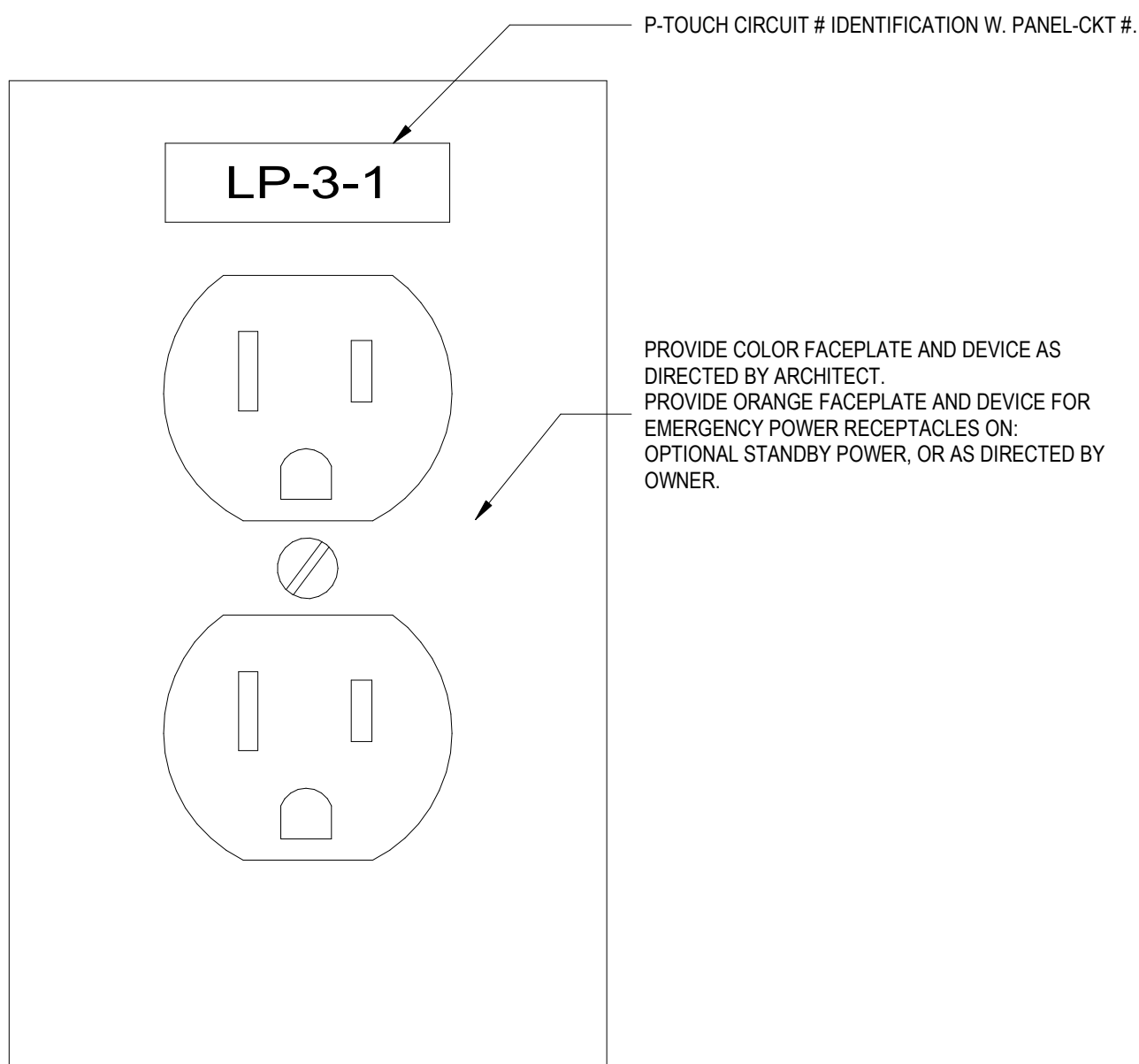
NOT TO SCALE

3 TYPICAL FLOOR MOUNTED MOTOR CONNECTION

NOT TO SCALE



- NOTES:
1. WOOD STUDS TO CONSIST OF NOMINAL 2" x 4" LUMBER. STEEL STUDS TO BE MINIMUM 2-1/2" WIDE. REFER TO ARCHITECTURAL DETAILS.
 2. MAXIMUM 32" DIAMETER STEEL PIPE SLEEVE. MAXIMUM DIAMETER OPENING = 32" FOR STEEL STUD WALLS AND 14-1/2" FOR WOOD STUD WALLS. ANNULAR SPACE = 0" MINIMUM AND 1-7/8" MAXIMUM.
 3. MAXIMUM 6" NOMINAL DIAMETER STEEL CONDUIT AND/OR MAXIMUM 4" NOMINAL DIAMETER EMT CONDUIT.
 4. MINIMUM 5/8" DEPTH FOR 1-HR FIRE RATING AND 1-1/4" FOR 2-HR FIRE RATING HILTI FS-ONE INTUMESCENT FIRESTOP SEALANT OR EQUAL FLUSH WITH WALL. MATCH THE FIRE RATING OF ASSEMBLY PER ARCHITECTURAL DRAWINGS.
 5. MINIMUM 1/2" BEAD HILTI FS-ONE INTUMESCENT FIRESTOP SEALANT OR EQUAL AT POINT OF CONTACT.
 6. MAXIMUM 32" DIAMETER STEEL PIPE SLEEVE. MAXIMUM DIAMETER OPENING = 32" FOR STEEL STUD WALLS AND 14-1/2" FOR WOOD STUD WALLS. ANNULAR SPACE = 0" MINIMUM AND 1-7/8" MAXIMUM.
 7. MAXIMUM 6" NOMINAL DIAMETER STEEL CONDUIT AND/OR MAXIMUM 4" NOMINAL DIAMETER EMT CONDUIT.
 8. MINIMUM 5/8" DEPTH FOR 1-HR FIRE RATING AND 1-1/4" FOR 2-HR FIRE RATING HILTI FS-ONE INTUMESCENT FIRESTOP SEALANT OR EQUAL FLUSH WITH WALL. MATCH THE FIRE RATING OF ASSEMBLY PER ARCHITECTURAL DRAWINGS.
 9. MINIMUM 1/2" BEAD HILTI FS-ONE INTUMESCENT FIRESTOP SEALANT OR EQUAL AT POINT OF CONTACT.



5 RECEPTACLE IDENTIFICATION DETAIL

NOT TO SCALE

4 CONDUIT PENETRATION THRU RATED INTERIOR WALL

NOT TO SCALE

Owner
Storm King Art Center
1 Museum Road
New Windsor, NY 12553
+1 (845) 534-3115

Design Architect
heneghan peng architects
14-16 Lord Edward Street
Dublin, D02 YC63
+353 1 633 9000

Executive Architect
WXY Architecture + Urban Design
224 Centre Street, 5th Floor
New York, NY 10013
+1 (212) 219-1953

Landscape Architect
Gustafson Porter + Bowman
1 Cobham Mews
London, MW1 9SB
+44 020 7284 8950

Reed Hilderbrand LLC
33 Whitney Avenue, 3rd Floor
New Haven, CT 06510
+1 (617) 923-2422

Structural & Lighting
ARUP
77 Water Street
New York, NY 10005
+1 (212) 896-3000

MEPF & IT
BuroHappold
100 Broadway #23
New York, NY 10005
+1 (212) 616-0228

Civil
VHB
100 Great Oaks Blvd., Suite 118
Albany, NY 12203
+1 (518) 389-3606

AV & Acoustics
LSTN Consultants
76 Beaver Street, 2nd Floor
New York, NY 10005
+1 (347) 788-0810

Facade
Front Inc.
100 E. Broadway Street, #501
New York, NY 10002
+1 (212) 242-2220

Key Plan

Description	Date
50% Design Development	02/24/20
100% Design Development	05/29/20
50% Construction Documents	11/06/20

Project

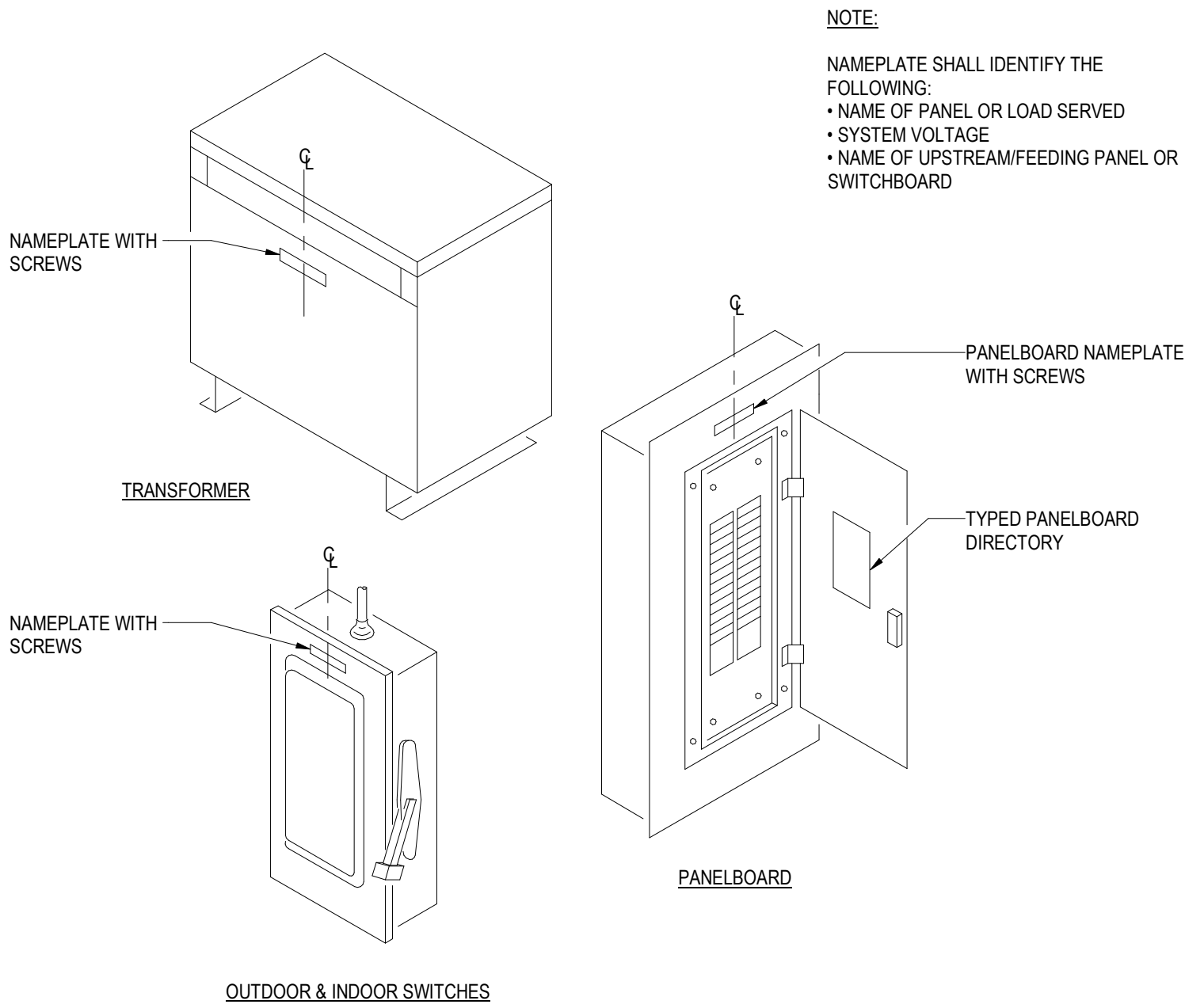
Storm King Art Center Welcome Pavilions

Seal

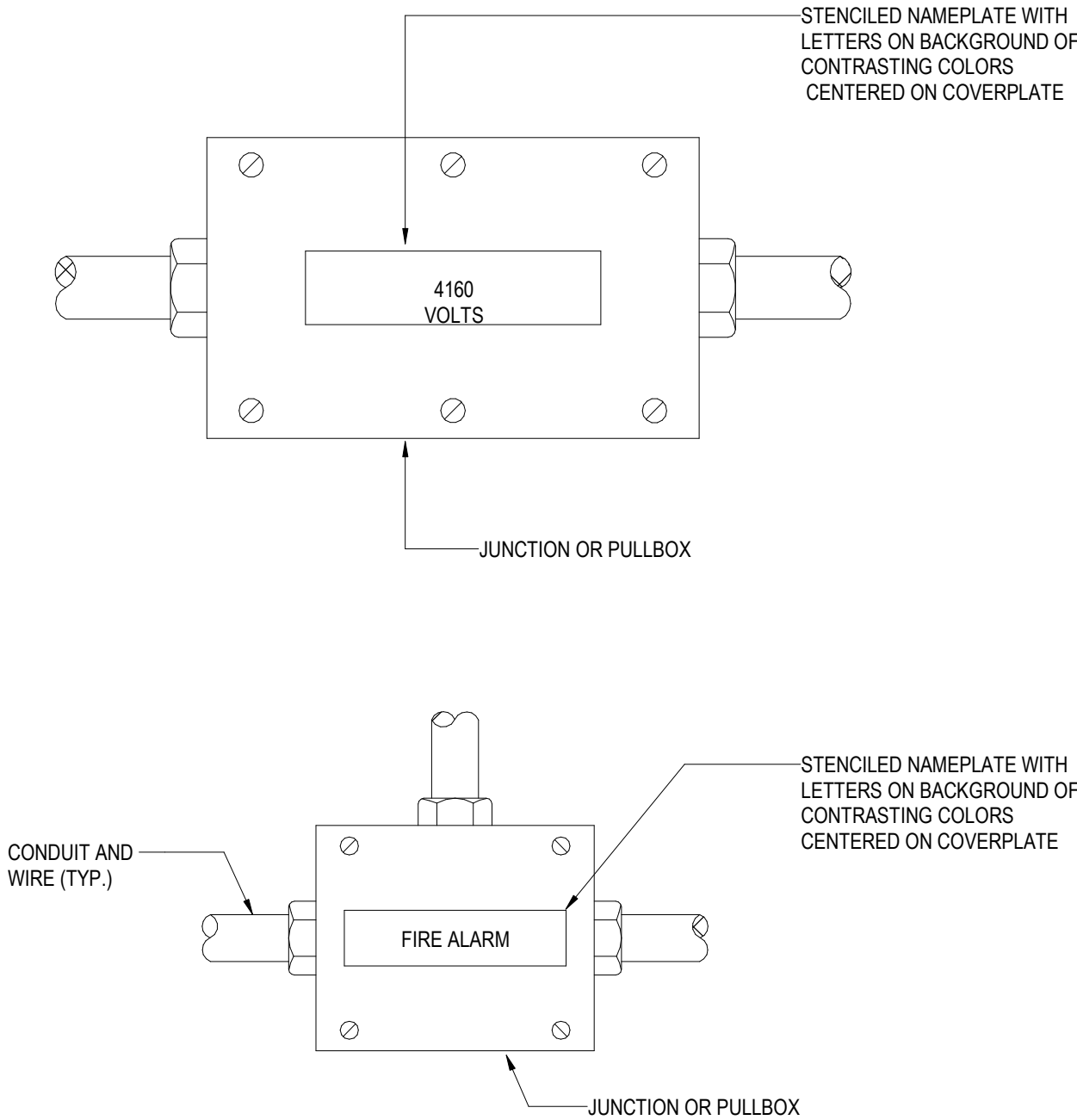
NOT FOR CONSTRUCTION

Drawing Title
Electrical Details

Date	11/06/20
Scale	Not to Scale
Drawing Number	E-W-501
Sheet Size	ARCH D



- NOTES:**
- REFER TO SPECIFICATION 260553 FOR LABELING REQUIREMENTS.
 - PROVIDE LAMINATED, ENGRAVED PLASTIC NAMEPLATES WITH 3/8 INCH HIGH LETTERS FOR ALL SWITCHGEAR, SWITCHBOARDS, MOTOR CONTROL CENTERS, TRANSFER SWITCHES, PANELBOARDS, SIGNAL SYSTEM EQUIPMENT CABINETS, AND TERMINAL CABINETS.
 - PROVIDE SIMILAR NAMEPLATES WITH 3/8 INCH HIGH LETTERS FOR TRANSFORMERS, TIME SWITCHES, INDIVIDUALLY MOUNTED BREAKERS, SWITCHES AND CONTROLS, SWITCHBOARDS, AND MOTOR CENTER BRANCH DEVICES.
 - ATTACH NAMEPLATES TO GEAR WITH SHEET METAL SCREWS. ADHESIVE MOUNTED NAMEPLATES ARE NOT ACCEPTABLE.
 - REFER TO SINGLE LINE DIAGRAMS AND SCHEDULES FOR ACTUAL DESIGNATIONS AND CIRCUIT NUMBERS THAT APPLY TO THIS PROJECT.



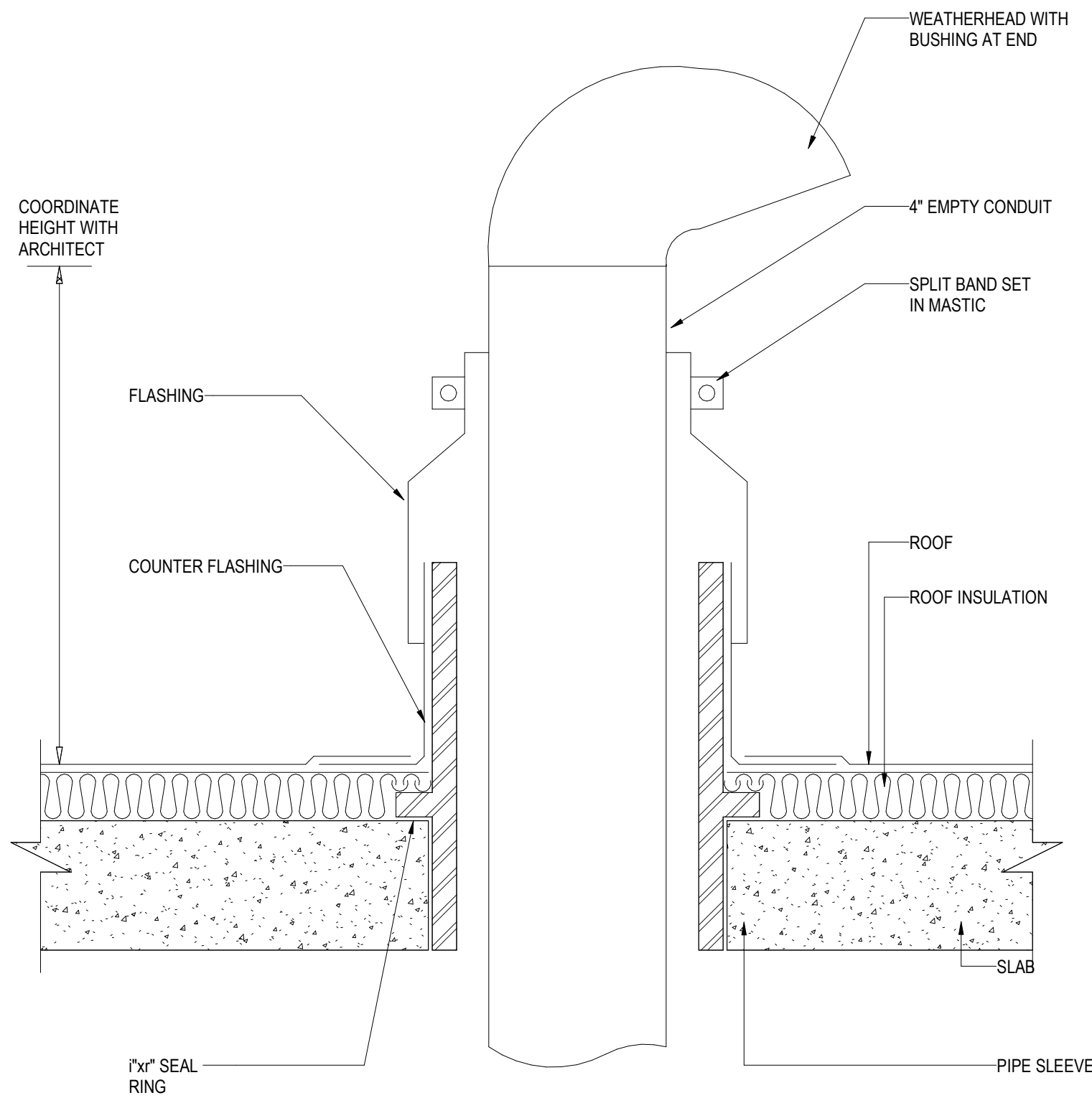
- NOTES:**
- REFER TO SPECIFICATION 260553 FOR LABELING REQUIREMENTS.
 - PROVIDE READILY VISIBLE BLOCK LETTER STENCILED DESIGNATIONS FOR THE FOLLOWING WITH 3/8 INCH HIGH MINIMUM LETTERS ON BACKGROUND OF CONTRASTING COLORS:
 - JUNCTION AND PULL BOXES OF SIGNAL AND COMMUNICATION SYSTEMS IDENTIFYING SYSTEM AND VOLTAGE.
 - LIGHTING OUTLET AND JUNCTION BOXES: IDENTIFY VOLTAGE AND CIRCUITS CONTAINED WITHIN BOX.
 - 480V OUTLET AND JUNCTION BOXES: 480V. IDENTIFY CIRCUIT(S).
 - EACH 10 FOOT LENGTH OF MEDIUM VOLTAGE CONDUIT, EXPOSED OR IN ACCESSIBLE CEILING SPACE AND ASSOCIATED JUNCTION AND PULL BOXES: DANGER HIGH VOLTAGE
 - FEEDER CONDUIT RUNS ON 25 FOOT CENTERS ON BOTH SIDES OF WALL AND FLOOR PENETRATIONS AND ABOVE DEMOUNTABLE CEILINGS. INDICATE CIRCUIT DESIGNATION AND NUMBER ON ALL FEEDERS. INDICATE SYSTEM ON ALL SIGNAL AND COMMUNICATIONS SYSTEM CONDUIT SIZED 1 1/2" AND LARGER.

1 IDENTIFICATION OF ELECTRICAL EQUIPMENT

NOT TO SCALE

2 IDENTIFICATION OF ELECTRICAL BOXES

NOT TO SCALE



4 CONDUIT PENETRATION THRU ROOF DETAIL

NOT TO SCALE

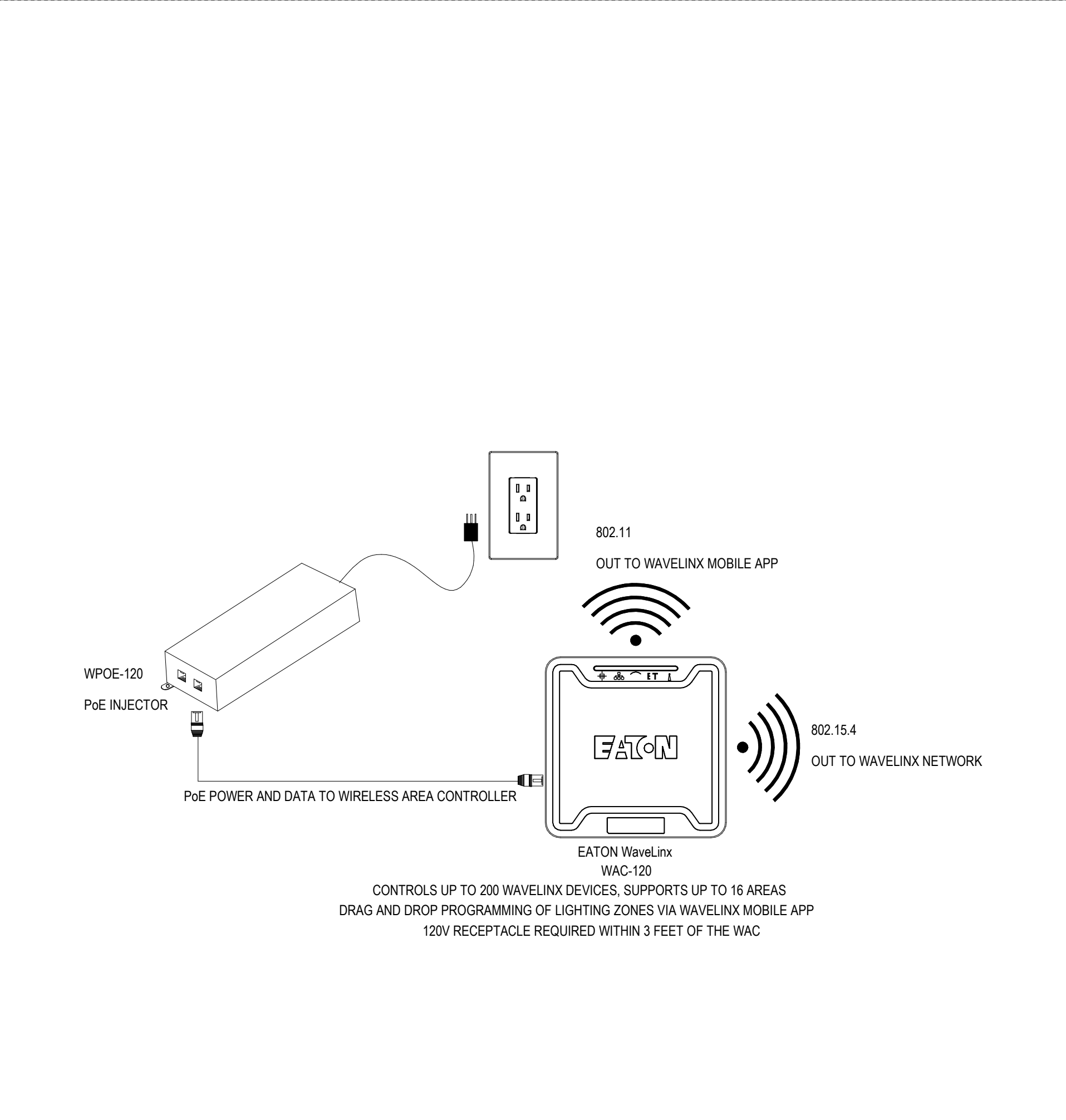
Owner Storm King Art Center 1 Museum Road New Windsor, NY 12553 +1 (845) 534-3115
Design Architect heneghan peng architects 14-16 Lord Edward Street Dublin, D02 YC63 +353 1 633 9000
Executive Architect WXY Architecture + Urban Design 224 Centre Street, 5th Floor New York, NY 10013 +1 (212) 219-1953
Landscape Architect Gustafson Porter + Bowman 1 Cobham Mews London, MW1 9SB +44 020 7284 8950
Reed Hilderbrand LLC 33 Whitney Avenue, 3rd Floor New Haven, CT 06510 +1 (617) 923-2422
Structural & Lighting ARUP 77 Water Street New York, NY 10005 +1 (212) 896-3000
MEPF & IT BuroHappold 100 Broadway #23 New York, NY 10005 +1 (212) 616-0228
Civil VHB 100 Great Oaks Blvd., Suite 118 Albany, NY 12203 +1 (518) 389-3606
AV & Acoustics LSTN Consultants 76 Beaver Street, 2nd Floor New York, NY 10005 +1 (347) 788-0810
Facade Front Inc. 100 E. Broadway Street, #501 New York, NY 10002 +1 (212) 242-2220
Key Plan

Description	Date
50% Design Development	02/24/20
100% Design Development	05/29/20
50% Construction Documents	11/06/20

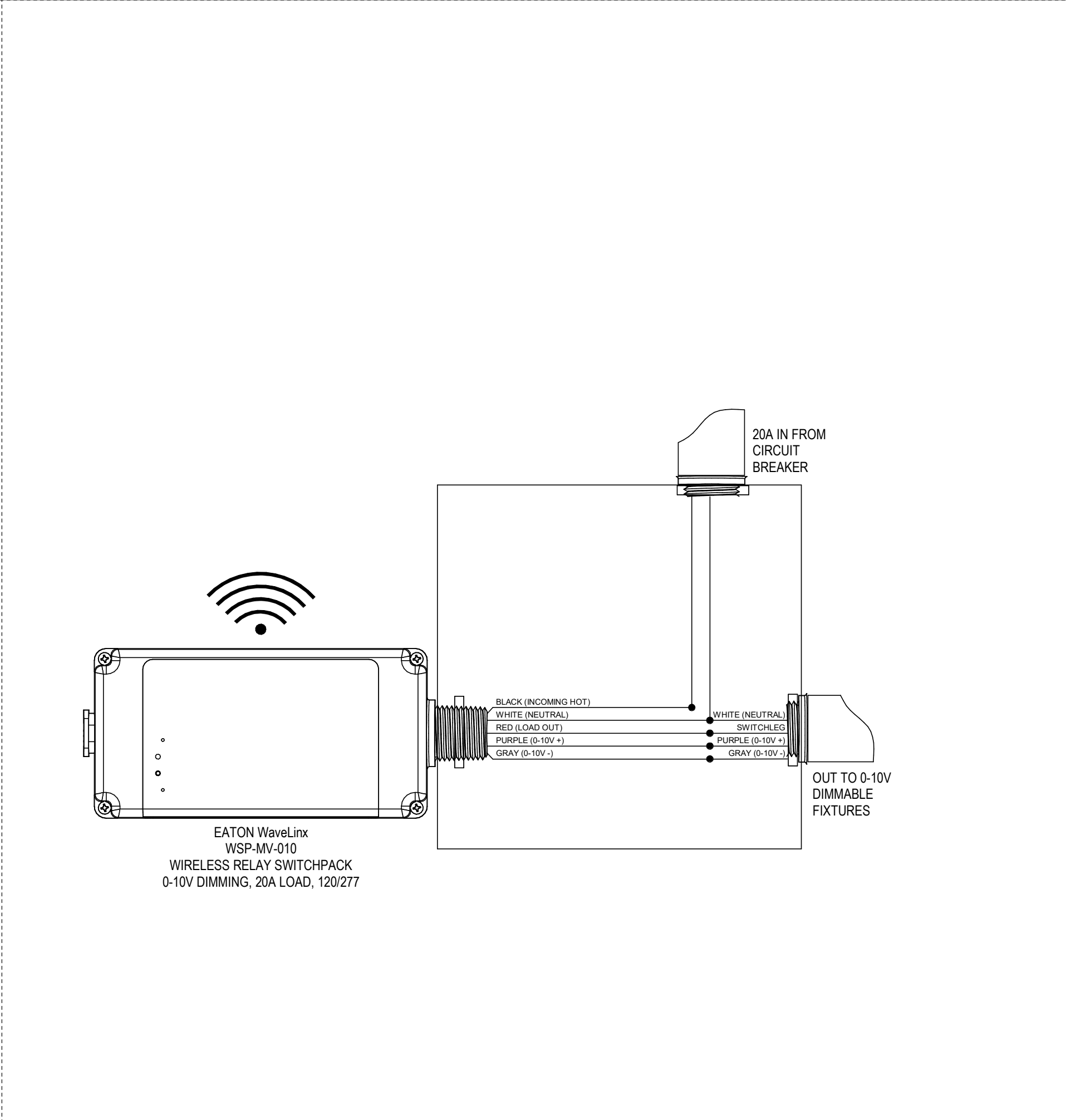
Project
Storm King Art Center Welcome Pavilions
Seal

NOT FOR CONSTRUCTION
Drawing Title
Electrical Details

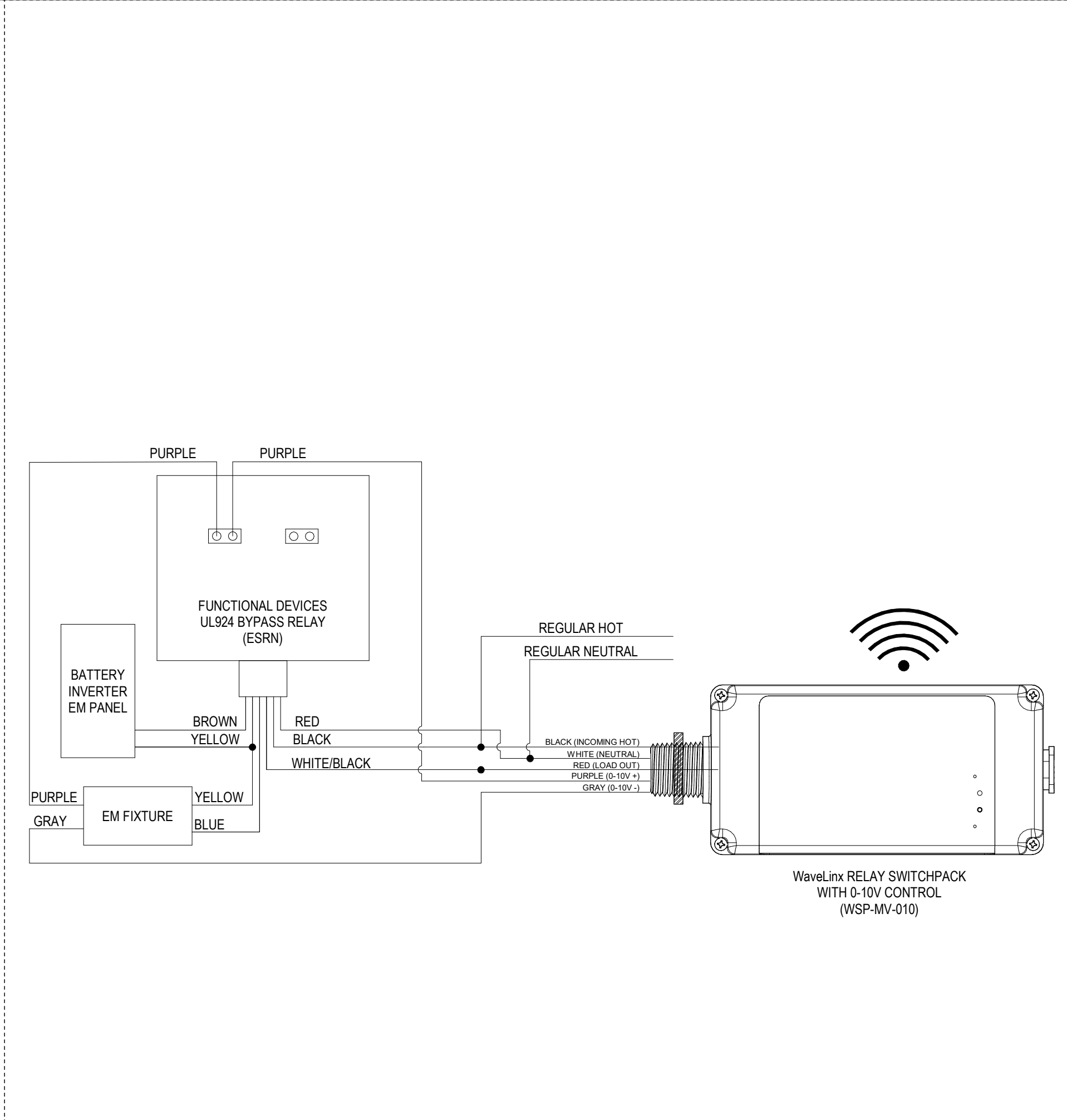
Date	11/06/20
Scale	Not to Scale
Drawing Number	E-W-502
Sheet Size	ARCH D



1 POE POWER TO WIRELESS CONTROLLER DETAIL
NOT TO SCALE



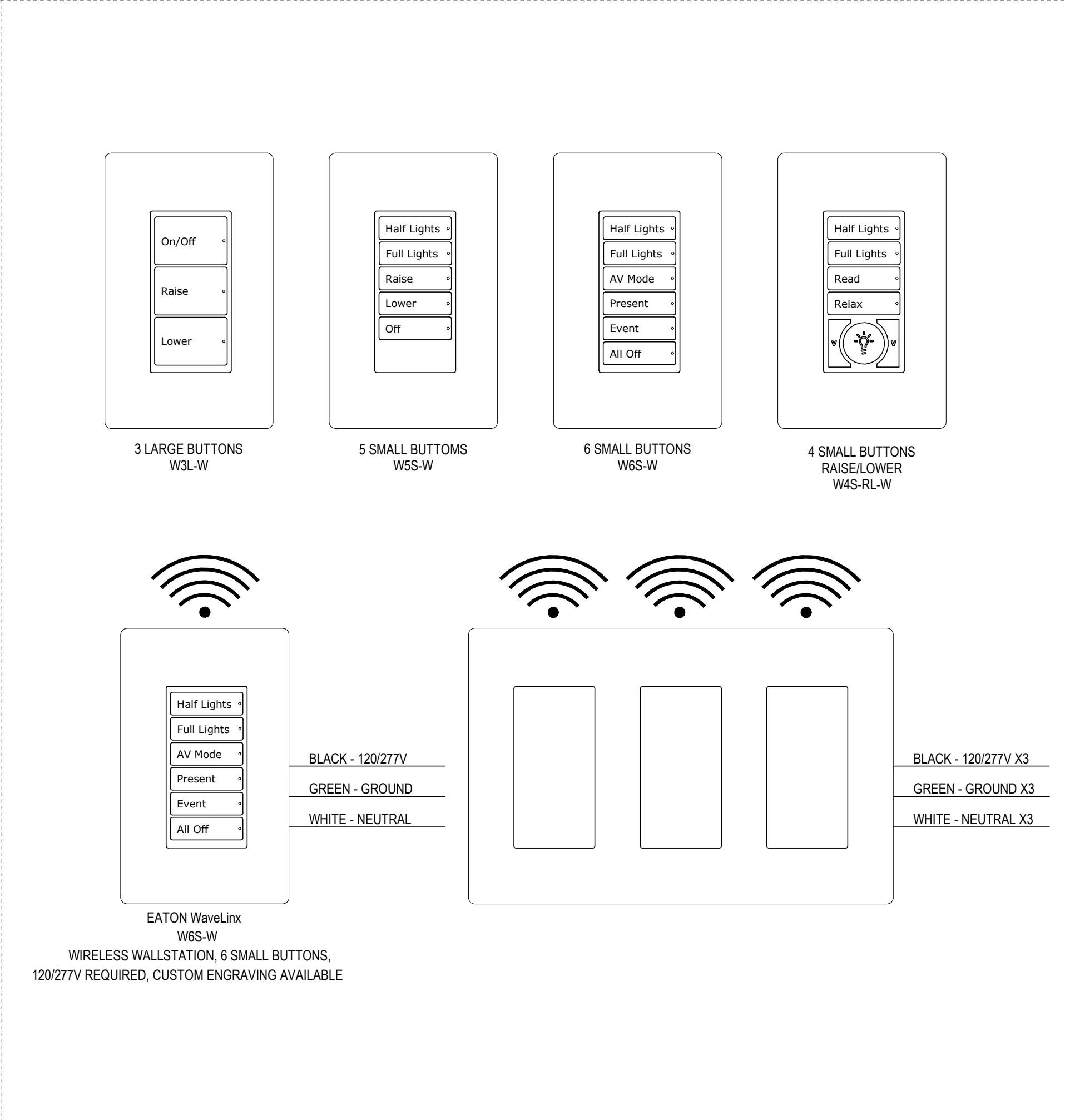
2 TYPICAL WIRELESS SWITCHPACK WIRING DETAIL
NOT TO SCALE



3 EMERGENCY BYPASS RELAY AND WIRELESS SWITCHPACK DETAIL
NOT TO SCALE



4 WIRELESS BATTERY POWERED OCCUPANCY/DAYLIGHT SENSOR DETAIL
NOT TO SCALE



5 WIRELESS WALL STATION DETAILS
NOT TO SCALE

Owner
Storm King Art Center
1 Museum Road
New Windsor, NY 12553
+1 (845) 534-3115

Design Architect
heneghan peng architects
14-16 Lord Edward Street
Dublin, D02 YC63
+353 1 633 9000

Executive Architect
WXY Architecture + Urban Design
224 Centre Street, 5th Floor
New York, NY 10013
+1 (212) 219-1953

Landscape Architect
Gustafson Porter + Bowman
1 Cobham Mews
London, MW1 9SB
+44 020 7284 8950

Reed Hilderbrand LLC
33 Whitney Avenue, 3rd Floor
New Haven, CT 06510
+1 (617) 923-2422

Structural & Lighting
ARUP
77 Water Street
New York, NY 10005
+1 (212) 896-3000

MEPF & IT
BuroHappold
100 Broadway #23
New York, NY 10005
+1 (212) 616-0228

Civil
VHB
100 Great Oaks Blvd., Suite 118
Albany, NY 12203
+1 (518) 389-3606

AV & Acoustics
LSTN Consultants
76 Beaver Street, 2nd Floor
New York, NY 10005
+1 (347) 788-0810

Facade
Front Inc.
100 E. Broadway Street, #501
New York, NY 10002
+1 (212) 242-2220

Key Plan

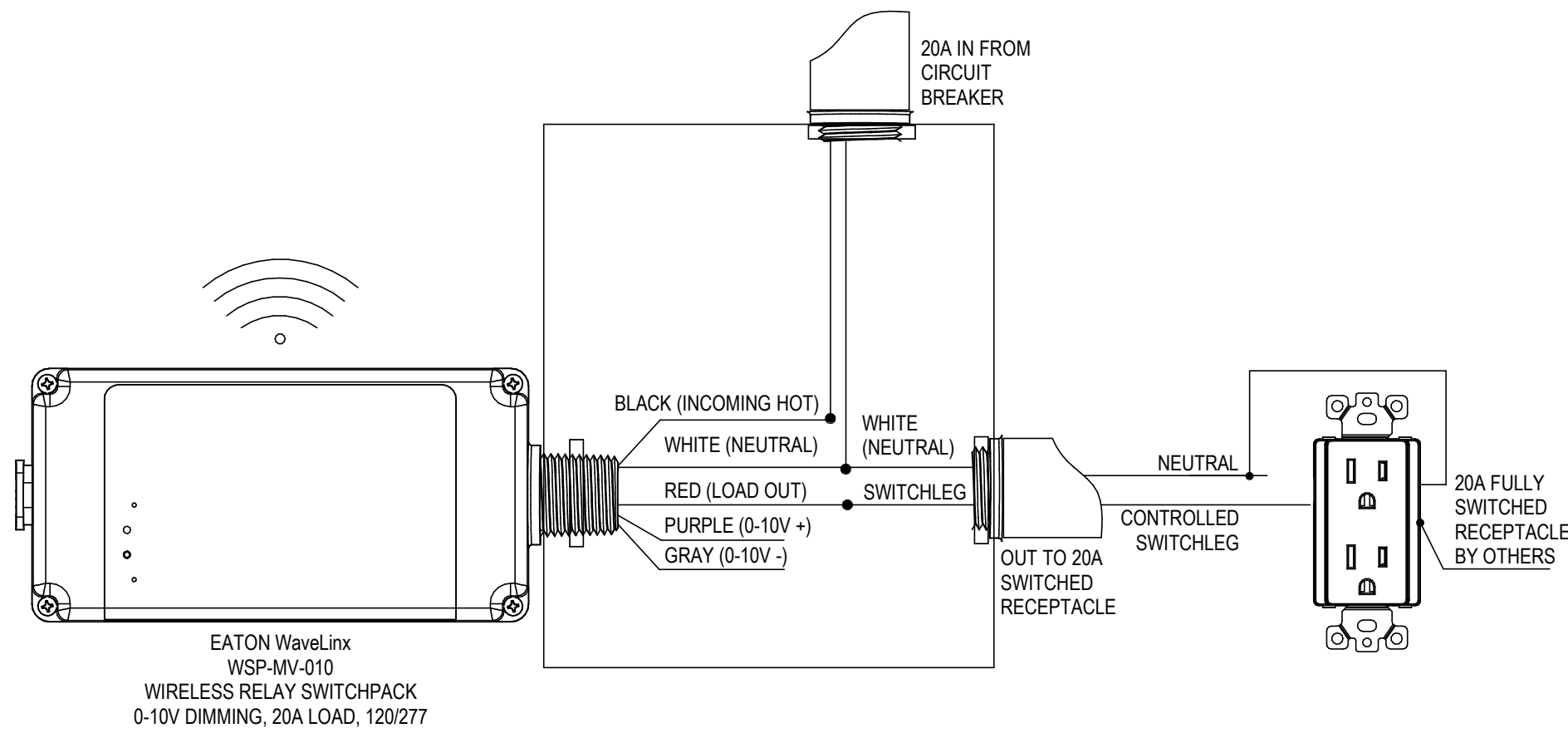
Description	Date
50% Design Development	02/24/20
100% Design Development	05/29/20
50% Construction Documents	11/06/20

Project
Storm King
Art Center
**Welcome
Pavilions**

Seal

NOT FOR CONSTRUCTION
Drawing Title
Electrical Details

Date	11/06/20
Scale	Not to Scale
Drawing Number	E-W-503
Sheet Size	ARCH D



AUTOMATIC RECEPTACLE CONTROL VIA LIGHTING CONTROL:

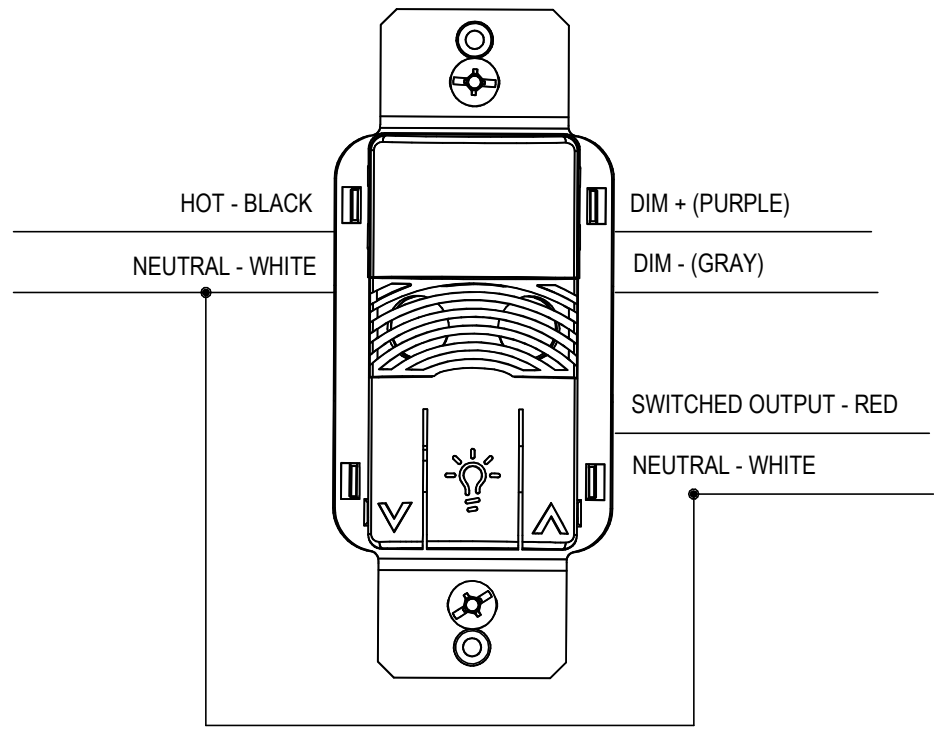
1. AUTOMATIC RECEPTACLE CONTROL SHALL BE PROVIDED IN ACCORDANCE WITH ASHRAE 8.4.2 TO ALL REQUIRED SPACES, INDIVIDUAL WORKSTATIONS, AND ENERGIZED MODULAR FURNITURE.
2. EACH CONTROLLED RECEPTACLE SHALL TURN OFF WITHIN 20 MINUTES OF ALL OCCUPANTS LEAVING THE SPACE CONTAINING THE CONTROLLED RECEPTACLES.
3. AT LEAST 50% OF ALL 120V 15A-20A RECEPTACLES IN EACH OF THE FOLLOWING SPACES IDENTIFIED SHALL BE AUTOMATICALLY CONTROLLED:

PRIVATE OFFICES
CONFERENCE ROOMS
COPY/PRINT ROOMS
BREAK ROOMS
WORKSTATIONS
4. AT LEAST 25% OF OF ALL 120V 15A-20A BRANCH CIRCUIT FEEDERS INSTALLED FOR MODULAR FURNITURE SHALL BE AUTOMATICALLY CONTROLLED.
5. EACH CONTROLLED RECEPTACLE SHALL BE PERMANENTLY MARKED TO VISUALLY DIFFERENTIATE THEM FROM UNCONTROLLED RECEPTACLES.

1

WIRELESS RELAY SWITCHPACK

NOT TO SCALE



2

DUAL TECH VACANCY SENSOR DIMMING WALL STATION

NOT TO SCALE

Owner
Storm King Art Center
1 Museum Road
New Windsor, NY 12553
+1 (845) 534-3115

Design Architect
heneghan peng architects
14-16 Lord Edward Street
Dublin, D02 YC63
+353 1 633 9000

Executive Architect
WXY Architecture + Urban Design
224 Centre Street, 5th Floor
New York, NY 10013
+1 (212) 219-1953

Landscape Architect
Gustafson Porter + Bowman
1 Cobham Mews
London, MW1 9SB
+44 020 7284 8950

Reed Hilderbrand LLC
33 Whitney Avenue, 3rd Floor
New Haven, CT 06510
+1 (617) 923-2422

Structural & Lighting
ARUP
77 Water Street
New York, NY 10005
+1 (212) 896-3000

MEPF & IT
BuroHappold
100 Broadway #23
New York, NY 10005
+1 (212) 616-0228

Civil
VHB
100 Great Oaks Blvd., Suite 118
Albany, NY 12203
+1 (518) 389-3606

AV & Acoustics
LSTN Consultants
76 Beaver Street, 2nd Floor
New York, NY 10005
+1 (347) 788-0810

Facade
Front Inc.
100 E. Broadway Street, #501
New York, NY 10002
+1 (212) 242-2220

Key Plan

Description	Date
50% Design Development	02/24/20
100% Design Development	05/29/20
50% Construction Documents	11/06/20

Project

Storm King
Art Center

Welcome
Pavilions

Seal

NOT FOR CONSTRUCTION

Drawing Title


Electrical Details

Date	11/06/20
Scale	Not to Scale
Drawing Number	E-W-504
Sheet Size	ARCH D

FEEDER SCHEDULE	
DEVICE	FEEDER
20	
TX-W-1-1	1/2"C, 3#12, #12N, #12G
225	
PL-W-1-1	2-1/2"C, 3-4/0, 4/0N, #4G
PL-W-1-2	2-1/2"C, 3-4/0, 4/0N, #4G
600	
DPL-W-1-1	(2)3"C, 3-350kcmil, 350kcmil N, #1G

E - EQUIPMENT (MECHANICAL, PLUMBING, FIRE PROTECTION) SCHEDULE								
EQUIPMENT	LEVEL	HP RATING	KVA	FLA	VOLTAGE	PHASE	POLES	_TYPE
ACCU W-2-1	Second Level - Ticketing		3.600 kVA	17 A	208 V	1	2	
DOMESTIC WELL WATER PUMP (BY CIVIL)	TICKETING LEVEL 1	5	6.020 kVA	17 A	208 V	3	3	
DWHP W-1-1	Ground Level - Restroom		0.000 kVA	30 A	208 V	1	2	
DWT W-1-1	Ground Level - Restroom		15.000 kVA	75 A	208 V	1	2	
EB	TICKETING LEVEL 1		0.750 kVA	4 A	208 V	3	3	
EB	TICKETING LEVEL 1		0.750 kVA	4 A	208 V	3	3	
EB	TICKETING LEVEL 1		0.750 kVA	4 A	208 V	3	3	
EB	TICKETING LEVEL 1		0.750 kVA	4 A	208 V	3	3	
EB	TICKETING LEVEL 1		0.750 kVA	4 A	208 V	3	3	
EB	TICKETING LEVEL 1		0.750 kVA	4 A	208 V	3	3	
EB	TICKETING LEVEL 1		0.750 kVA	4 A	208 V	3	3	
EB	Ground Level - Restroom		0.750 kVA	4 A	208 V	3	3	
ERV W-1-1	Ground Level - Restroom	2	1.300 kVA	6 A	208 V	1	2	
FAN	TICKETING LEVEL 1		0.000 kVA	0 A	0 V	0	1	
FAN	TICKETING LEVEL 1		0.000 kVA	0 A	0 V	0	1	
FAN	TICKETING LEVEL 1		0.000 kVA	0 A	0 V	0	1	
FOU W-1-1	TICKETING LEVEL 1		0.750 kVA	4 A	208 V	3	3	
FLOOR MAT	Ground Level - Restroom		0.400 kVA	4 A	120 V	1	1	
FLOOR MAT	Ground Level - Restroom		0.400 kVA	4 A	120 V	1	1	
FLOOR MAT	Ground Level - Restroom		0.400 kVA	4 A	120 V	1	1	
FLOOR MAT	Ground Level - Restroom		0.400 kVA	4 A	120 V	1	1	
FLOOR MAT	Ground Level - Restroom		0.400 kVA	4 A	120 V	1	1	
FLOOR MAT	Ground Level - Restroom		0.400 kVA	4 A	120 V	1	1	
FLOOR MAT	Ground Level - Restroom		0.400 kVA	4 A	120 V	1	1	
FLOOR MAT	Ground Level - Restroom		0.400 kVA	4 A	120 V	1	1	
FLOOR MAT	Ground Level - Restroom		0.400 kVA	4 A	120 V	1	1	
FLOOR MAT	Ground Level - Restroom		0.400 kVA	4 A	120 V	1	1	
GWTS W-1-1	Ground Level - Restroom		6.020 kVA	17 A	208 V	3	3	
REVERSE OSMOSIS	Ground Level - Restroom		1.000 kVA	0 A	208 V	1	2	

BACK OF HOUSE LIGHTING FIXTURE SCHEDULE

FIXTURE TYPE	SYMBOL	FIXTURE DESCRIPTION	MANUFACTURER	CATALOG NUMBER	UNITS	LAMPS			CONTROL		TOTAL WATTAGE
						QTY. PER UNIT	TYPE	WATTS	VOLTAGE	TYPE	
BI01		4' SUSPENDED/SURFACE MOUNTED INDUSTRIAL	CREE - LS SERIES	LS4-25L-35K-120-10V	EACH	1	3500K LED	23 W	UNV	INTEGRAL 0-10V DIMMING	23 W

GENERAL NOTES:

- A. PRELIMINARY EQUIPMENT SCHEDULE (MECHANICAL, PLUMBING, FIRE PROTECTION) PROVIDED FOR PRICING. REFER TO MECHANICAL, PLUMBING AND FIRE PROTECTION DRAWINGS FOR EQUIPMENT LOCATIONS. ALLOW FOR ALL FINAL CONNECTIONS WITH LOCAL DISCONNECT SWITCHES, OVERCURRENT PROTECTION AND HOOK UPS.
- B. REFER TO LIGHTING FIXTURE SPECIFICATION FOR REFERENCED CONTROL NARRATIVE AND PRELIMINARY LIGHTING FIXTURE SCHEDULE.

Owner
Storm King Art Center
1 Museum Road
New Windsor, NY 12553
+1 (845) 534-3115

Design Architect
heneghan peng architects
14-16 Lord Edward Street
Dublin, D02 YC63
+353 1 633 9000

Executive Architect
WXY Architecture + Urban Design
224 Centre Street, 5th Floor
New York, NY 10013
+1 (212) 219-1953

Landscape Architect
Gustafson Porter + Bowman
1 Cobham Mews
London, MW1 9SB
+44 020 7284 8950

Reed Hilderbrand LLC
33 Whitney Avenue, 3rd Floor
New Haven, CT 06510
+1 (617) 923-2422

Structural & Lighting
ARUP
77 Water Street
New York, NY 10005
+1 (212) 896-3000

MEPF & IT
BuroHappold
100 Broadway #23
New York, NY 10005
+1 (212) 616-0228

Civil
VHB
100 Great Oaks Blvd., Suite 118
Albany, NY 12203
+1 (518) 389-3606

AV & Acoustics
LSTN Consultants
76 Beaver Street, 2nd Floor
New York, NY 10005
+1 (347) 788-0810

Facade
Front Inc.
100 E. Broadway Street, #501
New York, NY 10002
+1 (212) 242-2220

Key Plan

Description	Date
50% Design Development	02/24/20
100% Design Development	05/29/20
50% Construction Documents	11/06/20

Project

Storm King Art Center Welcome Pavilions

Seal

NOT FOR CONSTRUCTION
Drawing Title

Welcome - Electrical Schedules

Date	11/06/20
Scale	Not to Scale
Drawing Number	E-W-601
Sheet Size	ARCH D

DPL-W-1-1

ROOM: Electrical T104		VOLTS: 208Y/120V, 3P-4W			A.I.C.:	
MOUNTING: FLOOR		BUS AMPS: 600 A			MAINS: 600 A MCB	
FED FROM:		NEUTRAL: 100%			LUGS: STANDARD	
NOTES:						

CKT #	CIRCUIT DESCRIPTION	A	B	C	CKT BKR	# OF POLES	FEEDER RACEWAY AND CONDUCTORS
1							
2							
3							
4							
5							
6							
7							
8							
		0 VA	0 VA	0 VA			
		0 A	0 A	0 A			

LOAD CLASSIFICATION	CONNECTED LOAD	DEMAND	CALCULATED LOAD	TOTALS
LIGHTING	0.000 kVA	125%	0.000 kVA	TOTAL CONNECTED : 0 VA TOTAL CALCULATED DEMAND: 0 VA BALANCED THREE PHASE AMPS: 0 A
MOTORS	0.000 kVA	125% LARGEST, 100% REMAINDER	0.000 kVA	
RECEPTACLES	0.000 kVA	100% FIRST 10kVA, 50% REMAINDER	0.000 kVA	
HEATING/COOLING	0.000 kVA	100%	0.000 kVA	
KITCHEN	0.000 kVA	PER NEC TABLE 220.56	0.000 kVA	
CONTINUOUS	0.000 kVA	125%	0.000 kVA	
NONCONTINUOUS	0.000 kVA	100%	0.000 kVA	
NONCOINCIDENTAL	0.000 kVA	0%	0.000 kVA	

PL-W-1-1

ROOM: Electrical T104				VOLTS: 208Y/120V, 3P 4W				A.I.C.:					
MOUNTING: SURFACE				BUS AMPS: 225 A				MGB: 225 A MGB					
FED FROM:				NEUTRAL: 100%				LUGS: STANDARD					
NOTE:													
CONDUIT & CONDUCTOR		CKT #	CKT BKR	# OF POLES	CIRCUIT DESCRIPTION	A	B	C	CIRCUIT DESCRIPTION	# OF POLES	CKT BKR	CKT #	CONDUIT & CONDUCTOR
1/2" C. 1#12, 1#12N, #12G		1	20 A	1	Other	0						2	
		3										4	
		5										6	
		7										8	
		9										10	
		11										12	
		13										14	
		15										16	
		17										18	
		19										20	
		21										22	
		23										24	
		25										26	
		27										28	
		29										30	
		31										32	
		33										34	
		35										36	
		37										38	
		39										40	
		41										42	
		43										44	
		45										46	
		47										48	
						0 VA	0 VA	0 VA					
						0 A	0 A	0 A					
LOAD CLASSIFICATION		CONNECTED LOAD			DEMAND			CALCULATED DEMAND			TOTALS		
LIGHTING		0.000 kVA			125%			0.000 kVA					
MOTORS		0.000 kVA			125% LARGEST + 100% REMAINDER			0.000 kVA					
RECEPTACLES		0.000 kVA			100% FIRST 10kVA, 50% REMAINDER			0.000 kVA			TOTAL CONNECTED LOAD: 0 VA		
HEATING/COOLING		0.000 kVA			100%			0.000 kVA			TOTAL CALCULATED DEMAND: 0 VA		
KITCHEN		0.000 kVA			PER NEC TABLE 220.56			0.000 kVA			BALANCED THREE PHASE AMPS: 0 A		
CONTINUOUS		0.000 kVA			125%			0.000 kVA					
NONCONTINUOUS		0.000 kVA			100%			0.000 kVA					
NONCOINCIDENTAL		0.000 kVA			0%			0.000 kVA					

PL-W-1-2

ROOM: Mechanical R102				VOLTS: 208Y/120V, 3P 4W				A.I.C.: 208Y/120V, 3P 4W				
MOUNTING: SURFACE				BUS AMPS: 225 A				MCB: 225 A MCB				
FED FROM:				NEUTRAL: 100%				LUGS: STANDARD				
NOTE:												
CONDUIT & CONDUCTOR	CKT #	CKT BKR	# OF POLES	CIRCUIT DESCRIPTION	A	B	C	CIRCUIT DESCRIPTION	# OF POLES	CKT BKR	CKT #	CONDUIT & CONDUCTOR
	1										2	
	3										4	
	5										6	
	7										8	
	9										10	
	11										12	
	13										14	
	15										16	
	17										18	
	19										20	
	21										22	
	23										24	
	25										26	
	27										28	
	29										30	
	31										32	
	33										34	
	35										36	
	37										38	
	39										40	
	41										42	
	43										44	
	45										46	
	47										48	
					0 VA	0 VA	0 VA					
					0 A	0 A	0 A					
LOAD CLASSIFICATION				CONNECTED LOAD	DEMAND			CALCULATED DEMAND	TOTALS			
LIGHTING				0.000 kVA	125%			0.000 kVA	TOTAL CONNECTED LOAD: 0 VA TOTAL CALCULATED DEMAND: 0 VA BALANCED THREE PHASE AMPS: 0 A			
MOTORS				0.000 kVA	125% LARGEST + 100% REMAINDER			0.000 kVA				
RECEPTACLES				0.000 kVA	100% FIRST 10kVA, 50% REMAINDER			0.000 kVA				
HEATING/COOLING				0.000 kVA	100%			0.000 kVA				
KITCHEN				0.000 kVA	PER NEC TABLE 220.56			0.000 kVA				
CONTINUOUS				0.000 kVA	125%			0.000 kVA				
NONCONTINUOUS				0.000 kVA	100%			0.000 kVA				
NONCOINCIDENTAL				0.000 kVA	0%			0.000 kVA				

01

Owner
Storm King Art Center
1 Museum Road
New Windsor, NY 12553
+1 (845) 534-3115

Design Architect
heneghan peng architects
14-16 Lord Edward Street
Dublin, D02 YC63
+353 1 633 9000

Executive Architect
WXY Architecture + Urban Design
224 Centre Street, 5th Floor
New York, NY 10013
+1 (212) 219-1953

Landscape Architect
Gustafson Porter + Bowman
1 Cobham Mews
London, MW1 9SB
+44 020 7284 8950

Reed Hilderbrand LLC
33 Whitney Avenue, 3rd Floor
New Haven, CT 06510
+1 (617) 923-2422

Structural & Lighting
ARUP
77 Water Street
New York, NY 10005
+1 (212) 896-3000

MEPF & IT
BuroHappold
100 Broadway #23
New York, NY 10005
+1 (212) 616-0228

Civil
VHB
100 Great Oaks Blvd., Suite 118
Albany, NY 12203
+1 (518) 389-3606

AV & Acoustics
LSTN Consultants
76 Beaver Street, 2nd Floor
New York, NY 10005
+1 (347) 788-0810

Facade
Front Inc.
100 E. Broadway Street, #501
New York, NY 10002
+1 (212) 242-2220

Key Plan

Description	Date
100% Design Development	05/29/20
50% Construction Documents	11/06/20

Project

Storm King
Art Center
**Welcome
Pavilions**

Seal

NOT FOR CONSTRUCTION

Drawing Title

Welcome Electrical Schedules

Date	11/06/20
Scale	Not to Scale
Drawing Number	E-W-602
Sheet Size	ARCH D

GENERAL NOTES

- A. 13.2KV SERVICE TO BE CONFIRMED BY UTILITY.
- B. LOCATION FOR TRANSFORMER TO BE CONFIRMED WITH UTILITY, CIVIL AND LANDSCAPE.
- C. SHORT CIRCUIT EQUIPMENT RATINGS: ASSUME THE FOLLOWING SHORT CIRCUIT CURRENT RATINGS FOR EQUIPMENT LOCATED:
- a. 22 KAIC; FOR ALL EQUIPMENT THROUGHOUT.

Owner
Storm King Art Center
1 Museum Road
New Windsor, NY 12553
+1 (845) 534-3115

Design Architect
heneghan peng architects
14-16 Lord Edward Street
Dublin, D02 YC63
+353 1 633 9000

Executive Architect
WXY Architecture + Urban Design
224 Centre Street, 5th Floor
New York, NY 10013
+1 (212) 219-1953

Landscape Architect
Gustafson Porter + Bowman
1 Cobham Mews
London, MW1 9SB
+44 020 7284 8950

Reed Hilderbrand LLC
33 Whitney Avenue, 3rd Floor
New Haven, CT 06510
+1 (617) 923-2422

Structural & Lighting
ARUP
77 Water Street
New York, NY 10005
+1 (212) 896-3000

MEPF & IT
BuroHappold
100 Broadway #23
New York, NY 10005
+1 (212) 616-0228

Civil
VHB
100 Great Oaks Blvd., Suite 118
Albany, NY 12203
+1 (518) 389-3606

AV & Acoustics
LSTN Consultants
76 Beaver Street, 2nd Floor
New York, NY 10005
+1 (347) 788-0810

Facade
Front Inc.
100 E. Broadway Street, #501
New York, NY 10002
+1 (212) 242-2220

Key Plan

Description	Date
50% Design Development	02/24/20
100% Design Development	05/29/20
50% Construction Documents	11/06/20

Project

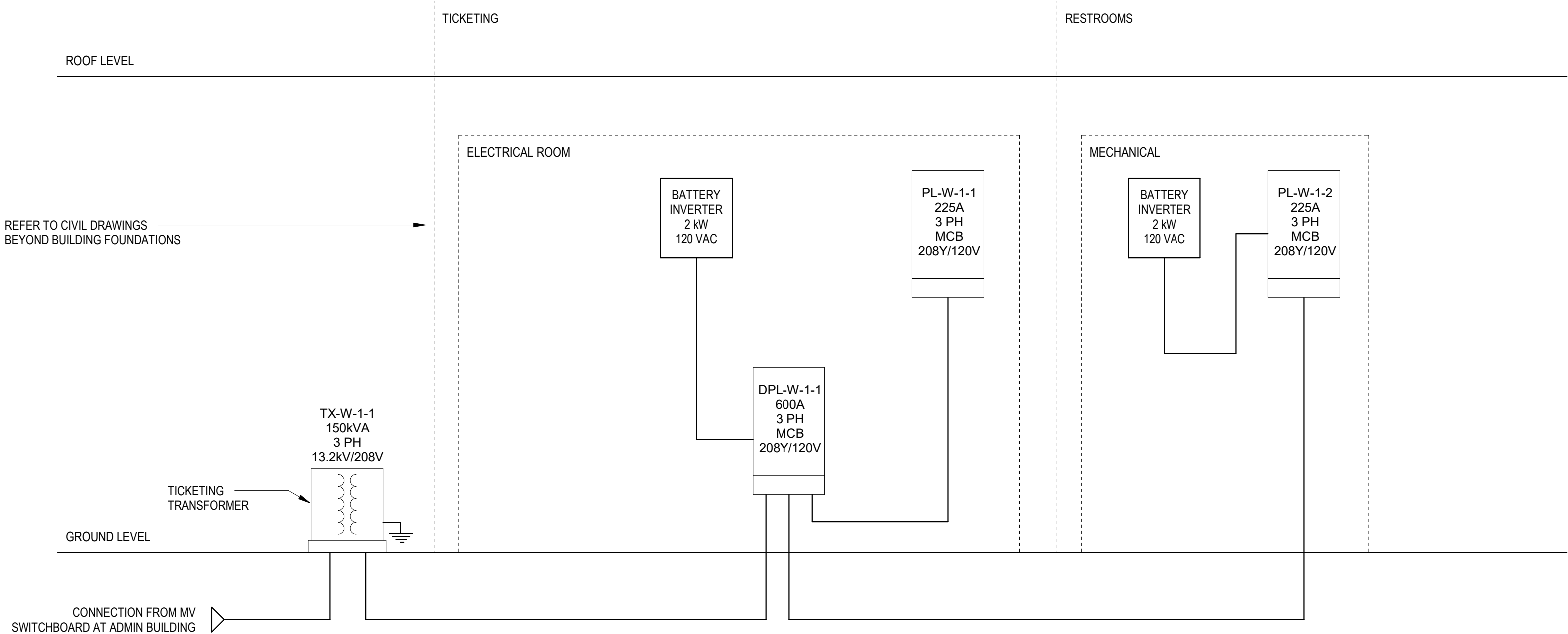
Storm King
Art Center
Welcome
Pavilions

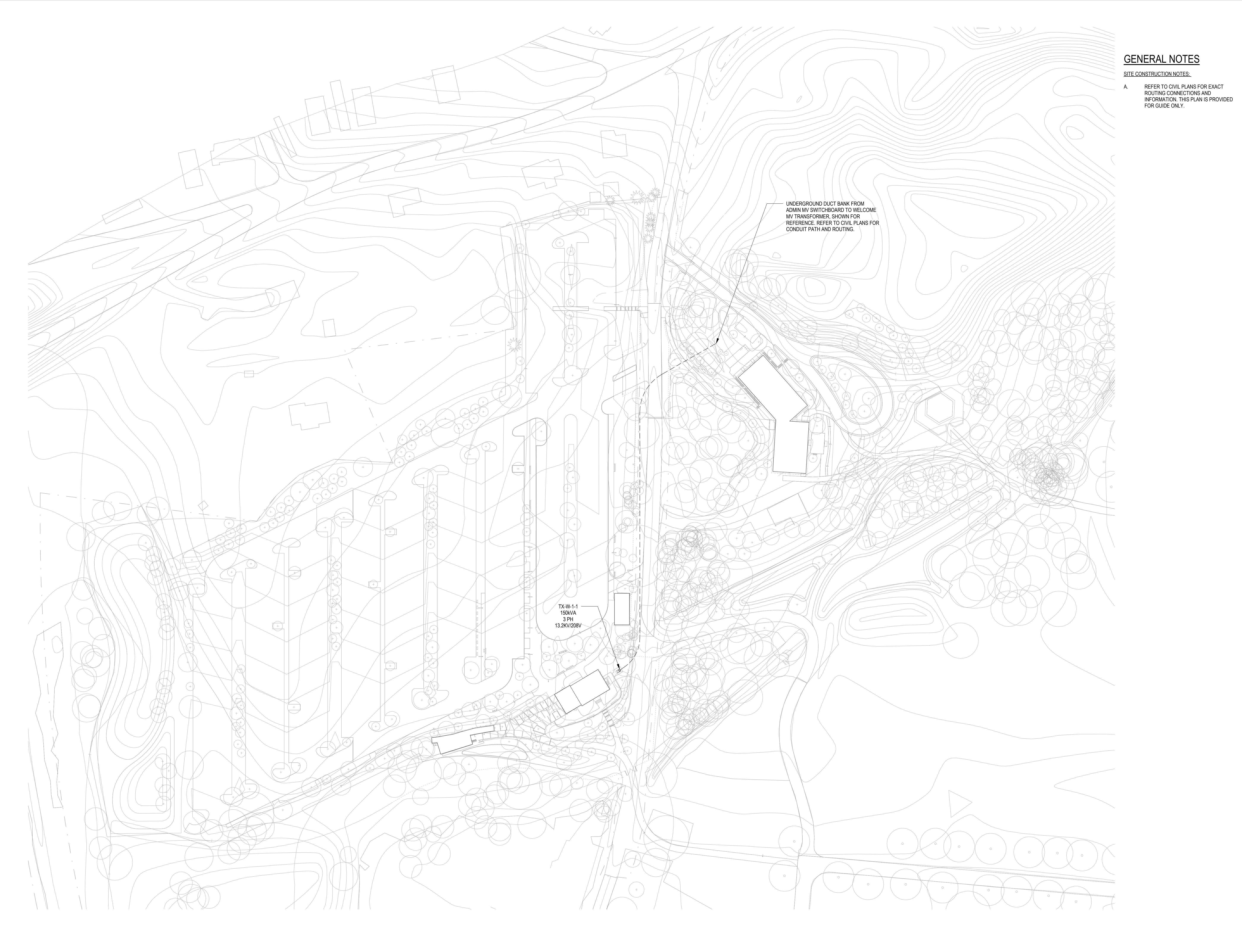
Seal

NOT FOR CONSTRUCTION

Drawing Title
Welcome - Electrical
Riser

Date	11/06/20
Scale	Not to Scale
Drawing Number	E-W-701
Sheet Size	ARCH D





GENERAL NOTES

SITE CONSTRUCTION NOTES:

- A. REFER TO CIVIL PLANS FOR EXACT ROUTING CONNECTIONS AND INFORMATION. THIS PLAN IS PROVIDED FOR GUIDE ONLY.

Owner
Storm King Art Center
1 Museum Road
New Windsor, NY 12553
+1 (845) 534-3115

Design Architect
heneghan peng architects
14-16 Lord Edward Street
Dublin, D02 YC63
+353 1 633 9000

Executive Architect
WXY Architecture + Urban Design
224 Centre Street, 5th Floor
New York, NY 10013
+1 (212) 219-1953

Landscape Architect
Gustafson Porter + Bowman
1 Cobham Mews
London, MW1 9SB
+44 020 7284 8950

Reed Hilderbrand LLC
33 Whitney Avenue, 3rd Floor
New Haven, CT 06510
+1 (617) 923-2422

Structural & Lighting
ARUP
77 Water Street
New York, NY 10005
+1 (212) 896-3000

MEPF & IT
BuroHappold
100 Broadway #23
New York, NY 10005
+1 (212) 616-0228

Civil
VHB
100 Great Oaks Blvd., Suite 118
Albany, NY 12203
+1 (518) 389-3606

AV & Acoustics
LSTN Consultants
76 Beaver Street, 2nd Floor
New York, NY 10005
+1 (347) 788-0810

Facade
Front Inc.
100 E. Broadway Street, #501
New York, NY 10002
+1 (212) 242-2220

Key Plan



Description	Date
50% Construction Documents	11/06/20

Project

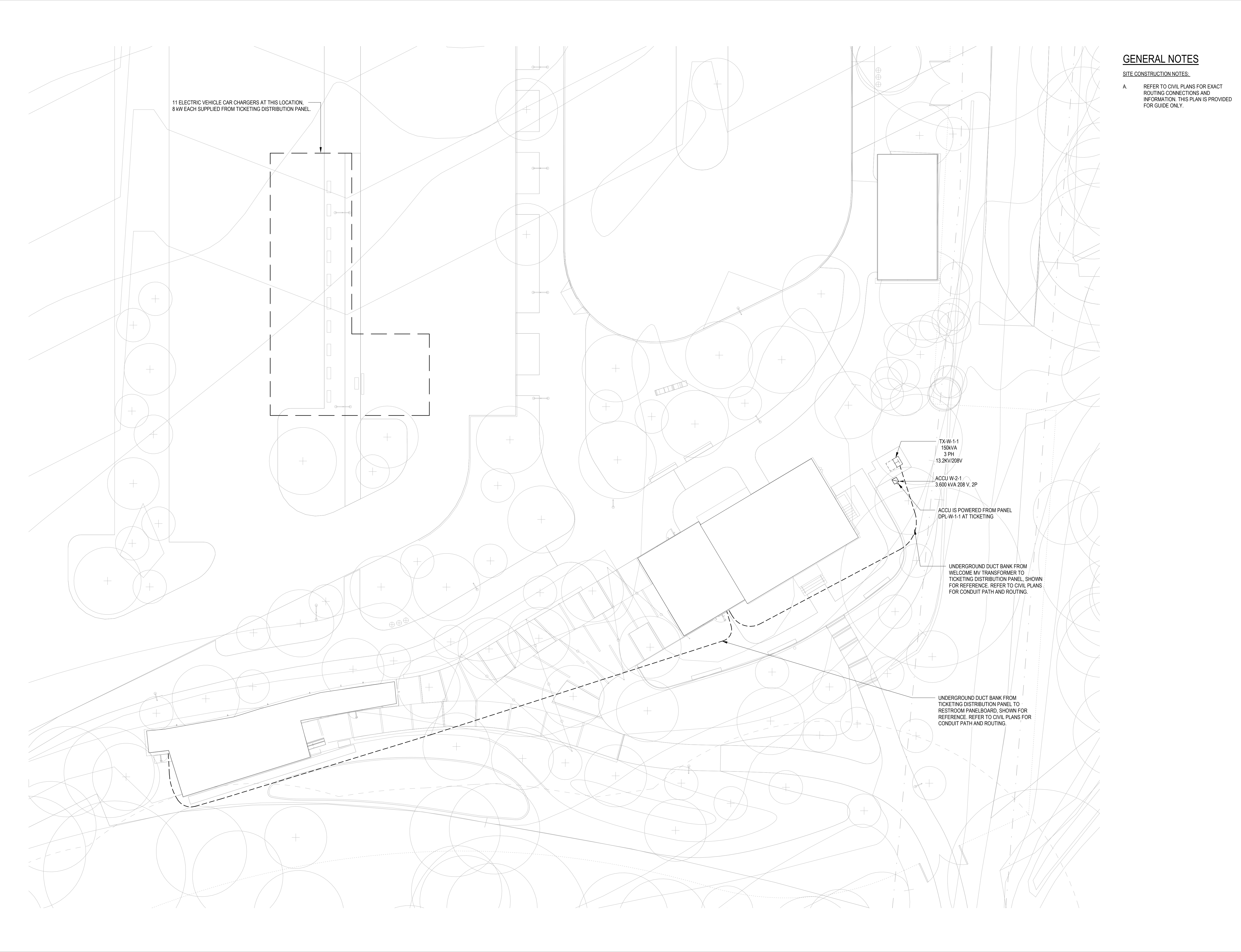
Storm King
Art Center
Welcome
Pavilions

Seal

NOT FOR CONSTRUCTION

Drawing Title
Site Plan - Property -
Electrical Power

Date	11/06/20
Scale	1/64" = 1'-0"
Drawing Number	E-W-900
Sheet Size	ARCH D



GENERAL NOTES

SITE CONSTRUCTION NOTES:

- A. REFER TO CIVIL PLANS FOR EXACT ROUTING CONNECTIONS AND INFORMATION. THIS PLAN IS PROVIDED FOR GUIDE ONLY.

Owner
Storm King Art Center
1 Museum Road
New Windsor, NY 12553
+1 (845) 534-3115

Design Architect
heneghan peng architects
14-16 Lord Edward Street
Dublin, D02 YC63
+353 1 633 9000

Executive Architect
WXY Architecture + Urban Design
224 Centre Street, 5th Floor
New York, NY 10013
+1 (212) 219-1953

Landscape Architect
Gustafson Porter + Bowman
1 Cobham Mews
London, MW1 9SB
+44 020 7284 8950

Reed Hilderbrand LLC
33 Whitney Avenue, 3rd Floor
New Haven, CT 06510
+1 (617) 923-2422

Structural & Lighting
ARUP
77 Water Street
New York, NY 10005
+1 (212) 896-3000

MEPF & IT
BuroHappold
100 Broadway #23
New York, NY 10005
+1 (212) 616-0228

Civil
VHB
100 Great Oaks Blvd., Suite 118
Albany, NY 12203
+1 (518) 389-3606

AV & Acoustics
LSTN Consultants
76 Beaver Street, 2nd Floor
New York, NY 10005
+1 (347) 788-0810

Facade
Front Inc.
100 E. Broadway Street, #501
New York, NY 10002
+1 (212) 242-2220

Key Plan



Description	Date
50% Construction Documents	11/06/20

Project

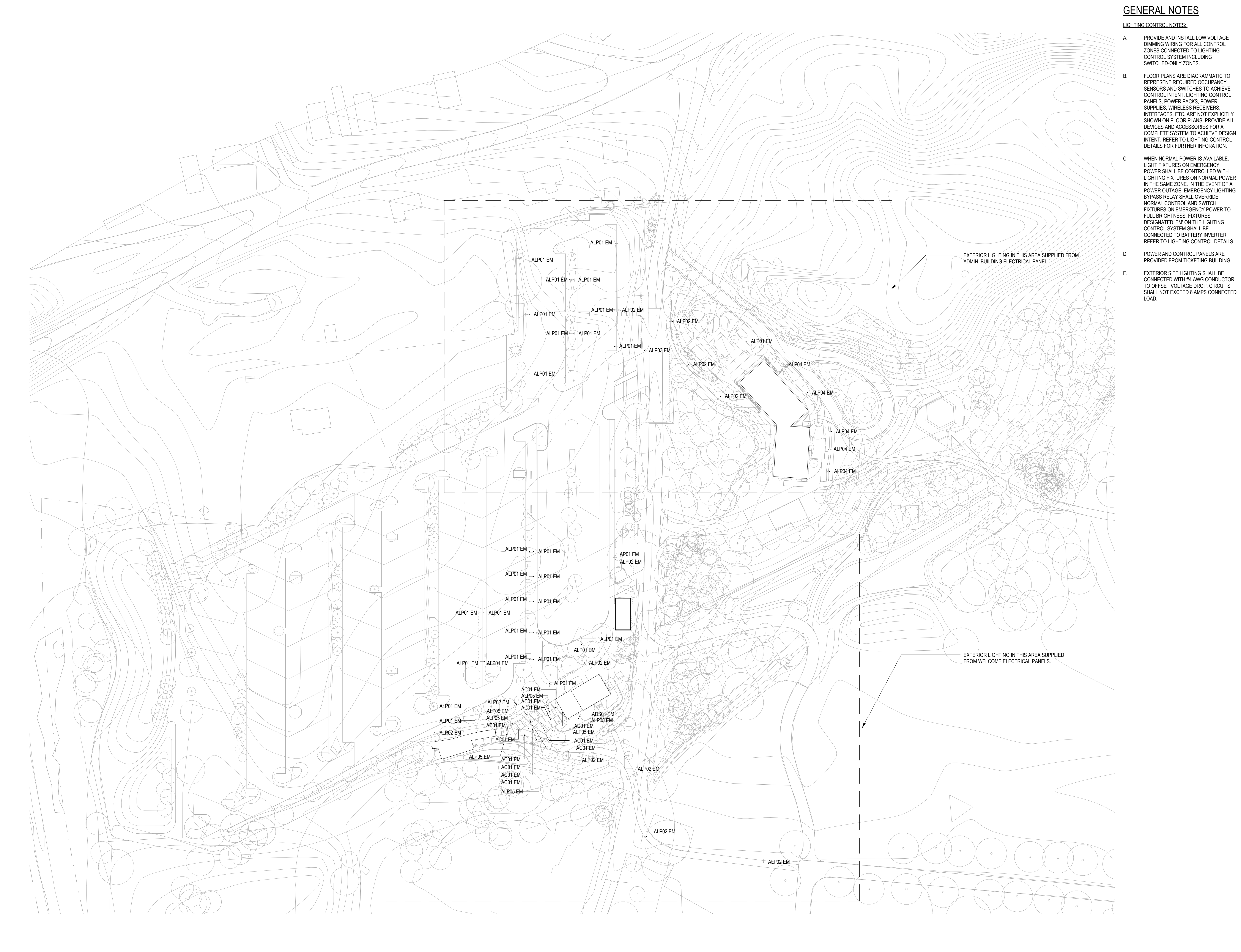
Storm King
Art Center
Welcome
Pavilions

Seal

NOT FOR CONSTRUCTION

Drawing Title
Site Plan - Building -
Electrical Power

Date	11/06/20
Scale	1/16" = 1'-0"
Drawing Number	E-W-901
Sheet Size	ARCH D



GENERAL NOTES

LIGHTING CONTROL NOTES:

- A. PROVIDE AND INSTALL LOW VOLTAGE DIMMING WIRING FOR ALL CONTROL ZONES CONNECTED TO LIGHTING CONTROL SYSTEM INCLUDING SWITCHED-ONLY ZONES.
- B. FLOOR PLANS ARE DIAGRAMMATIC TO REPRESENT REQUIRED OCCUPANCY SENSORS AND SWITCHES TO ACHIEVE CONTROL INTENT. LIGHTING CONTROL PANELS, POWER PACKS, POWER SUPPLIES, WIRELESS RECEIVERS, INTERFACES, ETC. ARE NOT EXPLICITLY SHOWN ON FLOOR PLANS. PROVIDE ALL DEVICES AND ACCESSORIES FOR A COMPLETE SYSTEM TO ACHIEVE DESIGN INTENT. REFER TO LIGHTING CONTROL DETAILS FOR FURTHER INFORMATION.
- C. WHEN NORMAL POWER IS AVAILABLE, LIGHT FIXTURES ON EMERGENCY POWER SHALL BE CONTROLLED WITH LIGHTING FIXTURES ON NORMAL POWER IN THE SAME ZONE. IN THE EVENT OF A POWER OUTAGE, EMERGENCY LIGHTING BYPASS RELAY SHALL OVERRIDE NORMAL CONTROL AND SWITCH FIXTURES ON EMERGENCY POWER TO FULL BRIGHTNESS. FIXTURES DESIGNATED 'EM' ON THE LIGHTING CONTROL SYSTEM SHALL BE CONNECTED TO BATTERY INVERTER. REFER TO LIGHTING CONTROL DETAILS
- D. POWER AND CONTROL PANELS ARE PROVIDED FROM TICKETING BUILDING.
- E. EXTERIOR SITE LIGHTING SHALL BE CONNECTED WITH #4 AWG CONDUCTOR TO OFFSET VOLTAGE DROP. CIRCUITS SHALL NOT EXCEED 8 AMPS CONNECTED LOAD.

Owner
Storm King Art Center
1 Museum Road
New Windsor, NY 12553
+1 (845) 534-3115

Design Architect
heneghan peng architects
14-16 Lord Edward Street
Dublin, D02 YC63
+353 1 633 9000

Executive Architect
WXY Architecture + Urban Design
224 Centre Street, 5th Floor
New York, NY 10013
+1 (212) 219-1953

Landscape Architect
Gustafson Porter + Bowman
1 Cobham Mews
London, MW1 9SB
+44 020 7284 8950

Reed Hilderbrand LLC
33 Whitney Avenue, 3rd Floor
New Haven, CT 06510
+1 (617) 923-2422

Structural & Lighting
ARUP
77 Water Street
New York, NY 10005
+1 (212) 896-3000

MEPF & IT
BuroHappold
100 Broadway #23
New York, NY 10005
+1 (212) 616-0228

Civil
VHB
100 Great Oaks Blvd., Suite 118
Albany, NY 12203
+1 (518) 389-3606

AV & Acoustics
LSTN Consultants
76 Beaver Street, 2nd Floor
New York, NY 10005
+1 (347) 788-0810

Facade
Front Inc.
100 E. Broadway Street, #501
New York, NY 10002
+1 (212) 242-2220

Key Plan

N	
Description	Date
50% Construction Documents	11/06/20

Project

Storm King
Art Center
Welcome
Pavilions

Seal






















NOT FOR CONSTRUCTION

Drawing Title

Site Plan - Property -
Lighting

Date	11/06/20
Scale	1/64" = 1'-0"
Drawing Number	E-W-910
Sheet Size	ARCH D

		CONTROL UNIT ANNUNCIATION														NOTIFICATION										REQUIRED FIRE SAFETY CONTROL									
		ACTUATE COMMON ALARM SIGNAL	ACTUATE AUDIBLE ALARM SIGNAL	NOT USED	NOT USED	ACTUATE COMMON TROUBLE SIGNAL	ACTUATE AUDIBLE COMMON TROUBLE SIGNAL	NOT USED	NOT USED	DISPLAY PRINT CHANGE OF STATUS	TRANSMIT AUTOMATIC ALARM SIGNAL TO SUPERVISING STATION	TRANSMIT MANUAL SIGNAL TO SUPERVISING STATION	NOT USED	NOT USED	NOT USED	NOT USED	TRANSMIT TROUBLE SIGNAL TO SUPERVISING STATION	RELEASE MAGNETICALLY HELD DOORS	NOT USED	NOT USED	NOT USED	CLOSE ALL FSD/SD DAMPERS	UNLOCK EXITS SHOWN ON DOOR HARDWARE SCHEDULE	OPEN APPROPRIATE SMOKE HATCH	NOT USED	OPERATE APPROPRIATE SMOKE PURGE FAN									
	SYSTEM INPUTS	A	B	C	D	E	F	G	H	I	J	K	L	M	N	O	P	Q	R	S	T	U	V	W	X	Y	Z								
1	MANUAL FIRE ALARM BOX	X	X					X			X		X						X				X	X				1							
2	SMOKE DETECTORS	X	X					X			X	X							X				X	X	X			2							
3	FIRE ALARM AC FAILURE					X	X				X							X										3							
4	FIRE ALARM SYSTEM LOW BATTERY					X	X				X							X										4							
5	OPEN CIRCUIT					X	X				X							X										5							
6	GROUND FAULT					X	X				X							X										6							
7	NOTIFICATION APPLIANCE CIRCUIT SHORT					X	X				X							X										7							
8																										X		8							

FIRE ALARM LEGEND	
SYMBOL	DESCRIPTION
	WALL MOUNTED FIRE ALARM STROBE LIGHT
	WALL MOUNTED FIRE ALARM COMBINATION HORN/STROBE
	WALL MOUNTED FIRE ALARM HORN
	CEILING MOUNTED FIRE ALARM HORN
	CEILING MOUNTED FIRE ALARM HORN/STROBE
	ADDRESSABLE FIRE ALARM PULL STATION
	ADDRESSABLE FIRE ALARM SMOKE DETECTOR
	ADDRESSABLE COMBINATION SMOKE AND CO DETECTOR WITH SOUNDER BASE
	FIRE ALARM SMOKE DETECTOR - DUCT MOUNTED - PROVIDE REMOTE TEST
	ADDRESSABLE FIRE ALARM HEAT DETECTOR
	FIRE ALARM SMOKE DETECTOR - ELEVATOR RECALL
	FIRE SPRINKLER FLOW SWITCH WITH MONITOR MODULE
	FIRE SPRINKLER TAMPER SWITCH WITH MONITOR MODULE
	FIRE SPRINKLER PRESSURE SWITCH WITH MONITOR MODULE
	MONITOR MODULE
	RELAY MODULE
	FIRE COMMAND STATION WITH GRAPHIC ANNUNCIATOR
	FIRE ALARM CONTROL PANEL WITH GRAPHIC ANNUNCIATOR
	FIRE ALARM REMOTE ANNUNCIATOR
	WEATHER PROOF
	FIRE SMOKE DAMPERS (FSD) / SMOKE DAMPERS (SD) WITH INDIVIDUAL MONITOR MODULE, RELAY MODULE, END SWITCH AND INTEGRAL DUCT SMOKE DETECTOR.

Owner
Storm King Art Center
1 Museum Road
New Windsor, NY 12553
+1 (845) 534-3115

Design Architect
heneghan peng architects
14-16 Lord Edward Street
Dublin, D02 YC63
+353 1 633 9000

Executive Architect
WXY Architecture + Urban Design
224 Centre Street, 5th Floor
New York, NY 10013
+1 (212) 219-1953

Landscape Architect
Gustafson Porter + Bowman
1 Cobham Mews
London, MW1 9SB
+44 020 7284 8950

Reed Hilderbrand LLC
33 Whitney Avenue, 3rd Floor
New Haven, CT 06510
+1 (617) 923-2422

Structural & Lighting
ARUP
77 Water Street
New York, NY 10005
+1 (212) 896-3000

MEPF & IT
BuroHappold
100 Broadway #23
New York, NY 10005
+1 (212) 616-0228

Civil
VHB
100 Great Oaks Blvd., Suite 118
Albany, NY 12203
+1 (518) 389-3606

AV & Acoustics
LSTN Consultants
76 Beaver Street, 2nd Floor
New York, NY 10005
+1 (347) 788-0810

Facade
Front Inc.
100 E. Broadway Street, #501
New York, NY 10002
+1 (212) 242-2220

Key Plan

Description	Date
50% Design Development	02/24/20
100% Design Development	05/29/20
50% Construction Documents	11/06/20

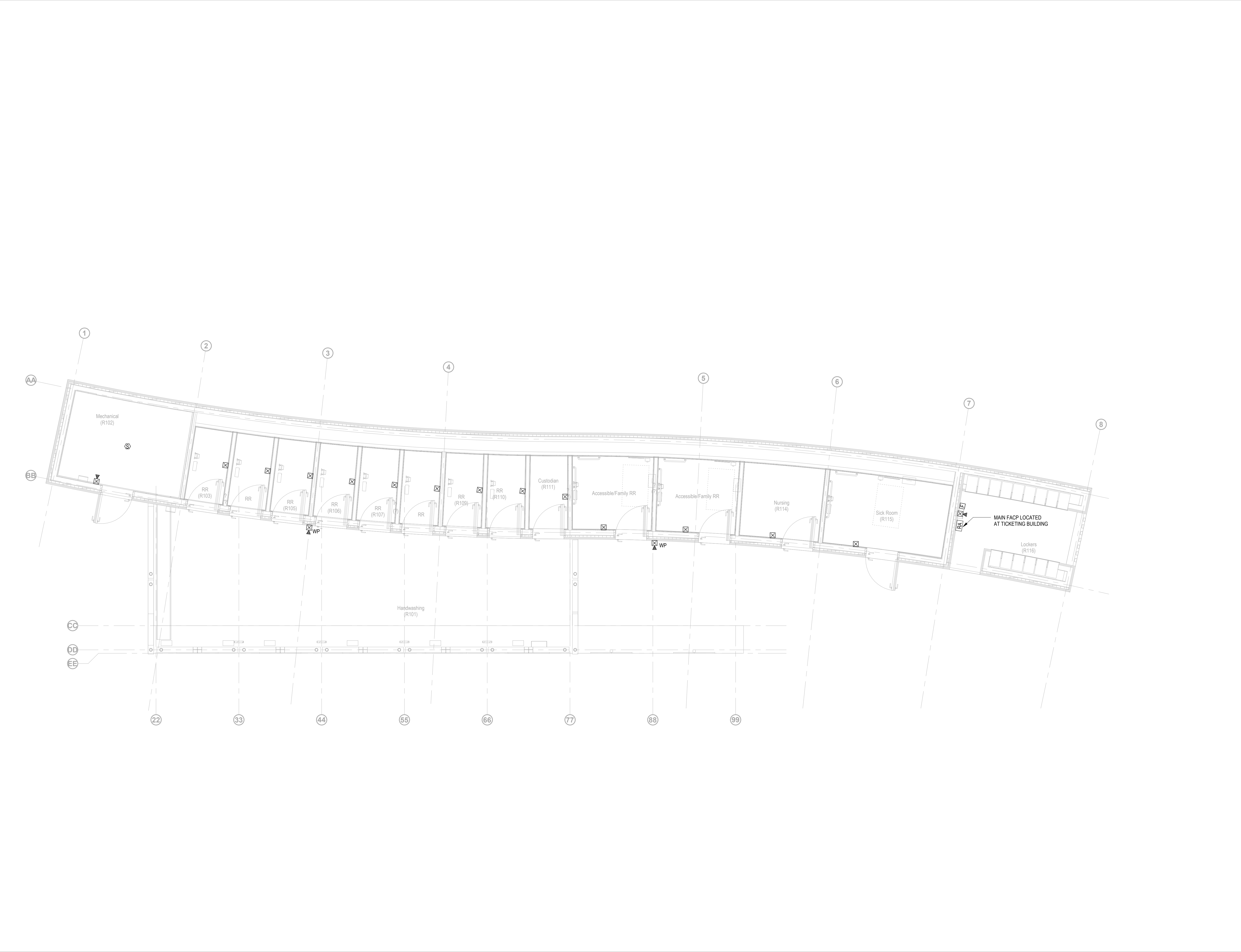
Project

Storm King Art Center Welcome Pavilions

Seal

NOT FOR CONSTRUCTION
Drawing Title
Abbreviations,
Symbols, and
General Notes

Date	11/06/20
Scale	Not to Scale
Drawing Number	FA-W-001
Sheet Size	ARCH D



Owner
Storm King Art Center
1 Museum Road
New Windsor, NY 12553
+1 (845) 534-3115

Design Architect
heneghan peng architects
14-16 Lord Edward Street
Dublin, D02 YC63
+353 1 633 9000

Executive Architect
WXY Architecture + Urban Design
224 Centre Street, 5th Floor
New York, NY 10013
+1 (212) 219-1953

Landscape Architect
Gustafson Porter + Bowman
1 Cobham Mews
London, MW1 9SB
+44 020 7284 8950

Reed Hilderbrand LLC
33 Whitney Avenue, 3rd Floor
New Haven, CT 06510
+1 (617) 923-2422

Structural & Lighting
ARUP
77 Water Street
New York, NY 10005
+1 (212) 896-3000

MEPF & IT
BuroHappold
100 Broadway #23
New York, NY 10005
+1 (212) 616-0228

Civil
VHB
100 Great Oaks Blvd., Suite 118
Albany, NY 12203
+1 (518) 389-3606

AV & Acoustics
LSTN Consultants
76 Beaver Street, 2nd Floor
New York, NY 10005
+1 (347) 788-0810

Facade
Front Inc.
100 E. Broadway Street, #501
New York, NY 10002
+1 (212) 242-2220

Key Plan



Description	Date
50% Construction Documents	11/06/20

Project

Storm King Art Center Welcome Pavilions

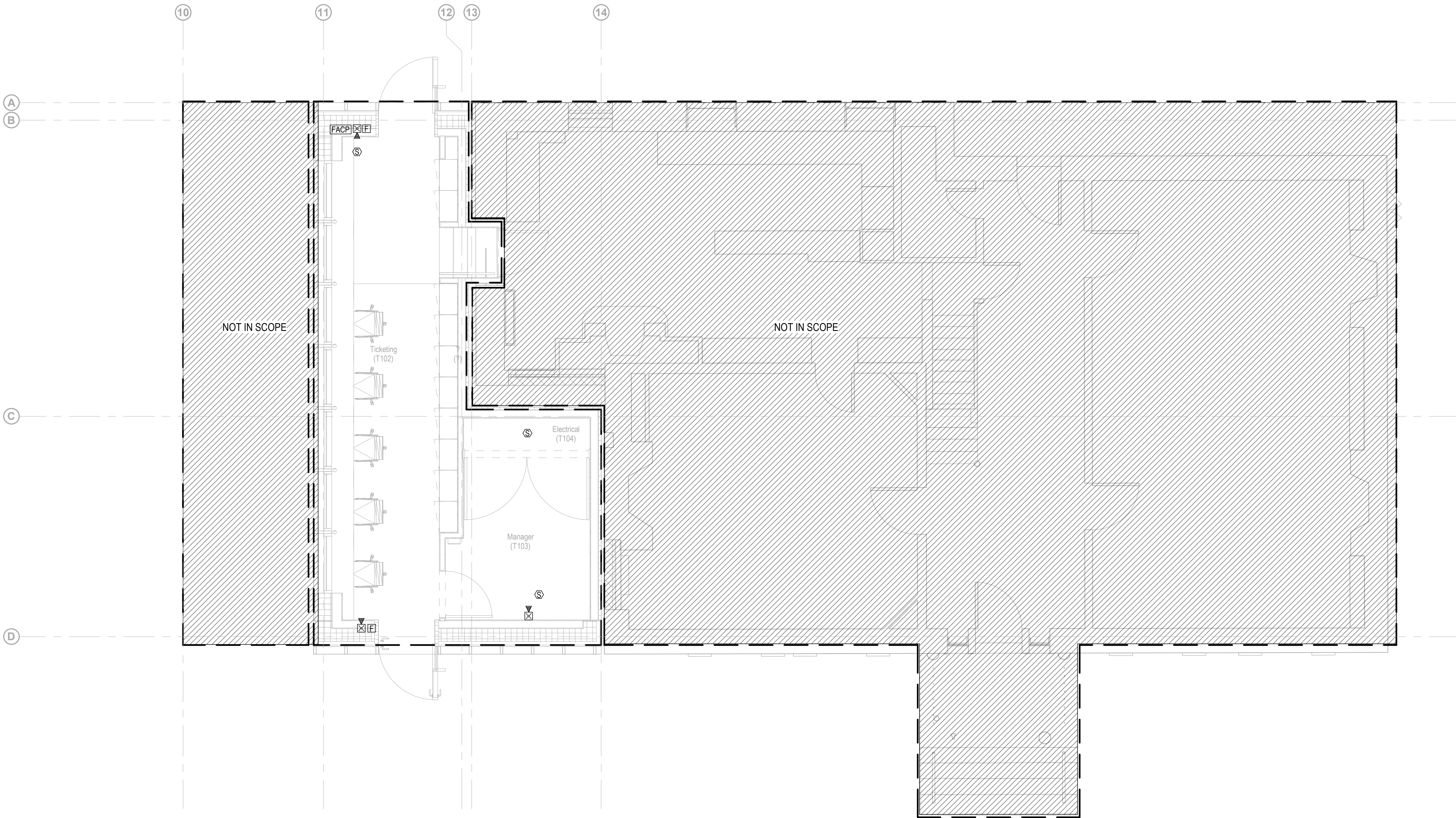
Seal

NOT FOR CONSTRUCTION

Drawing Title

Restroom - Fire Alarm Plan - Ground Level

Date	11/06/20
Scale	1/4" = 1'-0"
Drawing Number	FA-W-101
Sheet Size	ARCH D



Owner
Storm King Art Center
1 Museum Road
New Windsor, NY 12553
+1 (845) 534-3115

Design Architect
heneghan peng architects
14-16 Lord Edward Street
Dublin, D02 YC63
+353 1 633 9000

Executive Architect
WXY Architecture + Urban Design
224 Centre Street, 5th Floor
New York, NY 10013
+1 (212) 219-1953

Landscape Architect
Gustafson Porter + Bowman
1 Cobham Mews
London, MW1 9SB
+44 020 7284 8950

Reed Hilderbrand LLC
33 Whitney Avenue, 3rd Floor
New Haven, CT 06510
+1 (617) 923-2422

Structural & Lighting
ARUP
77 Water Street
New York, NY 10005
+1 (212) 896-3000

MEPF & IT
BuroHappold
100 Broadway #23
New York, NY 10005
+1 (212) 616-0228

Civil
VHB
100 Great Oaks Blvd., Suite 118
Albany, NY 12203
+1 (518) 389-3606

AV & Acoustics
LSTN Consultants
76 Beaver Street, 2nd Floor
New York, NY 10005
+1 (347) 788-0810

Facade
Front Inc.
100 E. Broadway Street, #501
New York, NY 10002
+1 (212) 242-2220

Key Plan



Description	Date
50% Construction Documents	11/06/20

Project

Storm King Art Center Welcome Pavilions

Seal

NOT FOR CONSTRUCTION

Drawing Title

Ticketing - Fire Alarm Plan - Ground Level

Date	11/06/20
Scale	1/4" = 1'-0"
Drawing Number	FA-W-111
Sheet Size	ARCH D

FIRE ALARM GENERAL NOTES

1.

INSTALL FIRE ALARM EQUIPMENT, FIRE ALARM SPEAKERS AND STROBE LIGHTS (ADA TYPE) UNITS AT THE LOCATION INDICATED ON THE PLAN.
2.

THE OPERATION OF THE FIRE ALARM INSTALLATION DOES NOT CONSTITUTE AN ACCEPTANCE OF THE WORK BY THE OWNER. FINAL ACCEPTANCE IS TO BE MADE AFTER THE CONTRACTOR HAS DEMONSTRATED THAT THE WORK FULFILLS ALL THE REQUIREMENTS OF THE PLANS AND SPECIFICATIONS AND HAS FURNISHED ALL REQUIRED CERTIFICATES OF APPROVAL FROM THE STATE AUTHORITIES, MUNICIPAL AUTHORITIES AND UNDERWRITERS.
3.

INCLUDE ALL FEES FOR FILING APPROVALS AND SELF-CERTIFICATION OF THE FIRE ALARM INSTALLATION.
4.

ALL WIRING, POWER, CONDUCTORS, CONDUITS ETC. SHALL MEET NATIONAL ELECTRICAL CODE ARTICLE 760.
5.

ALL WORK SHALL BE IN ACCORDANCE WITH THE 2020 NEW YORK STATE BUILDING CODE AND IN ACCORDANCE WITH APPENDIX K, 2020 NEW YORK STATE FIRE CODE FIRE ALARM RULES, AND 2016 NFPA 72.
6.

ALL FIRE ALARM EQUIPMENT SHALL BE APPROVED 2020 NEW YORK STATE BUILDING CODE (MEA, BSA OR COA APPROVED).
7.

ALL FIRE ALARM CIRCUITS SHALL BE SIZED TO A MAXIMUM OF 80% OF CAPACITY.
8.

ALL FIRE ALARM CIRCUITS SHALL BE WIRED PER NFPA CLASS A WITH THE EXCEPTION OF THE NETWORK CIRCUIT WHICH SHALL BE NFPA STYLE 7 (CLASS A WITH ISOLATION). ALL AUDIBLE AND VISUAL CIRCUITS SHALL BE SPLIT A/B. A/B CIRCUITS SHALL BE WIRED SO THAT EVERY OTHER DEVICE IS WIRED ON AN ALTERNATE CIRCUIT.
9.

CONDUITS MAY NOT ENTER THE TOP OF ANY FIRE ALARM EQUIPMENT CABINET.
10.

ALL FIRE ALARM EQUIPMENT SHALL BE INSTALLED WITH AESTHETICS IN MIND. CABINETS SHALL BE SEMI FLUSH MOUNTED AND CABLE TRAYS SHALL BE HIDDEN.
11.

ALL FIRE ALARM CABINETS AND JUNCTION BOXES SHALL BE PAINTED FIRE DEPARTMENT RED. ALL FIRE ALARM CABINETS SHALL BE CLEARLY LABELED WITH A 2020 NEW YORK STATE BUILDING CODE APPROVED LAMINATE ENGRAVED LABEL.
12.

ALL FIRE ALARM WIRE SHALL BE CLEARLY LABELED IN JUNCTION BOXES AND CABINETS. ALL TERMINALS SHALL BE NUMBERED AND LABELED. ALL CONNECTIONS SHALL BE EITHER SOLDERED, APPROVED TERMINAL STRIPS OR SCOTCH LOCKS.
13.

ALL LOW VOLTAGE FIRE ALARM CONDUCTORS SHALL BE IN RIGID METAL CONDUIT.
14.

FIRE ALARM CABLES SHALL NOT BE MIXED WITH NON FIRE ALARM CABLING. LOW VOLTAGE FIRE ALARM CABLING SHALL NOT BE MIXED OR WIRED NEAR ANY AC CIRCUIT.
15.

ALL LOW VOLTAGE WIRING SHALL BE FPLP 150 DEGREE C. CERTIFIED WIRE. ALL NOTIFICATION CIRCUITS SHALL BE A MINIMUM OF 14 AWG AND ALL OTHER LOW VOLTAGE FIRE ALARM CIRCUITS SHALL BE 16 AWG MINIMUM.
16.

VERTICAL RISER CABLE FOR ALL SYSTEMS SHALL INCLUDE 2-HOUR PROTECTION CABLE PER THE 2017 NATIONAL ELECTRICAL CODE OR BE INSTALLED IN A 2 HOUR RATED SHAFT.
17.

POLARITY SHALL BE OBSERVED ON ALL CIRCUITS. T-TAPPING SHALL NOT BE ALLOWED ON ANY NOTIFICATION CIRCUITS (HORN, STROBE OR SPEAKER). T-TAPPING SHALL NOT BE PERMITTED ON ADDRESSABLE CIRCUITS WITHOUT THE EXPRESS PERMISSION OF THE ENGINEER.
18.

ALL WIRING SHALL BE INSPECTED TO ASSURE THERE ARE NO OPENS, SHORTS OR EARTH GROUNDS.
19.

SHIELDED CONDUCTORS OR RUNNING IN SEPARATE RACEWAY SHALL BE AS INSTRUCTED BY THE FIRE ALARM MANUFACTURER'S DOCUMENTATION. ALL NON-POWER LIMITED WIRING, INCLUDING CIRCUITS FOR CENTRALIZED AMPLIFIERS SHALL BE RUN IN A SEPARATE RACEWAY (NOTE: CENTRALIZED AMPLIFIERS "AMP RACKS" ARE NOT PERMITTED ON NEW SYSTEMS).
20.

FIRE ALARM EQUIPMENT SHALL BE POWERED THROUGH AN APPROVED FUSE DISCONNECT SWITCH (FDS). THE FDS SHALL BE HEAVY DUTY (200,000 RMS SHORT CIRCUIT AMPS) SAFETY SWITCH @30 AMPS MINIMUM, PAINTED RED, INCLUDE A GROUND AND NEUTRAL KIT WITH GROUNDING SCREW (TO BOND NEUTRAL), INCLUDE A PADLOCK WITH Y1 CYLINDER KEYS TO A 2020 NEW YORK STATE FIRE CODE APPROVED KEY. ALL WIRING SHALL BE #10 MINIMUM THHN OR EQUIVALENT RUN IN ¾" INCH EMT/RGS AND IN ACCORDANCE WITH 2020 NEW YORK STATE BUILDING CODE REQUIREMENTS. THE GROUND TO THE FDS SHALL BE MADE USING A 2020 NEW YORK STATE BUILDING CODE ACCEPTED METHOD (SEE 2017 NATIONAL ELECTRICAL CODE), AND THE GROUND WIRE TO THE FDS SHALL BE #10 MINIMUM (LARGER IF NECESSARY TO MEET FEED SIZE). THE EQUIPMENT GROUND LEAVING FROM THE FDS CONNECTING TO THE FIRE ALARM EQUIPMENT SHALL INCLUDE A #10 GREEN GROUND. THE FDS PANEL SHALL BEAR AN ENGRAVED WHITE-CORE PHENOLIC OR BAKELITE IDENTIFICATION NAMEPLATE STATING IN MINIMUM ONE-QUARTER INCH (1/4") HIGH WHITE LETTERS ON A RED BACKGROUND "FIRE ALARM FUSED DISCONNECT".
21.

WHERE ADDITIONAL CIRCUITS ARE REQUIRED BY THE FIRE ALARM SYSTEM, A FUSED CUTOUT, PROPERLY SIZED SHALL BE INCLUDED, WIRED AFTER THE FDS. THE SIZE OF THE FUSES SHALL BE SIZED APPROPRIATELY BUT BE TWENTY (20) AMPERES MINIMUM AND EACH CIRCUIT SHALL ONLY FEED ONE "INDIVIDUAL" FIRE ALARM SYSTEM COMPONENT. THE FUSED CUT-OUT PANEL SHALL BEAR AN ENGRAVED WHITE-CORE PHENOLIC OR BAKELITE IDENTIFICATION NAMEPLATE STATING IN MINIMUM ONE-QUARTER INCH (1/4") HIGH WHITE LETTERS ON A RED BACKGROUND "FIRE ALARM FUSED CUT-OUT". THE NEUTRAL SHALL NOT BE BONDED IN THE FUSED CUTOUT.
22.

A CENTRAL STATION DIALER AND TWO DEDICATED PHONE LINES SHALL BE PROVIDED. THE DIALER SHALL BE CAPABLE OF SENDING THE FOLLOWING EVENTS: ALARM, MANUAL STATION, WATERFLOW, SUPERVISORY, TROUBLE, PUMP RUNNING AND PUMP TROUBLE.
23.

ALL AREA OR DUCT SMOKE DETECTORS SHALL BE PHOTO-ELECTRIC TYPE.
24.

SMOKE DETECTORS MUST BE MOUNTED AT LEAST 3 FT AWAY FROM ANY AIR REGISTER.
25.

ALL CEILING MOUNT DEVICES MUST BE SECURELY FASTENED TO BUILDING CONSTRUCTION.
26.

DEVICE LOCATIONS MUST BE READILY ACCESSIBLE TO ALLOW FOR MAINTENANCE AND REPAIR.
27.

DUCT MOUNTED SMOKE DETECTORS SHALL BE MOUNTED ON THE DUCTWORK IN STRICT ACCORDANCE WITH THE MANUFACTURERS INSTRUCTIONS. ALL DUCT DETECTORS SHALL BE PROVIDED WITH A REMOTE LED.
28.

MANUAL STATIONS SHALL BE MOUNTED 48 INCHES ABOVE THE FINISHED FLOOR TO THE HANDLE OF THE STATION AND SHALL BE PAINTED FIRE DEPARTMENT RED. ALL MANUAL STATION SHALL BE INSTALLED SO THAT THEY ARE KEPT UN-OBSTRICTED AT ALL TIMES.
29.

ALL STROBE LIGHTS SHALL BE ADA AND UL-1971 APPROVED/LISTED. THE MINIMUM CANDELA IS 75 UNLESS OTHERWISE NOTED. A 1575 STROBE MAY BE UTILIZED WHERE 15 CANDELA STROBES MEET NFPA REQUIREMENTS (CORRIDORS AND 20 X 20 SPACES).THE SAME CANDELA SETTING SHALL ALSO BE APPLIED TO THE DESIGNATED H&V APARTMENTS.
30.

NOTIFICATION DEVICES THAT INCLUDE A STROBE SHALL BE MOUNTED 80 INCHES OFF THE FINISHED FLOOR TO THE BOTTOM OF THE STROBE, NOT NECESSARILY THE ELECTRICAL BOX.
31.

ALL AUXILIARY RELAYS FOR FAN SHUTDOWN, DOOR RELEASE, DAMPER CONTROL, ELEVATOR CONTROL, ETC SHALL BE WIRED A MAXIMUM OF 3 FT FROM THE CONTROLLED DEVICE. THE AUXILIARY RELAY SHALL FUNCTION WITHIN THE REQUIRED VOLTAGE AND CURRENT OF THE CONTROLLED DEVICE. SLAVE OR INTERPOSING RELAYS SHALL BE INCLUDED AND POWERED BY THE FIRE ALARM CONTROL PANEL IN A FAIL-SAFE (FIRE FUNCTION) POSITION. POWER TO THE INTERPOSING RELAY SHALL BE MONITORED BY THE FIRE ALARM SYSTEM.
32.

THE FIRE DEPARTMENT SHALL APPROVE THE PLANS PRIOR TO THE BEGINNING OF ANY WORK.
33.

LOCATIONS OF ALL FIRE ALARM EQUIPMENT SHALL BE SUBJECT TO THE DEPARTMENT OF BUILDINGS AND FD APPROVAL. NO CHANGE OR MODIFICATION TO THE SYSTEM OR PLANS SHALL BE PERMITTED WITHOUT WRITTEN APPROVAL FROM THE ENGINEER OF RECORD. IF ANY CHANGES ARE MADE TO THE DRAWINGS PRIOR TO OR DURING INSTALLATION, AS BUILT PLANS SHALL BE PREPARED BY THE FIRE ALARM CONTRACTOR AND FILED WITH THE APPROPRIATE AGENCIES FOR FINAL ACCEPTANCE.
34.

THE CONTRACTOR SHALL RETAIN A NEW YORK STATE PE TO SIGN AND SEAL ALL NECESSARY DOCUMENTS REQUIRED FOR INSPECTION AND TO OBTAIN A FINAL LETTER OF APPROVAL. THIS SHALL INCLUDE A SIGNED AND SEALED 11X17 AS-BUILT DRAWINGS, STATEMENT OF OPERATION, AN NFPA PROGRAMMING MATRIX, AND THE CONTRACTORS SIGNED AND SEALED FORMS. THESE DOCUMENTS SHALL BE SUBMITTED AS NECESSARY TO THE FIRE DEPARTMENT/ DEPARTMENT OF BUILDINGS TO OBTAIN A FIRE ALARM INSPECTION. IF A LETTER OF DEFECT IS ISSUED, THE CONTRACTOR SHALL CORRECT ALL ITEMS AND SUBMIT A SIGNED AND SEALED CERTIFICATE OF CORRECTION TO THE FIRE DEPARTMENT TO OBTAIN A FINAL LETTER OF APPROVAL AT NO ADDITIONAL COST TO THE PROJECT.
35.

THE CONTRACTOR SHALL BE RESPONSIBLE FOR REMOVING ANY AND ALL ABANDONED FIRE ALARM CABINETS, DEVICES, AND WIRE. PAINT, PATCH AND CLEANUP SHALL ALSO BE INCLUDED.
36.

CARBON MONOXIDE (CO) AND COMBINATION SMOKE AND CO DETECTORS SHALL BE FULLY ADDRESSABLE (EST SIGAZ SERIES OR EQUAL) AND INCLUDE A SOUNDER BASE. MANUFACTURERS THAT DO NOT OFFER AN ADDRESSABLE CO OR SMOKE/CO TYPE DEVICE SHALL INCLUDE SEPARATE CO AND SMOKE DETECTORS, EACH WITH AN INTERNAL SOUNDER, AND THE NECESSARY MONITORING DEVICES SO THAT THE FIRE ALARM SYSTEM MAY MONITOR BOTH TYPES SEPARATELY AT NO ADDITIONAL COST TO THE PROJECT. IF POWERED SEPARATELY (24VDC), POWER TO THE DEVICE SHALL ALSO BE SUPERVISED.
37.

BATTERY BACKUP SHALL BE PROVIDED FOR A MINIMUM OF 24 HOURS STANDBY FOLLOWED BY 45 HOURS OF FULL ALARM WITH ALL CALL VOICE PAGING CAPABILITY PLUS REQUIRED SPARE CAPACITY AND TEN PERCENT DEGRADATION OF BATTERIES.
38.

WHERE DISAGREEMENTS OR DISCREPANCIES OCCUR BETWEEN THE PLANS AND THE SPECIFICATIONS, OR WITHIN EITHER DOCUMENT ITSELF, THE ITEM OR ARRANGEMENT OF BETTER QUALITY, GREATER QUANTITY OR HIGHER COST SHALL BE INCLUDED IN THE BASE BID.
39.

LEVEL OF SURVIVABILITY: VERTICAL RISER CABLE FOR ALL SYSTEMS THAT INCLUDE PARTIAL EVACUATION (ANYTHING OTHER THAN A GENERAL ALARM SEQUENCE - SEE SEQUENCE / MATRIX) SHALL INCLUDE A LEVEL 2 PATHWAY OF SURVIVABILITY (NOT FULLY SPRINKLERED) OR LEVEL 3 (FULLY SPRINKLERED) AND A 2 HOUR RATED SHAFT OR RISER. ALL OTHERS SHALL INCLUDE A PATHWAY LEVEL 0 (UNSPRINKLERED) OR LEVEL 1 (FULLY SPRINKLERED).

Owner
Storm King Art Center
1 Museum Road
New Windsor, NY 12553
+1 (845) 534-3115

Design Architect
heneghan peng architects
14-16 Lord Edward Street
Dublin, D02 YC63
+353 1 633 9000

Executive Architect
WXY Architecture + Urban Design
224 Centre Street, 5th Floor
New York, NY 10013
+1 (212) 219-1953

Landscape Architect
Gustafson Porter + Bowman
1 Cobham Mews
London, MW1 9SB
+44 020 7284 8950

Reed Hilderbrand LLC
33 Whitney Avenue, 3rd Floor
New Haven, CT 06510
+1 (617) 923-2422

Structural & Lighting
ARUP
77 Water Street
New York, NY 10005
+1 (212) 896-3000

MEPF & IT
BuroHappold
100 Broadway #23
New York, NY 10005
+1 (212) 616-0228

Civil
VHB
100 Great Oaks Blvd., Suite 118
Albany, NY 12203
+1 (518) 389-3606

AV & Acoustics
LSTN Consultants
76 Beaver Street, 2nd Floor
New York, NY 10005
+1 (347) 788-0810

Facade
Front Inc.
100 E. Broadway Street, #501
New York, NY 10002
+1 (212) 242-2220

Key Plan

Description	Date
50% Design Development	02/24/20
100% Design Development	05/29/20
50% Construction Documents	11/06/20

Project

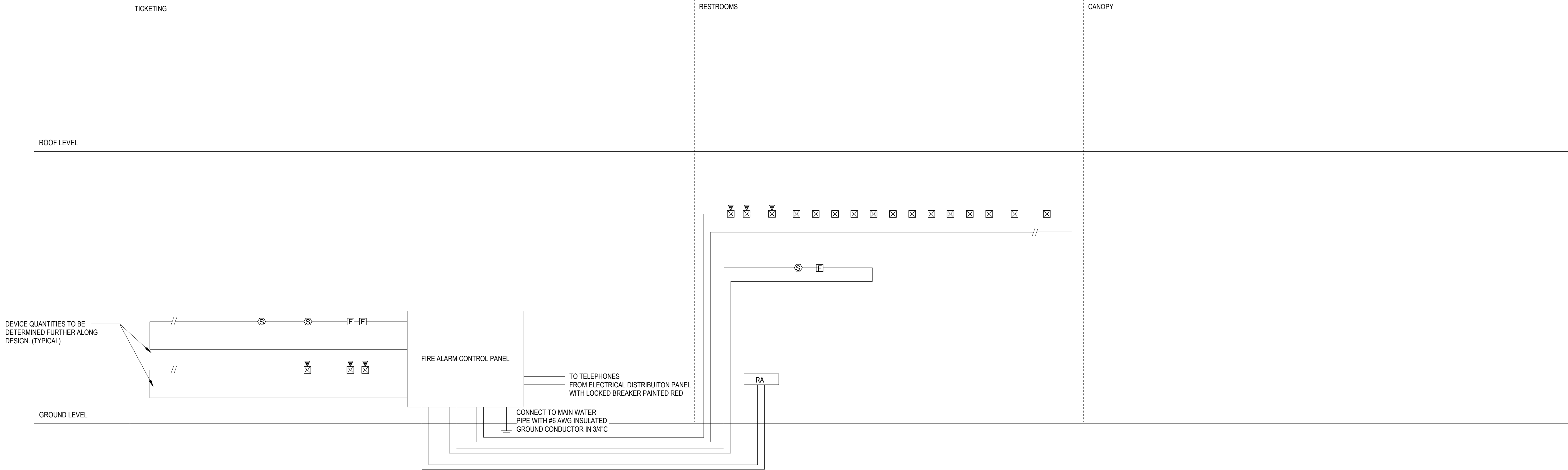
Storm King
Art Center
Welcome
Pavilions

Seal

NOT FOR CONSTRUCTION

Drawing Title
Fire Alarm Riser

Date	11/06/20
Scale	Not to Scale
Drawing Number	FA-W-701
Sheet Size	ARCH D



GENERAL NOTES	
1.	PROVIDE ELECTRICAL METALLIC TUBING (EMT) SLEEVES WITH INSULATED BUSHINGS ON EACH END FOR ALL CABLES PASSING THROUGH WALLS AND FLOORS. ALL PENETRATIONS SHALL BE FIRESTOPPED BY ELECTRICAL CONTRACTOR. ALL PENETRATIONS THROUGH RATED WALLS SHALL BE FIRESTOPPED. SEAL AROUND OUTSIDE OF CONDUITS AND SEAL INSIDE OF CONDUIT SLEEVES AS REGISTERED BY APPLICABLE CODES AND STANDARDS. APPLY SEALS AFTER WIRE/CABLE INSTALLATION.
2.	DO NOT ROUTE CONDUITS CONCEALED IN ABOVE GRADE SLABS. CONDUITS SHALL BE ROUTED EXPOSED AND SECURED TO THE SLAB AND STUBBED THROUGH TO THE EQUIPMENT BEING SERVED.
3.	CONDUIT AND BOX LABELS SHALL BE HEAVY-DUTY PRE-PRINTED LAMINATED LABELS SUITABLE FOR THE ENVIRONMENT THE LABEL WILL RESIDE WITHIN. HAND-WRITTEN LABELS SHALL NOT BE PERMITTED.
4.	CONTRACTOR SHALL INSTALL AND MOUNT ALL EQUIPMENT CABINETS AND RACKS PER MANUFACTURERS AND SEISMIC REQUIREMENTS.
5.	ALL EXPOSED CONDUIT, BOXES, SUPPORTING HARDWARE, ETC. LOCATED IN FINISHED AREAS SHALL BE PAINTED TO MATCH. COORDINATE FINISH WITH ARCHITECT.
6.	PROVIDE ACCESS PANEL IN CONCEALED CEILINGS FOR ACCESS TO ELECTRICAL MATERIAL AND EQUIPMENT. COORDINATE ACCESS PANEL LOCATIONS WITH ARCHITECT AND OTHER TRADES PRIOR TO INSTALLATION.
7.	REFER TO T-SERIES SHEETS FOR OUTLET BOX LOCATIONS. REFER TO S-SERIES DRAWINGS FOR CCTV CAMERA LOCATIONS THAT REQUIRE STRUCTURED CABLING INFRASTRUCTURE.
8.	ALL LOW VOLTAGE OUTLETS SHALL BE COORDINATED WITH ARCHITECT.
9.	COORDINATE CONDUIT LOCATIONS (VERTICALLY & HORIZONTALLY) OUTSIDE THE TELECOM ROOM WITH CABLE TRAY/LADDER RACK LOCATIONS INSIDE THE TELECOM ROOM.
10.	ELECTRICAL SCOPE: CONTRACTOR SHALL FURNISH AND INSTALL CONDUITS/RISER, CABLE TRAYS, JUNCTION BOXES, AND OUTLET BOXES.
11.	TELECOM SCOPE: CONTRACTOR SHALL FURNISH AND INSTALL STRUCTURED CABLES, JACKS, RACKS, EQUIPMENT, CABINETS, TERMINATION AND TESTING PER EIA STANDARDS. PROVIDE 20' SLACK AT WIRELESS ACCESS POINT TO RELOCATE FINAL LOCATION BASED ON SITE CONDITIONS.

CONDUIT FILL GUIDE												
NUMBER OF CABLES AT 40% CONDUIT FILL BASED ON TRADE SIZE OF CONDUIT.												
CABLE	TYPE	O.D.	0.75"	1"	1.25"	1.5"	2"	2.5"	3"	3.5"	4"	
CAT6A	4 PAIR UTP	0.295	2	4	7	10	18	28	41	56	73	
CAT6E	4 PAIR UTP	0.244	3	6	10	15	27	42	60	82	107	
CAT6e	4 PAIR UTP	0.228	4	7	12	17	30	48	69	94	123	
CAT6	4 PAIR FUTP	0.255	3	6	9	14	24	38	55	75	98	
CAT6	4 PAIR UTP	0.208	5	9	14	21	37	57	83	113	148	
CAT5E	4 PAIR UTP	0.190	6	11	17	25	44	69	99	135	177	
CAT5E	4 PAIR FUTP	0.224	4	8	12	18	32	50	71	97	127	
CAT5e	4 PAIR UTP	0.180	7	12	19	27	49	77	111	151	197	
CAT5e	4 PAIR FUTP	0.218	4	8	13	19	33	52	75	103	134	
CAT5e	25 PAIR UTP	0.430	1	2	3	5	8	13	19	26	34	
CAT5e	25 PAIR FUTP	0.472	1	1	2	4	7	11	16	22	28	
CAT5	4 PAIR UTP	0.180	7	12	19	27	49	77	111	151	197	
CAT5	4 PAIR FUTP	0.230	4	7	12	17	30	47	68	92	121	
CAT5	25 PAIR UTP	0.430	1	2	3	5	8	13	19	26	34	
CAT5	25 PAIR FUTP	0.472	1	1	2	4	7	11	16	22	28	

CABLE TRAY FILL GUIDE						
CABLE TRAY HEIGHT X WIDTH	CAT 5e FILL RATIO AT:	CAT 6 FILL RATIO AT:	CAT 6A FILL RATIO AT:			
	25%	40%	25%	40%	25%	40%
2" X 4"	33	52	21	34	15	23
2" X 6"	49	79	32	50	22	35
2" X 8"	66	106	42	68	29	47
2" X 12"	99	158	63	101	44	70
2" X 16"	133	213	85	136	59	94
2" X 18"	150	239	96	153	67	106
2" X 20"	166	266	107	170	74	118
2" X 24"	200	320	128	204	89	142
4" X 4"	62	21	40	64	28	44
4" X 6"	94	150	60	96	42	67
4" X 8"	126	201	81	129	56	90
4" X 12"	188	300	120	192	84	134
4" X 16"	253	405	162	259	113	180
4" X 18"	285	456	182	292	127	202
4" X 20"	317	507	203	324	141	225
4" X 24"	381	609	244	390	169	270
6" X 8"	189	302	121	193	84	134
6" X 12"	282	451	180	288	125	200
6" X 16"	380	607	243	389	169	270
6" X 18"	427	684	274	438	190	304
6" X 20"	475	760	304	486	211	338
6" X 24"	571	913	365	584	254	406

GENERAL SYMBOLS	
SYMBOL	DESCRIPTION
	KEYNOTE IDENTIFIER X - KEYNOTE NUMBER
	REVISION CHANGE X - DELTA NUMBER
	DETAIL/ENLARGED PLAN CALLOUT X - DETAIL/REFERENCE# TXXX - SHEET #
	SECTION IDENTIFIER X - SECTION # TXXX - SHEET #

CONDUIT AND CABLE TRAY	
	CONDUIT CONCEALED IN CEILING OR WALL.
	CONDUIT CONCEALED UNDER FLOOR OR UNDERGROUND
	CONDUIT TURNING UP
	CONDUIT TURNING DOWN
	CONDUIT STUB WITH CAP
	CABLE SUPPORT BOX
	TELECOM CABLE TRAY, REFER TO T-SERIES SHEETS FOR SIZE, UON, COORDINATE LOCATION WITH DUCTWORK, PLUMBING, FIRE PROTECTION, ELECTRICAL, AND LIGHT FIXTURES.

TELECOM AND SECURITY DEVICES	
	WALL MOUNTED SINGLE TELECOM OUTLET AT 48" AFF UON. PROVIDE A 5S BACKBOX WITH SINGLE GANG MUD RING. PROVIDE (1) CAT6A IN 1-1/4" CONDUIT TO NEAREST CABLE TRAY OR RUN DIRECT TO TELECOM ROOM. PROVIDE NON-METALLIC BUSHING ON END OF CONDUIT. IP = IP PHONE INT = INTERCOM
	WALL MOUNTED SINGLE TELECOM OUTLET AT 18" AFF UON - REFER TO ELECTRICAL FOR BOX TYPE. PROVIDE (1) CAT6A IN 1-1/4" CONDUIT TO NEAREST CABLE TRAY OR RUN DIRECT TO TELECOM ROOM. PROVIDE NON-METALLIC BUSHING ON END OF CONDUIT. BMS = CONNECTION FOR BUILDING MANAGEMENT SYSTEM SM = CONNECTION FOR SMART METER
	AS ABOVE, WHERE # = NUMBER OF PORTS (3, 5, ETC.) FA = ANALOG LINE FOR FIRE ALARM AV = OUTLET DEDICATED FOR AV WP = WEATHERPROOF OUTLET
	WIRELESS ACCESS POINT WITH 5S BACK BOX ABOVE CEILING. PROVIDE (2) CAT6A IN 1-1/4" CONDUIT TO NEAREST TELECOM ROOM. CONTRACTOR SHALL COORDINATE MOUNTING OPTIONS WITH ARCHITECT
	MULTI-SERVICE FLOOR BOX/CAST - REFER TO ELECTRICAL AND AV PLANS FOR FLOOR BOX TYPE. PROVIDE ONE (4) DATA PORT, UNLESS OTHERWISE NOTED ON PLANS, VIA CAT6A IN 1-1/4" CONDUIT TO NEAREST TELECOM ROOM. # = NUMBER OF PORTS
	JUNCTION BOX/FLOOR FEED BOX - AV AND TELECOM MAY BE COMBINED IN SAME BOX. PROVIDE METALLIC BARRIER WHEN POWER CIRCUITS ARE FED BY BOX. COORDINATE WITH ELECTRICAL AND AV.
	CCTV CAMERA. TELECOM CONTRACTOR SHALL PROVIDE (1) CAT6A CABLE IN 1-1/4" CONDUIT TO NEAREST CABLE TRAY OR RUN DIRECT TO TELECOM ROOM. TELECOM CONTRACTOR TO TERMINATE CABLE IN BISCUIT JACK AT CCTV CAMERA LOCATION. FINAL CONNECTION TO BE MADE BY SECURITY CONTRACTOR.
	AXIS F44 MAIN UNIT. TELECOM CONTRACTOR SHALL PROVIDE (1) CAT6A CABLE IN 1-1/4" CONDUIT TO NEAREST CABLE TRAY OR RUN DIRECT TO TELECOM ROOM. TELECOM CONTRACTOR TO COORDINATE FINAL LOCATION OF AXIS F44 MAIN UNIT FOR FINAL CABLE TERMINATION.

ELECTRICAL AND LOW VOLTAGE SYSTEMS DIVISION OF WORK									
SYSTEM	RISER CONDUIT	CABLE TRAYS	OUTLET BOXES	DEVICES	WIRING	STRUCTURED CABLING	RJ-45 JACKS	SPECIAL TERMINATIONS	WALL PLATES
ELECTRICAL	DIV 26	DIV 26	DIV 26	DIV 26	DIV 26	NA	NA	NA	DIV 26
FIRE ALARM	DIV 26	DIV 26	DIV 26	DIV 26	DIV 26	DIV 27/IT	DIV 26	NA	DIV 26
IT	DIV 26 *	DIV 26 *	DIV 26 *	NA	NA	DIV 27/IT	DIV 27/IT	NA	DIV 27/IT
SECURITY	DIV 26 *	DIV 26 *	DIV 26	DIV 28	DIV 28	DIV 27/IT	DIV 27/IT	DIV 28/SEC	DIV 27/IT
AV	DIV 26 ***	DIV 26 *	DIV 26 *	DIV 27/AV	DIV 27/AV	DIV 27/IT	DIV 27/IT	DIV 27/AV	DIV 27/IT
BMS	DIV 25/CONTROLS	DIV 25/CONTROLS	DIV 25/CONTROLS	DIV 25/CONTROLS	DIV 25/CONTROLS	DIV 27/IT	DIV 27/IT	DIV 25/BMS	DIV 27/IT

ABBREVIATIONS
- ELECTRICAL CONTRACTOR
- INFORMATION TECHNOLOGY CONTRACTOR
- SECURITY CONTRACTOR
- AUDIO VISUAL CONTRACTOR
- BUILDING MANAGEMENT CONTRACTOR

EC - REFER TO T-SERIES DRAWINGS
IT - REFER TO S-SERIES DRAWINGS
SEC - REFER TO AV-SERIES DRAWINGS
AV
BMS

TELECOMMUNICATIONS ABBREVIATIONS			
A	ACCESS CONTROL SYSTEM USE	LS	LOUDSPEAKER
AC	ALTERNATING CURRENT	LTG	LIGHTING
AFF	ABOVE FINISHED FLOOR	MA	MILLIAMPS
AFG	ABOVE FINISHED GRADE	MAX	MAXIMUM
AIR COND	AIR CONDITIONING	MDF	MAIN DISTRIBUTION FRAME
ARCH	ARCHITECTURAL	MECH	MECHANICAL/ELECTRICAL/PLUMBING
AV	AUDIOVISUAL	MIC	MICROPHONE
AVG	AVERAGE	MIN	MINIMUM
AWG	AMERICAN WIRE GAUGE	MISC	MISCELLANEOUS
BL	BLANK	MTD	MOUNTED
BLDG.	BUILDING	NA	NOT APPLICABLE
B.O.	BY OTHERS	NEC	NATIONAL ELECTRICAL CODE
C	CENTER LINE	NEMA	NATIONAL ELECTRICAL MANUFACTURERS ASSOCIATION
CATV	CABLE TELEVISION	NO	NUMBER
CCTV	CLOSED CIRCUIT TELEVISION	NTS	NOT TO SCALE
CKT	CIRCUIT	OD	OUTSIDE DIAMETER
CLG	CEILING	PB	PULL BOX
CLOS	CLOSET	PBX	PRIVATE BRANCH EXCHANGE
CM	CIRCUIT MIL	PCU	POWER CONDITIONING UNIT
COAX	COAXIAL CABLE	PDU	POWER DISTRIBUTION UNIT
COL	COLUMN	PG	PAGING
CONC	CONCRETE	PH	PHASE
COND	CONDUIT	PLB	PLUMBING
CONST	CONSTRUCTION	PNL	PANEL
CONT	CONTINUOUS	PSU	POWER SUPPLY UNIT
CONV	CONVENIENCE	PWR	POWER
DC	DIRECT CURRENT	RDP	RESIDENTIAL DISTRIBUTION PANEL
DIA	DIAMETER	RCP	REFLECTED CEILING PLAN
DN	DOWN	RECP	RECEPTACLE
DTL	DETAIL	REQ	REQUIRED
DSS	DISH SATELLITE SYSTEM	RMS	RACK MOUNTED SPACES
DWG	DRAWING	S	SECURITY
EA	EACH	SEC	SECURITY
EMT	ELECTRO MECHANICAL TUBING	SEP	SEPARATE
E.C.	ELECTRICAL CONTRACTOR	SPECS	SPECIFICATIONS
EIA/ITIA	ELECTRONIC INDUSTRIES ASSOCIATION	SPKLR	SPRINKLER
EL	ELEVATION	SPKR	SPEAKER
ELEC	ELECTRIC	STA	STATION
ELEV	ELEVATOR	STD	STANDARD
EM	EMERGENCY USE DESIGNATION	STP	SHIELDING TWISTED PAIR
EQ	EQUAL	SURF	SURFACE
EQUIP	EQUIPMENT	SYM	SYMMETRICAL
EXIST	EXISTING	TBD	TO BE DETERMINED
F	FLOOR	TEL	TELEPHONE
FA	FIRE ALARM	TERM	TERMINATION
F&I	FURNISH & INSTALL	TELCO	TELEPHONE COMPANY
FIN	FINISH	TV	TELEVISION
F.O.	FIBER OPTIC	TYP	TYPICAL
FT	FEET	UFD	UNDER FLOOR DUCT
GA	GAUGE	UON	UNLESS OTHERWISE NOTED
G.C.	GENERAL CONTRACTOR	UPS	UNINTERRUPTIBLE POWER SUPPLY
GD	GROUND	UTP	UNSHIELDED TWISTED PAIR
HGT	HEIGHT	V	VOLTS
HOR	HORIZONTAL	VA	VOLT-AMPERES
HVAC	HEATING DISTRIBUTION FRAME	VENT	VENTILATING
IOIP	INTERCOM OVER INTERNET PROTOCOL (IP)	VERT	VERTICAL
IDF	INTERMEDIATE DISTRIBUTION FRAME	VIF	VERIFY IN FIELD
IN	INCHES	W	WATTS
INT	INTERCOM	W/	WITH
ISP	INTERNET SERVICE PROVIDER	W/O	WITHOUT
JBOX	JUNCTION BOX	WKSTA	WORKSTATION

MATRIX OF RESPONSIBILITY	WIFI - SCOPE
BURO HAPPOLD	DESKTOP MODELING AND LOCATION OF CONNECTION POINTS
TELECOM CONTRACTOR	INSTALLATION OF TELECOM CABLES, COORDINATING EXACT LOCATIONS BASED ON FIELD CONDITION
CLIENT	INSTALLATION OF ACTIVE EQUIPMENT

ELECTRICAL NOTES FOR TELECOM	
1.	ALL ELECTRICAL RECEPTACLES, GROUND BARS, CONDUITS, FLOOR BOXES, RACEWAYS, STEEL STRUT, AND SLEEVES ARE TO BE FURNISHED AND INSTALLED BY THE ELECTRICAL CONTRACTOR AS OUTLINED BELOW.
2.	PULL-BOXES FOR COMMUNICATIONS SYSTEMS SHALL BE PROVIDED WHERE THE COMBINED SUM OF THE BENDS EXCEEDS 180 DEGREES.
3.	THE BEND RADIUS FOR COMMUNICATIONS CONDUITS SHALL BE 10 TIMES THE INSIDE DIAMETER OF THE CONDUITS. FOR CONDUITS GREATER THAN 2" IN DIAMETER.
4.	CONDUIT RUNS FOR COMMUNICATIONS CABLING SHALL NOT EXCEED 90 FEET WITHOUT A PULL-BOX.
5.	JUNCTION BOXES FOR COMMUNICATIONS CABLING SHALL HAVE TAMPER-PROOF SCREWS.
6.	INCLUDE ALL REQUIRED JUNCTION AND PULL-BOXES REGARDLESS OF QUANTITIES INDICATED ON THE DRAWINGS.
7.	ALL EMPTY CONDUITS ARE TO BE PROVIDED WITH A MINIMUM OF (2) NYLON DRAG LINES OR PULL STRINGS, AND FITTED WITH BUSHED ENDS.
8.	PROVIDE PULL-BOXES ON ALL VERTICAL RISER CONDUIT RUNS REGARDLESS OF THE DRAWING INTERVALS, NO GREATER THAN 50FT. PULL-BOX AND JUNCTION-BOX SIZES ARE SHOWN FOR COORDINATION PURPOSES ONLY. ELECTRICAL CONTRACTOR TO SIZE PULL-BOXES AND JUNCTION-BOXES IN ACCORDANCE WITH FIELD CONDITIONS, AND EQUIPMENT STANDARDS.
9.	ALL CABLE TRAY, LADDER RACKS, AND STEEL STRUTS SHALL BE FURNISHED AND INSTALLED BY THE ELECTRICAL CONTRACTOR.
10.	REGARDLESS OF THEIR REPRESENTATION ON THE FLOOR PLANS, SLEEVES (EZPATH OR EQUIV.) SHALL BE PROVIDED AT ALL LOCATIONS WHERE CABLE PASSES THROUGH FIRE-RATED WALLS OR FLOORS. EXACT LOCATIONS SHALL BE COORDINATED BETWEEN THE COMMUNICATIONS CABLING CONTRACTOR AND THE ELECTRICAL CONTRACTOR. OPENING SIZES SHALL BE NO LESS THAN 1.5 TIMES THE CABLE CROSS SECTION PASSING THROUGH THE OPENING.
11.	ELECTRICAL CONTRACTOR TO COORDINATE CABLE TRAY, LADDER RACKS, AND/OR STEEL STRUT SUPPORT SYSTEM LOCATIONS WITH COMMUNICATIONS CABLING CONTRACTOR.
12.	COORDINATE CONDUIT LOCATIONS (VERTICALLY & HORIZONTALLY) OUTSIDE THE TELECOM ROOM WITH CABLE TRAY/LADDER RACK LOCATIONS INSIDE THE TELECOM ROOM.
13.	DEDICATED ELECTRICAL CIRCUITS SHALL BE PROVIDED FOR EACH COMMUNICATIONS CABINET OR RACK AS NOTED ON THE TELECOM ROOM DRAWING.
14.	ALL VOICE/DATA INFORMATION OUTLET BOXES SHALL BE 4 11/16" x 4 11/16" x 2 1/8" DEEP W/ 1/2" DEEP SINGLE GANG ADJUSTABLE MUD RING AND 1-1/4" CONDUIT TO NEAREST ACCESSIBLE CEILING UNLESS OTHERWISE NOTED.
15.	CONDUITS USED TO FEED COMMUNICATIONS WORKSTATIONS IN INACCESSIBLE CEILING AREAS SHALL BE EXTENDED TO NEAREST ACCESSIBLE CEILING AREA.
16.	FLOOR BOXES SHALL HAVE ONE (1) 1-1/4" CONDUIT EXTENDED TO ACCESSIBLE CEILING FOR COMMUNICATIONS CABLING. ADDITIONAL CONDUITS MAY BE REQUIRED TO SUPPORT AV OR OTHER SYSTEMS CABLING AND ARE NOTED ON THE FLOOR PLANS.
17.	ALL EXTERNAL COMMUNICATIONS OUTLETS ARE TO BE INSTALLED IN A WEATHERPROOF ELECTRICAL BOX WITH A WEATHERPROOF-WHILE-IN-USE COVER. CONDUIT BY ELECTRICAL CONTRACTOR FOR ALL EXTERIOR LOCATIONS TO NEAREST IDF LOCATION.

MDF/IDF NOTES	
1.	ALL COORDINATION IN THE CEILING OF THE TELECOM ROOM SHALL BE THE RESPONSIBILITY OF THE GENERAL CONTRACTOR.
2.	TELECOM ROOM SHALL BE PROVIDED WITH EXPOSED CEILINGS UNLESS OTHERWISE NOTED.
3.	ANY EXPOSED FIREPROOFING WITHIN TELECOM ROOM SHALL BE SEALED TO REDUCE DUST FROM DISLOGED MATERIAL.
4.	CABLE LADDER SHALL BE USED TO SUPPORT CABLES WITHIN THE TELECOM ROOM. LADDER SIZE SHALL BE AS INDICATED ON FLOOR/PART PLANS OR BASED UPON CABLE FILL REQUIREMENTS.
5.	CABLES ROUTED ON CABLE LADDER (VERTICAL OR HORIZONTAL) SHALL BE SECURED TO TRAY OR LADDER WITH REUSABLE VELCRO-BASED CABLE WRAPS EVERY RUNG.
6.	VERTICAL CABLE LADDER SHALL BE USED AT WALLS TO SUPPORT VERTICAL CABLE TRANSITIONS WITHIN THE TELECOM ROOM.
7.	A MINIMUM OF 6" CLEARANCE SHALL BE MAINTAINED ABOVE AND BELOW THE HORIZONTAL CABLE LADDER. LADDER ABOVE ALL RACKS TO ALL WALLS IN MDF LOCATIONS. ELECTRICALLY BOND AS REQUIRED.
8.	TELECOM ROOM WALLS SHALL BE CONTINUOUS FROM SLAB (FLOOR) TO SLAB (CEILING) WITH ALL THROUGH - WALL PENETRATIONS SEALED.
9.	THE GENERAL CONTRACTOR SHALL SEAL ALL OPENINGS AROUND WALL PENETRATIONS TO MAINTAIN THE INTEGRITY OF CONDITIONED SPACES. ALL WORK PERFORMED SHALL MAINTAIN THE PRESCRIBED FIRE RATING OF THE SPACE.
10.	PLYWOOD FOR WALL FIELDS SHALL BE FIRE-RATED GRADE A - C WITH "A" SIDE FACING OUT.
11.	ALL FLOORING SHALL BE ANTI-STATIC VCT TILE UNLESS OTHERWISE NOTED.
12.	WALL PHONE OUTLETS MECHANICAL AND TELECOM ROOMS SHALL BE MOUNTED AT 54" A.F.F.
13.	ALL RACKS, CABINETS AND CABLE TRAY/LADDER RACKS SHALL BE ELECTRICALLY CONNECTED, VIA #6 AWG GREEN JACKETED WIRE, TO A PRE-DRILLED AND TAPPED GROUND BAR TO BE LOCATED WITHIN THE ROOM. GROUND BAR SHALL BE CAGED/LO CONNECTED TO BUILDING STEEL BY WAY OF THE LOCAL TELECOMMUNICATIONS GROUNDING BAR. (2) HOLE CRIMP CONNECTORS SHALL BE USED.

Owner
Storm King Art Center
1 Museum Road
New Windsor, NY 12553
+1 (845) 534-3115

Design Architect
heneghan peng architects
14-16 Lord Edward Street
Dublin, D02 YC63
+353 1 633 9000

Executive Architect
WXY Architecture + Urban Design
224 Centre Street, 5th Floor
New York, NY 10013
+1 (212) 219-1953

Landscape Architect
Gustafson Porter + Bowman
1 Cobham Mews
London, MW1 9SB
+44 020 7284 8950

Reed Hilderbrand LLC
33 Whitney Avenue, 3rd Floor
New Haven, CT 06510
+1 (617) 923-2422

Structural & Lighting
ARUP
77 Water Street
New York, NY 10005
+1 (212) 896-3000

MEPF & IT
BuroHappold
100 Broadway #23
New York, NY 10005
+1 (212) 616-0228

Civil
VHB
100 Great Oaks Blvd., Suite 118
Albany, NY 12203
+1 (518) 389-3606

AV & Acoustics
LSTN Consultants
76 Beaver Street, 2nd Floor
New York, NY 10005
+1 (347) 788-0810

Facade
Front Inc.
100 E. Broadway Street, #501
New York, NY 10002
+1 (212) 242-2220

Key Plan

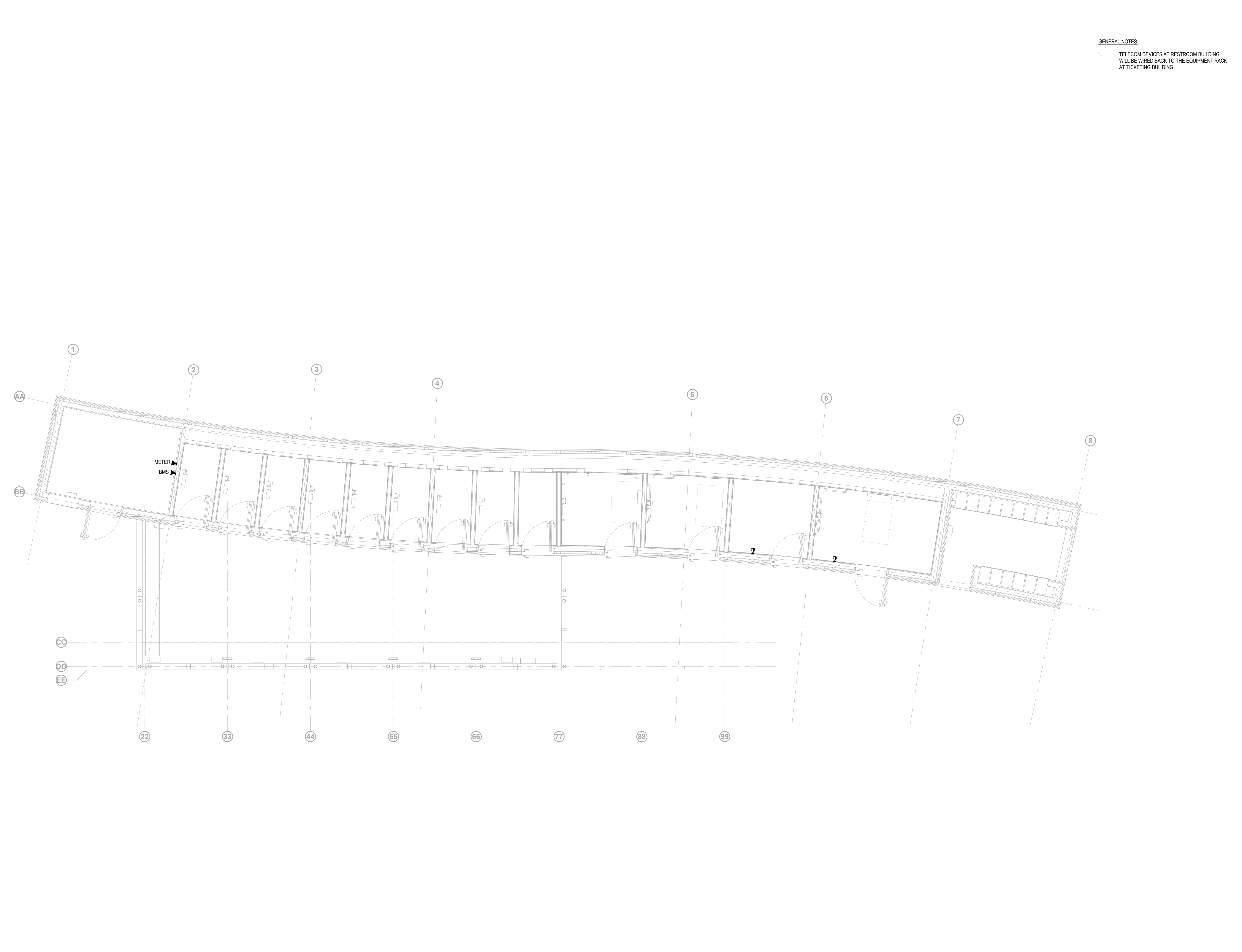
Description	Date
50% Construction Documents	11/06/20

Project
Storm King Art Center
Welcome Pavilions

Seal

NOT FOR CONSTRUCTION
Drawing Title
Abbreviations, Symbols and Legends

Date	11/06/20
Scale	Not to Scale
Drawing Number	IT-W-001
Sheet Size	ARCH D



Owner
Storm King Art Center
1 Museum Road
New Windsor, NY 12553
+1 (845) 534-3115

Design Architect
heneghan peng architects
14-16 Lord Edward Street
Dublin, D02 YC63
+353 1 633 9000

Executive Architect
WXY Architecture + Urban Design
224 Centre Street, 5th Floor
New York, NY 10013
+1 (212) 219-1953

Landscape Architect
Gustafson Porter + Bowman
1 Cobham Mews
London, MW1 9SB
+44 020 7284 8950

Reed Hilderbrand LLC
33 Whitney Avenue, 3rd Floor
New Haven, CT 06510
+1 (617) 923-2422

Structural & Lighting
ARUP
77 Water Street
New York, NY 10005
+1 (212) 896-3000

MEPF & IT
BuroHappold
100 Broadway #23
New York, NY 10005
+1 (212) 616-0228

Civil
VHB
100 Great Oaks Blvd., Suite 118
Albany, NY 12203
+1 (518) 389-3606

AV & Acoustics
LSTN Consultants
76 Beaver Street, 2nd Floor
New York, NY 10005
+1 (347) 788-0810

Facade
Front Inc.
100 E. Broadway Street, #501
New York, NY 10002
+1 (212) 242-2220

Key Plan

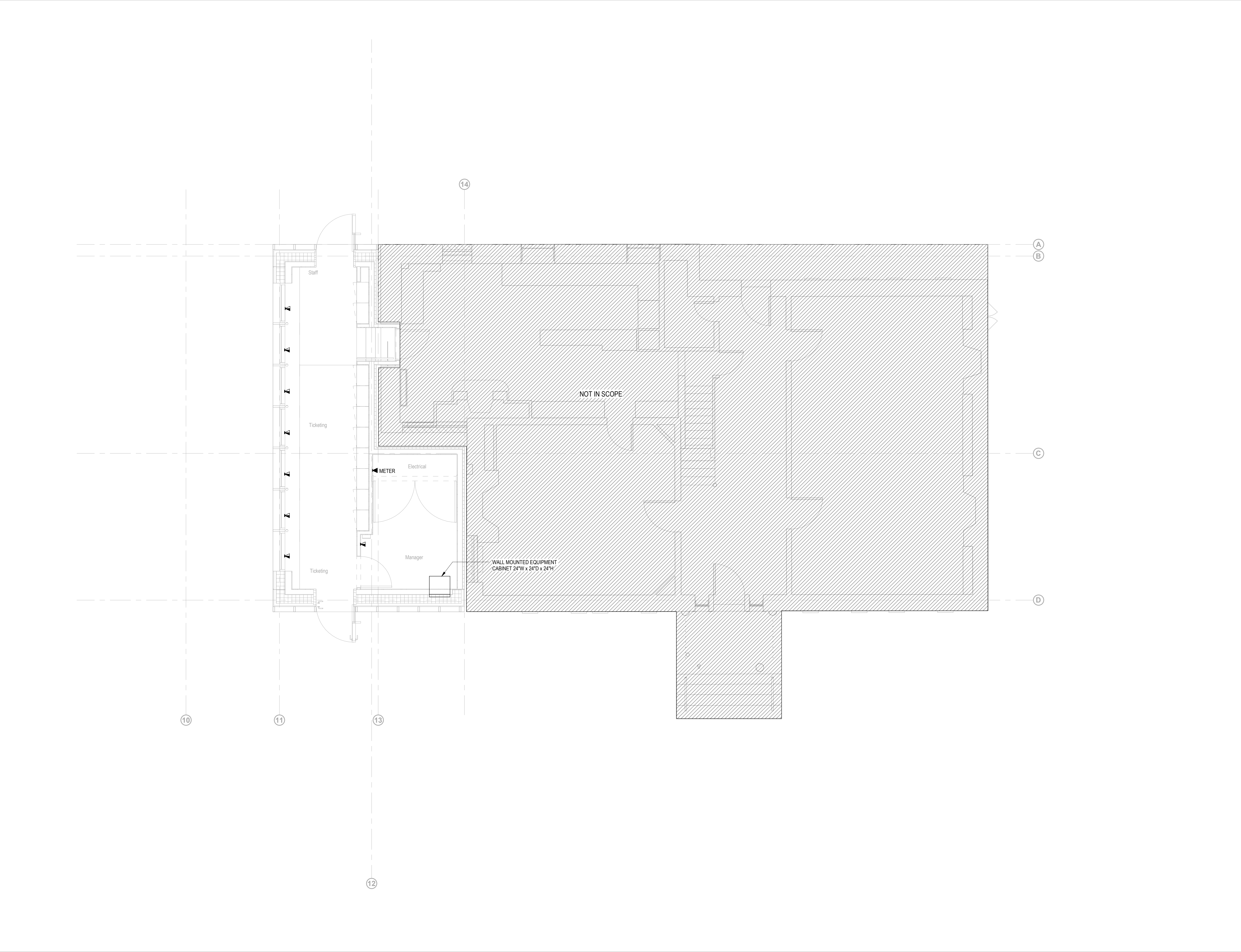
Description	Date
50% Construction Documents	11/06/20

Project
Storm King
Art Center
**Welcome
Pavilions**

Seal

NOT FOR CONSTRUCTION
Drawing Title
Restroom - Telecom
Plan - Ground Level

Date	11/06/20
Scale	1/4" = 1'-0"
Drawing Number	IT-W-101
Sheet Size	ARCH D



Owner
Storm King Art Center
1 Museum Road
New Windsor, NY 12553
+1 (845) 534-3115

Design Architect
heneghan peng architects
14-16 Lord Edward Street
Dublin, D02 YC63
+353 1 633 9000

Executive Architect
WXY Architecture + Urban Design
224 Centre Street, 5th Floor
New York, NY 10013
+1 (212) 219-1953

Landscape Architect
Gustafson Porter + Bowman
1 Cobham Mews
London, MW1 9SB
+44 020 7284 8950

Reed Hilderbrand LLC
33 Whitney Avenue, 3rd Floor
New Haven, CT 06510
+1 (617) 923-2422

Structural & Lighting
ARUP
77 Water Street
New York, NY 10005
+1 (212) 896-3000

MEPF & IT
BuroHappold
100 Broadway #23
New York, NY 10005
+1 (212) 616-0228

Civil
VHB
100 Great Oaks Blvd., Suite 118
Albany, NY 12203
+1 (518) 389-3606

AV & Acoustics
LSTN Consultants
76 Beaver Street, 2nd Floor
New York, NY 10005
+1 (347) 788-0810

Facade
Front Inc.
100 E. Broadway Street, #501
New York, NY 10002
+1 (212) 242-2220

Key Plan

Description	Date
50% Construction Documents	11/06/20

Project

Storm King
Art Center

**Welcome
Pavilions**

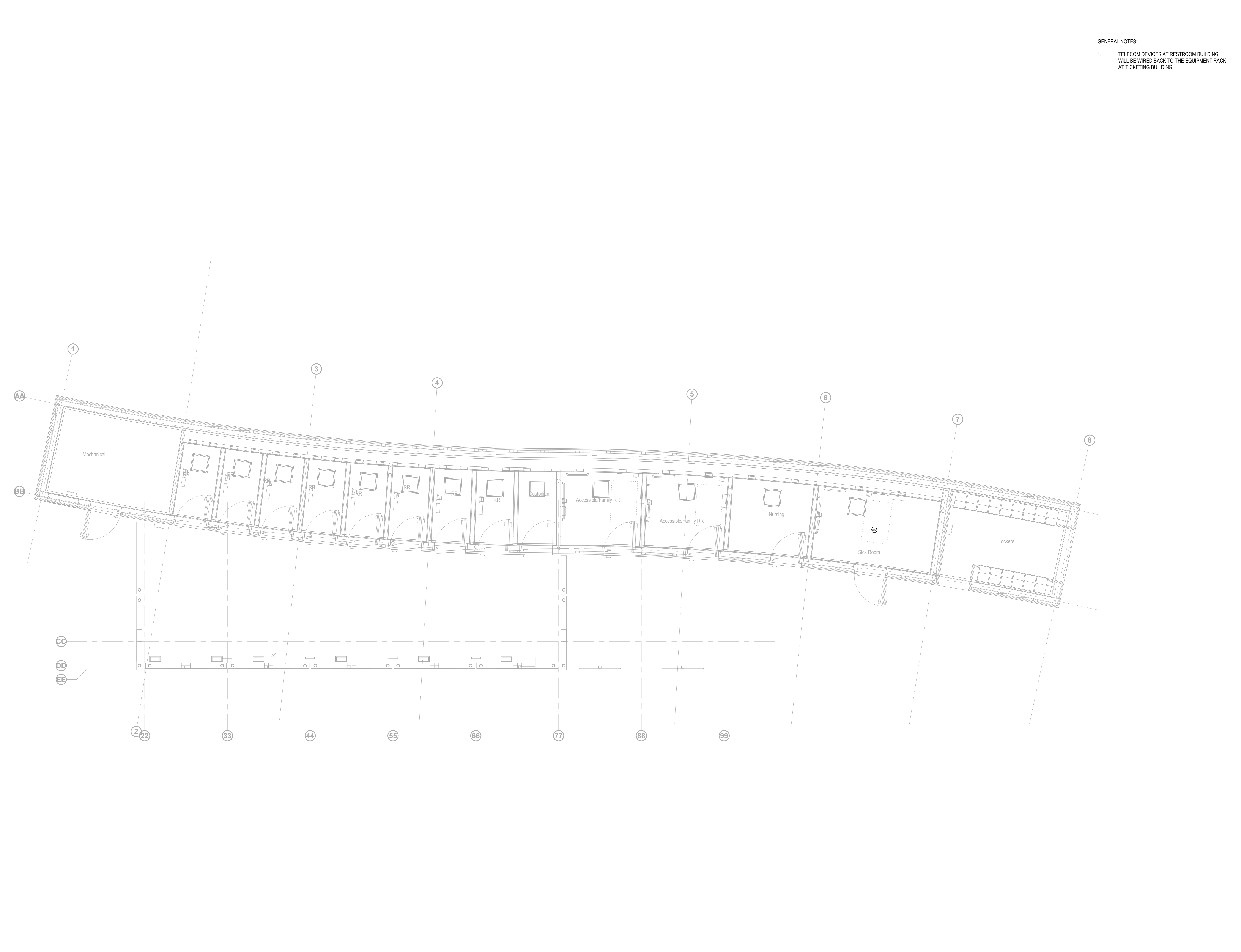
Seal

NOT FOR CONSTRUCTION

Drawing Title

Ticketing - Telecom
Plan - Ground Level

Date	11/06/20
Scale	1/4" = 1'-0"
Drawing Number	IT-W-111
Sheet Size	ARCH D



Owner
Storm King Art Center
1 Museum Road
New Windsor, NY 12553
+1 (845) 534-3115

Design Architect
heneghan peng architects
14-16 Lord Edward Street
Dublin, D02 YC63
+353 1 633 9000

Executive Architect
WXY Architecture + Urban Design
224 Centre Street, 5th Floor
New York, NY 10013
+1 (212) 219-1953

Landscape Architect
Gustafson Porter + Bowman
1 Cobham Mews
London, MW1 9SB
+44 020 7284 8950

Reed Hilderbrand LLC
33 Whitney Avenue, 3rd Floor
New Haven, CT 06510
+1 (617) 923-2422

Structural & Lighting
ARUP
77 Water Street
New York, NY 10005
+1 (212) 896-3000

MEPF & IT
BuroHappold
100 Broadway #23
New York, NY 10005
+1 (212) 616-0228

Civil
VHB
100 Great Oaks Blvd., Suite 118
Albany, NY 12203
+1 (518) 389-3606

AV & Acoustics
LSTN Consultants
76 Beaver Street, 2nd Floor
New York, NY 10005
+1 (347) 788-0810

Facade
Front Inc.
100 E. Broadway Street, #501
New York, NY 10002
+1 (212) 242-2220

Key Plan

Description	Date
50% Construction Documents	11/06/20

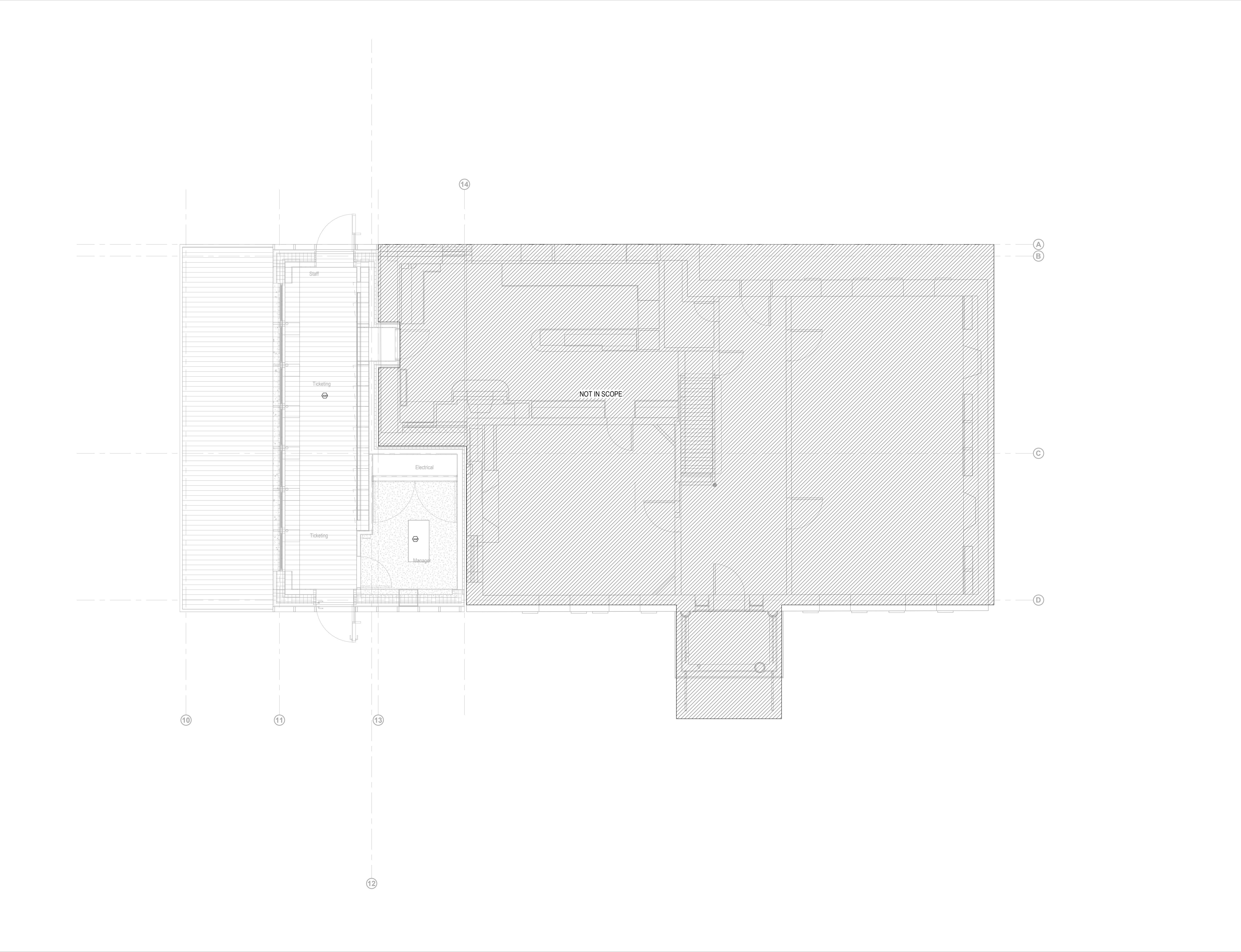
Project

Storm King
Art Center
Welcome
Pavilions

Seal

NOT FOR CONSTRUCTION
Drawing Title
Restroom - Telecom
RCP - Ground Level

Date	11/06/20
Scale	1/4" = 1'-0"
Drawing Number	IT-W-201
Sheet Size	ARCH D



Owner
Storm King Art Center
1 Museum Road
New Windsor, NY 12553
+1 (845) 534-3115

Design Architect
heneghan peng architects
14-16 Lord Edward Street
Dublin, D02 YC63
+353 1 633 9000

Executive Architect
WXY Architecture + Urban Design
224 Centre Street, 5th Floor
New York, NY 10013
+1 (212) 219-1953

Landscape Architect
Gustafson Porter + Bowman
1 Cobham Mews
London, MW1 9SB
+44 020 7284 8950

Reed Hilderbrand LLC
33 Whitney Avenue, 3rd Floor
New Haven, CT 06510
+1 (617) 923-2422

Structural & Lighting
ARUP
77 Water Street
New York, NY 10005
+1 (212) 896-3000

MEPF & IT
BuroHappold
100 Broadway #23
New York, NY 10005
+1 (212) 616-0228

Civil
VHB
100 Great Oaks Blvd., Suite 118
Albany, NY 12203
+1 (518) 389-3606

AV & Acoustics
LSTN Consultants
76 Beaver Street, 2nd Floor
New York, NY 10005
+1 (347) 788-0810

Facade
Front Inc.
100 E. Broadway Street, #501
New York, NY 10002
+1 (212) 242-2220

Key Plan

Description	Date
50% Construction Documents	11/06/20

Project

Storm King
Art Center

Welcome
Pavilions

Seal

NOT FOR CONSTRUCTION

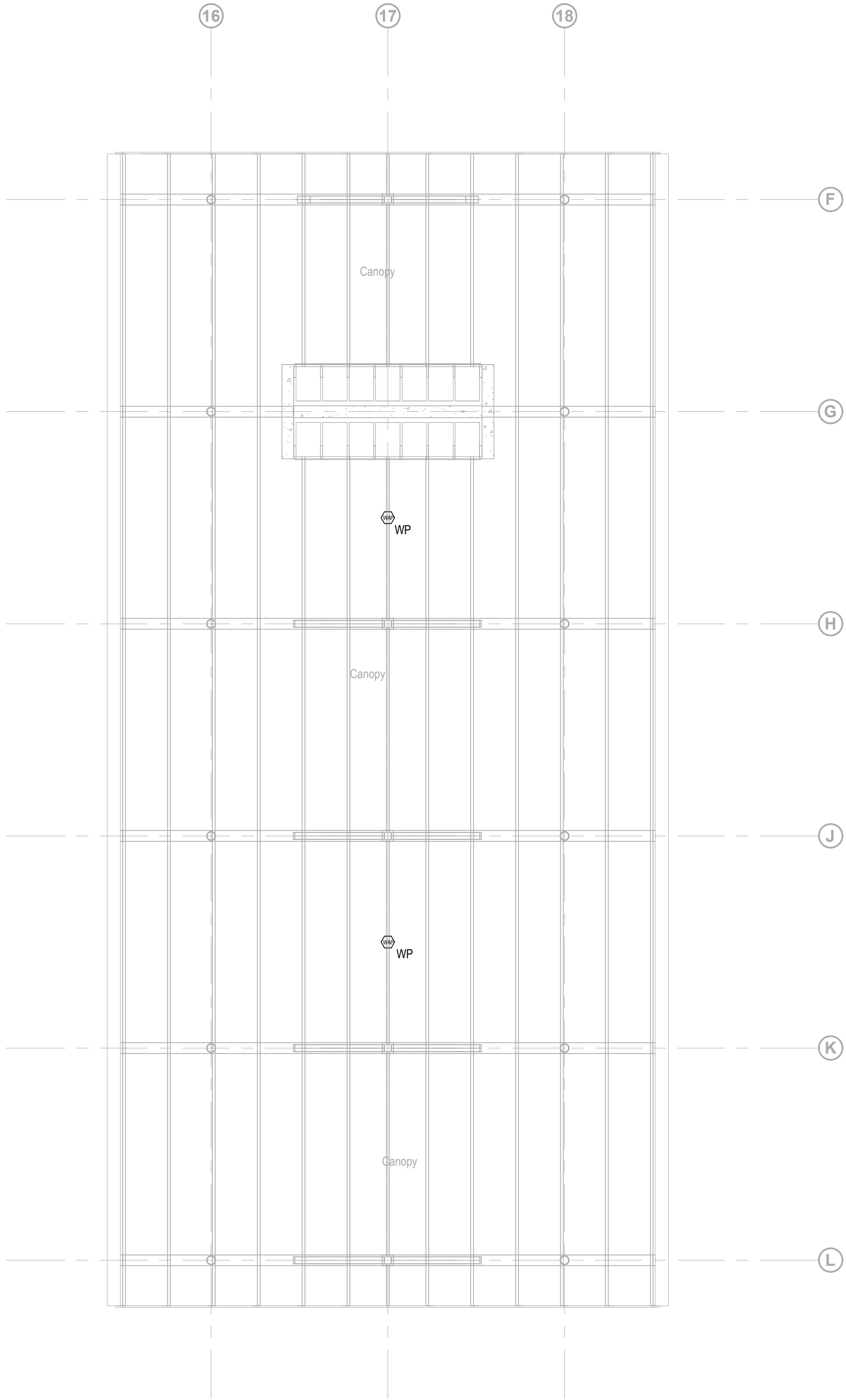
Drawing Title

Ticketing - Telecom
RCP - Ground Level

Date	11/06/20
Scale	1/4" = 1'-0"
Drawing Number	IT-W-211
Sheet Size	ARCH D

GENERAL NOTES:

1. TELECOM DEVICES AT CANOPY WILL BE WIRED BACK TO THE EQUIPMENT RACK AT TICKETING BUILDING.



Owner
Storm King Art Center
1 Museum Road
New Windsor, NY 12553
+1 (845) 534-3115

Design Architect
heneghan peng architects
14-16 Lord Edward Street
Dublin, D02 YC63
+353 1 633 9000

Executive Architect
WXY Architecture + Urban Design
224 Centre Street, 5th Floor
New York, NY 10013
+1 (212) 219-1953

Landscape Architect
Gustafson Porter + Bowman
1 Cobham Mews
London, MW1 9SB
+44 020 7284 8950

Reed Hilderbrand LLC
33 Whitney Avenue, 3rd Floor
New Haven, CT 06510
+1 (617) 923-2422

Structural & Lighting
ARUP
77 Water Street
New York, NY 10005
+1 (212) 896-3000

MEPF & IT
BuroHappold
100 Broadway #23
New York, NY 10005
+1 (212) 616-0228

Civil
VHB
100 Great Oaks Blvd., Suite 118
Albany, NY 12203
+1 (518) 389-3606

AV & Acoustics
LSTN Consultants
76 Beaver Street, 2nd Floor
New York, NY 10005
+1 (347) 788-0810

Facade
Front Inc.
100 E. Broadway Street, #501
New York, NY 10002
+1 (212) 242-2220

Key Plan

Description	Date
50% Construction Documents	11/06/20

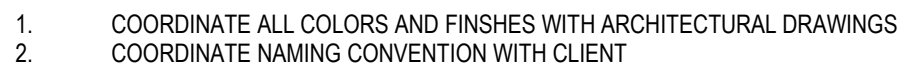
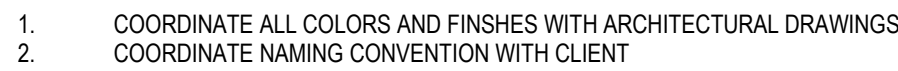
Project

Storm King Art Center Welcome Pavilions

Seal

NOT FOR CONSTRUCTION
Drawing Title
Canopy - Telecom
RCP - Ground Level

Date	11/06/20
Scale	1/4" = 1'-0"
Drawing Number	IT-W-221
Sheet Size	ARCH D



NOT TO SCALE

NOT TO SCALE

NOT TO SCALE



NOT TO SCALE

Key Plan

Description	Date
50% Construction Documents	11/06/20

Project

Storm King
Art Center

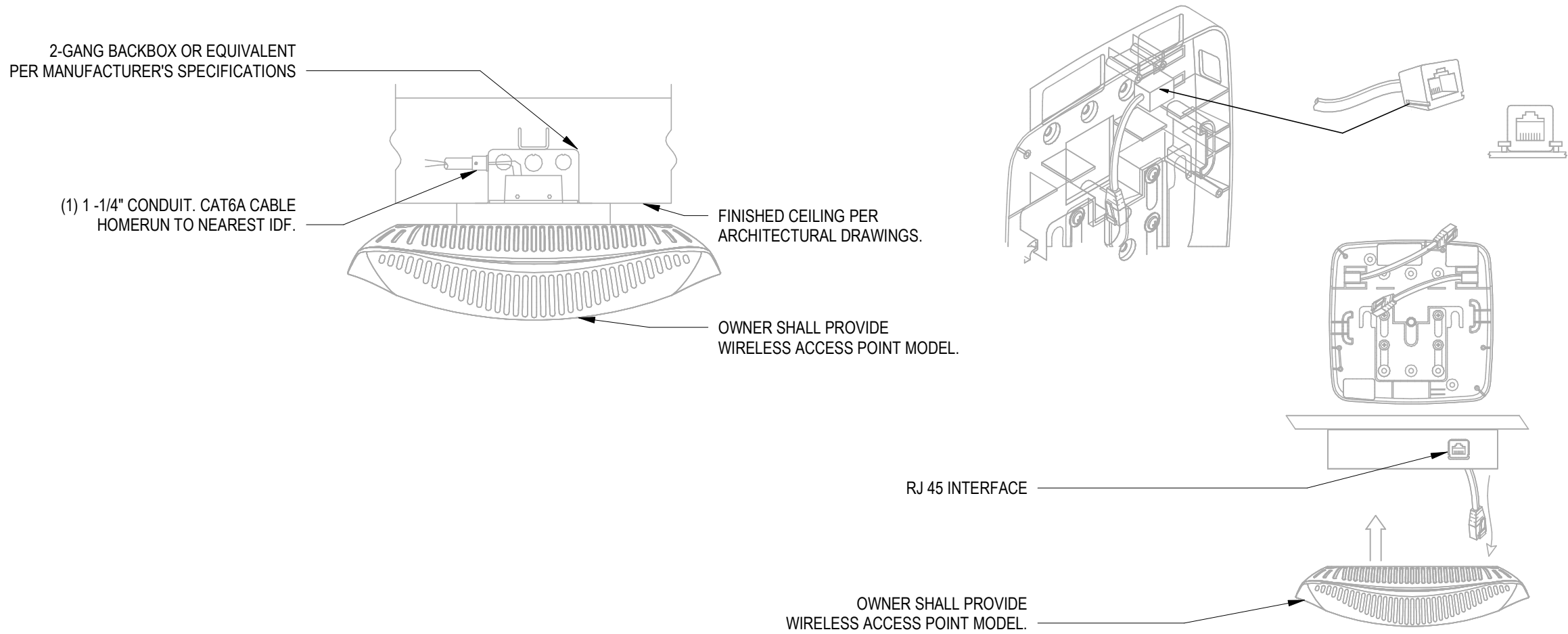
**Welcome
Pavilions**

Seal

NOT FOR CONSTRUCTION

Drawing Title
Telecom Details

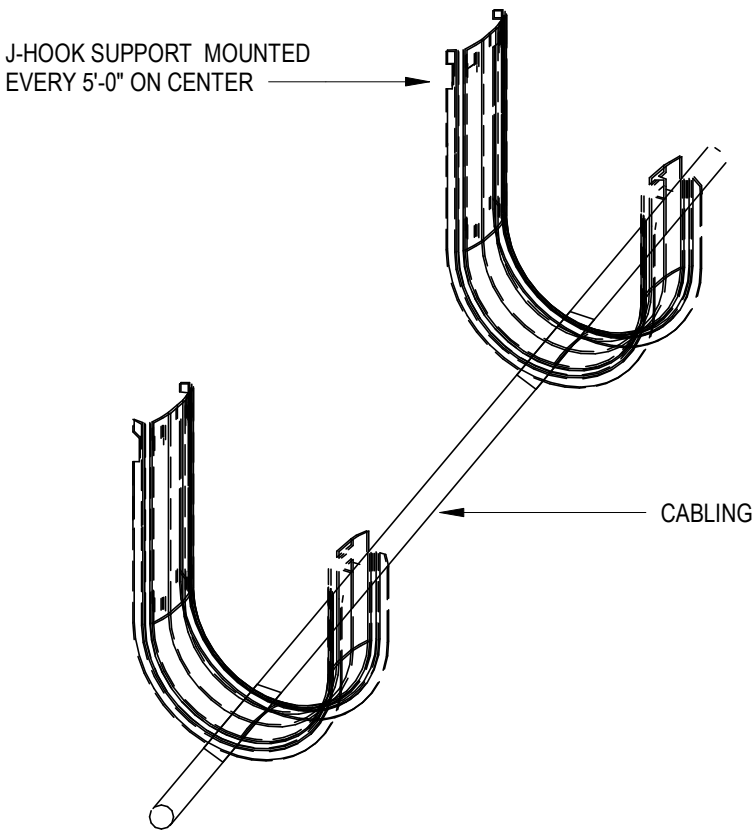
Date	11/06/20
Scale	Not to Scale
Drawing Number	IT-W-501
Sheet Size	ARCH D



- NOTES:
- REFER TO SPECIFICATIONS FOR WIRELESS ACCESS POINT MAKE AND MODEL
 - INSTALL PER MANUFACTURER RECOMMENDATIONS & COORDINATE FINAL INSTALLATION WITH ARCHITECT

1 CEILING MOUNTED WAP

NOT TO SCALE



- NOTES:
- CONTRACTOR TO INSTALL CABLES NEATLY WITH VELCRO STRAPS TO HOLD THE BUNDLES TOGETHER

2 JHOOKS

NOT TO SCALE

Owner
Storm King Art Center
1 Museum Road
New Windsor, NY 12553
+1 (845) 534-3115

Design Architect
heneghan peng architects
14-16 Lord Edward Street
Dublin, D02 YC63
+353 1 633 9000

Executive Architect
WXY Architecture + Urban Design
224 Centre Street, 5th Floor
New York, NY 10013
+1 (212) 219-1953

Landscape Architect
Gustafson Porter + Bowman
1 Cobham Mews
London, MW1 9SB
+44 020 7284 8950

Reed Hilderbrand LLC
33 Whitney Avenue, 3rd Floor
New Haven, CT 06510
+1 (617) 923-2422

Structural & Lighting
ARUP
77 Water Street
New York, NY 10005
+1 (212) 896-3000

MEPF & IT
BuroHappold
100 Broadway #23
New York, NY 10005
+1 (212) 616-0228

Civil
VHB
100 Great Oaks Blvd., Suite 118
Albany, NY 12203
+1 (518) 389-3606

AV & Acoustics
LSTN Consultants
76 Beaver Street, 2nd Floor
New York, NY 10005
+1 (347) 788-0810

Facade
Front Inc.
100 E. Broadway Street, #501
New York, NY 10002
+1 (212) 242-2220

Key Plan

Description	Date
50% Construction Documents	11/06/20

Project

Storm King
Art Center

Welcome
Pavilions

Seal

NOT FOR CONSTRUCTION

Drawing Title

Telecom Details

Date	11/06/20
Scale	Not to Scale
Drawing Number	IT-W-502
Sheet Size	ARCH D