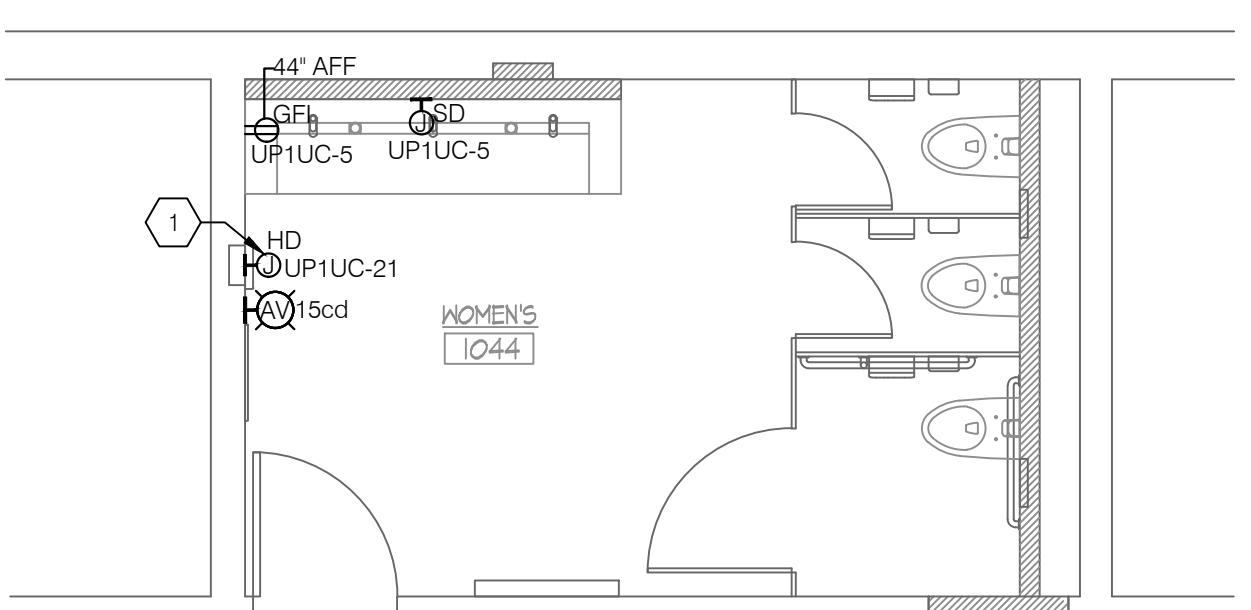
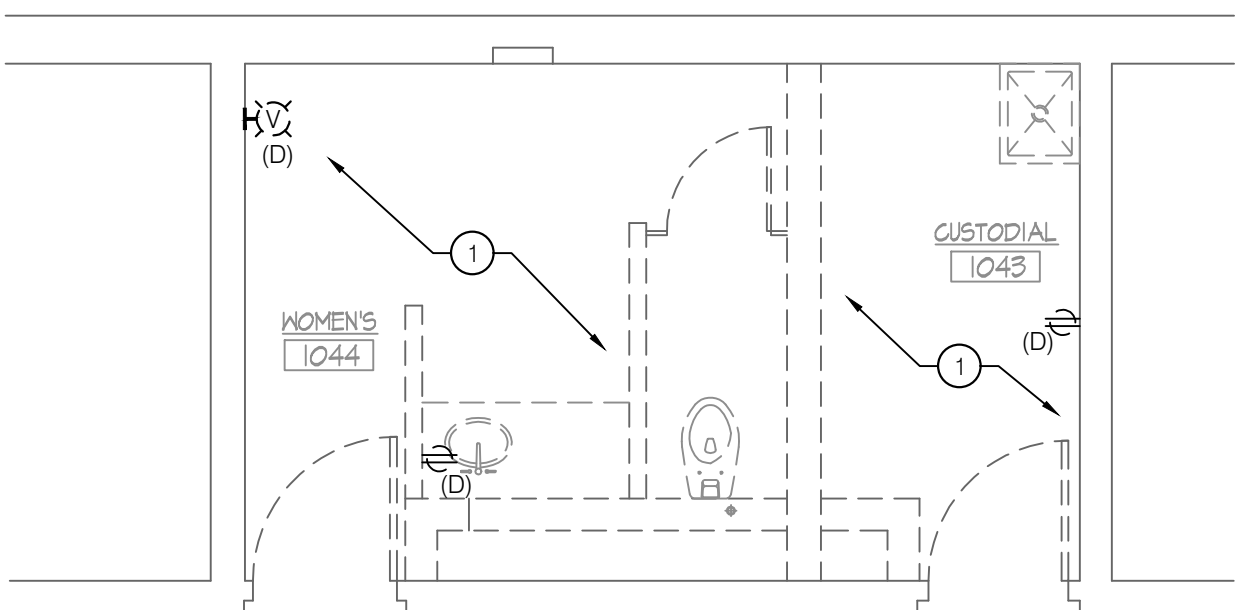
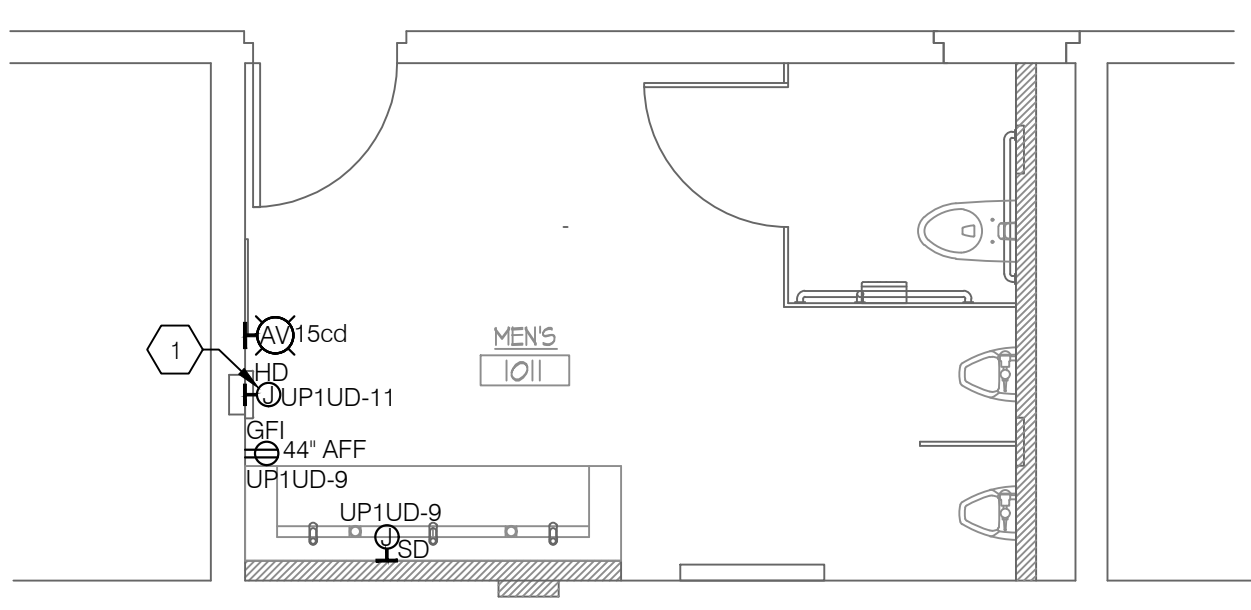
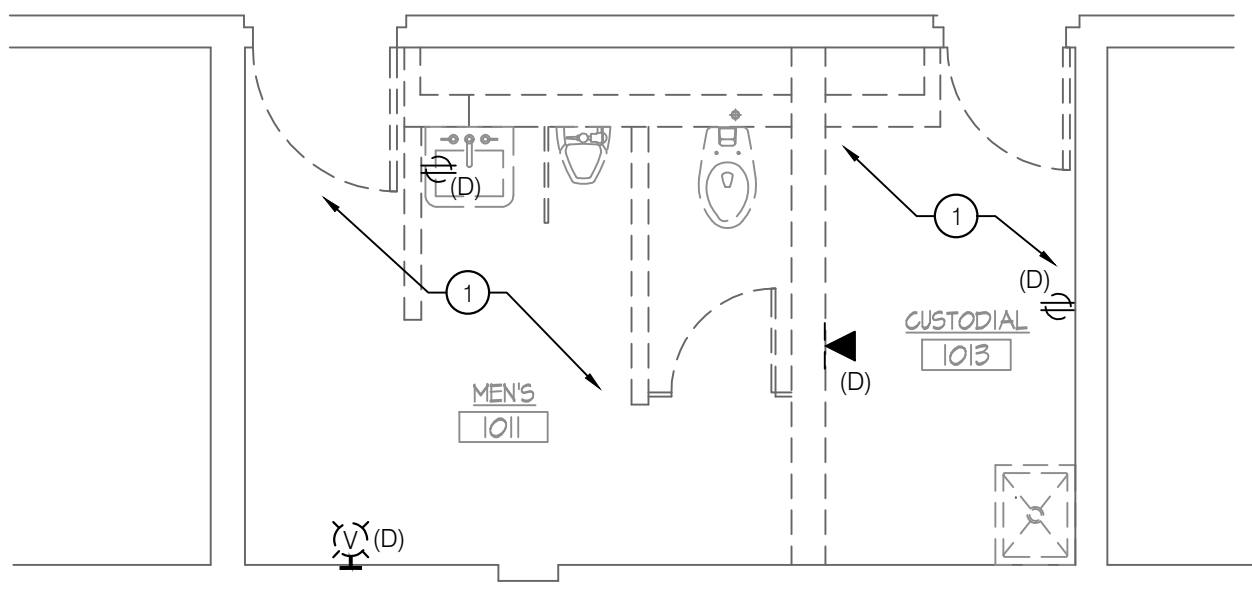


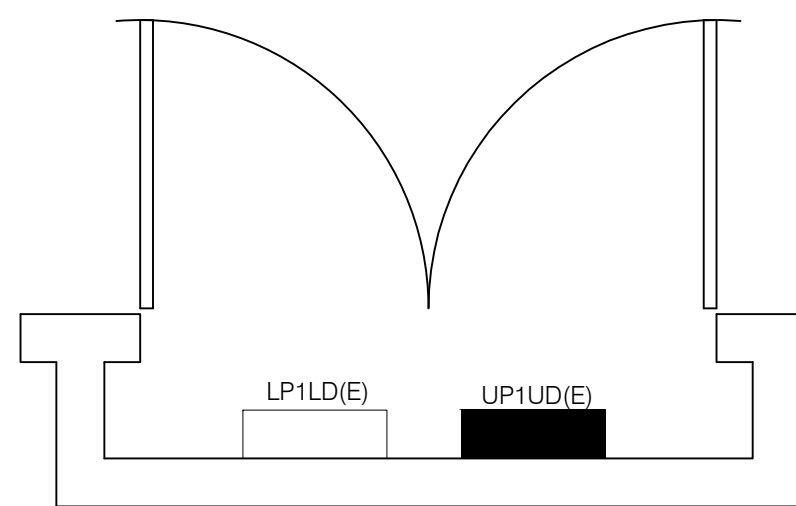
4 FIRST FLOOR PLAN - ELECTRICAL LIGHTING REMOVALS
SCALE: 1/4" = 1'-0"

3 FIRST FLOOR PLAN - ELECTRICAL LIGHTING
SCALE: 1/4" = 1'-0"

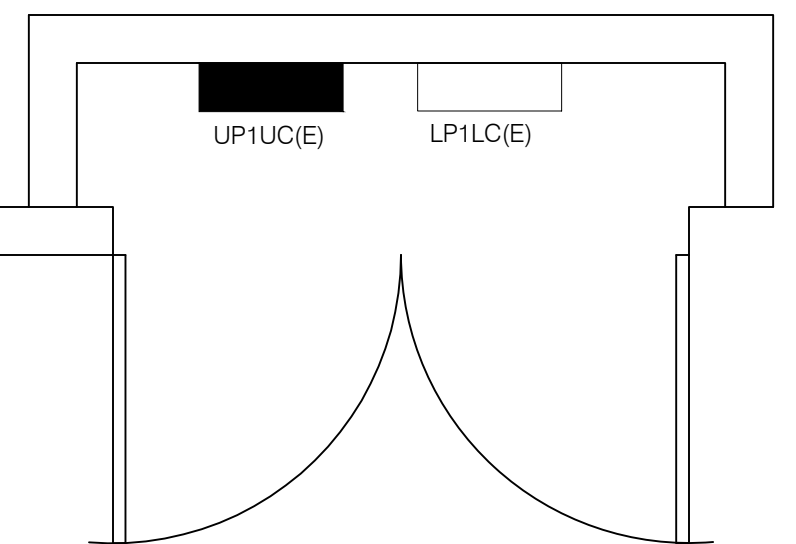


2 FIRST FLOOR PLAN - ELECTRICAL REMOVALS
SCALE: 1/4" = 1'-0"

1 FIRST FLOOR PLAN - ELECTRICAL POWER & FIRE ALARM
SCALE: 1/4" = 1'-0"



5 ENLARGED PLAN - MEN'S ROOM ELECTRIC ROOM
SCALE: 1/2" = 1'-0"



6 ENLARGED PLAN - WOMEN'S ROOM ELECTRIC ROOM
SCALE: 1/2" = 1'-0"

GENERAL NOTES

- REFER TO THE ELECTRICAL COVER SHEET DRAWING FOR GENERAL NOTES, LEGEND AND ABBREVIATIONS.
- UNLESS OTHERWISE NOTED, DEMOLISH ALL EXISTING ELECTRICAL AND FIRE ALARM DEVICES AND EQUIPMENT SHOWN OR NOT SHOWN ON PLANS AT DEMOLISHED WALL, CEILING AND FLOOR SECTIONS THROUGHOUT THE AREA OF WORK. ABANDON CONCEALED EXISTING CONDUITS INSTALLED IN CONCRETE WALLS OR SLABS.
- FOR ALL DEMOLISHED EQUIPMENT AND DEVICES, REMOVE ALL ASSOCIATED ACCESSORIES, BRANCH CIRCUIT WIRING AND CONDUIT BACK TO SOURCE OF SUPPLY.
- REFER TO ARCHITECTURAL DRAWINGS TO VERIFY THE ELEVATIONS, DETAILS, LOCATION, MOUNTING HEIGHTS AND ADDITIONAL INFORMATION PRIOR TO THE ROUGH-IN OF ELECTRICAL OUTLETS, DEVICES AND FIRE ALARM DEVICE INSTALLATION LOCATIONS.
- COORDINATE WITH CONTRACT DOCUMENTS FOR ALL OTHER DISCIPLINES AND TRADES FOR EXACT LOCATION OF ASSOCIATED EQUIPMENT.
- THE CONTINUITY OF EXISTING CIRCUITS SERVING EXISTING DEVICES AND EQUIPMENT, EXISTING FIRE ALARM INITIATING DEVICE, NOTIFICATION APPLIANCE, SIGNALING LINE CIRCUITS AND FIXTURES TO REMAIN SHALL BE MAINTAINED.
- ALL NEW OUTLETS, DEVICES AND FIRE ALARM DEVICES MUST BE FLUSH MOUNTED WITH CONCEALED CONDUITS. ANY SURFACE MOUNTED OUTLETS, DEVICES AND CONDUITS IN THE SCOPE OF WORK AREA MUST BE APPROVED BY THE ARCHITECT PRIOR TO INSTALLATION.
- ALL REUSED CIRCUIT NUMBERS INDICATED ON PLAN ARE BASED ON EXISTING DOCUMENTS AND MAY NOT MATCH THE AS-BUILT CONDITION OF THE EXISTING CIRCUITS SERVING THE AREA. CONTRACTOR TO VERIFY AND UPDATE THE CIRCUIT NUMBERS UTILIZED DURING CONSTRUCTION.
- ALL NEW FIRE ALARM DEVICES MUST BE COMPATIBLE WITH AND CONNECTED TO THE EXISTING FIRE ALARM SYSTEM, ZONED BY FLOOR. EXTEND EXISTING WIRING AND CONDUIT FOR RELOCATED DEVICES TO NEW LOCATIONS AS REQUIRED.
- WHERE MORE THAN TWO VISUAL (STROBE) NOTIFICATION APPLIANCES ARE IN THE FIELD OF VIEW, THEY SHALL FLASH IN SYNCHRONIZATION. PROVIDE EXTERNAL SYNC MODULE OR SYNC PROTOCOL BUILT IN TO THE FIRE ALARM CONTROL PANEL.
- LOCATION OF FIXTURES AND DEVICES SHOWN ON PLANS ARE DIAGRAMMATIC ONLY. REFER TO ARCHITECTURAL DRAWINGS TO VERIFY THE ELEVATIONS, DETAILS, LOCATION, MOUNTING HEIGHTS AND ADDITIONAL INFORMATION PRIOR TO THE ROUGH-IN OF ELECTRICAL FIXTURES AND DEVICES.
- AT THE COMPLETION OF CONSTRUCTION, CLEAN LENSES AND REFLECTORS OF ALL LIGHTING FIXTURES IN THE CONTRACT AREA AND RENDER THEM FREE OF ANY MATERIAL, SUBSTANCE OR FILM FOREIGN TO THE FIXTURES. BLEMISHED, DAMAGED OR UNSATISFACTORY FIXTURES ARE TO BE REPLACED IN A SATISFACTORY MANNER.
- ALL EMERGENCY LIGHTS AND EXIT SIGNS TO BE PROVIDED WITH INTEGRAL OR REMOTE EMERGENCY BATTERY PACK.
- CLEAN, RE-LAMP AND RE-BALLAST ALL EXISTING TO REMAIN AND RELOCATED LIGHTING FIXTURES IN THE CONTRACT AREA AS REQUIRED. CONTRACTOR TO ENSURE THAT ALL REUSED FIXTURES ARE IN WORKING CONDITION. ALL EXISTING DEVICES TO REMAIN ARE TO BE PROTECTED FROM DAMAGE THROUGHOUT THE CONSTRUCTION PROCESS.
- UNLESS OTHERWISE NOTED, IN THE SCOPE OF WORK AREA, ALL ELECTRICAL OUTLETS, DEVICES, FIRE ALARM DEVICES, LIGHT FIXTURES AND CONTROL DEVICES SHOWN WITH A SUBSCRIPT "N" OR WITHOUT ANY SUBSCRIPT ARE NEW TO BE PROVIDED. DEVICES SHOWN WITH A SUBSCRIPT "E" INDICATE EXISTING EQUIPMENT TO REMAIN. DEVICES SHOWN WITH A SUBSCRIPT "D" AND DASHED LINE INDICATE EXISTING EQUIPMENT TO DEMOLISHED.

DEMOLITION KEY NOTES

- UNLESS OTHERWISE NOTED, ALL ELECTRICAL DEVICES, CONDUITS, WIRINGS/BOXES, LIGHTING FIXTURE, SWITCHING SCHEME INCLUDING ALL TELEPHONE/DATA, RECEPTACLES (WALL/CEILING/FLOOR) SERVING THIS AREA ARE TO BE DEMOLISHED. MAINTAIN EXISTING CIRCUIT WIRING FROM LIGHTING FIXTURES FOR REUSE. ALL OTHER WIRING DEVICES, CONDUIT, AND FEEDERS SHALL BE REMOVED BACK TO SOURCE.

SHEET KEY NOTES

- PROVIDE AUTOMATIC THERMAL-OVERLOAD SWITCH FOR DISCONNECTING MEANS.
- PROVIDE INVERTER FOR EMERGENCY LIGHT FIXTURES IN THIS ROOM WITH 50W POWER REQUIREMENT FOR 1.5 HOUR. INVERTERS SHALL BE PROVIDED WITH TEST AND LED-CHARGE INDICATORS. MANUFACTURER BASIS OF DESIGN: MYERS EMERGENCY POWER SYSTEMS.
- ARCHITECT TO CONFIRM MOUNTING HEIGHT OF OCCUPANCY SENSOR. OCCUPANCY SENSOR TO BE MOUNTED AT A ELEVATION HIGHER THAN THE STALL DOORS.

RESTROOM RENOVATION PURCHASE COLLEGE

STATE UNIVERSITY OF NEW YORK

735 Anderson Hill Rd.
Purchase, NY 10577

PHASE 2:

MUSIC BUILDING
DANCE BUILDING
PHYS. ED. BUILDING
LIBRARY

Conditions

ALL IDEAS, DESIGNS, ARRANGEMENTS AND PLANS INDICATED OR REPRESENTED BY THIS DRAWING ARE OWNED BY, AND THE PROPERTY OF RONNETTE RILEY ARCHITECT AND WERE CREATED, DEVELOPED AND DESIGNED FOR THE USE OF, AND IN CONNECTION WITH THE NONE OF SUCH IDEAS, DESIGNS, ARRANGEMENTS OR PLANS SHALL BE USED BY OR DISCLOSED TO ANY PERSON, FIRM OR CORPORATION FOR ANY PURPOSE WHATSOEVER WITHOUT THE WRITTEN PERMISSION OF RONNETTE RILEY ARCHITECT.

© Copyright Ronnette Riley Architect 2020

Ronnette Riley Architect

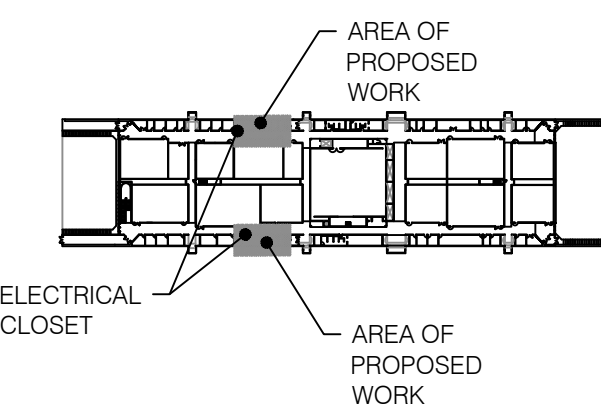
494 Eighth Avenue, 15th Floor
New York, NY 10001
T 212 594 4015
F 212 594 2868
www.ronnetteriley.com

MEP Engineer

SETTY & Associates, Ltd
149 W 36th Street, 8th floor
New York, NY 10018
T 646 253 9000
F 646 224 8497

Rev Date Issue
05 May 2022 Issue for Bid

KEY PLAN



Title DANCE INSTRUCTIONAL FACILITIES - ELECTRICAL PLANS

Date 01-16-2020
Project No. 1944
Drawing By
CHK By
Scale AS NOTED
DOB Rev

E-102.00