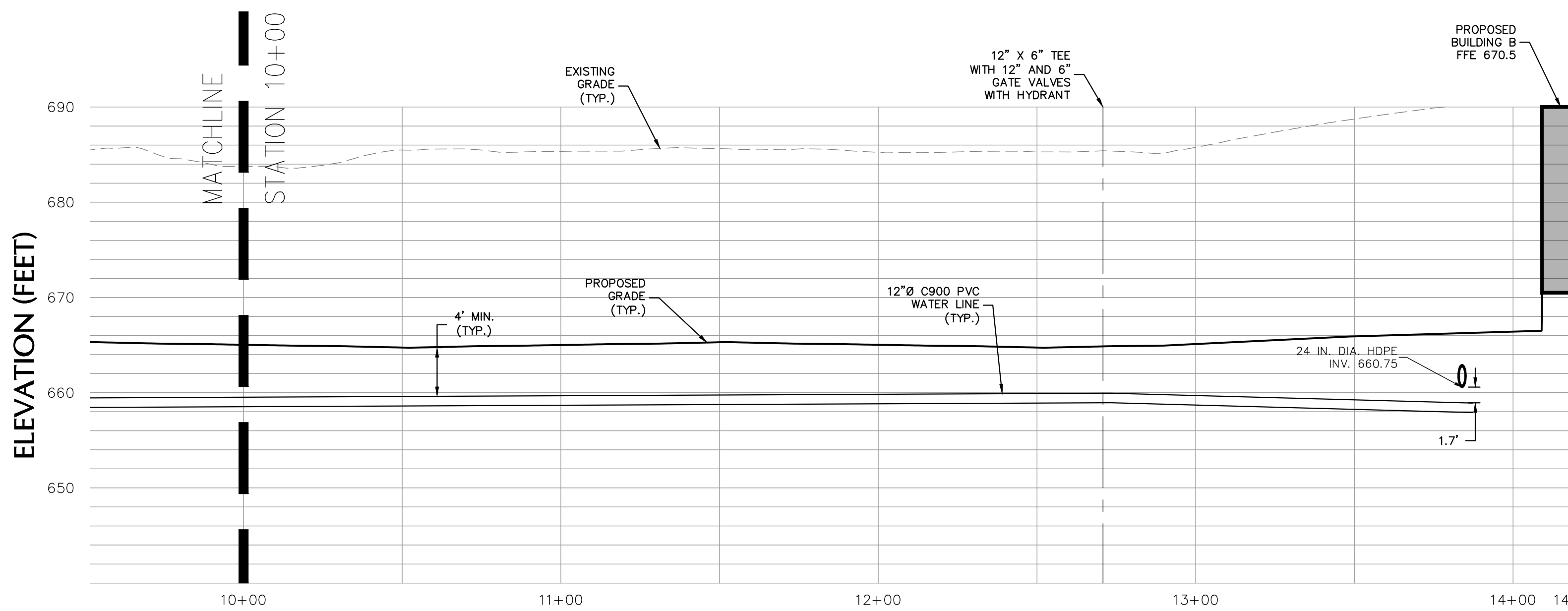


12 INCH FROM WATER TREATMENT TO BUILDING B (SEE PLANS C-302 & C-304)

HORIZONTAL SCALE: 1" = 30'
VERTICAL SCALE: 1" = 10'



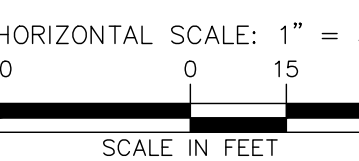
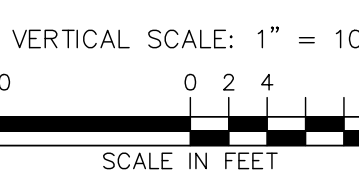
12 INCH FROM WATER TREATMENT TO BUILDING B (SEE PLANS C-302 & C-304)

HORIZONTAL SCALE: 1" = 30'
VERTICAL SCALE: 1" = 10'

NOTES:

- UNLESS OTHERWISE SPECIFIED, PIPE FOR WATER SUPPLY AND DISTRIBUTION LINES SHALL BE POLYVINYL CHLORIDE PRESSURE PIPE (PVC-P), CLASS 235 PSI, OR 18" WITH PUSH-ON JOINTS IN ACCORDANCE WITH AWWA C-300 (BLUE BRUTE).
- WATER MAIN SHALL HAVE A MINIMUM 18" CLEARANCE TO SANITARY SEWER AND DRAINAGE PIPES AND A MINIMUM 12" CLEARANCE TO ALL OTHER UTILITIES.

PROFILES



10/14/2022	REV. FOR NYCDP SUBMISSION	3
03/25/2022	REV. PER TOWN COMMENTS	2
03/07/2022	REV. PER TOWN COMMENTS	1
Date	Description	No.
Revisions		

WARNING: IT IS A VIOLATION OF THE NYS EDUCATION LAW ARTICLE 146 FOR ANY PERSON, UNLESS HE IS ACTING UNDER THE DIRECTION OF A LICENSED PROFESSIONAL ENGINEER, LAND SURVEYOR OR GEOLOGIST, TO ALTER THIS ITEM IN ANY WAY.



Signature
PROFESSIONAL ENGINEER
NY Lic. No. 081473

Date
11/7/2022

LEED-AP

PROJECT NO. 190065201

T: 914.323.7400 F: 914.323.7401 www.langan.com

Project
LINCOLN LOGISTICS
BREWSTER

PUTNAM COUNTY

TOWN OF SOUTHEAST

NEW YORK

Drawing Title
WATERLINE
PROFILES (2 OF 9)

Project No.
190065201

Date
1/28/2022

Drawn By
JMSK

Checked By
CZ/MF

Drawing No.
C-311

Sheet 30 of 97