

GENERAL NOTES:

1. ALL SUPPLEMENTAL STEEL SUPPORTING MECHANICAL ROOF MOUNTED EQUIPMENT TO BE A MINIMUM OF 4" WIDE ANGLE.

KEYED NOTES:

1. INSTALL GAS TRAIN TO MAU PER DETAIL 4 ON SHEET M500 - SIZE PER SHEET M100

DESIGNER / BUILDER

**ARCO**  
DESIGN/BUILD  
INDUSTRIAL

44 SOUTH BROADWAY, SUITE 1003  
WHITE PLAINS, NY 10601  
P: 914.821.5535 F: 914.306.6010

**ADBI** | DESIGN  
SERVICES



Lincoln Equities Group, LLC

PROJECT TITLE

**LINCOLN  
EQUITIES -  
NY-131- BLDG A**

**NY-312 & PUGSLEY RD,  
SOUTHEAST, NY 10509**

ARCHITECT

ADBI / DESIGN SERVICES LLC  
44 SOUTH BROADWAY, SUITE 1003  
WHITE PLAINS, NY 10601

CIVIL ENGINEER

LANGAN ENGINEERING  
300 KIMBALL DRIVE  
PARSIPPANY, NJ 07054

STRUCTURAL ENGINEER

SMITH/ROBERTS AND ASSOCIATES, INC.  
6501 BLUFF RD.  
INDIANAPOLIS, INDIANA 46217

MECHANICAL ENGINEER

NATIONAL DESIGN/ BUILD SERVICES  
11840 BORMAN DRIVE  
ST. LOUIS, MO 63146

ELECTRICAL ENGINEER

FJB ENGINEERING  
5 CHRISTY DRIVE, SUITE 307  
CHADDS FORD, PA 19317

PLUMBING ENGINEER

MCCARTHY ENGINEERING ASSOCIATES,  
INC.  
315 EAST SECOND STREET  
BOYERTOWN, PA 19512

FIRE PROTECTION ENGINEER

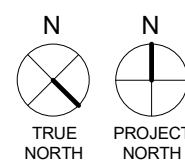
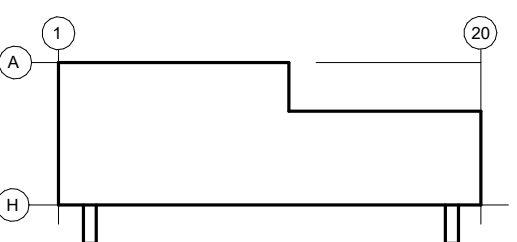
S A COMUNALE CO. INC.  
2900 NEWPARK DRIVE  
BARBERTON, OH 44203

SEAL

THE PERSONAL SEAL AFFIXED TO THIS SHEET  
INDICATES THAT THE PROFESSIONAL ENGINEER WHOSE  
NAME APPEARS THEREON HAS PREPARED OR HAS  
DIRECTED THE PREPARATION OF THE MATERIAL ON  
THIS SHEET.

OTHER DRAWINGS, SPECIFICATIONS, REPORTS,  
DOCUMENTS OR INSTRUCTIONS, NOT EXEMPTING THIS  
SEAL, RELATING TO OR INTENDED TO BE USED FOR ANY  
PARTS OR PART OF THE PROJECT IN WHICH THIS SHEET  
REFERS, SHALL NOT BE CONSIDERED PREPARED BY OR  
THE RESPONSIBILITY OF THE UNDERSIGNED AND IS  
HEREBY DISCLAIMED IN ACCORDANCE WITH SECTION  
307.411.2 R.S. MO.

KEY PLAN



SUBMITTALS

NO.	DATE	DESCRIPTION
A	02/04/2022	QA/QC SET
B	03/29/2022	QA/QC SET
C	05/20/2022	QA/QC SET
D	06/16/2022	QA/QC SET
E	07/01/2022	PERMIT SET
F	07/25/2022	BID REVIEW SET
G	08/05/2022	BID SET
H	08/02/2023	CONSTRUCTION SET

PROJECT NO.

J22006

DRAWN BY

MT

SHEET TITLE

**OVERALL ROOF  
PLAN**

SHEET NO.

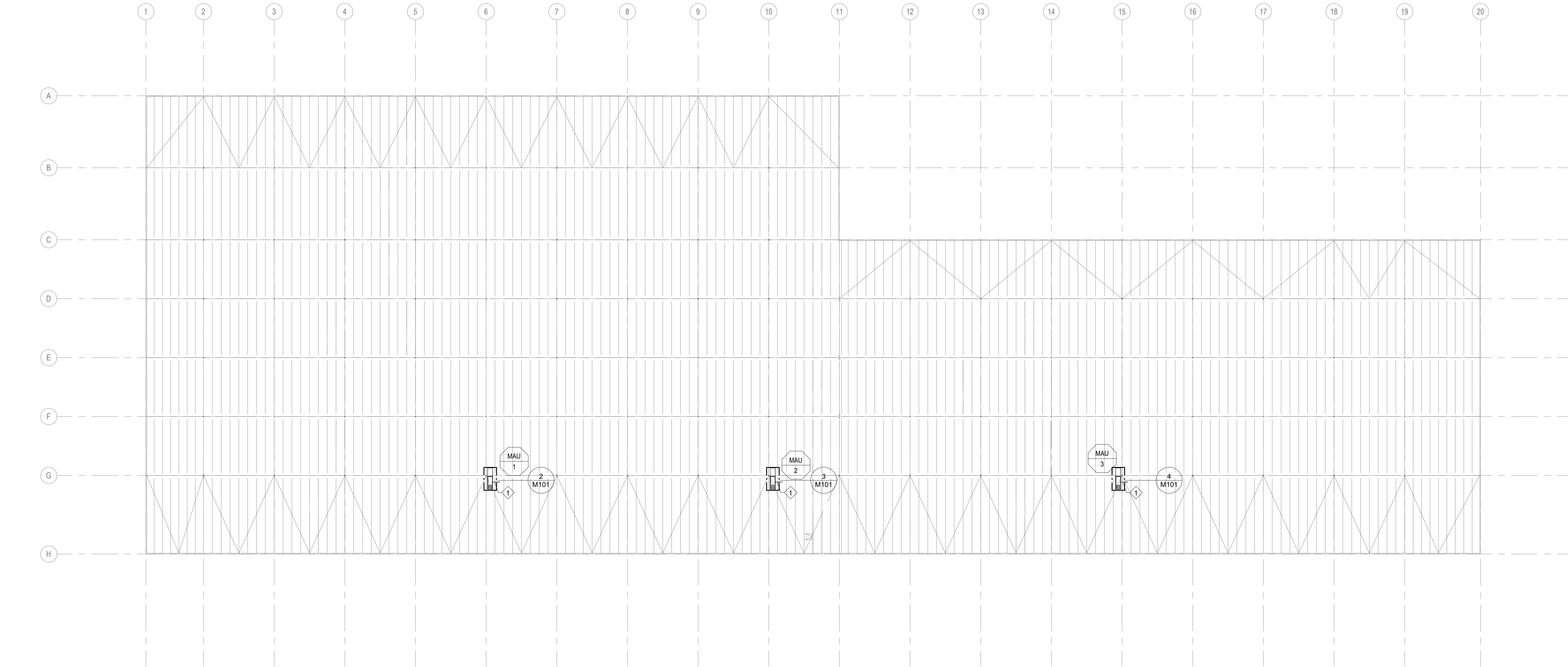
**M101**

**ISSUE FOR  
CONSTRUCTION**

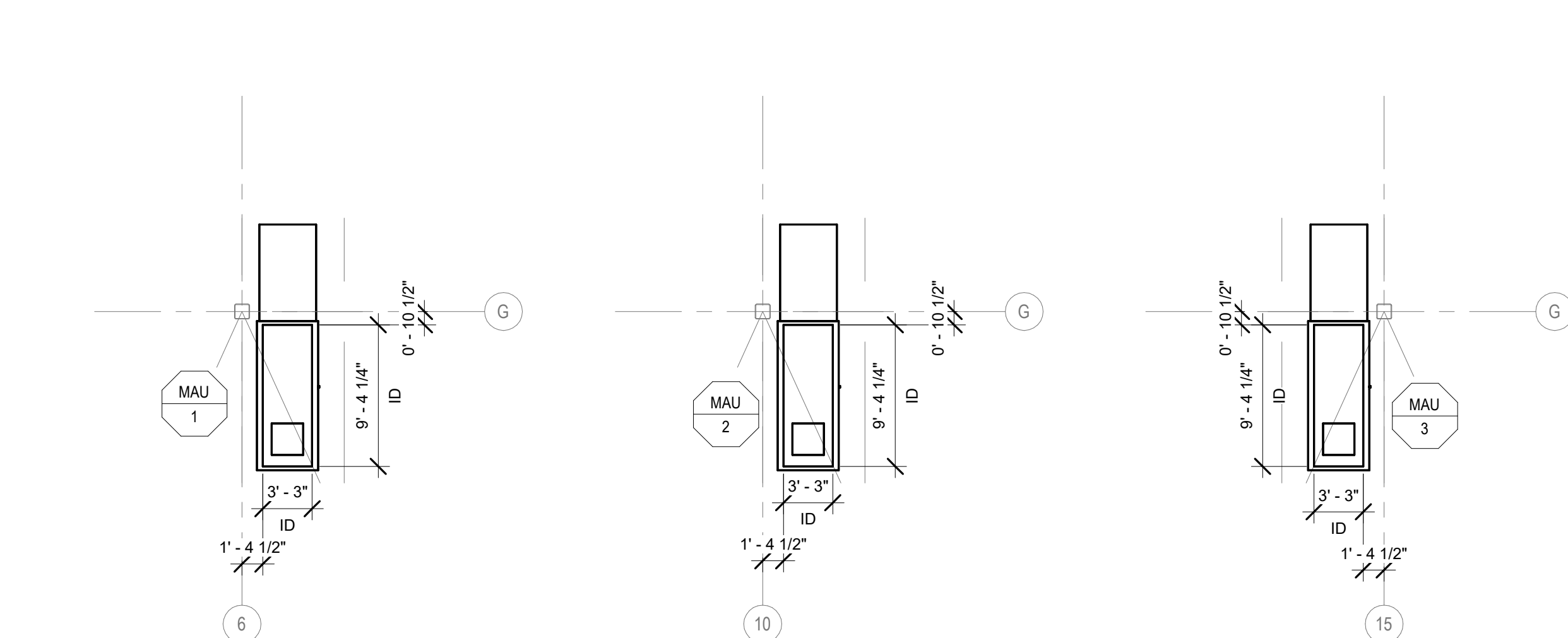


11840 Borman Dr.  
St. Louis, MO  
63146  
P: 636.229.8400  
F: 636.229.8416

Any reproduction or unauthorized use of  
this document or any part of this without  
the expressed consent of National Design  
Build Services Inc. is prohibited ©



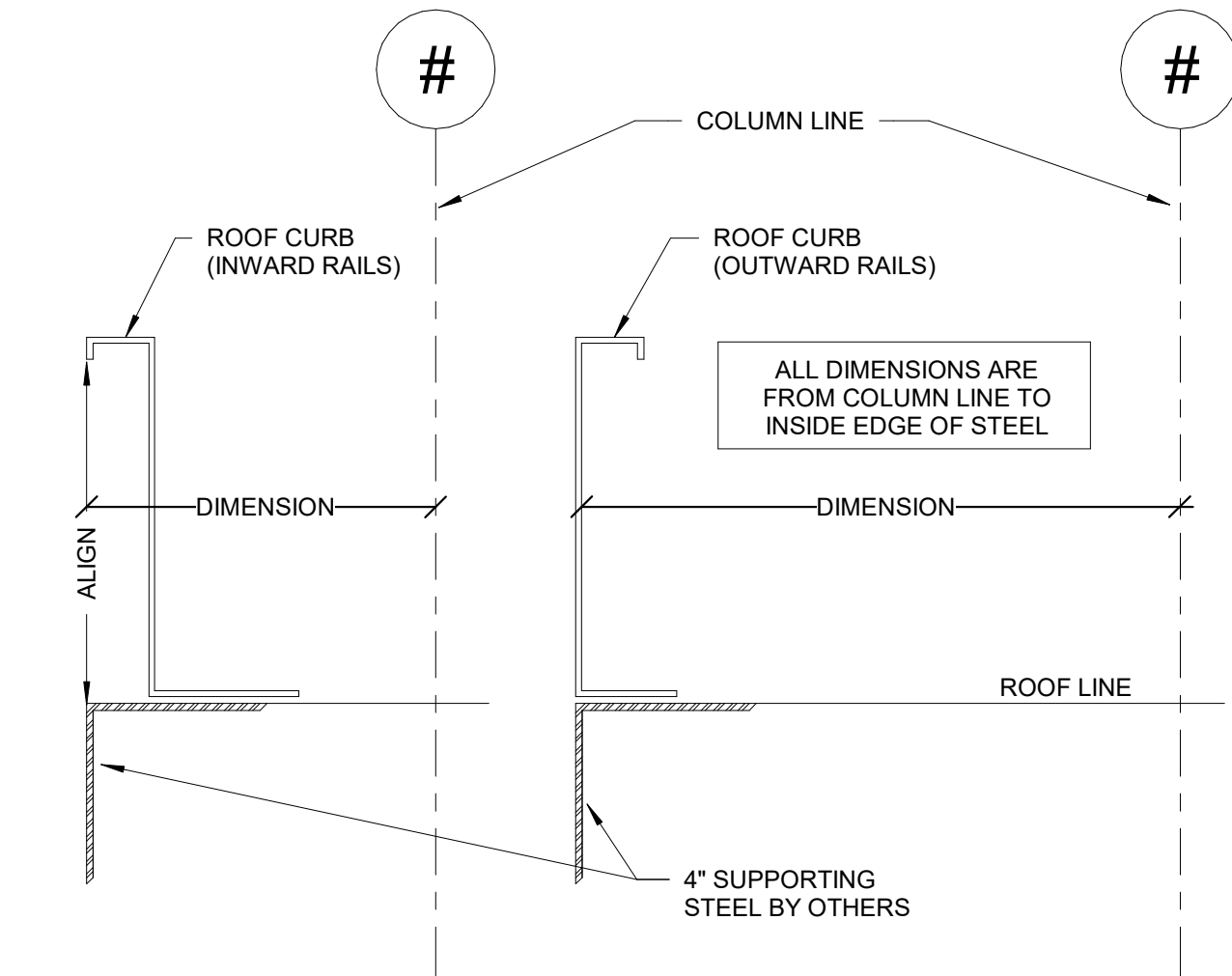
1. OVERALL ROOF PLAN  
1" = 40'-0"



2. ENLARGED FRAMING PLAN - MAU-1  
1/8" = 1'-0"

3. ENLARGED FRAMING PLAN - MAU-2  
1/8" = 1'-0"

4. ENLARGED FRAMING PLAN - MAU-3  
1/8" = 1'-0"



5. HVAC - ROOF CURB - DIMENSIONING DETAIL  
NTS