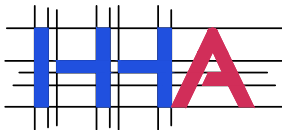


GENERAL NOTES:

1. SEE SITE CIVIL PLAN FOR LOCATION OF NEW POLES AND SERVICES.
2. PROVIDE ALL GROUNDING TO MEET UTILITY COMPANY STANDARDS.
3. COMMUNICATION LINES TO BE COORDINATED WITH PROVIDERS AND E911 CENTER. PULL WIRES INTO E911 AS NEEDED FOR CONNECTIONS.
4. POLLS SHALL BE 45' CLASS 2 POLES.
5. CABLE SHALL BE 15KV RATED, SHIELDED, 175 MILS EPR INSULATION HAVE A FULL CONCENTRIC NEUTRAL AND AN OVERALL SEMI-CONDUCTING POLYETHYLENE JACKET, WITH (3) EQUALLY SPACED EXTRUDED RED STRIPES. #2 AWG ALUMINUM. CABLE IS TO BE KERITE URD (SPS-HTK), OR OKONITE OKOGUARD URD-J, OR APPROVED EQUIVALENT.

HYMAN
HAYES
ASSOCIATES



800 Troy-Schenectady Road
Suite 103
Latham, NY, 12110
(518) 452-3470
www.hymanhayes.com

FELLENZER III
ENGINEERING LLP

www.fellp.com

22 Mulberry St., Suite 2A,
Middletown, NY 10940
t 845-343-1481 fx 855-320-8735

181 Church St., Suite 100,
Poughkeepsie, NY 12601
t 845-454-9704; fx 855-320-8735

PROJECT TITLE:

**ORANGE COUNTY MEDICAL
EXAMINER'S OFFICE**

FE PROJECT No:
20-335

SCALE:
N.T.S.

REF. DWG.:

DESIGNED BY:
MDF

DRAWN BY:
ZR

CHECKED BY:
MDF

SKETCH TITLE:

ELECTRICAL DIAGRAM

REF. DWG. TITLE:

SKETCH No:

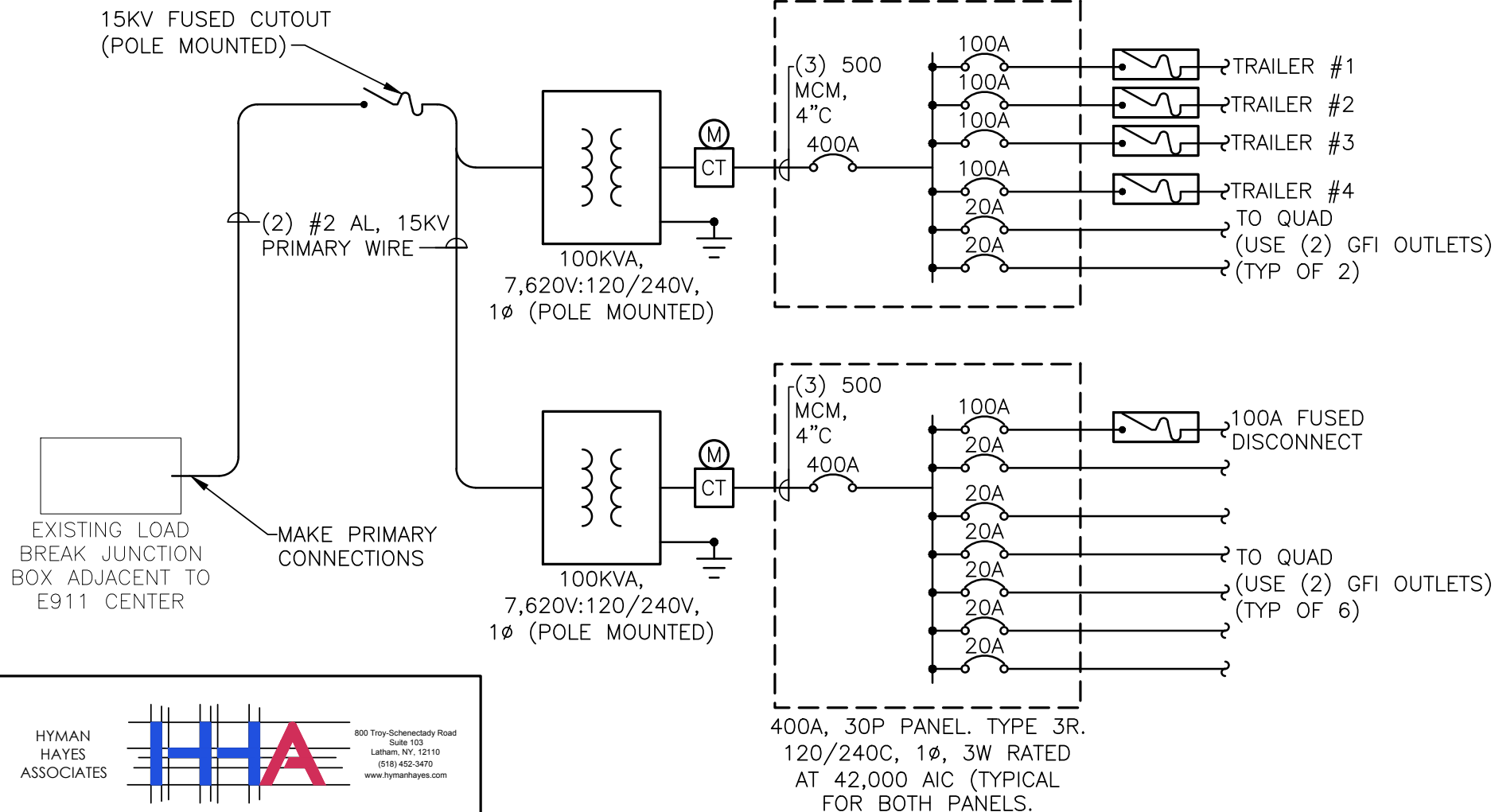
SK-1.0

ISSUE DATE:


12-21-22

GENERAL NOTES:

1. PROVIDE GROUNDING FROM NEW TRANSFORMERS AND PANELS AS INDEPENDENT SERVICES.
2. MOUNT PANEL, DISCONNECTS, AND OUTLETS ON 4'x8' $\frac{3}{4}$ " CDX PIECE OF PLYWOOD, WITH (2) 4"x4"x10' LONG TREATED SUPPORT. BURY COLUMNS TO 42". BOTTOM OF PLYWOOD TO BE 36" ABOVE GRADE.
3. ALL ELECTRICAL EQUIPMENT TO BE EXTERIOR TYPE 3R WITH PROPER COVER QUAD OUTLETS.
4. COORDINATE ALL FUSE SIZED WITH CONTRACTOR TRAILERS.
5. ALL PRIMARY TO BE INSTALLED PER O&R UTILITY STANDARDS, NESC, AND NEC. OBTAIN ELECTRICAL INSPECTOR APPROVAL.



HYMAN
HAYES
ASSOCIATES



800 Troy-Schenectady Road
Suite 103
Latham, NY, 12110
(518) 452-3470
www.hymanhayes.com

FELLENZER III
ENGINEERING LLP

www.fellp.com

22 Mulberry St., Suite 2A,
Middletown, NY 10940
t 845-343-1481 fx 855-320-8735

181 Church St., Suite 100,
Poughkeepsie, NY 12601
t 845-454-9704; fx 855-320-8735

PROJECT TITLE:

**ORANGE COUNTY MEDICAL
EXAMINER'S OFFICE**

FE PROJECT No:
20-335

SCALE:
N.T.S.

REF. DWG.:

--

DESIGNED BY:
MDF

DRAWN BY:
ZR

CHECKED BY:
MDF

SKETCH TITLE:

**TEMPORARY ELECTRICAL
ONE-LINE DIAGRAM**

REF. DWG. TITLE:

-- -- --

SKETCH No:

SK-1.1

ISSUE DATE:

12-21-22