SOUTH ORANGETOWN CENTRAL SCHOOL DISTRICT
PHASE 1: 2022 BOND
VOLUME 2
BID DOCUMENTS
SOUTH ORANGETOWN CSD
DISTRICT OFFICE ADDRESS 160 VAN WYCK RD.
BLAUVELT, NY 10913

WILLIAM O. SCHAEFER ELEMENTARY SED#: 50-03-01-06-0-012-019
COTTAGE LANE ELEMENTARY SED#: 50-03-01-06-0-010-022
TAPPAN ZEE HIGH SCHOOL SED#: 50-03-01-06-0-006-032
WILLIAM O. SCHAEFER SOUND & LOCKDOWN SED#: 50-03-01-06-0-012-020
COTTAGE LANE SOUND & LOCKDOWN SED#: 50-03-01-06-0-010-023
COTTAGE LANE LIBRARY SOUND & LOCKDOWN SED#: 50-03-01-06-8-023-002
WOS OUTDOOR CLASSROOM SED#: 50-03-01-06-7-053-001
CLE OUTDOOR CLASSROOM SED#: 50-03-01-06-7-054-001
SOMS OUTDOOR CLASSROOM SED#: 50-03-01-06-7-056-001
TZHS OUTDOOR CLASSROOM SED#: 50-03-01-06-7-055-001

OWNER
SOUTH ORANGETOWN CENTRAL SCHOOL DISTRICT
160 VAN WYCK RD.
BLAUVELT, NY 10913
T. 845.680.1000
www.socsd.org

ARCHITECT
CPL | Architecture Engineering Planning
50 Front Street
Suite 202,
Newburgh, NY 12550
T. 845.567.6700
CPLteam.com

SOUTH ORANGETOWN MIDDLE SCHOOL
160 VAN WYCK ROAD, BLAUVELT NY 10913

COTTAGE LANE ELEMENTARY SCHOOL
120 COTTAGE LANE, BLAUVELT NY 10913

TRUE NORTH

TAPPAN ZEE HIGH SCHOOL
15 DUTCH HILL ROAD, ORANGEBURG, NEW YORK 10962

WILLIAM O. SCHAEFER ELEMENTARY SCHOOL
140 LESTER DRIVE, TAPPAN, NEW YORK 10983

10/18/2023 11:53:40 AM <project location> REVIT PROJECT FILES ON BIM360

PROJECT ABBREVIATIONS

A	
AFF	ABOVE FINISHED FLOOR
AP	ACCESS PANEL
ACOUS	ACOUSTICAL
ACT	ACOUSTICAL CEILING TILE
AWP	ACOUSTICAL WALL PANEL
ADJ	ADJACENT
A/C	AIR CONDITIONING
ALT	ALTERNATE
ALUM	ALUMINUM
AB	ANCHOR BOLT
ANOD	ANODIZED
APPROX	APPROXIMATE
ARCH	ARCHITECT, ARCHITECTURAL
AD	AREA DRAIN
ACM	ASBESTOS CONTAINING MATERIAL
@	AT
AUTO	AUTOMATIC
B	
BP	BEARING PLATE
BM	BENCH MARK
BITUM	BITUMINOUS
BLK	BLOCK
BLKG	BLOCKING
BD	BOARD
BOT	BOTTOM
BRK	BRICK
BLDG	BUILDING
BN	BULLNOSE
C	
CAB	CABINET
CI	CAST IRON
CB	CATCH BASIN OR CHALK BOARD
CLG	CEILING
CLG HT	CEILING HEIGHT
CL	CENTER LINE
CER	CERAMIC
CIRC	CIRCUMFERENCE
CO	CLEAN OUT
CLR	CLEAR
COL	COLUMN
CONC	CONCRETE
CMU	CONCRETE MASONRY UNIT
CONST	CONSTRUCTION
CJT	CONSTRUCTION JOINT
CONT	CONTINUOUS
CONTR	CONTRACTOR
CJ	CONTROL JOINT

D	
DP	DAMP PROOFING
DEMO	DEMOLISH
DEPT	DEPARTMENT
DET,DTL	DETAIL
DIA	DIAMETER
DIM	DIMENSION
DISP	DISPENSER
DSP	DISPOSAL
DO	DITTO, REPEAT, SAME
DR	DOOR
DBL	DOUBLE
DN	DOWN
DS	DOWNSPOUT
DT	DRAIN TILE
DWR	DRAWER
DWG	DRAWING
DF	DRINKING FOUNTAIN
E	
EA	EACH
EF	EACH FACE
EW	EACH WAY
E	EAST
ELEC	ELECTRICAL
ELEV	ELEVATION
EL	ELEVATOR
EMER	EMERGENCY
ENCL	ENCLOSURE
ENTR	ENTRANCE
EQ	EQUAL
EQUIP	EQUIPMENT
EST	ESTIMATE(D)
EXHST	EXHAUST
EXIST	EXISTING
EXP	EXPANSION
EJ	EXPANSION JOINT
F	
FAB	FABRICATE
FT	FEET
FIG	FIGURE
FIN	FINISH
FF	FINISH FLOOR
FEC	FIRE EXTINGUISHER CABINET
FH	FIRE HOSE
FL,FLR	FLOOR
FD	FLOOR DRAIN
FTG	FOOTING
FND	FOUNDATION

FS	FULL SIZE
FUT	FUTURE
G	
GALV	GALVANIZED
G	GAS
GA	GAUGE
GEN	GENERAL
GC	GENERAL CONTRACTOR
GL	GLASS, GLAZING
GB	GRAB BAR
GR	GRADE, GRADING
GSF	GROSS SQUARE FOOT
GYP	GYPSUM
GYP BD	GYPSUM BD
GWB	GYPSUM WALL BOARD
H	
HDWR	HARDWARE
HDWD	HARDWOOD
HVAC	HEATING, VENTILATING & AIR CONDITIONING
HT, HGT	HEIGHT
HEX	HEXAGONAL
HWY	HIGHWAY
HM	HOLLOW METAL
HORZ	HORIZONTAL
HB	HOSE BIBB
HW	HOT WATER
HR	HOUR
I	
IN	INCH
INCL	INCLUDING
ID	INSIDE DIAMETER
INSUL	INSULATION
INT	INTERIOR
INTERM	INTERMEDIATE
INV	INVERT
J	
JAN	JANITOR
JS	JANITOR SINK
JT	JOINT
K	
KIT	KITCHEN
L	
LBL	LABEL
LAB	LABORATORY
LAM	LAMINATE(D)
LAV	LAVATORY
LYR	LAYER

LDR	LEADER
LH	LEFT HAND
LIB	LIBRARY
LT	LIGHT
LW	LIGHT WEIGHT
M	
MACH	MACHINE
MH	MAN HOLE
MHC	MAN HOLE COVER
MFR	MANUFACTURE
MFRR	MANUFACTURER
MAS	MASONRY
MO	MASONRY OPENING
MAT	MATERIALS
MAX	MAXIMUM
MECH	MECHANICAL
MET	METAL
MTL	METAL
M	METER
MEZZ	MEZZANINE
MIN	MINIMUM
MISC	MISCELLANEOUS
MR	MOISTURE RESISTANT
MTD	MOUNTED
N	
NAT	NATURAL
NRC	NOISE REDUCTION COEFFICIENT
NOM	NOMINAL
N	NORTH
NIC	NOT IN CONTRACT
NTS	NOT TO SCALE
NO, #	NUMBER
O	
OC	ON CENTER
OPNG	OPENING
OD	OUTSIDE DIAMETER
OH	OVERHEAD
P	
PT	PAINT(ED)
PR	PAIR
PTR	PAPER TOWEL RECEPTOR
PKG	PARKING
PART BD	PARTICLE BOARD
PART	PARTITION
PVMT	PAVEMENT
PL	PLATE
PLBG	PLUMBING
PLYWD	PLYWOOD

PVC	POLYVINYL CHLORIDE
PC CONC	PRECAST CONCRETE
PRE FAB	PREFABRICATED
PT	PRESSURE TREATED
PL	PROPERTY LINE
Q	
QTY	QUANTITY
R	
RAD	RADIUS
RECP	RECEPTACLE
RE:	REFER TO
REF	REFERENCE
REFR	REFRIGERATOR
REINF	REINFORCED(ING)
REQ'D	REQUIRED
REV	REVISED
RH	RIGHT HAND
R	RISER
RD	ROOF DRAIN
RM	ROOM
RO	ROUGH OPENING
S	
SAN	SANITARY
SCHED	SCHEDULE
SEC	SECOND
SECT	SECTION
SIM	SIMILAR
SSM	SOLID SURFACE MATERIAL
STC	SOUND TRANSMISSION COEFFICIENT
SPEC	SPECIFICATION
SQ	SQUARE
SS	STAINLESS STEEL
STD	STANDARD
STL	STEEL
STOR	STORAGE
SGFT	STRUCTURAL GLAZED FACING TILE
ST STL	STRUCTURAL STEEL
STRUCT	STRUCTURE, STRUCTURAL
SUSP	SUSPENDED
SAT	SUSPENDED ACOUSTICAL TILE
T	
TEL	TELEPHONE
TEMP	TEMPERATURE
THK	THICKNESS
TPD	TOILET PAPER DISPENSER
TOS	TOP OF SLAB/STEEL
TOW	TOP OF WALL

TYP	TYPICAL
U	
UNFIN	UNFINISHED
UNO	UNLESS NOTED OTHERWISE
U	URINAL
V	
VEN	VENEER
VIF	VERIFY IN FIELD
VEST	VESTIBULE
VOL	VOLUME
W	
WC	WATER CLOSET
WT	WEIGHT
WWF	WELDED WIRE FABRIC
WWM	WELDED WIRE MESH
W	WEST
WIND	WINDOW
W/	WITH
W/O	WITHOUT
WD	WOOD
Y	
YD	YARD

ARCHITECT CERTIFICATION

TO THE BEST OF MY KNOWLEDGE, INFORMATION AND BELIEF, THE PLANS AND SPECIFICATIONS ARE IN ACCORDANCE WITH APPLICABLE REQUIREMENTS OF THE BUILDING CODE OF NEW YORK STATE, THE ENERGY CONSERVATION CONSTRUCTION CODE OF NEW YORK STATE, NYSDOL INDUSTRIAL CODE RULE 56 AND THE CONSTRUCTION STANDARD OF THE NEW YORK STATE EDUCATION DEPARTMENT. NO ASBESTOS CONTAINING MATERIALS ARE SPECIFIED FOR USE IN NEW CONSTRUCTION.

First Name Last Name
Registered Architect

N.Y.S. Registration No.

Registration
Expiration Date

A — COLUMN CENTERLINE A		PARTITION TYPE 11 (1hr RATED) SEE PARTITION LEGEND		PROPERTY LINE	300 30" 12" 30" — CASEWORK TAG
3 A201 SIM — DETAIL #3 on SHEET A201		1 — REVISION NO. 1		FENCE	A — ACCESSORY TAG
1 A101 SIM — BUILDING SECTION (NO.) or WALL SECTION (LETTER) on SHEET A101		+ 100.75	EXISTING SPOT ELEVATION		W1 — WINDOW TAG (TYPE LETTER)
ROOM NUMBER 1000		+ 100.75	FINISHED SPOT ELEVATION		1i — EQUIPMENT SYMBOL (NUMBER)
3 A701 2 — INTERIOR ELEVATIONS # 2 and #3 on SHEET A501		100	EXISTING CONTOURS		BENCHMARKS: FLOOR ELEV., or OTHER VERTICAL ELEV.
3 A301 — EXTERIOR ELEVATIONS #3 on SHEET A301		100	FINISHED CONTOURS	A	KEYNOTE SYMBOL: DEMOLITION and NEW CONSTRUCTION
					1 A101 1/8" = 1'-0" — VIEW NAME

CPL | Architecture Engineering Planning
50 Front Street Suite 202,
Newburgh, NY 12550
CPLteam.com

SOUTH ORANGETOWN Central School District
Capital Improvements Bond
Essential Infrastructure for Student Health, Safety and Success

PROJECT INFORMATION

Project Number
14457.20

Client Name
SOUTH ORANGETOWN CENTRAL SCHOOL DISTRICT

Project Name
PHASE 1: 2022 BOND

District Office Address
160 VAN WYCK RD.
BLAUVELT, NY 10913

CERTIFICATE #018330
REGISTRATION EXPIRATION DATES:
Lauren Tarsio 09/30/26
Richard Waite 11/30/23
Larry Werts 12/31/24
Anthony Marchetti 05/31/24
Dave Hart 02/28/25
Jennifer Weingender 06/30/24

SOUTH ORANGETOWN CSD
- WILLIAM O. SCHAEFER ELEMENTARY SED#: 50-03-01-06-0-012-019
- COTTAGE LANE ELEMENTARY SED#: 50-03-01-06-0-010-022
- TAPPAN ZEE HIGH SCHOOL SED#:50-03-01-06-0-006-032
- WILLIAM O. SCHAEFER S&L SED#:50-03-01-06-0-012-020
- COTTAGE LANE S&L SED#: 50-03-01-06-0-010-023
- COTTAGE LANE LIBRARY S&L SED#: 50-03-01-06-8-023-002
- WOS OUTDOOR CLASSROOM SED#: 50-03-01-06-7-053-001
- SOMS OUTDOOR CLASSROOM SED#:50-03-01-06-7-056-001
- CLE OUTDOOR CLASSROOM SED#:50-03-01-06-7-054-001
- TZHS OUTDOOR CLASSROOM SED#:50-03-01-06-7-055-001

PROJECT ISSUE & REVISION SCHEDULE

No.	Date	Description

PROFESSIONAL STAMPS

NEW YORK STATE EDUCATION STATEMENT

IT IS A VIOLATION OF THE NEW YORK STATE EDUCATION LAW AND THE COMMISSIONER'S REGULATIONS FOR ANY PERSON, UNLESS ACTING UNDER THE DIRECTION OF A LICENSED ARCHITECT, ENGINEER OR LAND SURVEYOR, TO ALTER AN ITEM IN ANY WAY. IF AN ITEM BEARING THE SEAL OF AN ARCHITECT, ENGINEER OR LAND SURVEYOR IS ALTERED, THE ALTERING PARTY SHALL AFFIX TO THE ITEM THEIR SEAL AND THE NOTATION "ALTERED BY" FOLLOWED BY THEIR SIGNATURE AND THE DATE OF SUCH ALTERATION, AND A SPECIFIC DESCRIPTION OF THE ALTERATION.

SHEET INFORMATION

Issued	Scale
10/18/23	12" = 1'-0"
Project Status: BID DOCUMENTS	
Drawn By: LF	Checked By: LT

Drawing Title
COVER

Drawing Number
GEN
T001

HVAC SYMBOLS LIST

SYMBOL	DESCRIPTION
AAD	AUTOMATIC AIR DAMPER
ACC	AIR-COOLED CONDENSING UNIT
AD	ACCESS DOOR
AFF	ABOVE FINISHED FLOOR
AHU	AIR HANDLING UNIT
BBD	BOILER BLOW DOWN
BD	BACKDRAFT DAMPER
CA	COMPRESSED AIR
CD	COOLING COIL CONDENSATE DRAIN
CFM	CUBIC FEET PER MINUTE
CHWR	CHILLED WATER RETURN
CHWS	CHILLED WATER SUPPLY
CR	CONDENSER WATER RETURN
CS	CONDENSER WATER SUPPLY
CW	DOMESTIC COLD WATER
D	DRAIN
(E)	EXISTING
EA	EXHAUST AIR
EC	ELECTRICAL CONTRACTOR
EF	EXHAUST FAN
ERHC	ELECTRIC REHEAT COIL
ETR	EXISTING TO REMAIN
EUH	ELECTRIC UNIT HEATER
F&T	FLOAT AND THERMOSTATIC TRAP
FCU	FAN-COIL UNIT
FPM	FEET PER MINUTE
FT	FIN-TUBE
GC	GENERAL CONTRACTOR
GR	GLYCOL RETURN
GS	GLYCOL SUPPLY
HC	HVAC CONTRACTOR
HHWR	HEATING HOT WATER RETURN
HHWS	HEATING HOT WATER SUPPLY
HP	HEAT PUMP
HPC	HIGH PRESSURE CONDENSATE
HPS	HIGH PRESSURE STEAM
LF	LINEAR FOOTAGE OF FIN-TUBE RADIATION
LPC	LOW PRESSURE CONDENSATE
LPG	LIQUEFIED PROPANE GAS
LPS	LOW PRESSURE STEAM
MBH	1,000 BTU/HR
MC	MECHANICAL CONTRACTOR
MPC	MEDIUM PRESSURE CONDENSATE
MPS	MEDIUM PRESSURE STEAM
MRD	MONOFLO FITTING DOWN – HHWR
MSD	MONOFLO FITTING DOWN – HHWS
MUW	MAKE-UP WATER
NC	NORMALLY CLOSED
NG	NATURAL GAS
NO	NORMALLY OPEN
NTS	NOT TO SCALE
OA	OUTSIDE AIR
PC	PLUMBING CONTRACTOR
PD	PUMP DISCHARGE
PHWR	PRIMARY HEATING HOT WATER RETURN
PHWS	PRIMARY HEATING HOT WATER SUPPLY
RA	RETURN AIR
RD	REFRIGERANT DISCHARGE
RHC	HOT WATER REHEAT COIL
RLL	REFRIGERANT LIQUID PIPE
RSL	REFRIGERANT SUCTION PIPE
RTU	ROOFTOP UNIT
RV	ROOF VENT
SA	SUPPLY AIR
SHWR	SECONDARY HEATING HOT WATER RETURN
SHWS	SECONDARY HEATING HOT WATER SUPPLY
SSI	SPLIT SYSTEM INDOOR SECTION (EVAPORATOR SECTION)
SSO	SPLIT SYSTEM OUTDOOR SECTION (CONDENSING UNIT)
TC	TEMPERATURE CONTROLS CONTRACTOR
UH	UNIT HEATER
UV	UNIT VENTILATOR
V	VENT
WAHP	WATER-TO-AIR HEAT PUMP
WWHP	WATER-TO-WATER HEAT PUMP

SYMBOL	DESCRIPTION
	CONNECTION - TOP
	CONNECTION - BOTTOM
	DIRECTION OF FLOW
	REDUCER
	CAP OR PLUG
	ELBOW DOWN
	ELBOW UP
	TEE OUTLET - UP
	TEE OUTLET - DOWN
	UNION
	GATE VALVE
	BALL VALVE
	BALANCING VALVE
	STRAINER
	STRAINER WITH BLOW-DOWN
	BUTTERFLY VALVE
	BUTTERFLY CONTROL VALVE, PNEUMATIC 2-WAY
	BUTTERFLY CONTROL VALVE, ELECTRIC ACTUATOR
	GLOBE VALVE
	CHECK VALVE
	TRIPLE DUTY VALVE
	GAS COCK, PLUG VALVE
	UNDERCUT DOOR 1"
	LOUVERED DOOR W/ SQ. FT. OF FREE AREA
	AIR VENT - MANUAL
	AIR VENT - AUTOMATIC
	FLANGE
	CONTROL/SOLENOID VALVE, ELECTRIC 2-WAY
	CONTROL VALVE, ELECTRIC 3-WAY
	CONTROL VALVE, PNEUMATIC 2-WAY
	CONTROL VALVE, PNEUMATIC 3-WAY
	RELIEF / SAFETY VALVE
	PRESSURE REDUCING VALVE
	VACUUM BREAKER
	FLEXIBLE PIPE CONNECTOR
	EXPANSION COMPENSATOR W/ GUIDES
	EXPANSION JOINT
	PIPE ANCHOR
	PIPE GUIDE
	THERMOSTATIC TRAP
	FLOAT & THERMOSTATIC TRAP
	BUCKET TRAP
	THERMODYNAMIC TRAP
	THERMOMETER
	WELL
	PRESSURE GAUGE
	STEAM PRESSURE GAUGE WITH 1/4" NEEDLE VALVE
	PRESSURE GAUGE WITH 1/4" NEEDLE VALVE
	PNEUMATIC (CONTROL) TUBING
	BUTTERFLY VALVE WITH PNEUMATIC AND MANUAL OPERATORS
	PIPING
	PIPING BELOW GRADE
	BASE MOUNTED PUMP
	IN-LINE PUMP
	AIR TERMINAL UNIT WITH REHEAT COIL AND SOUND ATTENUATOR
	AIR TERMINAL UNIT WITH SOUND ATTENUATOR
	AIR TERMINAL UNIT WITH REHEAT COIL
	AIR TERMINAL UNIT
W/W ENCL.	WALL TO WALL FIN TUBE ENCLOSURE

SYMBOL	DESCRIPTION
(DBL)	DOUBLE WALL LINED DUCT
20/10	DUCT SECTION - SUPPLY
20/10	DUCT SECTION - RETURN/EXHAUST
Ø"	DUCT SECTION - ROUND DUCT IN INCHES
AXB F/O	DUCT SECTION - FLAT OVAL DUCT IN INCHES
	ACOUSTIC THERMAL LINING
	FLEXIBLE DUCTWORK
FC	FLEXIBLE CONNECTION
	FIRE DAMPER
	SMOKE DAMPER
	COMBINATION FIRE AND SMOKE DAMPER
VD	VOLUME DAMPER
	DAMPER CONTROL, PARALLEL BLADE
	DAMPER CONTROL, OPPOSED BLADE
AAD	AUTOMATIC AIR DAMPER
BDD	BACK DRAFT DAMPER
BG	BLAST GATE
20/10, 12X10, 12X10, 10/20	AIR DUCT (FIRST FIGURE IS DUCT WIDTH/TOP, SECOND FIGURE IS DUCT DEPTH)
	MULTI-BLADE AIR EXTRACTOR
	TURNING VANES
	EXISTING WORK TO BE REMOVED (HATCHED)
P	POINT OF CONNECTION
B	POINT OF DISCONNECTION
	AIR FLOW SENSOR
	FILTER
	TRANSITION SQUARE TO ROUND
	HUMIDIFIER DISPERSION TUBE
RISE, R	RISE IN DUCT
DROP, D	DROP IN DUCT
	SQUARE CEILING DIFFUSER (4 WAY)
	ROUND CEILING DIFFUSER
	SQUARE OR RECTANGULAR CEILING GRILLE
	SUPPLY REGISTER, RETURN OR EXHAUST GRILLE
1-WAY, 2-WAY, 3-WAY	SUPPLY DIFFUSER, 1-WAY, 2-WAY, 3-WAY
8"Ø, D-3, 300 CFM	CEILING DIFFUSER WITH NECK SIZE, TYPE, & CFM
10"x10", G-3, 300 CFM	CEILING RETURN OR EXHAUST GRILLE WITH SIZE, TYPE, & CFM
10"x8", R-2, 300 CFM	SUPPLY REGISTER WITH SIZE, TYPE, & CFM
10"x8", G-2, 300 CFM	RETURN OR EXHAUST GRILLE WITH SIZE, TYPE, & CFM
	AIR FLOW
L1	ACOUSTIC/THERMAL DUCTWORK LINING - 1 INCH THICK
L2	ACOUSTIC/THERMAL DUCTWORK LINING - 2 INCH THICK
PL1	ACOUSTIC/THERMAL DUCTWORK PLENUM LINING - 1 INCH THICK
PL2	ACOUSTIC/THERMAL DUCTWORK PLENUM LINING - 2 INCH THICK

SYMBOL	DESCRIPTION
24X12, 12X10, VD	SUPPLY / RETURN / EXHAUST AIR TAKEOFFS (1-1/2 TIMES BRANCH SIZE; 24X12; 12X10; VD)
24X12, 8"Ø, VD	SUPPLY / RETURN / EXHAUST AIR TAKEOFFS (1-1/2 TIMES BRANCH SIZE; 24X12; 8"Ø; VD)
14"Ø, 10"Ø, VD	SUPPLY AIR TAKEOFFS (CONICAL TEE; 14"Ø; 10"Ø; VD)
14"Ø, 10"Ø, VD	SUPPLY AIR TAKEOFFS (LATERAL; 14"Ø; 10"Ø; VD)
24X12, 6X12, 12X10, 18X12, 20X12	SUPPLY AIR TAKEOFFS (24X12; 18X12; 12X10; 6X12; 20X12)
24X12, 12X10, VD	SUPPLY/RETURN EXHAUST AIR TAKEOFFS W/ REGISTER/GRILLE/ DIFFUSER (12X10; 24X12; VD)
VD	SUPPLY/RETURN EXHAUST AIR END OF MAIN BRANCH TAKEOFFS (VD)
VD	SUPPLY/RETURN EXHAUST AIR END OF MAIN BRANCH TAKEOFFS (VD)
	LONG RADIUS 90° ELBOW R/W=1.5 (W; R)
	LONG RADIUS 45° ELBOW R/W=1.5 (W; R)
	90° ELBOW WITH TURNING VANES
18X16, 18X8	90 VERTICAL SPLIT OFF (PLAN VIEW) (18X8; 18X16; 18X8)
20X10, 20X10	DUCT TURNING UP OR DOWN (20X10)
U, MAX, MIN	AIR TERMINAL UNIT-DUCTWORK U - UNIT TYPE MAX = MAXIMUM CFM MIN = MINIMUM CFM
U, GPM, MAX	AIR TERMINAL UNIT-DUCTWORK U - UNIT TYPE GPM = GALLONS PER MIN MAX = MAXIMUM GPM
U, MAX, MIN, FAN	FAN POWERED AIR TERMINAL UNIT U - UNIT TYPE MAX = PRIMARY MAX CFM MIN = PRIMARY MIN CFM FAN = FAN CFM
TYPE, COIL SIZE, CLNG GPM, HTNG GPM	TYPE = VALANCE TYPE COIL SIZE = COIL LENGTH CLNG GPM = COOLING GPM HTNG GPM = HEATING GPM
X, XX	X = DIFFUSER OR GRILL TYPE XX = AIR FLOW VALUE (CFM)

SYMBOL	DESCRIPTION
	ELECTRIC/PNEUMATIC SWITCH OR RELAY
	PNEUMATIC/ELECTRIC SWITCH OR RELAY
CT	CURRENT TRANSDUCER
	OPEN/CLOSED
	START/STOP
	ENABLE/DISABLE
	TEMPERATURE SENSOR (DUCT OR PIPE MOUNTED)
	HUMIDITY SENSOR (DUCT MOUNTED)
	FLOW TRANSMITTER
	PRESSURE TRANSMITTER
	DIFFERENTIAL PRESSURE TRANSMITTER
	ELECTRIC/PNEUMATIC TRANSDUCER
	ELECTRIC/ELECTRONIC TRANSDUCER
	DUCT SMOKE DETECTOR
T	SPACE THERMOSTAT
	SPACE TEMPERATURE SENSOR
CO2	SPACE CARBON DIOXIDE SENSOR
CH4	SPACE NATURAL GAS SENSOR
CO	SPACE CARBON MONOXIDE SENSOR
G	SPACE SENSOR WITH GUARD
H	SPACE HUMIDISTAT
FS	WATER FLOW SENSOR
	PNEUMATIC ACTUATOR
	ELECTRIC ACTUATOR
VSD, VFD	VARIABLE SPEED / FREQUENCY DRIVE
	COOLING COIL
	HEATING COIL
	GAS FURNACE
H	HUMIDIFIER
A	ALARM
S	STATUS
FS	FLOW SWITCH
ΔP	DIFFERENTIAL STATIC PRESSURE SWITCH
R	RELAY
	PRESSURE GAUGE
FZ	FREEZE-STAT
DI	DIGITAL INPUT (TO BUILDING MANAGEMENT SYSTEM)
DO	DIGITAL OUTPUT (FROM BUILDING MANAGEMENT SYSTEM)
AO	ANALOG OUTPUT (FROM BUILDING MANAGEMENT SYSTEM)
AI	ANALOG INPUT (TO BUILDING MANAGEMENT SYSTEM)
	ELECTRICAL INTERFACE
SF	SPEED FEED BACK
ES	END SWITCH
PF	POSITION FEEDBACK
	TRAVERSE AVERAGING SENSOR
	PROBE SENSOR
	FREEZE STAT SENSOR

SYMBOLS GENERAL NOTES:

1. VALVE AND DAMPER ACTUATOR TYPES (ELECTRIC OR PNEUMATIC) WHICH ARE INDICATED IN HVAC TEMPERATURE CONTROL DRAWINGS SHALL SUPERSEDE TYPE INDICATED ON ALL OTHER HVAC DRAWINGS.

HVAC CONTRACTOR GENERAL NOTES:

A. IT IS THE RESPONSIBILITY OF THE CONTRACTOR TO FIELD VERIFY EXISTING CONDITIONS WITHIN THE BUILDING PRIOR TO COMMENCEMENT OF ALL DEMOLITION AND NEW WORK.

B. IT IS THE RESPONSIBILITY OF THE CONTRACTOR TO REMOVE AND REPLACE EXISTING CEILINGS, UNLESS OTHERWISE NOTED ON THE ARCHITECTURAL DRAWINGS, FOR PERFORMING DEMOLITION OR NEW WORK WITHIN THE BUILDING. THE EXISTING CEILINGS SHALL BE REMOVED IN A MANNER TO AVOID DAMAGE TO THE CEILING SYSTEMS. STORAGE OF CEILING SYSTEM COMPONENTS FOR REINSTALLATION IS THE RESPONSIBILITY OF THE CONTRACTOR. THE STORAGE OF ALL MATERIAL SHALL BE IN AREAS OR LOCATIONS APPROVED BY THE OWNER. THE OWNER WILL NOT COMPENSATE FOR ANY DAMAGED OR LOST MATERIAL WHILE IN STORAGE. AFTER COMPLETION OF ALL DEMOLITION OR NEW WORK, THE CONTRACTOR SHALL REINSTALL THE CEILING SYSTEMS TO MATCH THE ORIGINAL INSTALLATION.

C. DEMOLITION DRAWINGS SHOW MAJOR EQUIPMENT, PIPING, AND DUCTWORK REMOVALS. THE INTENT IS NOT TO IDENTIFY ALL MISCELLANEOUS PIPING, PIPING ACCESSORIES, DUCTWORK, DUCTWORK ACCESSORIES, SUPPORTS, CONTROLS, CONTROL ACCESSORIES, CONTROL WIRING, CONDUIT, AND PNEUMATIC CONTROL TUBING TO BE DISCONNECTED AND REMOVED, BUT IS THE REQUIREMENT UNDER THIS CONTRACT. NO EQUIPMENT, PIPING, OR DUCTWORK SHALL BE ABANDONED IN PLACE, UNLESS OTHERWISE NOTED ON THE DRAWINGS.

D. ALL EQUIPMENT INDICATED TO BE TURNED OVER TO THE OWNER SHALL BE DISCONNECTED AND REMOVED FROM THE EXISTING SYSTEMS AND DELIVERED (INCLUDING LOADING AND UNLOADING) TO A STORAGE AREA WITHIN THE BUILDING AS SELECTED BY THE OWNER. IT WILL BE THE RESPONSIBILITY OF THE CONTRACTOR TO REPAIR ANY EQUIPMENT DAMAGED DURING REMOVAL AND DELIVERY. ANY DAMAGE TO EQUIPMENT PRIOR TO DISCONNECTING SHOULD BE REPORTED TO THE OWNER'S REPRESENTATIVE. IF NOT REPORTED, THE CONTRACTOR TAKES FULL RESPONSIBILITY FOR REPAIRS TO THE EQUIPMENT.

E. BEFORE DISCONNECTING, REMOVING, OR SERVICING ANY AIR CONDITIONING EQUIPMENT OR SYSTEMS CONTAINING REFRIGERANTS, THE EQUIPMENT OR SYSTEMS SHALL BE EVACUATED OF ALL REFRIGERANT PER THE LATEST ADOPTED RULES AND REGULATIONS BY THE UNITED STATES ENVIRONMENTAL PROTECTION AGENCY (EPA). THE CONTRACTOR OR TECHNICIAN PERFORMING THE WORK SHALL BE CERTIFIED BY AN EPA APPROVED CERTIFYING AGENCY OR ORGANIZATION.

F. ALL DUCTWORK, PIPING, AND CONDUIT PENETRATIONS THROUGH RATED WALLS OR FLOORS SHALL BE PROVIDED WITH FIRE/SMOKE STOPPINGS PER SPECIFICATION. REFER TO CODE ANALYSIS DRAWING FOR ALL RATED WALL LOCATIONS. ALL FLOORS SHALL BE CONSIDERED RATED.

G. UNLESS SHOWN ON THE ARCHITECTURAL DRAWINGS, IT IS THE RESPONSIBILITY OF THIS CONTRACT TO PATCH AND FINISH ALL EXISTING DUCTWORK OR PIPE PENETRATIONS THROUGH FLOORS, ROOFS, INTERIOR WALLS, AND EXTERIOR WALLS AFTER DEMOLITION WORK. IN ADDITION, ALL NEW PENETRATIONS SHALL BE PROVIDED FOR INSTALLATION OF MECHANICAL SYSTEMS INCLUDING, BUT NOT LIMITED TO, EQUIPMENT, CURBING, DUCTWORK, PIPING, CONTROLS, ETC. PATCHING AND FINISHING SHALL MATCH EXISTING CONSTRUCTION INCLUDING FIRE RATINGS. PROVIDE LINTELS PER LINTEL SCHEDULE.

H. IT IS NOT THE INTENT OF THE DRAWINGS TO SHOW ALL AIR VENTS AND DRAINS IN THE PIPING SYSTEMS. IT IS THE RESPONSIBILITY OF THE CONTRACTOR TO PROVIDE AIR VENTS AT ALL SYSTEM HIGH POINTS AND AT AREAS WITHIN THE PIPING SYSTEMS THAT COULD ACCUMULATE OR TRAP AIR WHICH WOULD PREVENT PROPER VENTING OR OPERATION OF THE SYSTEMS. DRAINS SHALL BE PROVIDED AT ALL LOW POINTS WITHIN THE PIPING SYSTEM TO FACILITATE COMPLETE DRAINING OF THE SYSTEM .

I. PROVIDE THERMAL EXPANSION COMPENSATORS AND THERMAL EXPANSION LOOPS IN PIPING SYSTEM PER INDUSTRY STANDARDS.

CPL | Architecture Engineering Planning
50 Front Street Suite 202,
Newburgh, NY 12550
CPLteam.com

SOUTH ORANGETOWN Central School District
Capital Improvements Bond
Essential Infrastructure for Student Health, Safety and Success

PROJECT INFORMATION

Project Number
14457.20

Client Name
SOUTH ORANGETOWN CENTRAL SCHOOL DISTRICT

Project Name
PHASE 1: 2022 BOND

District Office Address
160 VAN WYCK RD, BLAUVELT, NY 10913

SOUTH ORANGETOWN CSD
- WILLIAM O. SCHAEFER SED#:50-03-01-06-0-012-019
- COTTAGE LANE ELEMENTARY SED#:50-03-01-06-0-010-022
- TAPPAN ZEE HIGH SCHOOL SED#:50-03-01-06-0-006-032
- WILLIAM O. SCHAEFER S&L SED#: 50-03-01-06-0-012-020
- COTTAGE LANE S&L SED#: 50-03-01-06-0-010-023
- COTTAGE LANE LIBRARY S&L SED#: 50-03-01-06-8-023-002
- WOS OUTDOOR CLASSROOM SED#: 50-03-01-06-7-053-001
- SOMS OUTDOOR CLASSROOM SED#: 50-03-01-06-7-056-001
- CLE OUTDOOR CLASSROOM SED#: 50-03-01-06-7-054-001
- TDHS OUTDOOR CLASSROOM SED#: 50-03-01-06-7-055-001

PROJECT ISSUE & REVISION SCHEDULE

No.	Date	Description

PROFESSIONAL STAMPS

NEW YORK STATE EDUCATION STATEMENT

IT IS A VIOLATION OF THE NEW YORK STATE EDUCATION LAW AND THE COMMISSIONER'S REGULATIONS FOR ANY PERSON, UNLESS ACTING UNDER THE DIRECTION OF A LICENSED ARCHITECT, ENGINEER OR LAND SURVEYOR, TO ALTER AN ITEM IN ANY WAY. IF AN ITEM BEARING THE SEAL OF AN ARCHITECT, ENGINEER OR LAND SURVEYOR IS ALTERED, THE ALTERING PARTY SHALL AFFIX TO THE ITEM THEIR SEAL AND THE NOTATION "ALTERED BY" FOLLOWED BY THEIR SIGNATURE AND THE DATE OF SUCH ALTERATION, AND A SPECIFIC DESCRIPTION OF THE ALTERATION.

SHEET INFORMATION

Issued	Scale
10/18/2023	NOT TO SCALE

Project Status
BID DOCUMENT

Drawn By	Checked By
KCM	JJM

Drawing Title
HVAC SYMBOLS LEGEND AND CONTRACTOR NOTES

Drawing Number
GEN
H000

10/18/2023 8:50:15 AM <project location> REVIT PROJECT FILES ON BIM360

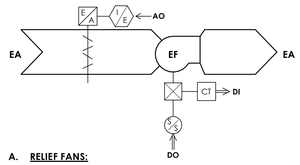

A. RELIEF FANS:

1. OCCUPIED MODE:
   a. ENABLE FAN AND OPEN DAMPER WHEN ASSOCIATED UNIT VENTILATOR IS ON.
   b. ENABLE FAN AT MINIMUM SCHEDULED AIRFLOW UNLESS ANY OF THE ASSOCIATED UNIT VENTILATORS ARE IN ECONOMIZER MODE.
   c. WHEN THE ASSOCIATED UNIT VENTILATORS ARE IN ECONOMIZER MODE, MODULATE FAN BEYOND IT'S MINIMUM SCHEDULED AIR FLOW BASED ON THE AVERAGE OUTDOOR AIR DAMPER POSITION OF THE ASSOCIATED UNITS.
   1) UN-OCCUPIED MODE:
      a. DISABLE FAN, CLOSE DAMPER.

2) ALARMS
   a. FAN FAILS TO RUN AFTER 30 SECONDS OF BEING COMMANDED ON.
   b. FAN FAILS TO STOP AFTER 30 SECONDS OF BEING COMMANDED OFF.

1 H500 RELIEF FAN CONTROLS

NOT TO SCALE

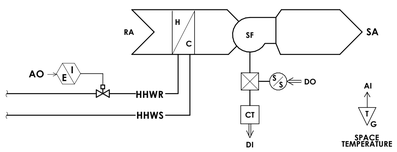

A. HYDRONIC UNIT HEATERS:
1. MODULATE THE CONTROL VALVE AS NECESSARY TO MAINTAIN SPACE TEMPERATURE HEATING SET POINT.
2. ALARMS
   a. SPACE TEMPERATURE HIGH/LOW LIMITS.

2 H500 UNIT HEATER CONTROLS SCHEMATIC

NOT TO SCALE

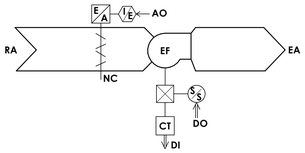

A. EXHAUST FANS:
   a. OCCUPIED MODE: OPEN DAMPER AND ENABLE FAN AFTER 15-SECOND DELAY.
   b. UNOCCUPIED MODE: DISABLE FAN AND MODULATE DAMPER TO FULL CLOSED POSITION AFTER 15-SECOND DELAY.
2. ALARMS
   a. FAN FAILS TO RUN AFTER 30 SECONDS OF BEING COMMANDED ON.
   b. FAN FAILS TO STOP AFTER 30 SECONDS OF BEING COMMANDED OFF.

3 H500 TOILET EXHAUST CONTROLS DIAGRAM

SCALE: NOT TO SCALE

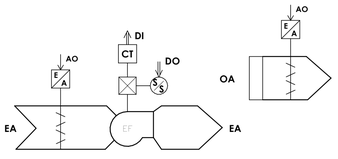

A. EXHAUST FANS:
   a. OCCUPIED MODE: OPEN DAMPER AND ENABLE FAN AFTER 15-SECOND DELAY.
   b. UNOCCUPIED MODE: DISABLE FAN AND MODULATE DAMPER TO FULL CLOSED POSITION AFTER 15-SECOND DELAY.
2. ALARMS
   a. FAN FAILS TO RUN AFTER 30 SECONDS OF BEING COMMANDED ON.
   b. FAN FAILS TO STOP AFTER 30 SECONDS OF BEING COMMANDED OFF.

4 H500 HOOD EXHAUST FAN CONTROLS DIAGRAM EF-1

NOT TO SCALE

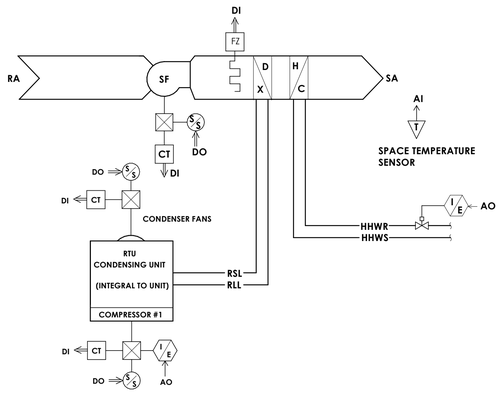

A. HYDRONIC FAN COIL UNIT:
1. ASSIGN EACH FAN COIL UNIT A STAGGER START NUMBER TO KEEP TOO MANY UNITS FROM STARTING AT THE SAME TIME. IN EFFECT, THIS FLATTENS LOAD PEAKS.
2. WARM-UP MODE CONTROL:
   a. OPTIMUM START DURATION SHALL BE DETERMINED BASED ON OUTSIDE AIR TEMPERATURE.
   b. DURING THE OPTIMUM START PERIOD, THE HEATING SET-POINT WILL BE LINEARLY RAMPED UP FROM UNOCCUPIED HEATING SET-POINT TO OCCUPIED HEATING SET-POINT.
   c. WHEN THE HEATING SET-POINT CROSSES ABOVE THE SPACE TEMPERATURE, THE SUPPLY FAN WILL BE COMMANDED ON. THE MIXING DAMPERS SHALL REMAIN IN THE FULL RETURN AIR POSITION AND THE HEATING VALVE WILL MODULATE TO MAINTAIN HEATING SET-POINT.
3. COOL-DOWN MODE CONTROL:
   a. OPTIMUM START DURATION SHALL BE DETERMINED BASED ON OUTSIDE AIR TEMPERATURE.
   b. DURING THE OPTIMUM START PERIOD, THE COOLING SET-POINT WILL BE LINEARLY RAMPED DOWN FROM UNOCCUPIED COOLING SET-POINT TO OCCUPIED COOLING SET-POINT.
   c. WHEN THE COOLING SET-POINT CROSSES BELOW THE SPACE TEMPERATURE, THE SUPPLY FAN WILL BE COMMANDED ON. THE MIXING DAMPERS SHALL MODULATE TO THE FULL RETURN AIR POSITION AND THE CONDENSING UNIT SHALL MODULATE TO MAINTAIN THE SPACE COOLING SET-POINT.
4. OCCUPIED MODE:
   a. SUPPLY FAN:
      1) ENABLE CONTINUOUSLY.
   b. MIXED AIR DAMPER:
      1) OPEN TO MAINTAIN OUTSIDE AIR QUANTITY AS SCHEDULED, OUTSIDE AIR DAMPER SHALL NEVER BE POSITIONED BELOW THIS MINIMUM EXCEPT IN CASE OF EMERGENCY.
   c. OCCUPIED HEATING MODE (OAT IS ABOVE 55°F AND SPACE TEMPERATURE BELOW SET POINT)
      1) MODULATE HHW COIL CONTROL VALVE TO MAINTAIN SPACE TEMPERATURE SET POINT AND MINIMUM DISCHARGE AIR SET POINT.
         a) MINIMUM LEAVING AIR TEMPERATURE RESET SCHEDULE:
            65 DEGREE LAT AT 0 DEGREE OAT.
            55 DEGREE LAT AT 55 DEGREE OAT.
      2) MODULATE THE CONDENSING UNIT TO THE OFF POSITION.
   d. OCCUPIED COOLING MODE (OAT IS ABOVE 60°F AND SPACE TEMPERATURE IS ABOVE SET POINT)
      1) MODULATE THE HHW COIL CONTROL VALVE TO THE FULL CLOSED POSITION.
      2) MODULATE THE CONDENSING UNIT TO MAINTAIN THE SPACE TEMPERATURE SETPOINT.
5. UNOCCUPIED MODE:
   a. SUPPLY FAN:
      START (2°F BELOW HEATING SET POINT) AND STOP (1°F ABOVE HEATING SET POINT) TO MAINTAIN SPACE TEMPERATURE SET POINT.
   b. MIXED AIR DAMPER:
      FULLY RETURN AIR POSITION.
   c. HOT WATER COIL CONTROL VALVE:
      SAME AS OCCUPIED MODE.
   d. CONDENSING UNIT
      • MODULATE TO FULL CLOSED POSITION UNLESS NIGHT COOLING IS REQUIRED. WHEN NIGHT COOLING IS REQUIRED, MODULATE TO MAINTAIN SPACE TEMPERATURE SET POINT.
6. ALARMS - PROVIDE AN ALARM FOR EACH OF THE FOLLOWING:
   a. FAN FAILS TO RUN AFTER 30 SECONDS OF BEING COMMANDED ON.
   b. FAN FAILS TO STOP AFTER 30 SECONDS OF BEING COMMANDED OFF.
   c. SOFTWARE SAFETY TRIP.
   d. SOFTWARE SAFETY LOCKOUT (4 SAFETY TRIPS IN 3 HOURS).
   e. LOW OR HIGH DISCHARGE AIR TEMPERATURES.
   f. LOW OR HIGH SPACE TEMPS.

5 H500 FAN COIL TYPICAL CONTROLS DIAGRAM

SCALE: NOT TO SCALE

A. UNIT VENTILATORS WITH COOLING:
1. ASSOCIATED EQUIPMENT IS FIN-TUBE RADIATION WHERE INDICATED ON PLANS.
2. UNIT VENTILATOR SHALL OPERATE IN OCCUPIED/UNOCCUPIED MODES AS DETERMINED BY THE DDC BUILDING TIME CLOCK SYSTEM AND BY OCCUPANCY SENSOR.
3. ASSIGN EACH UNIT VENTILATOR A STAGGER START NUMBER TO KEEP TOO MANY UNITS FROM STARTING AT THE SAME TIME. IN EFFECT, THIS FLATTENS LOAD PEAKS.
4. OCCUPIED HEATING SET-POINT, UNOCCUPIED HEATING SET-POINT, UNOCCUPIED COOLING SET-POINT AND PURGE ENABLE/DISABLE SHALL BE GLOBAL AND FULLY ADJUSTABLE FROM ANY INTERFACE.
5. OUTSIDE AIR IS ADMITTED TO MEET VENTILATION AND COOLING REQUIREMENTS AS OUTLINED IN THE INDIVIDUAL UNIT SEQUENCES. MECHANICAL COOLING, IF EQUIPPED IS UTILIZED AS OUTLINED IN THE INDIVIDUAL UNIT SEQUENCES.
6. EACH UNIT VENTILATOR SHALL HAVE A SOFTWARE HOA FOR CONTROL OF THE SUPPLY FAN.
7. WIRE THE SUPPLY FAN NORMALLY OPEN AT THE CONTROL RELAY AND FAIL OFF.
8. CONTROL CYCLE TO FOLLOW ASHRAE CYCLE II STANDARD.
9. OCCUPIED ECONOMIZER COOLING MODE - WHEN THERE IS CALL FOR COOLING AND THE OUTDOOR AIR TEMPERATURE IS BELOW THE SPACE TEMPERATURE.
   a. ECONOMIZER COOLING SET POINT: 74°F.
   b. FULLY OPEN RECIRCULATION DAMPER.
   c. IF THE SPACE TEMPERATURE RISES ABOVE THE COOLING SETPOINT OF 75 DEGREES F (ADJUSTABLE), AND THE CONTROLS INDICATES THAT ECONOMIZER OPERATION IS NOT APPROPRIATE, THE OUTSIDE AIR DAMPERS WILL MODULATE CLOSE TO MINIMUM POSITION AND THE COOLING CONTROL VALVE WILL MODULATE.
   d. ECONOMIZER OPERATION SHALL USE AN ALGORITHM COMPARING INDOOR AIR AND OUTDOOR AIR ENTHALPY TO DETERMINE IF COOLING OR ASSISTED COOLING IS VIABLE. COOLING AND ECONOMIZER COOLING WILL BE ALLOWED TO OPERATE SIMULTANEOUSLY IF THE ALGORITHM CONFIRMS ASSISTED COOLING IS VIABLE.
   e. THE CONTROLS WILL MONITOR FAN STATUS AND GENERATE AN ALARM WHENEVER THE FAN IS COMMANDED ON BUT THE STATUS INDICATES OFF. ALARMS WILL ALSO BE GENERATED IF A FREEZE CONDITION EXISTS OR IF A LOW SPACE TEMPERATURE IS DETECTED.
10. PURGE MODE CONTROL:
   a. PURGE MODE (FRESH AIR CHANGEOVER) SHALL ONLY BE PERMITTED DURING AN UNOCCUPIED PERIOD.
   b. IF THE OUTSIDE AIR IS BETWEEN 45°F AND 60°F AND THE SPACE TEMPERATURE RISES ABOVE 75°F, THE SUPPLY FAN SHALL BE COMMANDED ON. THE MIXING DAMPERS SHALL BE FULLY OPEN. THE HEATING COIL SHALL BE FULLY CLOSED AND THE INTEGRAL RELIEF FAN OR ASSOCIATED EXHAUST FAN SHALL BE ENABLED AT THE MAXIMUM AIRFLOW. WHEN THE SPACE TEMPERATURE DROPS TO 70°F, THE FANS SHALL BE COMMANDED OFF AND THE MIXING DAMPERS SHALL RETURN TO THE NORMAL POSITION.
11. WARM-UP MODE CONTROL:
   a. OPTIMUM START DURATION SHALL BE DETERMINED BASED ON OUTSIDE AIR TEMPERATURE.
   b. DURING THE OPTIMUM START PERIOD, THE HEATING SET-POINT WILL BE LINEARLY RAMPED UP FROM UNOCCUPIED HEATING SET-POINT TO OCCUPIED HEATING SET-POINT.
   c. WHEN THE HEATING SET-POINT CROSSES ABOVE THE SPACE TEMPERATURE, THE SUPPLY FAN WILL BE COMMANDED ON, THE MIXING DAMPERS SHALL REMAIN CLOSED AND THE HEATING VALVE WILL MODULATE TO MAINTAIN HEATING SET-POINT.
12. COOL-DOWN MODE CONTROL:
   a. OPTIMUM START DURATION SHALL BE DETERMINED BASED ON OUTSIDE AIR TEMPERATURE.
   b. DURING THE OPTIMUM START PERIOD, THE COOLING SET-POINT WILL BE LINEARLY RAMPED DOWN FROM UNOCCUPIED COOLING SET-POINT TO OCCUPIED COOLING SET-POINT.
   c. WHEN THE COOLING SET-POINT CROSSES BELOW THE SPACE TEMPERATURE, THE SUPPLY FAN WILL BE COMMANDED ON, THE MIXING DAMPERS SHALL MODULATE TO MAINTAIN COOLING SET-POINT.
13. OCCUPIED MODE:
   a. UNIT VENTILATOR:
      1) SUPPLY FAN:
         a) ENABLE CONTINUOUSLY.
      2) OUTSIDE AIR DAMPER:
         a) OPEN TO MAINTAIN OUTSIDE AIR QUANTITY AS SCHEDULED, OUTSIDE AIR DAMPER SHALL NEVER BE POSITIONED BELOW THIS MINIMUM EXCEPT IN CASE OF EMERGENCY.
         b) MODULATE OUTSIDE AIR DAMPER BEYOND SCHEDULED MINIMUM POSITION AS FOLLOWS:
            MAINTAIN VENTILATION COOLING TEMPERATURE SET POINT.
      3) HOT WATER COIL CONTROL VALVE:
         a) LAT SCHEDULE
            UTILIZE DISCHARGE AIR MINIMUM TEMPERATURE RESET SCHEDULE AS OUTLINED BELOW.
            55°F LAT AT 55°F OAT
            65°F LAT AT 0°F OAT.
            UTILIZE DISCHARGE AIR TEMPERATURE PID LOOP TO MAINTAIN SPACE TEMPERATURE SET POINT AND MINIMUM LAT.
         b) OUTSIDE AIR TEMPERATURE DROPS BELOW 35 DEGREES:
            MODULATE FULL OPEN. (VALVE SHALL STAY FULL OPEN UNTIL O.A. RISES ABOVE 38 DEGREES).
         c) OUTSIDE AIR TEMPERATURE ABOVE 38 DEGREES:
            MODULATE TO MAINTAIN SPACE TEMPERATURE SET POINT. MODULATE TO MAINTAIN 65 DEGREE MINIMUM DISCHARGE AIR TEMPERATURE DURING HEATING MODE.
      4) COIL FACE AND BY-PASS DAMPER :
         a) OUTSIDE AIR TEMPERATURE DROPS BELOW 35 DEGREES:
            MODULATE TO MAINTAIN SPACE TEMPERATURE SET POINT. MODULATE TO MAINTAIN 65 DEGREE MINIMUM DISCHARGE AIR TEMPERATURE.
            MODULATE UNTIL O.A. RISES ABOVE 38 DEGREES.
         b) OUTSIDE AIR TEMPERATURE ABOVE 38 DEGREES:
            POSITION TO FULL COIL FACE POSITION.
      5) RA DAMPER:
         a) MODULATE WITH OUTSIDE AIR DAMPER TO MAINTAIN THE FOLLOWING BALANCE: RA CFM = SA CFM - OA CFM.
      6) COOLING COIL (AS INDICATED ON THE DRAWINGS):
         a) MODULATE TO MAINTAIN SPACE TEMPERATURE SET POINT.
14. UNOCCUPIED MODE BY OCCUPANCY SENSOR DURING DDC SCHEDULED OCCUPIED PERIOD
   a. DURING THE SCHEDULED OCCUPIED MODE, WHEN THE SPACE IS UNOCCUPIED AS SENSED BY THE ROOM OCCUPANCY SENSOR, THE DAMPER WILL BE CLOSED TO OUTSIDE AIR.
   b. IN HEATING MODE, THE SPACE TEMPERATURE SET-POINT SHALL BE RESET TO 2°F (ADJUSTABLE) LOWER THAN THE OCCUPIED SET-POINT. IN COOLING MODE, THE SPACE TEMPERATURE SET-POINT SHALL BE RESET TO 2°F (ADJUSTABLE) HIGHER THAN THE OCCUPIED SET-POINT.
   c. THE SUPPLY FAN SHALL CYCLE ON AND OFF TO MAINTAIN THE SPACE TEMPERATURE SET-POINT. IN HEATING MODE, THE FINNED-TUBE CONTROL VALVE SHALL CONTINUE TO MODULATE TO MAINTAIN THE SPACE TEMPERATURE SET POINT. IF THE SPACE TEMPERATURE DROPS 1°F BELOW IN THE RESET HEATING SET-POINT, THE SUPPLY FAN SHALL BE COMMANDED ON, THE MIXING DAMPER SHALL REMAIN CLOSED AND THE HEATING VALVE SHALL MODULATE OPEN. WHEN THE SPACE TEMPERATURE RISES 1°F ABOVE THE RESET HEATING SET-POINT, THE SUPPLY FAN SHALL BE COMMANDED OFF. IN COOLING MODE, IF THE SPACE TEMPERATURE RISES 1°F ABOVE IN THE RESET COOLING SET-POINT, THE SUPPLY FAN SHALL BE COMMANDED ON, THE MIXING DAMPER SHALL REMAIN CLOSED AND THE COOLING VALVE SHALL MODULATE OPEN. WHEN THE SPACE TEMPERATURE DROPS 1°F BELOW THE RESET COOLING SET-POINT, THE SUPPLY FAN SHALL BE COMMANDED OFF.
   d. WHEN THE SPACE IS OCCUPIED AS SENSED BY THE ROOM OCCUPANCY SENSOR, THE SEQUENCE SHALL BE INDEXED TO THE OCCUPIED MODE.
15. UNOCCUPIED MODE BY DDC SCHEDULE:
   a. UNIT VENTILATORS
      1) SUPPLY FAN:
         START (2°F BELOW HEATING SET POINT) AND STOP (1°F ABOVE HEATING SET POINT) TO MAINTAIN SPACE TEMPERATURE SET POINT.
      2) OUTSIDE AIR DAMPER:
         FULLY CLOSED.
      3) HOT WATER COIL CONTROL VALVE:
         SAME AS OCCUPIED MODE.
      4) COIL FACE AND BY-PASS DAMPER:
         SAME AS OCCUPIED MODE.
      5) RA DAMPER:
         FULLY OPEN.
      6) COOLING CONTROL:
         • MODULATE TO FULL CLOSED POSITION UNLESS NIGHT COOLING IS REQUIRED. WHEN NIGHT COOLING IS REQUIRED, MODULATE TO MAINTAIN SPACE TEMPERATURE SET POINT.
16. ALARMS - PROVIDE AN ALARM FOR EACH OF THE FOLLOWING:
   a. FAN FAILS TO RUN AFTER 30 SECONDS OF BEING COMMANDED ON.
   b. FAN FAILS TO STOP AFTER 30 SECONDS OF BEING COMMANDED OFF.
   c. SOFTWARE SAFETY TRIP.
   d. SOFTWARE SAFETY LOCKOUT (4 SAFETY TRIPS IN 3 HOURS).
   e. LOW OR HIGH DISCHARGE AIR TEMPERATURES.
      1) IF THE DISCHARGE AIR TEMPERATURE FALLS BELOW 40°F (ADJUSTABLE) IN HEATING MODE, OPEN THE HEATING HOT WATER CONTROL VALVE, CLOSE THE OUTDOOR AIR DAMPER AND TURN OFF ALL FANS.
   f. LOW OR HIGH SPACE TEMPERATURES.

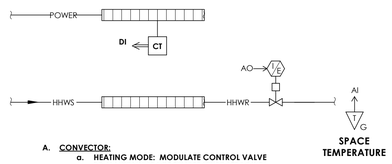

A. CONVECTOR:
   a. HEATING MODE: MODULATE CONTROL VALVE TO MAINTAIN SPACE TEMPERATURE SET POINT OF 69°F - ADJUSTABLE.
   b. COOLING MODE: MODULATE CONTROL VALVE TO FULL CLOSED POSITION OR TURN OFF POWER.
   c. ALARMS:
      1) HIGH/LOW SPACE TEMPERATURE.

6 H500 CONVECTOR/FIN CONTROLS SCHEMATIC

SCALE: NOT TO SCALE

A. SPLIT SYSTEM AIR CONDITIONING UNITS:
1. COOLING MODE
   a. ENABLE SPLIT SYSTEM
   b. MODULATE TO MAINTAIN SPACE TEMPERATURE SET POINT.
2. ALARMS
   a. EQUIPMENT FAILURE
   b. HIGH/LOW SPACE TEMP.
   c. HIGH WATER LEVEL IN DRAIN PAN

COORDINATE WITH VRF MANUFACTURER TO PROVIDE BMS CONTROL OF SPACE TEMPERATURE SET POINTS, OCCUPIED/UNOCCUPIED MODES, HEATING COOLING MODES AND LOAD DEMAND.

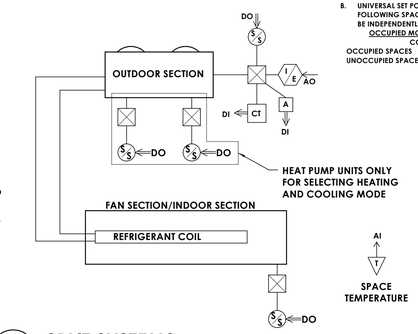

7 H500 SPLIT SYSTEMS

NOT TO SCALE

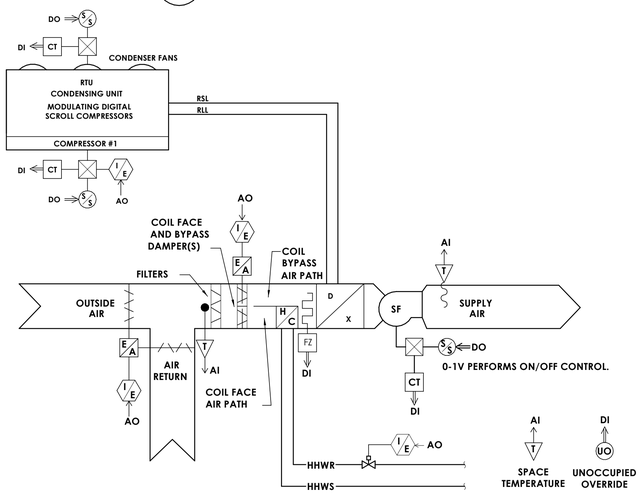

8 H500 UNIT VENTILATOR CONTROL SCHEMATIC

SCALE: NOT TO SCALE

ALTERNATE MC-01 - PROVIDE NEW FULL BUILDING CONTROLS AND ALL ASSOCIATED COMPONENTS TO HAVE A NEW HEAD END AND FULLY OPERATIONAL SYSTEM. PROVIDE CONTROLS TO ALL EXISTING TO REMAIN EQUIPMENT.
BASE BID - PROVIDE CONTROLS AND NEW HEAD END FOR THE NEW EQUIPEMENT.
SEE PLANS FOR QUANTITY AND LOCATION, FOR BOTH SCHOOLS.
VERIFY ALL EXISTING CONTROL SEQUENCES BEFORE THE COMMENCEMENT OF ANY DEMOLITION WORK.

GENERAL NOTES:

1. SEQUENCES OF OPERATION SPECIFIED HEREIN, WHICH INDICATE THE FUNCTIONAL INTENT OF HVAC SYSTEMS, SUBSYSTEMS, AND/OR COMPONENTS OPERATION, ARE GENERAL IN NATURE AND MAY NOT FULLY DEFINE EVERY ASPECT OF PROGRAMMING THAT MAY BE REQUIRED TO FULFILL THE DESIGN INTENT. CONTRACTOR SHALL PROVIDE ALL PROGRAMMING AND HARDWARE NECESSARY TO OBTAIN THE SEQUENCES/SYSTEM OPERATION INDICATED, RESULTING IN STABLE HVAC SYSTEM OPERATION IN ACCORDANCE WITH THE DESIGN INTENT. THE SYSTEM SHALL COMMUNICATE WITH THE EXISTING BMS.

1.1 HVAC CONTROL SEQUENCES :

A. GENERAL
1. ALL SET POINTS, CHANGEOVER POINTS AND RESET SCHEDULES SHALL BE USER ADJUSTABLE.
2. CONTROL ALGORITHMS SHALL UTILIZE TUNED PID LOOPS TO MAINTAIN SET POINTS AND MINIMUM/MAXIMUM LEAVING AIR TEMPERATURES OPTIMALLY.
3. COORDINATE INDIVIDUAL ALARM NOTIFICATIONS WITH OWNER.
4. ALARMS SHALL BE CONFIGURED AS STATUS ONLY OR CRITICAL. STATUS ONLY ALARMS SHALL DISPLAY ALARM ON THE OWNER COORDINATED WORKSTATION(S) AND DEVICE(S). CRITICAL ALARMS SHALL INCORPORATE COORDINATED UNIT SHUTDOWN ALONG WITH DISPLAYING ALARMS ON THE OWNER COORDINATED DEVICES AND REQUIRE THE ALARM TO BE CLEARED PRIOR TO RESTARTING THE EQUIPMENT.
5. ALL HVAC EQUIPMENT SHALL OPERATE IN OCCUPIED/UNOCCUPIED MODES AS DETERMINED BY THE DDC BUILDING TIME CLOCK SYSTEM. OBTAIN THE BUILDING OCCUPANCY SCHEDULE FROM THE OWNER.
6. ALL EQUIPMENT SHALL UTILIZE OPTIMUM START/STOP PROGRAMS.
7. ASSIGN ALL EQUIPMENT A STAGGER START NUMBER TO KEEP TO MANY UNITS FROM STARTING AT THE SAME TIME. IN EFFECT, THIS FLATTENS LOAD PEAKS. THIS INCLUDES START-UP ON EMERGENCY POWER.
8. UNOCCUPIED OVERRIDE BUTTONS SHALL PLACE THE SPACE EQUIPMENT IN OCCUPIED MODE FOR A PERIOD OF ONE-HOUR (ADJUSTABLE).
9. COORDINATE CHILLED WATER VALVE AND CHILLED WATER PUMP RESPONSE TIME WITH THE CHILLER MANUFACTURER'S MAXIMUM RATE OF CHANGE IN CHILLED WATER FLOW.

8. UNIVERSAL SET POINTS. UNLESS OTHERWISE NOTED, USE THE FOLLOWING SPACE TEMPERATURE SET POINTS. SET POINTS SHALL BE INDEPENDENTLY ADJUSTABLE BY SPACE THROUGH THE BMS.

	OCCUPIED MODES		UNOCCUPIED MODES	
	COOLING	HEATING	COOLING	HEATING
OCCUPIED SPACES	74°F	69°F	85°F	55°F
UNOCCUPIED SPACES	80°F	60°F	85°F	55°F

CPL | Architecture Engineering Planning
50 Front Street Suite 202,
Newburgh, NY 12550
CPLteam.com

SOUTH ORANGETOWN Central School District
Capital Improvements Bond
Essential Infrastructure for Student Health, Safety and Success

PROJECT INFORMATION
Project Number
14457.20
Client Name
SOUTH ORANGETOWN CENTRAL SCHOOL DISTRICT
Project Name
PHASE 1: 2022 BOND

District Office Address
160 VAN WYCK RD, BLAUVELT, NY 10913

SOUTH ORANGETOWN CSD
- ☐ WILLIAM O. SCHAEFER SED# 50-03-01-06-0-012-019
- ☐ COTTAGE LANE ELEMENTARY SED#:50-03-01-06-0-010-022
- ☐ TAPPAN ZEE HIGH SCHOOL SED#:50-03-01-06-0-006-032
- ☐ WILLIAM O. SCHAEFER S&L SED#: 50-03-01-06-0-012-020
- ☐ COTTAGE LANE S&L SED#: 50-03-01-06-0-010-023
- ☐ COTTAGE LANE LIBRARY S&L SED#: 50-03-01-06-8-023-002
- ☐ WOS OUTDOOR CLASSROOM SED#: 50-03-01-06-7-053-001
- ☐ SOMS OUTDOOR CLASSROOM SED#: 50-03-01-06-7-056-001
- ☐ CLE OUTDOOR CLASSROOM SED#: 50-03-01-06-7-054-001
- ☐ TDHS OUTDOOR CLASSROOM SED#: 50-03-01-06-7-055-001

PROJECT ISSUE & REVISION SCHEDULE

No.	Date	Description

PROFESSIONAL STAMPS

NEW YORK STATE EDUCATION STATEMENT
IT IS A VIOLATION OF THE NEW YORK STATE EDUCATION LAW AND THE COMMISSIONER'S REGULATIONS FOR ANY PERSON, UNLESS ACTING UNDER THE DIRECTION OF A LICENSED ARCHITECT, ENGINEER OR LAND SURVEYOR, TO ALTER AN ITEM IN ANY WAY. IF AN ITEM BEARING THE SEAL OF AN ARCHITECT, ENGINEER OR SURVEYOR IS ALTERED, THE ALTERING PARTY SHALL AFFIX TO THE ITEM THEIR SEAL AND THE NOTATION "ALTERED BY" FOLLOWED BY THEIR SIGNATURE AND THE DATE OF SUCH ALTERATION, AND A SPECIFIC DESCRIPTION OF THE ALTERATION.

SHEET INFORMATION

Issued	Scale
10/18/2023	12" = 1'-0"

Project Status
BID DOCUMENTS

Drawn By	Checked By
KCM	JJM

Drawing Title
MECHANICAL CONTROLS

Drawing Number
GEN
H500

10/18/2023 1:02:00 PM <project location> REVIT PROJECT FILES ON BIM360

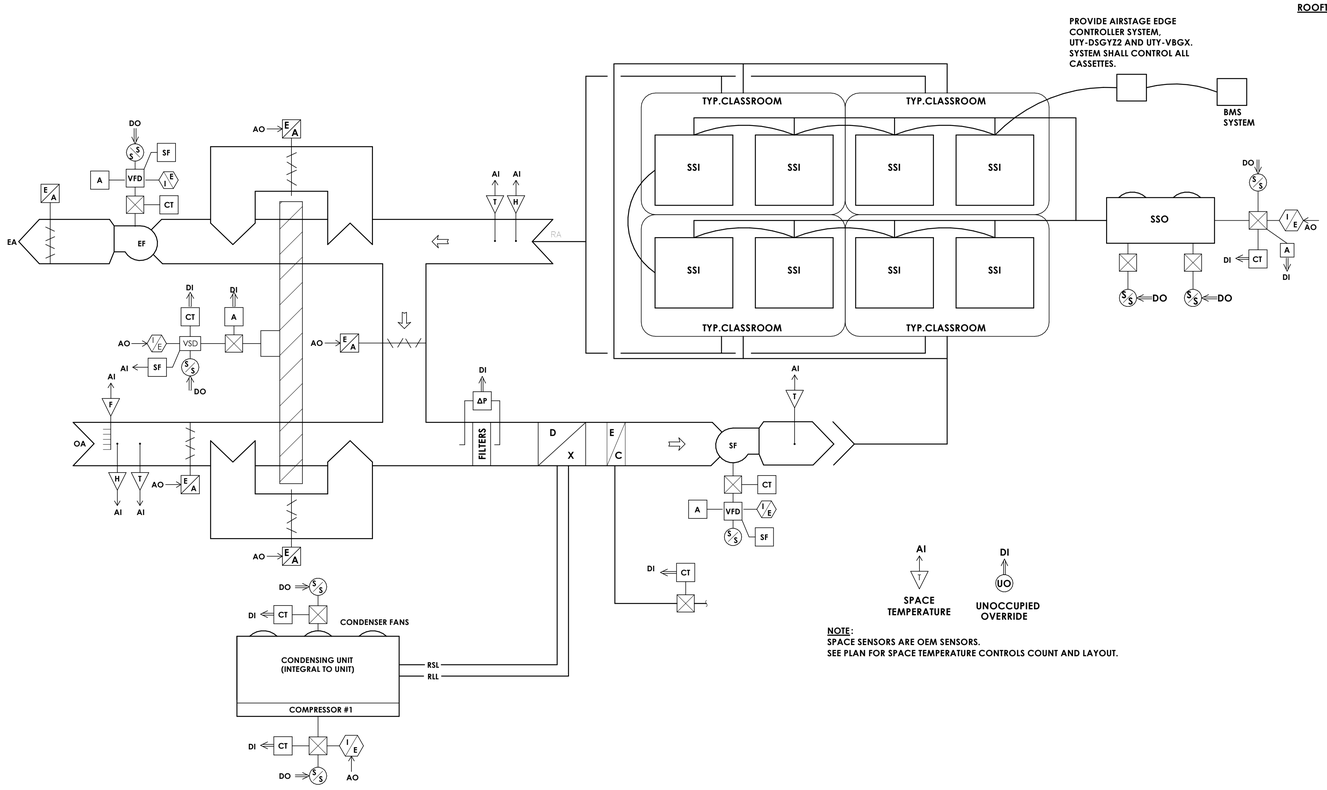

NOTE:
SPACE SENSORS ARE OEM SENSORS.
SEE PLAN FOR SPACE TEMPERATURE CONTROLS COUNT AND LAYOUT.

1 / H501 TYPICAL CLASSROOM DOAS CONTROLS DIAGRAM

SCALE: NOT TO SCALE

ROOFTOP DEDICATED OUTSIDE AIR SYSTEMS (DOAS) - ENERGY RECOVERY UNITS:

1. OCCUPIED
   A. THE BMS WILL START THE UNIT SUPPLY AND RELIEF/EXHAUST FANS BASED ON A TIME-OF-DAY SCHEDULE. THE FANS WILL BE ENERGIZED CONTINUOUSLY WHENEVER THE ZONE IS SCHEDULED TO BE OCCUPIED. THE OUTSIDE AIR DAMPERS SHALL OPEN FULLY TO PROVIDE THE MINIMUM REQUIRED OUTSIDE AIR TO MEET THE VOLUMETRIC FLOW RATES INDICATED ON THE VENTILATION SCHEDULE. THE RELIEF AIR VENTILATOR DAMPER SHALL INDEX OPEN TO MATCH THE POSITION OF THE OUTSIDE AIR DAMPER TO EQUALIZE THE VOLUME OF RELIEF AIR WITH THE VOLUME OF OUTSIDE AIR. THE BMS WILL MONITOR THE DISCHARGE AIR TEMPERATURE.
   B. THE INTEGRAL AIR-COOLED HEAT PUMP WILL OPERATE HEATING AND COOLING OPERATION TO MAINTAIN THE DISCHARGE AIR TEMPERATURE SETPOINT.
   C. THE SUPPLEMENTAL DUCT-MOUNTED STEAM OR HOT WATER COILS WILL REMAIN CLOSED DURING NORMAL UNIT OPERATION.
   D. WHEN THE OUTSIDE AIR TEMPERATURE IS BELOW 10 DEG. F, THE HEAT PUMP WILL BE DISABLED, AND THE STEAM OR HOT WATER COIL CONTROL VALVE WILL MODULATE OPEN TO MAINTAIN THE DOWNSTREAM SUPPLY AIR TEMPERATURE SETPOINT.
   E. IF THE CONNECTED SPACES ARE CALLING FOR COOLING, AND THE BMS INDICATES THAT ECONOMIZER OPERATION IS APPROPRIATE, THE BYPASS DAMPERS WILL MODULATE OPEN TO MAINTAIN THE DISCHARGE AIR TEMPERATUE SETPOINT. THE STEAM OR HOT WATER HEATING COIL VALVE WILL BE FULLY CLOSED. THE OUTSIDE AIR DAMPER WILL BE RESTRICTED TO LIMIT THE MINIMUM DISCHARGE AIR TEMPERATURE TO A SETPOINT OF 55 DEGREES F (ADJUSTABLE) WHILE THE SPACE TEMPERATURE IS ABOVE THE COOLING SETPOINT.
   F. IF THE SPACE TEMPERATURE RISES ABOVE THE COOLING SETPOINT OF 74 DEGREES F (ADJUSTABLE), AND THE BMS INDICATES THAT ECONOMIZER OPERATION IS NOT APPROPRIATE, THE OUTSIDE AIR DAMPERS WILL MODULATE CLOSE TO MINIMUM POSITION AND COOLING WILL BE ENABLED.
   G. ECONOMIZER OPERATION SHALL USE AN ALGORITHM COMPARING INDOOR AIR AND OUTDOOR AIR ENTHALPY TO DETERMINE IF COOLING OR ASSISTED COOLING IS VIABLE. DX COOLING AND ECONOMIZER COOLING WILL BE ALLOWED TO OPERATE SIMULTANEOUSLY IF THE ALGORITHM CONFIRMS ASSISTED COOLING IS VIABLE.
   H. ENERGY RECOVERY WHEEL CONTROL
      1) THE ENERGY RECOVERY WHEEL MOTOR WILL BE ENABLED WHENEVER THE SUPPLY AND RETURN/EXHAUST FANS ARE ENABLED EXCEPT AS NOTED HERE:
   (A) THE ENERGY RECOVERY WHEEL MOTOR SHALL BE DISABLED WHEN THE BMS DETERMINES THAT IT IS BENEFICIAL TO USE ADDITIONAL OUTSIDE AIR FOR COOLING (ECONOMIZER MODE).
   (B) THE ENERGY RECOVERY WHEEL MOTOR SHALL BE DISABLED FOR TWO MINUTES OUT OF EACH 30 MINUTE PERIOD WHEN THE OUTDOOR AIR TEMPERATURE IS AT OR BELOW ZERO DEGREES F (DEFROST CYCLE).
   I. THE BMS WILL MONITOR FAN STATUS AND GENERATE AN ALARM WHENEVER THE FAN IS COMMANDED ON BUT THE STATUS INDICATES OFF. ALARMS WILL ALSO BE GENERATED IF A FREEZE CONDITION EXISTS OR IF A LOW DISCHARGE AIR TEMPERATURE IS DETECTED.
2. UNOCCUPIED
   A. WHEN THE ZONE IS SCHEDULED TO BE UNOCCUPIED, THE FANS WILL BE DISABLED, AND THE OUTSIDE AIR DAMPER WILL BE CLOSED.
3. ALARMS
   A. FAN FAILURE
      1) IF STATUS OF A FAN, WHICH HAS BEEN CALLED BY THE BMS SYSTEM TO START, HAS NOT BEEN VERIFIED AS RUNNING WITHIN A PERIOD OF 10 SECONDS (ADJ.), AN ALARM SHALL BE SENT TO THE OPERATOR'S WORKSTATION. THE FAN SHALL BE IDENTIFIED BY A DESCRIPTION OF WHAT IT SERVES, AND SHALL BE TAGGED AS A "FAN FAILURE".
   B. LOW LIMIT THERMOSTAT
      1) IF THE AIR LEAVING THE HOT WATER COIL DROPS BELOW 38 DEGREES F (ADJ.) THE SUPPLY FAN SHALL BE STOPPED VIA HARD WIRE INTERLOCK AND THE BMS SYSTEM SHALL BE ALERTED BY A SET OF DRY CONTACTS PROVIDED BY THE LOW LIMIT THERMOSTAT. AN ALARM SHALL BE SENT TO THE OPERATOR'S WORKSTATION. THE UNIT SHALL BE IDENTIFIED BY ITS CALL NUMBER AND SHALL BE TAGGED AS A "LOW LIMIT THERMOSTAT ALARM". THE UNIT MUST BE MANUALLY RESET BEFORE IT CAN BE RESTARTED.

ALTERNATE MC-01 - PROVIDE NEW FULL BUILDING CONTROLS AND ALL ASSOCIATED COMPONENTS TO HAVE A NEW HEAD END AND FULLY OPERATIONAL SYSTEM. PROVIDE CONTROLS TO ALL EXISTING TO REMAIN EQUIPMENT.
BASE BID - PROVIDE CONTROLS AND NEW HEAD END FOR THE NEW EQUIPEMENT.
SEE PLANS FOR QUANTITY AND LOCATION. FOR BOTH SCHOOLS.
VERIFY ALL EXISTING CONTROL SEQUENCES BEFORE THE COMMENCEMENT OF ANY DEMOLITION WORK.

GENERAL NOTES:

1. SEQUENCES OF OPERATION SPECIFIED HEREIN, WHICH INDICATE THE FUNCTIONAL INTENT OF HVAC SYSTEMS, SUBSYSTEMS, AND/OR COMPONENTS OPERATION, ARE GENERAL IN NATURE AND MAY NOT FULLY DEFINE EVERY ASPECT OF PROGRAMMING THAT MAY BE REQUIRED TO FULFILL THE DESIGN INTENT. CONTRACTOR SHALL PROVIDE ALL PROGRAMMING AND HARDWARE NECESSARY TO OBTAIN THE SEQUENCES/SYSTEM OPERATION INDICATED, RESULTING IN STABLE HVAC SYSTEM OPERATION IN ACCORDANCE WITH THE DESIGN INTENT. THE SYSTEM SHALL COMMUNICATE WITH THE EXISTING BMS.

1.1 HVAC CONTROL SEQUENCES :

A. GENERAL
   1. ALL SET POINTS, CHANGEOVER POINTS AND RESET SCHEDULES SHALL BE USER ADJUSTABLE.
   2. CONTROL ALGORITHMS SHALL UTILIZE TUNED PID LOOPS TO MAINTAIN SET POINTS AND MINIMUM/MAXIMUM LEAVING AIR TEMPERATURES OPTIMALLY.
   3. COORDINATE INDIVIDUAL ALARM NOTIFICATIONS WITH OWNER.
   4. ALARMS SHALL BE CONFIGURED AS STATUS ONLY OR CRITICAL. STATUS ONLY ALARMS SHALL DISPLAY ALARM ON THE OWNER COORDINATED WORKSTATION(S) AND DEVICE(S). CRITICAL ALARMS SHALL INCORPORATE COORDINATED UNIT SHUTDOWN ALONG WITH DISPLAYING ALARMS ON THE OWNER COORDINATED DEVICES AND REQUIRE THE ALARM TO BE CLEARED PRIOR TO RESTARTING THE EQUIPMENT.
   5. ALL HVAC EQUIPMENT SHALL OPERATE IN OCCUPIED/UNOCCUPIED MODES AS DETERMINED BY THE DDC BUILDING TIME CLOCK SYSTEM. OBTAIN THE BUILDING OCCUPANCY SCHEDULE FROM THE OWNER.
   6. ALL EQUIPMENT SHALL UTILIZE OPTIMUM START/STOP PROGRAMS.
   7. ASSIGN ALL EQUIPMENT A STAGGER START NUMBER TO KEEP TO MANY UNITS FROM STARTING AT THE SAME TIME IN EFFECT, THIS FLATTENS LOAD PEAKS. THIS INCLUDES START-UP ON EMERGENCY POWER.
   8. UNOCCUPIED OVERRIDE BUTTONS SHALL PLACE THE SPACE EQUIPMENT IN OCCUPIED MODE FOR A PERIOD OF ONE-HOUR (ADJUSTABLE).
   9. COORDINATE CHILLED WATER VALVE AND CHILLED WATER PUMP RESPONSE TIME WITH THE CHILLER MANUFACTURER'S MAXIMUM RATE OF CHANGE IN CHILLED WATER FLOW.

B. UNIVERSAL SET POINTS. UNLESS OTHERWISE NOTED, USE THE FOLLOWING SPACE TEMPERATURE SET POINTS. SET POINTS SHALL BE INDEPENDENTLY ADJUSTABLE BY SPACE THROUGH THE BMS.

	OCCUPIED MODES		UNOCCUPIED MODES	
	COOLING	HEATING	COOLING	HEATING
OCCUPIED SPACES	74°F	69°F	85°F	55°F
UNOCCUPIED SPACES	80°F	60°F	85°F	55°F

A. ENERGY RECOVERY UNITS:
   1. OCCUPIED MODE
      a. ENABLE SUPPLY AND EXHAUST EC FAN MOTORS AT ALL TIMES.
         1) ENERGIZE THE DUCT MOUNTED HEATING COIL TO MAINTAIN THE DUCT TEMPERATURE SET POINT.
   2. UNOCCUPIED MODES
      a. SEQUENCE OF OPERATIONS IN UNOCCUPIED MODE IS THE SAME AS OCCUPIED MODE EXCEPT THE ERU SHALL BE DISABLED UNLESS THERE IS A CALL FOR HEATING OR COOLING. CONTROL VALVES SHALL BE CLOSED UNLESS THE ERU IS ENABLED.
   3. ALARMS
      a. FAN START FAILURE.
      b. FAN STOP FAILURE.
      c. HIGH/LOW DISCHARGE AIR TEMPS.
      d. HIGH/LOW COIL ENTERING AIR TEMPS
      e. HIGH WATER LEVEL IN DRAIN PAN
      f. DIRTY FILTER

NOTE:
SPACE SENSORS ARE VRF OEM SENSORS.
REFERENCE PLANS FOR QUANTITY AND LOCATIONS.

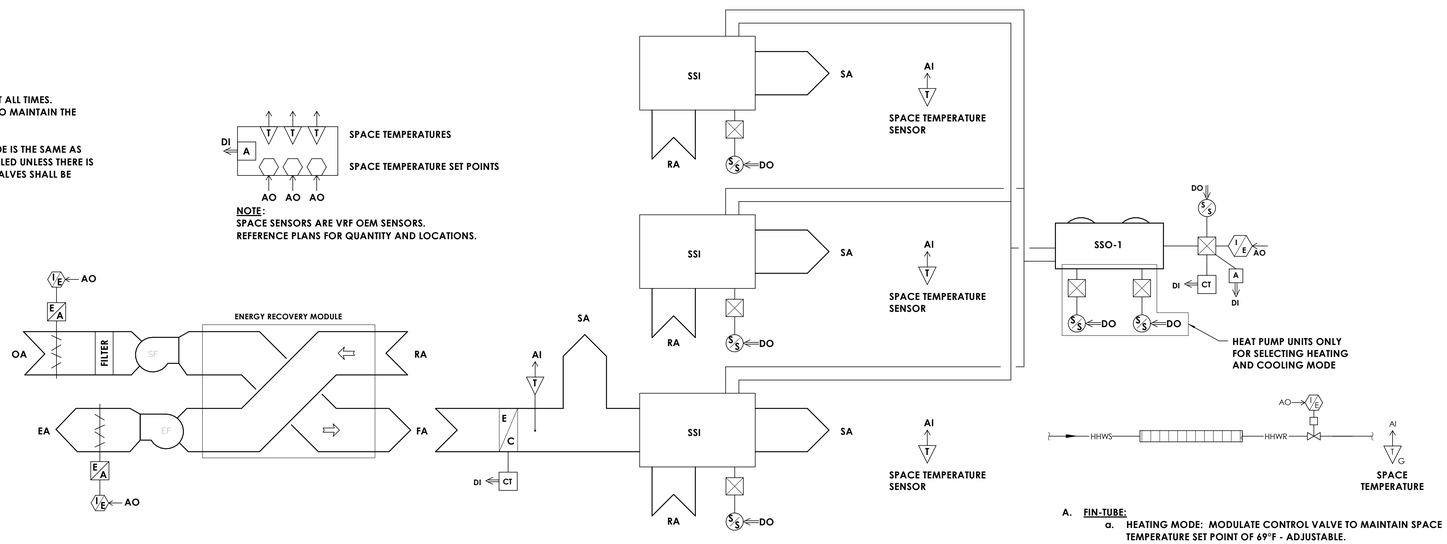

VRF MANUFACTURER TO PROVIDE CONTROL OF SPACE TEMPERATURE SET POINTS, OCCUPIED/UNOCCUPIED MODES, HEATING, COOLING MODES AND LOAD DEMAND.

A. FIN-TUBE:
   a. HEATING MODE: MODULATE CONTROL VALVE TO MAINTAIN SPACE TEMPERATURE SET POINT OF 69°F - ADJUSTABLE.
   b. COOLING MODE: MODULATE CONTROL VALVE TO FULL CLOSED POSITION.
   c. ALARMS:
      1) HIGH/LOW SPACE TEMPERATURE.

2 / H501 OFFICE VRF SYSTEM CONTROLS SCHEMATIC

SCALE: NOT TO SCALE

CPL | Architecture Engineering Planning
50 Front Street Suite 202,
Newburgh, NY 12550
CPLteam.com

SOUTH ORANGETOWN Central School District
Capital Improvements Bond
Essential Infrastructure for Student Health, Safety and Success

PROJECT INFORMATION

Project Number
14457.20

Client Name
SOUTH ORANGETOWN CENTRAL SCHOOL DISTRICT

Project Name
PHASE 1: 2022 BOND

District Office Address
160 VAN WYCK RD, BLAUVELT, NY 10913

SOUTH ORANGETOWN CSD
- WILLIAM O. SCHAEFER SED# 50-03-01-06-0-012-019
- COTTAGE LANE ELEMENTARY SED#:50-03-01-06-0-010-022
- TAPPAN ZEE HIGH SCHOOL SED#:50-03-01-06-0-006-032
- WILLIAM O. SCHAEFER S&L SED#: 50-03-01-06-0-012-020
- COTTAGE LANE S&L SED#: 50-03-01-06-0-010-023
- COTTAGE LANE LIBRARY S&L SED#: 50-03-01-06-8-023-002
- WOS OUTDOOR CLASSROOM SED#: 50-03-01-06-7-053-001
- SOMS OUTDOOR CLASSROOM SED#: 50-03-01-06-7-056-001
- CLE OUTDOOR CLASSROOM SED#: 50-03-01-06-7-054-001
- TMS OUTDOOR CLASSROOM SED#: 50-03-01-06-7-055-001

PROJECT ISSUE & REVISION SCHEDULE

No.	Date	Description

PROFESSIONAL STAMPS

NEW YORK STATE EDUCATION STATEMENT
IT IS A VIOLATION OF THE NEW YORK STATE EDUCATION LAW AND THE COMMISSIONER'S REGULATIONS FOR THE PROFESSIONS FOR ANY PERSON, UNLESS ACTING UNDER THE DIRECTION OF ARCHITECT, ENGINEER OR LAND SURVEYOR TO ALTER AN ITEM IN ANY WAY. IF AN ITEM BEARING THE SEAL OF AN ARCHITECT, ENGINEER OR SURVEYOR IS ALTERED, THE ALTERING PARTY SHALL AFFIX TO THE ITEM THEIR SEAL AND THE NOTATION "ALTERED BY" FOLLOWED BY THEIR SIGNATURE AND THE DATE OF SUCH ALTERATION, AND A SPECIFIC DESCRIPTION OF THE ALTERATION.

SHEET INFORMATION

Issued	Scale
10/18/2023	12" = 1'-0"

Project Status
BID DOCUMENTS

Drawn By	Checked By
KCM	JJM

Drawing Title
MECHANICAL CONTROLS

Drawing Number
GEN
H501

10/18/2023 1:02:01 PM <project location> REVIT PROJECT FILES ON BIM360

ALTERNATE MC-01 - PROVIDE NEW FULL BUILDING CONTROLS AND ALL ASSOCIATED COMPONENTS TO HAVE A NEW HEAD END AND FULLY OPERATIONAL SYSTEM. PROVIDE CONTROLS TO ALL EXISTING TO REMAIN EQUIPMENT.
BASE BID - PROVIDE CONTROLS AND NEW HEAD END FOR THE NEW EQUIPEMENT.
SEE PLANS FOR QUANTITY AND LOCATION, FOR BOTH SCHOOLS.
VERIFY ALL EXISTING CONTROL SEQUENCES BEFORE THE COMMENCEMENT OF ANY DEMOLITION WORK.

A. BOILER SYSTEMS:
1. ENABLE BOILER SYSTEM AT OUTDOOR AIR TEMPERATURES BELOW 55°F. 1-HOUR MINIMUM CHANGEOVER TIME. BOILERS SHALL NOT BE COMMANDED ON UNTIL BUILDING HEATING HOT WATER CIRCULATION PUMPS ARE PROVEN ON.
2. BOILERS
a. SEND DEMAND SIGNAL TO MASTER BOILER TO MAINTAIN BUILDING SUPPLY WATER TEMPERATURE PER RESET SCHEDULE BELOW. THE MINIMUM BOILER LOOP SUPPLY WATER TEMPERATURE SHALL BE 90°F.

CONDENSING UNITS:

	BUILDING SUPPLY WATER RESET	
	BUILDING SUPPLY WATER	
OAT	OCCUPIED	UNOCCUPIED
55°F	100°F	100°F
0°F	160°F	140°F

NON-CONDENSING UNITS:

	BUILDING SUPPLY WATER RESET	
	BUILDING SUPPLY WATER	
OAT	OCCUPIED	UNOCCUPIED
55°F	120°F	120°F
0°F	180°F	140°F

1) UTILIZE OPTIMUM START PROGRAM TO REACH THE ABOVE TEMPERATURES FIVE-MINUTES PRIOR TO ANY BUILDING EQUIPMENT WARM-UP MODES OR UNOCCUPIED MODE.
2) PROVIDE MANUAL OVERRIDE FOR BUILDING SUPPLY WATER TEMPERATURE SET POINT. OVERRIDE SHALL BE MAINTAINED FOR A PERIOD OF 24-HOURS PRIOR TO AUTOMATICALLY RESUMING RESET SCHEDULE.
b. BOILER CONTROL SYSTEM OPENS THE ASSOCIATED CONTROL VALVE(S).
c. ALARMS
1) BOILER ALARM.
2) HIGH CO OR CH4. SHUTDOWN IF EITHER OF THESE RISE TO UNSAFE LEVELS.
3) HIGH/LOW BOILER DISCHARGE TEMP.
4) HIGH/LOW BUILDING SUPPLY TEMP.
3. BUILDING HEATING HOT WATER PUMPS
a. ENABLE LEAD/STANDBY SEQUENCE AT ALL TIMES IN HEATING MODES. SEE LEAD/STANDBY PUMP SEQUENCE BELOW.
b. MODULATE THE LEAD PUMP TO MAINTAIN THE PRESSURE DIFFERENTIAL SET POINT AS DETERMINED BY BALANCER.
c. IF ANY ASSOCIATED CONTROL VALVE OPENS TO 90%, MODULATE THE PUMP SPEED UP TO COMPENSATE.
d. ALARMS
1) EQUIPMENT FAILURE.
2) VFD ALARM.

B. LEAD/STANDBY PUMP SEQUENCE:
1. THE DDC SYSTEM SHALL TOTALIZE RUNTIMES OF THE LEAD AND STANDBY PUMPS. IF THE LEAD PUMP RUNTIME EXCEEDS SET POINT OR PUMP FAILURE OCCURS, THE STANDBY PUMP SHALL START AND BE DESIGNATED AS THE LEAD PUMP. ALARMS SHALL BE RECORDED AT THE OPERATOR'S WORKSTATION FOR PUMP FAILURE OR EXCEEDING RUNTIME LIMITS.

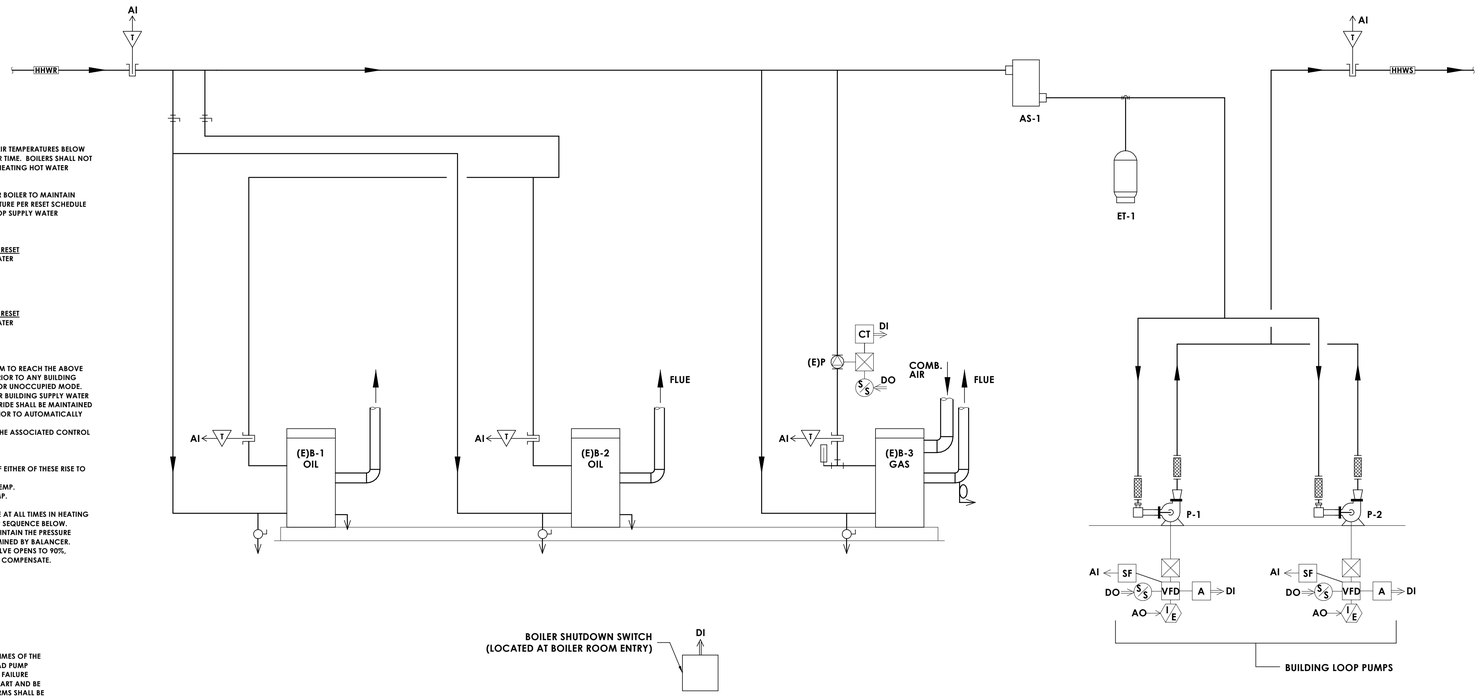

1 H502 **WOS SYSTEM PIPING AND CONTROLS SCHEMATIC**
SCALE: NOT TO SCALE

GENERAL NOTES:

1. SEQUENCES OF OPERATION SPECIFIED HEREIN, WHICH INDICATE THE FUNCTIONAL INTENT OF HVAC SYSTEMS, SUBSYSTEMS, AND/OR COMPONENTS OPERATION, ARE GENERAL IN NATURE AND MAY NOT FULLY DEFINE EVERY ASPECT OF PROGRAMMING THAT MAY BE REQUIRED TO FULFILL THE DESIGN INTENT. CONTRACTOR SHALL PROVIDE ALL PROGRAMMING AND HARDWARE NECESSARY TO OBTAIN THE SEQUENCES/SYSTEM OPERATION INDICATED, RESULTING IN STABLE HVAC SYSTEM OPERATION IN ACCORDANCE WITH THE DESIGN INTENT. THE SYSTEM SHALL COMMUNICATE WITH THE EXISTING BMS.

1.1 HVAC CONTROL SEQUENCES :
A. GENERAL
1. ALL SET POINTS, CHANGEOVER POINTS AND RESET SCHEDULES SHALL BE USER ADJUSTABLE.
2. CONTROL ALGORITHMS SHALL UTILIZE TUNED PID LOOPS TO MAINTAIN SET POINTS AND MINIMUM/MAXIMUM LEAVING AIR TEMPERATURES OPTIMALLY.
3. COORDINATE INDIVIDUAL ALARM NOTIFICATIONS WITH OWNER.
4. ALARMS SHALL BE CONFIGURED AS STATUS ONLY OR CRITICAL. STATUS ONLY ALARMS SHALL DISPLAY ALARM ON THE OWNER COORDINATED WORKSTATION(S) AND DEVICE(S). CRITICAL ALARMS SHALL INCORPORATE COORDINATED UNIT SHUTDOWN ALONG WITH DISPLAYING ALARMS ON THE OWNER COORDINATED DEVICES AND REQUIRE THE ALARM TO BE CLEARED PRIOR TO RESTARTING THE EQUIPMENT.
5. ALL HVAC EQUIPMENT SHALL OPERATE IN OCCUPIED/UNOCCUPIED MODES AS DETERMINED BY THE DDC BUILDING TIME CLOCK SYSTEM. OBTAIN THE BUILDING OCCUPANCY SCHEDULE FROM THE OWNER.
6. ALL EQUIPMENT SHALL UTILIZE OPTIMUM START/STOP PROGRAMS.
7. ASSIGN ALL EQUIPMENT A STAGGER START NUMBER TO KEEP TO MANY UNITS FROM STARTING AT THE SAME TIME. IN EFFECT, THIS FLATTENS LOAD PEAKS. THIS INCLUDES START-UP ON EMERGENCY POWER.
8. UNOCCUPIED OVERRIDE BUITTONS SHALL PLACE THE SPACE EQUIPMENT IN OCCUPIED MODE FOR A PERIOD OF ONE-HOUR (ADJUSTABLE).
9. COORDINATE CHILLED WATER VALVE AND CHILLED WATER PUMP RESPONSE TIME WITH THE CHILLER MANUFACTURER'S MAXIMUM RATE OF CHANGE IN CHILLED WATER FLOW.
B. UNIVERSAL SET POINTS. UNLESS OTHERWISE NOTED, USE THE FOLLOWING SPACE TEMPERATURE SET POINTS. SET POINTS SHALL BE INDEPENDENTLY ADJUSTABLE BY SPACE THROUGH THE BMS.

	OCCUPIED MODES		UNOCCUPIED MODES	
	COOLING	HEATING	COOLING	HEATING
OCCUPIED SPACES	74°F	69°F	85°F	55°F
UNOCCUPIED SPACES	80°F	60°F	85°F	55°F

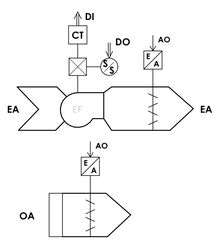

A. EXHAUST FANS:
a. OCCUPIED MODE: OPEN DAMPER AND ENABLE FAN AFTER 15-SECOND DELAY.
b. UNOCCUPIED MODE: DISABLE FAN AND MODULATE DAMPER TO FULL CLOSED POSITION AFTER 15-SECOND DELAY.
2. ALARMS
a. FAN FAILS TO RUN AFTER 30 SECONDS OF BEING COMMANDED ON.
b. FAN FAILS TO STOP AFTER 30 SECONDS OF BEING COMMANDED OFF.

2 H502 **WOS MECHANICAL ROOM EXHAUST FAN CONTROLS DIAGRAM**
NOT TO SCALE

A. DOMESTIC WATER SYSTEM:
1. HOT WATER PUMP
a. ENABLE RP-1 PUMP WHEN THE DOMESTIC WATER HEATER IS ENERGIZED, CONFIRM EXISTING CONTROLS AND TEMPERATURES.
b. ALARMS
1) EQUIPMENT FAILURE.

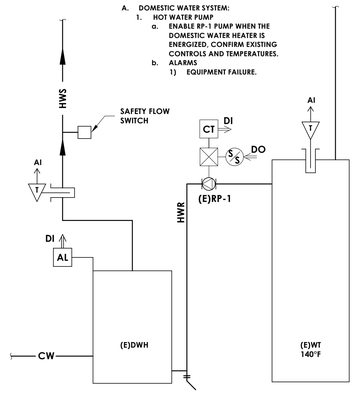

3 H502 **WOS DOMESTIC HEATER CONTROLS DIAGRAM**
NOT TO SCALE

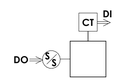

A. FUEL OIL PUMPS:
a. ON MODE: ENERGIZE PUMP.
b. OFF MODE: DE-ENERGIZE PUMP.
2. ALARMS
a. PUMP FAILS TO RUN AFTER 30 SECONDS OF BEING COMMANDED ON.
b. PUMP FAILS TO STOP AFTER 30 SECONDS OF BEING COMMANDED OFF.

4 H502 **WOS FUEL OIL PUMP CONTROLS SCHEMATIC**
SCALE: NOT TO SCALE

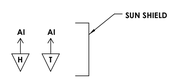

NOTE: USED TO MONITOR OUTSIDE AIR CONDITIONS IF NOT SPECIFIED AT INDIVIDUAL EQUIPMENT.

5 H502 **WOS OUTSIDE AIR MONITORING STATION**
NOT TO SCALE

CPL | Architecture Engineering Planning
50 Front Street Suite 202,
Newburgh, NY 12550
CPLteam.com

SOUTH ORANGETOWN Central School District
Capital Improvements Bond
Essential Infrastructure for Student Health, Safety and Success

PROJECT INFORMATION
Project Number
14457.20
Client Name
SOUTH ORANGETOWN CENTRAL SCHOOL DISTRICT
Project Name
PHASE 1: 2022 BOND

District Office Address
160 VAN WYCK RD, BLAUVELT, NY 10913

SOUTH ORANGETOWN CSD
- WILLIAM O. SCHAEFER SED# 50-03-01-06-0-012-019
- COTTAGE LANE ELEMENTARY SED#:50-03-01-06-0-010-022
- TAPPAN ZEE HIGH SCHOOL SED#:50-03-01-06-0-006-032
- WILLIAM O. SCHAEFER S&L SED#: 50-03-01-06-0-012-020
- COTTAGE LANE S&L SED#: 50-03-01-06-0-010-023
- COTTAGE LANE LIBRARY S&L SED#: 50-03-01-06-8-023-002
- WOS OUTDOOR CLASSROOM SED#: 50-03-01-06-7-053-001
- SOMS OUTDOOR CLASSROOM SED#: 50-03-01-06-7-056-001
- CLE OUTDOOR CLASSROOM SED#: 50-03-01-06-7-054-001
- TDHS OUTDOOR CLASSROOM SED#: 50-03-01-06-7-055-001

PROJECT ISSUE & REVISION SCHEDULE

No.	Date	Description

PROFESSIONAL STAMPS

NEW YORK STATE EDUCATION STATEMENT
IT IS A VIOLATION OF THE NEW YORK STATE EDUCATION LAW AND THE COMMISSIONER'S REGULATIONS FOR ANY PERSON, UNLESS ACTING UNDER THE DIRECTION OF A LICENSED ARCHITECT, ENGINEER OR LAND SURVEYOR, TO ALTER AN ITEM IN ANY WAY. IF AN ITEM BEARING THE SEAL OF AN ARCHITECT, ENGINEER OR LAND SURVEYOR IS ALTERED, THE ALTERING PARTY SHALL AFFIX TO THE ITEM THEIR SEAL AND THE NOTATION "ALTERED BY" FOLLOWED BY THEIR SIGNATURE AND THE DATE OF SUCH ALTERATION, AND A SPECIFIC DESCRIPTION OF THE ALTERATION.

SHEET INFORMATION

Issued	Scale
10/18/2023	12" = 1'-0"

Project Status
BID DOCUMENTS

Drawn By	Checked By
KCM	JJM

Drawing Title
MECHANICAL CONTROLS

Drawing Number
GEN
H502

10/18/2023 1:02:02 PM <project location> REVIT PROJECT FILES ON BIM360

A. BOILER SYSTEMS:
1. ENABLE BOILER SYSTEM AT OUTDOOR AIR TEMPERATURES BELOW 55°F. 1-HOUR MINIMUM CHANGEOVER TIME. BOILERS SHALL NOT BE COMMANDED ON UNTIL BUILDING HEATING HOT WATER CIRCULATION PUMPS ARE PROVEN ON.
2. BOILERS
   a. SEND DEMAND SIGNAL TO MASTER BOILER TO MAINTAIN BUILDING SUPPLY WATER TEMPERATURE PER RESET SCHEDULE BELOW. THE MINIMUM BOILER LOOP SUPPLY WATER TEMPERATURE SHALL BE 90°F.

   CONDENSING UNITS:

	BUILDING SUPPLY WATER RESET	
	BUILDING SUPPLY WATER	
OAT	OCCUPIED	UNOCCUPIED
55°F	100°F	100°F
0°F	160°F	140°F

   NON-CONDENSING UNITS:

	BUILDING SUPPLY WATER RESET	
	BUILDING SUPPLY WATER	
OAT	OCCUPIED	UNOCCUPIED
55°F	120°F	120°F
0°F	180°F	140°F

   1) UTILIZE OPTIMUM START PROGRAM TO REACH THE ABOVE TEMPERATURES FIVE-MINUTES PRIOR TO ANY BUILDING EQUIPMENT WARM-UP MODES OR UNOCCUPIED MODE.
   2) PROVIDE MANUAL OVERRIDE FOR BUILDING SUPPLY WATER TEMPERATURE SET POINT. OVERRIDE SHALL BE MAINTAINED FOR A PERIOD OF 24-HOURS PRIOR TO AUTOMATICALLY RESUMING RESET SCHEDULE.
   b. BOILER CONTROL SYSTEM OPENS THE ASSOCIATED CONTROL VALVE(S).
   c. ALARMS
      1) BOILER ALARM.
      2) HIGH CO OR CH4. SHUTDOWN IF EITHER OF THESE RISE TO UNSAFE LEVELS.
      3) HIGH/LOW BOILER DISCHARGE TEMP.
      4) HIGH/LOW BUILDING SUPPLY TEMP.
3. BUILDING HEATING HOT WATER PUMPS
   a. ENABLE LEAD/STANDBY SEQUENCE AT ALL TIMES IN HEATING MODES. SEE LEAD/STANDBY PUMP SEQUENCE BELOW.
   b. MODULATE THE LEAD PUMP TO MAINTAIN THE PRESSURE DIFFERENTIAL SET POINT AS DETERMINED BY BALANCER.
   c. IF ANY ASSOCIATED CONTROL VALVE OPENS TO 90%, MODULATE THE PUMP SPEED UP TO COMPENSATE.
   d. ALARMS
      1) EQUIPMENT FAILURE.
      2) VFD ALARM.

B. LEAD/STANDBY PUMP SEQUENCE:
1. THE DDC SYSTEM SHALL TOTALIZE RUNTIMES OF THE LEAD AND STANDBY PUMPS. IF THE LEAD PUMP RUNTIME EXCEEDS SET POINT OR PUMP FAILURE OCCURS, THE STANDBY PUMP SHALL START AND BE DESIGNATED AS THE LEAD PUMP. ALARMS SHALL BE RECORDED AT THE OPERATOR'S WORKSTATION FOR PUMP FAILURE OR EXCEEDING RUNTIME LIMITS.

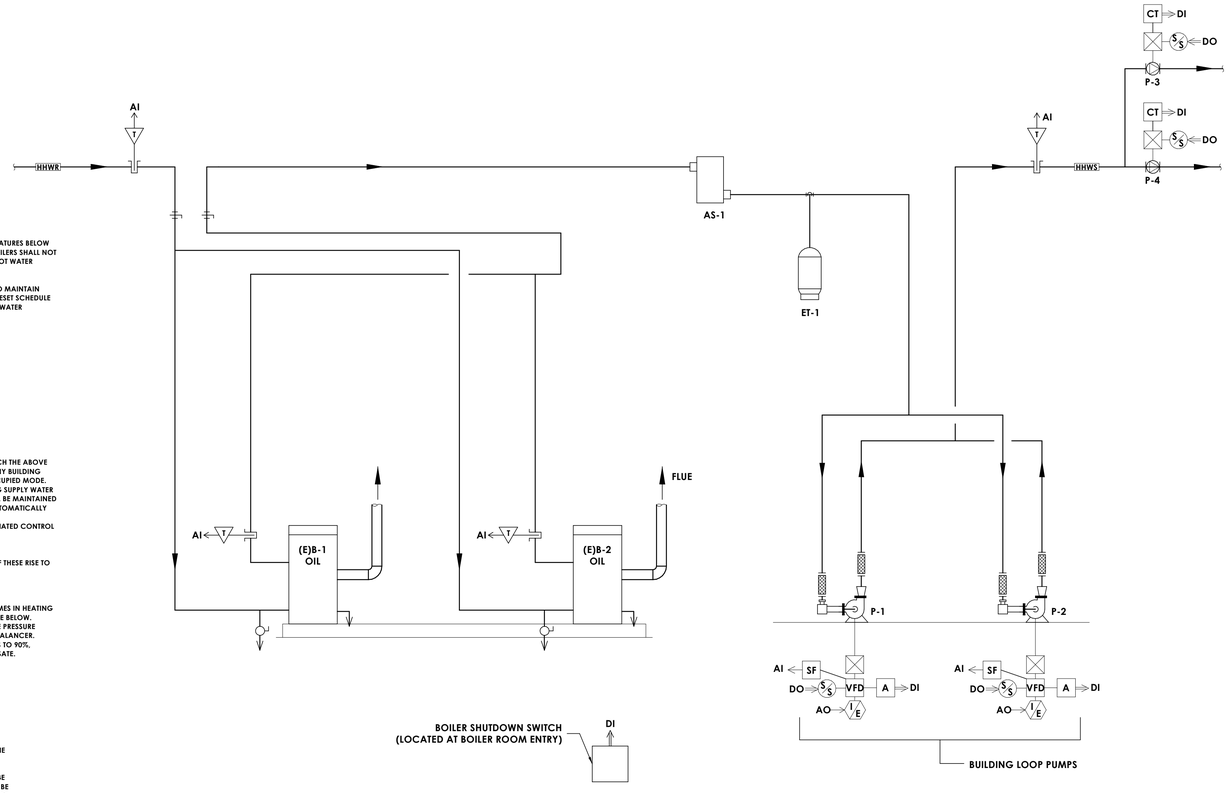

1 H503 **CLE SYSTEM PIPING AND CONTROLS SCHEMATIC**
SCALE: NOT TO SCALE

ALTERNATE MC-01 - PROVIDE NEW FULL BUILDING CONTROLS AND ALL ASSOCIATED COMPONENTS TO HAVE A NEW HEAD END AND FULLY OPERATIONAL SYSTEM. PROVIDE CONTROLS TO ALL EXISTING TO REMAIN EQUIPMENT.
BASE BID - PROVIDE CONTROLS AND NEW HEAD END FOR THE NEW EQUIPEMENT.
SEE PLANS FOR QUANTITY AND LOCATION, FOR BOTH SCHOOLS.
VERIFY ALL EXISTING CONTROL SEQUENCES BEFORE THE COMMENCEMENT OF ANY DEMOLITION WORK.

GENERAL NOTES:

1. SEQUENCES OF OPERATION SPECIFIED HEREIN, WHICH INDICATE THE FUNCTIONAL INTENT OF HVAC SYSTEMS, SUBSYSTEMS, AND/OR COMPONENTS OPERATION, ARE GENERAL IN NATURE AND MAY NOT FULLY DEFINE EVERY ASPECT OF PROGRAMMING THAT MAY BE REQUIRED TO FULFILL THE DESIGN INTENT. CONTRACTOR SHALL PROVIDE ALL PROGRAMMING AND HARDWARE NECESSARY TO OBTAIN THE SEQUENCES/SYSTEM OPERATION INDICATED, RESULTING IN STABLE HVAC SYSTEM OPERATION IN ACCORDANCE WITH THE DESIGN INTENT. THE SYSTEM SHALL COMMUNICATE WITH THE EXISTING BMS.

1.1 HVAC CONTROL SEQUENCES :
A. GENERAL
1. ALL SET POINTS, CHANGEOVER POINTS AND RESET SCHEDULES SHALL BE USER ADJUSTABLE.
2. CONTROL ALGORITHMS SHALL UTILIZE TUNED PID LOOPS TO MAINTAIN SET POINTS AND MINIMUM/MAXIMUM LEAVING AIR TEMPERATURES OPTIMALLY.
3. COORDINATE INDIVIDUAL ALARM NOTIFICATIONS WITH OWNER.
4. ALARMS SHALL BE CONFIGURED AS STATUS ONLY OR CRITICAL. STATUS ONLY ALARMS SHALL DISPLAY ALARM ON THE OWNER COORDINATED WORKSTATION(S) AND DEVICE(S). CRITICAL ALARMS SHALL INCORPORATE COORDINATED UNIT SHUTDOWN ALONG WITH DISPLAYING ALARMS ON THE OWNER COORDINATED DEVICES AND REQUIRE THE ALARM TO BE CLEARED PRIOR TO RESTARTING THE EQUIPMENT.
5. ALL HVAC EQUIPMENT SHALL OPERATE IN OCCUPIED/UNOCCUPIED MODES AS DETERMINED BY THE DDC BUILDING TIME CLOCK SYSTEM. OBTAIN THE BUILDING OCCUPANCY SCHEDULE FROM THE OWNER.
6. ALL EQUIPMENT SHALL UTILIZE OPTIMUM START/STOP PROGRAMS.
7. ASSIGN ALL EQUIPMENT A STAGGER START NUMBER TO KEEP TO MANY UNITS FROM STARTING AT THE SAME TIME. IN EFFECT, THIS FLATTENS LOAD PEAKS. THIS INCLUDES START-UP ON EMERGENCY POWER.
8. UNOCCUPIED OVERRIDE BUITTONS SHALL PLACE THE SPACE EQUIPMENT IN OCCUPIED MODE FOR A PERIOD OF ONE-HOUR (ADJUSTABLE).
9. COORDINATE CHILLED WATER VALVE AND CHILLED WATER PUMP RESPONSE TIME WITH THE CHILLER MANUFACTURER'S MAXIMUM RATE OF CHANGE IN CHILLED WATER FLOW.

B. UNIVERSAL SET POINTS. UNLESS OTHERWISE NOTED, USE THE FOLLOWING SPACE TEMPERATURE SET POINTS. SET POINTS SHALL BE INDEPENDENTLY ADJUSTABLE BY SPACE THROUGH THE BMS.

	OCCUPIED MODES		UNOCCUPIED MODES	
	COOLING	HEATING	COOLING	HEATING
OCCUPIED SPACES	74°F	69°F	85°F	55°F
UNOCCUPIED SPACES	80°F	60°F	85°F	55°F

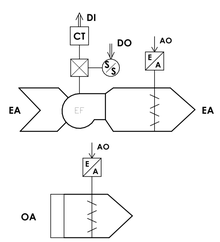

A. EXHAUST FANS:
   a. OCCUPIED MODE: OPEN DAMPER AND ENABLE FAN AFTER 15-SECOND DELAY.
   b. UNOCCUPIED MODE: DISABLE FAN AND MODULATE DAMPER TO FULL CLOSED POSITION AFTER 15-SECOND DELAY.
2. ALARMS
   a. FAN FAILS TO RUN AFTER 30 SECONDS OF BEING COMMANDED ON.
   b. FAN FAILS TO STOP AFTER 30 SECONDS OF BEING COMMANDED OFF.

2 H503 **CLE MECHANICAL ROOM EXHAUST FAN CONTROLS DIAGRAM**
NOT TO SCALE

A. DOMESTIC WATER SYSTEM:
1. HOT WATER PUMP
   a. ENABLE RP-1 PUMP WHEN THE DOMESTIC WATER HEATER IS ENERGIZED.
   b. ALARMS
      1) EQUIPMENT FAILURE.

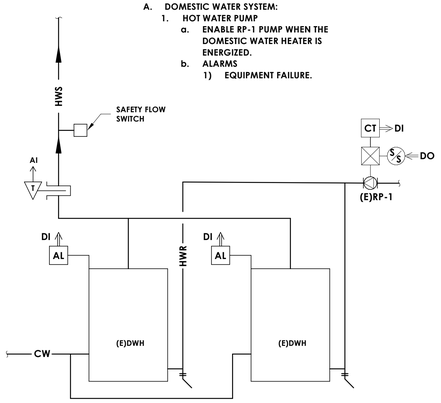

3 H503 **CLE DOMESTIC HEATER CONTROLS DIAGRAM**
NOT TO SCALE

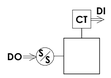

A. FUEL OIL PUMPS:
   a. ON MODE: ENERGIZE PUMP.
   b. OFF MODE: DE-ENERGIZE PUMP.
2. ALARMS
   a. PUMP FAILS TO RUN AFTER 30 SECONDS OF BEING COMMANDED ON.
   b. PUMP FAILS TO STOP AFTER 30 SECONDS OF BEING COMMANDED OFF.

4 H503 **CLE FUEL OIL PUMP CONTROLS SCHEMATIC**
SCALE: NOT TO SCALE

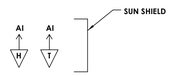

NOTE: USED TO MONITOR OUTSIDE AIR CONDITIONS IF NOT SPECIFIED AT INDIVIDUAL EQUIPMENT.

5 H503 **CLE OUTSIDE AIR MONITORING STATION**
NOT TO SCALE

CPL | Architecture Engineering Planning
50 Front Street Suite 202,
Newburgh, NY 12550
CPLteam.com

SOUTH ORANGETOWN Central School District
Capital Improvements Bond
Essential Infrastructure for Student Health, Safety and Success

PROJECT INFORMATION
Project Number
14457.20
Client Name
SOUTH ORANGETOWN CENTRAL SCHOOL DISTRICT
Project Name
PHASE 1: 2022 BOND

District Office Address
160 VAN WYCK RD, BLAUVELT, NY 10913

SOUTH ORANGETOWN CSD
- WILLIAM O. SCHAEFER SED# 50-03-01-06-0-012-019
- COITTAGE LANE ELEMENTARY SED#:50-03-01-06-0-010-022
- TAPPAN ZEE HIGH SCHOOL SED#:50-03-01-06-0-006-032
- WILLIAM O. SCHAEFER S&L SED#: 50-03-01-06-0-012-020
- COITTAGE LANE S&L SED#: 50-03-01-06-0-010-023
- COITTAGE LANE LIBRARY S&L SED#: 50-03-01-06-8-023-002
- WOS OUTDOOR CLASSROOM SED#: 50-03-01-06-7-053-001
- SOMS OUTDOOR CLASSROOM SED#: 50-03-01-06-7-056-001
- CLE OUTDOOR CLASSROOM SED#: 50-03-01-06-7-054-001
- TSHS OUTDOOR CLASSROOM SED#: 50-03-01-06-7-055-001

PROJECT ISSUE & REVISION SCHEDULE

No.	Date	Description

PROFESSIONAL STAMPS

NEW YORK STATE EDUCATION STATEMENT
IT IS A VIOLATION OF THE NEW YORK STATE EDUCATION LAW AND THE COMMISSIONER'S REGULATIONS FOR ANY PERSON, UNLESS ACTING UNDER THE DIRECTION OF A LICENSED ARCHITECT, ENGINEER OR LAND SURVEYOR, TO ALTER AN ITEM IN ANY WAY. IF AN ITEM BEARING THE SEAL OF AN ARCHITECT, ENGINEER OR SURVEYOR IS ALTERED, THE ALTERING PARTY SHALL AFFIX TO THE ITEM THEIR SEAL AND THE NOTATION "ALTERED BY" FOLLOWED BY THEIR SIGNATURE AND THE DATE OF SUCH ALTERATION, AND A SPECIFIC DESCRIPTION OF THE ALTERATION.

SHEET INFORMATION

Issued	Scale
10/18/2023	12" = 1'-0"

Project Status
BID DOCUMENTS

Drawn By	Checked By
KCM	JJM

Drawing Title
MECHANICAL CONTROLS

Drawing Number
GEN
H503

10/18/2023 1:02:03 PM <project location> REVIT PROJECT FILES ON BIM360

ALTERNATE MC-01 - PROVIDE NEW FULL BUILDING CONTROLS AND ALL ASSOCIATED COMPONENTS TO HAVE A NEW HEAD END AND FULLY OPERATIONAL SYSTEM. PROVIDE CONTROLS TO ALL EXISTING TO REMAIN EQUIPMENT.
BASE BID - PROVIDE CONTROLS AND NEW HEAD END FOR THE NEW EQUIPEMENT.
SEE PLANS FOR QUANTITY AND LOCATION, FOR BOTH SCHOOLS.
VERIFY ALL EXISTING CONTROL SEQUENCES BEFORE THE COMMENCEMENT OF ANY DEMOLITION WORK.

EXISTING KITCHEN EF

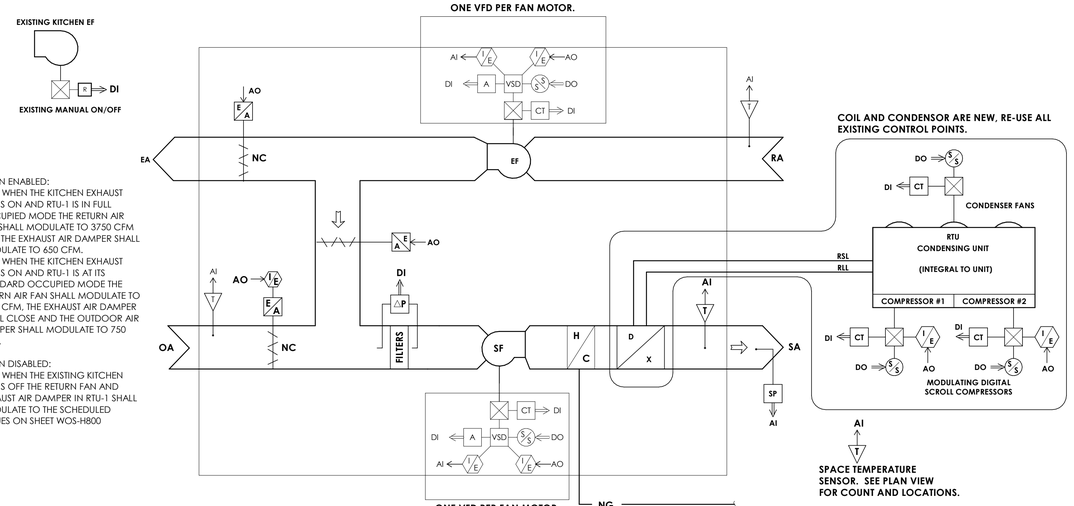

KITCHEN FAN ENABLED:
1. WHEN THE KITCHEN EXHAUST FAN IS ON AND RTU-1 IS IN FULL OCCUPIED MODE THE RETURN AIR FAN SHALL MODULATE TO 3750 CFM AND THE EXHAUST AIR DAMPER SHALL MODULATE TO 650 CFM.
2. WHEN THE KITCHEN EXHAUST FAN IS ON AND RTU-1 IS AT ITS STANDARD OCCUPIED MODE THE RETURN AIR FAN SHALL MODULATE TO 3750 CFM, THE EXHAUST AIR DAMPER SHALL CLOSE AND THE OUTDOOR AIR DAMPER SHALL MODULATE TO 750 CFM.

KITCHEN FAN DISABLED:
1. WHEN THE EXISTING KITCHEN FAN IS OFF THE RETURN FAN AND EXHAUST AIR DAMPER IN RTU-1 SHALL MODULATE TO THE SCHEDULED VALUES ON SHEET WOS-H800

1 / H504 **AIR-HANDLING UNIT RTU-WOS-1**
NOT TO SCALE

GENERAL NOTES:

1. SEQUENCES OF OPERATION SPECIFIED HEREIN, WHICH INDICATE THE FUNCTIONAL INTENT OF HVAC SYSTEMS, SUBSYSTEMS, AND/OR COMPONENTS OPERATION, ARE GENERAL IN NATURE AND MAY NOT FULLY DEFINE EVERY ASPECT OF PROGRAMMING THAT MAY BE REQUIRED TO FULFILL THE DESIGN INTENT. CONTRACTOR SHALL PROVIDE ALL PROGRAMMING AND HARDWARE NECESSARY TO OBTAIN THE SEQUENCES/SYSTEM OPERATION INDICATED, RESULTING IN STABLE HVAC SYSTEM OPERATION IN ACCORDANCE WITH THE DESIGN INTENT. THE SYSTEM SHALL COMMUNICATE WITH THE EXISTING BMS.

1.1 HVAC CONTROL SEQUENCES :

A. GENERAL
1. ALL SET POINTS, CHANGEOVER POINTS AND RESET SCHEDULES SHALL BE USER ADJUSTABLE.
2. CONTROL ALGORITHMS SHALL UTILIZE TUNED PID LOOPS TO MAINTAIN SET POINTS AND MINIMUM/MAXIMUM LEAVING AIR TEMPERATURES OPTIMALLY.
3. COORDINATE INDIVIDUAL ALARM NOTIFICATIONS WITH OWNER.
4. ALARMS SHALL BE CONFIGURED AS STATUS ONLY OR CRITICAL. STATUS ONLY ALARMS SHALL DISPLAY ALARM ON THE OWNER COORDINATED WORKSTATION(S) AND DEVICE(S). CRITICAL ALARMS SHALL INCORPORATE COORDINATED UNIT SHUTDOWN ALONG WITH DISPLAYING ALARMS ON THE OWNER COORDINATED DEVICES AND REQUIRE THE ALARM TO BE CLEARED PRIOR TO RESTARTING THE EQUIPMENT.
5. ALL HVAC EQUIPMENT SHALL OPERATE IN OCCUPIED/UNOCCUPIED MODES AS DETERMINED BY THE DDC BUILDING TIME CLOCK SYSTEM. OBTAIN THE BUILDING OCCUPANCY SCHEDULE FROM THE OWNER.
6. ALL EQUIPMENT SHALL UTILIZE OPTIMUM START/STOP PROGRAMS.
7. ASSIGN ALL EQUIPMENT A STAGGER START NUMBER TO KEEP TO MANY UNITS FROM STARTING AT THE SAME TIME. IN EFFECT, THIS FLATTENS LOAD PEAKS. THIS INCLUDES START-UP ON EMERGENCY POWER.
8. UNOCCUPIED OVERRIDE BUTTONS SHALL PLACE THE SPACE EQUIPMENT IN OCCUPIED MODE FOR A PERIOD OF ONE-HOUR (ADJUSTABLE).
9. COORDINATE CHILLED WATER VALVE AND CHILLED WATER PUMP RESPONSE TIME WITH THE CHILLER MANUFACTURER'S MAXIMUM RATE OF CHANGE IN CHILLED WATER FLOW.

B. UNIVERSAL SET POINTS. UNLESS OTHERWISE NOTED, USE THE FOLLOWING SPACE TEMPERATURE SET POINTS. SET POINTS SHALL BE INDEPENDENTLY ADJUSTABLE BY SPACE THROUGH THE BMS.

	OCCUPIED MODES		UNOCCUPIED MODES	
	COOLING	HEATING	COOLING	HEATING
OCCUPIED SPACES	74°F	69°F	85°F	55°F
UNOCCUPIED SPACES	80°F	60°F	85°F	55°F

3.1 HVAC CONTROL SEQUENCES
A. ALL HVAC EQUIPMENT SHALL OPERATE IN OCCUPIED/UNOCCUPIED MODES AS DETERMINED BY THE DDC BUILDING TIME CLOCK SYSTEM. OBTAIN THE BUILDING OCCUPANCY SCHEDULE FROM THE OWNER.
B. AHU'S/RTU'S AND ASSOCIATED SPACE EQUIPMENT AND DUCTWORK SYSTEM:
1. ASSIGN EACH RTU A STAGGER START NUMBER TO KEEP TOO MANY UNITS FROM STARTING AT THE SAME TIME. IN EFFECT, THIS FLATTENS LOAD PEAKS. THIS INCLUDES START-UP ON EMERGENCY POWER.
2. OUTSIDE AIR AND RETURN AIR DAMPERS SHALL NEVER BE SIMULTANEOUSLY CLOSED. IN UNOCCUPIED MODES, THE RETURN AIR DAMPER SHALL BE FULL OPEN AND SHALL ONLY MODULATE CLOSED AS THE OUTDOOR AIR DAMPER MODULATES OPEN TO PROVIDE MAKEUP FOR SPACES THAT ARE EXHAUSTED.
3. ALL OCCUPIED MODES:
A. RTU SUPPLY FAN:
1) RUN CONTINUOUSLY.
B. RTU EXHAUST FAN:
1) RUN CONTINUOUSLY.
C. OUTSIDE AIR DAMPER:
1) OPEN TO MAINTAIN OUTSIDE AIR QUANTITY AS SCHEDULED, OUTSIDE AIR DAMPER SHALL NEVER BE POSITIONED BELOW THIS MINIMUM EXCEPT IN CASE OF EMERGENCY.
2) MODULATE OUTSIDE AIR DAMPER BEYOND SCHEDULED MINIMUM POSITION AS FOLLOWS:
A) AS REQUIRED FOR ECONOMIZER COOLING (SEE COOLING MODE BELOW).
D. EXHAUST AIR DAMPER:
1) MODULATE WITH OUTSIDE AIR DAMPER TO MAINTAIN FOLLOWING AIR BALANCE: EXH CFM = SA CFM – OA CFM.
4. OCCUPIED HEATING MODE –SPACE TEMPERATURE BELOW SET POINT.
A. UNIT MOUNTED HEATING COIL: MODULATE COIL CONTROL VALVE (CV) TO MAINTAIN SPACE TEMPERATURE SET POINT.
B. UNIT MOUNTED INDIRECT FIRED GAS HEATING: MODULATE GAS BURNER TO MAINTAIN SPACE TEMPERATURE SET POINT.
C. SPACE TEMPERATURE SET POINTS:
1) HEATING = 69 DEGREES (ADJUSTABLE).
D. LAT TEMPERATURE SET POINTS:
1) MINIMUM TEMPERATURE RESET SCHEDULE:
A. 65 DEGREE LAT AT 0 DEGREE OAT.
B. 55 DEGREE LAT AT 55 DEGREE OAT.
5. OCCUPIED ECONOMIZER COOLING MODE – WHEN THERE IS CALL FOR COOLING AND THE OUTDOOR AIR TEMPERATURE IS BELOW THE SPACE TEMPERATURE.
1) ECONOMIZER COOLING SET POINT: 74°F.
2) MODULATE EXHAUST AND OUTDOOR AIR DAMPERS INVERSELY TO MAINTAIN SPACE TEMPERATURE SET POINT.
6. ALL UNOCCUPIED MODES:
i. SPACE TEMPERATURE SET POINTS:
1) HEATING = 60 DEGREES.
2) COOLING = 85 DEGREES. FOR UNITS WITH DX.
b. RTU AND DUCT MOUNTED HEATING COIL:
1) ALL SAME AS OCCUPIED MODE WITH FOLLOWING EXCEPTIONS:
a) ENABLE AND DISABLE UNIT ONLY TO MEET TEMPERATURE SET POINT.
b) RETURN AIR DAMPER SHALL BE IN THE FULL OPEN POSITION.
c) EXHAUST AIR DAMPER SHALL BE IN THE FULL CLOSED POSITION.
d) THE EXHAUST FAN SHALL REMAIN DISABLED.
7. WARM-UP MODE.:
a. ALL UNITS SHALL START PER OPTIMUM START PROGRAM.
1) OPTIMUM START DURATION SHALL BE DETERMINED BASED ON OUTSIDE AIR TEMPERATURE.
1) DURING THE OPTIMUM START PERIOD, THE HEATING SET-POINT SHALL BE LINEARLY RAMPED UP FROM UNOCCUPIED HEATING SET-POINT TO OCCUPIED HEATING SET POINT.
2) WHEN THE HEATING SET-POINT CROSSES ABOVE THE SPACE TEMPERATURE, THE SUPPLY FAN SHALL BE COMMANDED ON, THE MIXING DAMPERS SHALL REMAIN CLOSED AND THE HEATING VALVE WILL MODULATE TO MAINTAIN HEATING SET-POINT.
b. SYSTEMS SHALL OPERATE AS DESCRIBED IN UNOCCUPIED HEATING MODE WITH TEMPERATURE SET POINT EQUAL TO OCCUPIED MODE.
8. ALARMS – PROVIDE AN ALARM FOR EACH OF THE FOLLOWING:
a. FAN MOTOR FAILURES.
b. DISCHARGE AIR TEMPERATURE LOW/HIGH LIMITS.
c. SPACE TEMPERATURE LOW/HIGH LIMITS +/-5°F.
d. VFD FAULT.
9. UNOCCUPIED MODE BY OCCUPANCY SENSOR DURING DDC SCHEDULED OCCUPIED PERIOD
a. DURING THE SCHEDULED OCCUPIED MODE, WHEN THE SPACE IS UNOCCUPIED AS SENSED BY THE ROOM OCCUPANCY SENSOR, THE OUTSIDE AIR DAMPER WILL BE SET TO THE STANDARD OCCUPANCY MINIMUM OUTSIDE AIR AS INDICATED ON THE SCHEDULE.
b. IN HEATING MODE, THE SPACE TEMPERATURE SET-POINT SHALL BE RESET TO 2°F (ADJUSTABLE) LOWER THAN THE OCCUPIED SET-POINT. IN COOLING MODE, THE SPACE TEMPERATURE SET-POINT SHALL BE RESET TO 2°F (ADJUSTABLE) HIGHER THAN THE OCCUPIED SET-POINT.
c. THE SUPPLY FAN SHALL CYCLE REMAIN ON TO MAINTAIN THE STANDARD MINIMUM OUTSIDE air.
d. WHEN THE SPACE IS OCCUPIED AS SENSED BY THE ROOM OCCUPANCY SENSOR, THE SEQUENCE SHALL BE INDEXED TO THE OCCUPIED MODE.

C. CARBON MONOXIDE DETECTION:
1. UPON RISE IN CARBON MONOXIDE AT OR ABOVE 20PPM AS DETECTED BY A SPACE SENSOR, DISPLAY
ALARM AT OPERATOR WORK STATION.
2. UPON RISE IN CARBON MONOXIDE LEVEL AT OR ABOVE 30PPM AS DETECTED BY A SPACE SENSOR.
SOUND AUDIBLE ALARM AT SENSOR AND AT THE ASSOCIATED HALLWAY SENSOR IF APPLICABLE.

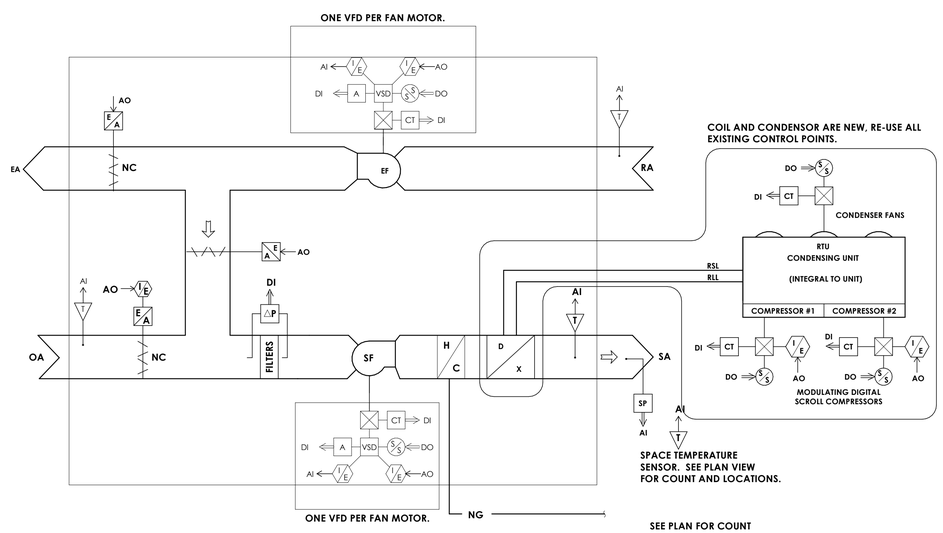

2 / H504 **AIR-HANDLING UNIT RTU-WOS-2**
NOT TO SCALE

CPL | Architecture Engineering Planning
50 Front Street Suite 202,
Newburgh, NY 12550
CPLteam.com

SOUTH ORANGETOWN Central School District
Capital Improvements Bond
Essential Infrastructure for Student Health, Safety and Success

PROJECT INFORMATION
Project Number
14457.20
Client Name
SOUTH ORANGETOWN CENTRAL SCHOOL DISTRICT
Project Name
PHASE 1: 2022 BOND

District Office Address
160 VAN WYCK RD, BLAUVELT, NY 10913

SOUTH ORANGETOWN CSD
- WILLIAM O. SCHAEFER SED# 50-03-01-06-0-012-019
- COTTAGE LANE ELEMENTARY SED#:50-03-01-06-0-010-022
- TAPPAN ZEE HIGH SCHOOL SED#:50-03-01-06-0-006-032
- WILLIAM O. SCHAEFER S&L SED#: 50-03-01-06-0-012-020
- COTTAGE LANE S&L SED#: 50-03-01-06-0-010-023
- COTTAGE LANE LIBRARY S&L SED#: 50-03-01-06-8-023-002
- WOS OUTDOOR CLASSROOM SED#: 50-03-01-06-7-053-001
- SOMS OUTDOOR CLASSROOM SED#: 50-03-01-06-7-056-001
- CLE OUTDOOR CLASSROOM SED#: 50-03-01-06-7-054-001
- TZHS OUTDOOR CLASSROOM SED#: 50-03-01-06-7-055-001

PROJECT ISSUE & REVISION SCHEDULE

No.	Date	Description

PROFESSIONAL STAMPS

NEW YORK STATE EDUCATION STATEMENT
IT IS A VIOLATION OF THE NEW YORK STATE EDUCATION LAW AND THE COMMISSIONER'S REGULATIONS FOR ANY PERSON, UNLESS ACTING UNDER THE DIRECTION OF A LICENSED ARCHITECT, ENGINEER OR LAND SURVEYOR, TO ALTER AN ITEM IN ANY WAY. IF AN ITEM BEARING THE SEAL OF AN ARCHITECT, ENGINEER OR SURVEYOR IS ALTERED, THE ALTERING PARTY SHALL AFFIX TO THE ITEM THEIR SEAL AND THE NOTATION "ALTERED BY" FOLLOWED BY THEIR SIGNATURE AND THE DATE OF SUCH ALTERATION, AND A SPECIFIC DESCRIPTION OF THE ALTERATION.

SHEET INFORMATION
Issued: 10/18/2023
Scale: 12" = 1'-0"
Project Status: BID DOCUMENTS
Drawn By: KCM
Checked By: JJM
Drawing Title: MECHANICAL CONTROLS
Drawing Number
GEN
H504

10/18/2023 1:02:04 PM <project location> REVIT PROJECT FILES ON BIM360

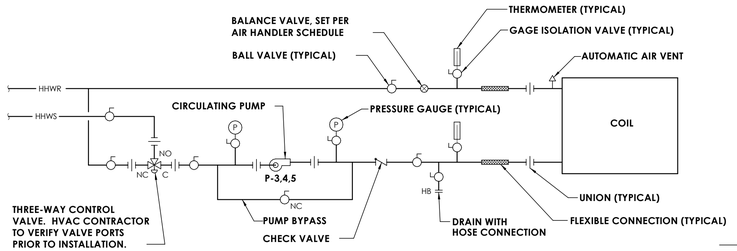

1 H800 AIR HANDLING UNIT - HOT WATER COIL PIPING SCHEMATIC

NOT TO SCALE

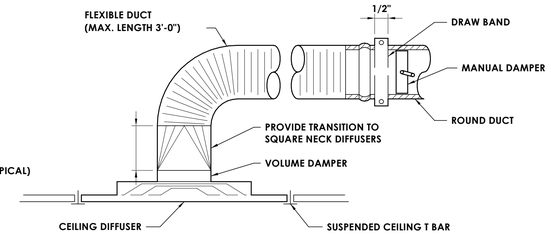

2 H800 DIFFUSER DETAIL

NOT TO SCALE

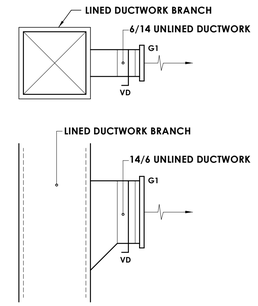

3 H800 GRILLE G-1 DETAIL

NOT TO SCALE

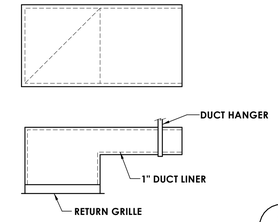

NOTE: COORDINATE HEIGHT OF DUCT BOOT TO AVOID INTERFERENCE WITH LIGHTS AND JOISTS.

4 H800 DUCT BOOT DETAIL

NOT TO SCALE

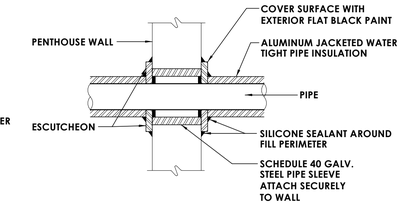

5 H800 PIPE THROUGH NON-RATED WALL

NOT TO SCALE

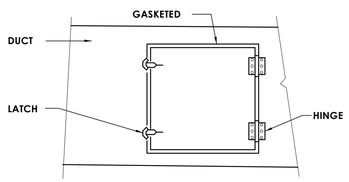

PLAN VIEW

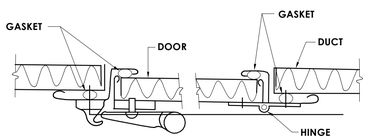

SECTION VIEW

6 H800 ACCESS DOOR DETAIL

NOT TO SCALE

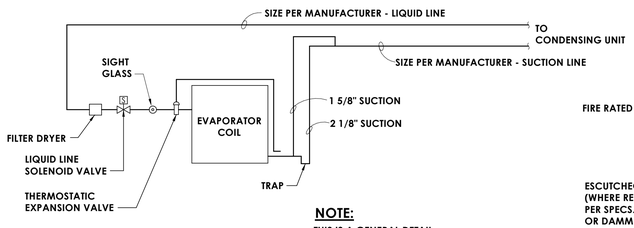

NOTE:

THIS IS A GENERAL DETAIL. MANUFACTURER'S REQUIREMENTS AND RECOMMENDATIONS SUPERSEDE THIS DETAIL.

7 H800 REFRIGERANT PIPING SCHEMATIC

NOT TO SCALE

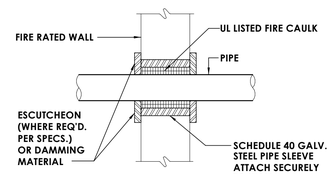

8 H800 PIPE THROUGH RATED WALL

NOT TO SCALE

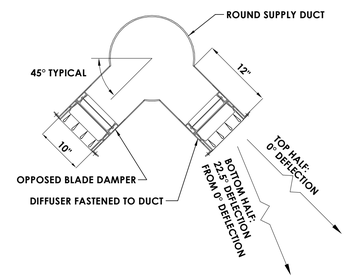

9 H800 GYM DUCTWORK DIFFUSER DETAIL

SCALE: 1" = 1'-0"

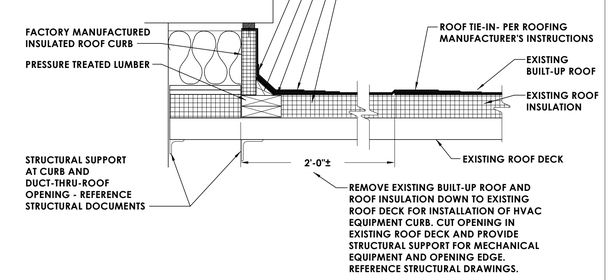

NOTE:

ALL ROOFTOP HVAC UNITS REQUIRED TO HAVE ROOFING REQUIREMENTS AS SHOWN.

10 H800 RTU CURB ROOFING DETAIL

NOT TO SCALE

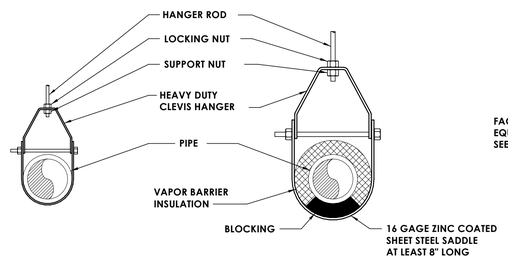

CLEVIS HANGER
SINGLE HORIZONTAL RUNS
NO VAPOR BARRIER INSULATION

CLEVIS HANGER
SINGLE HORIZONTAL RUNS
WITH VAPOR BARRIER INSULATION

12 H800 PIPE SUPPORT DETAIL

NOT TO SCALE

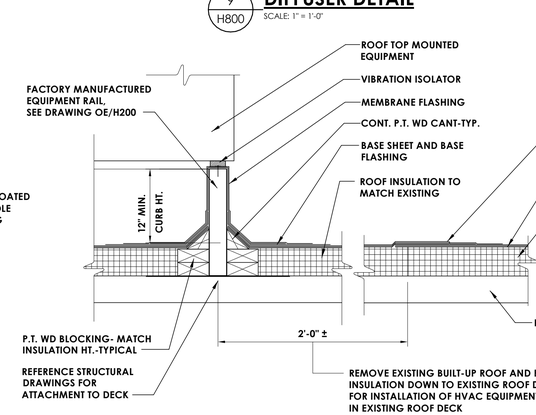

13 H800 EQUIPMENT RAIL DETAIL

SCALE: NOT TO SCALE

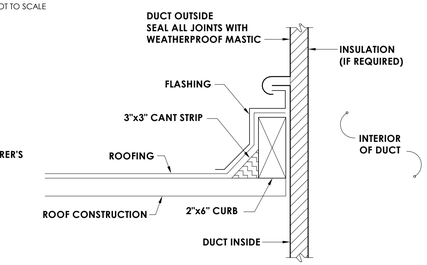

14 H800 DUCT THRU ROOF

NOT TO SCALE

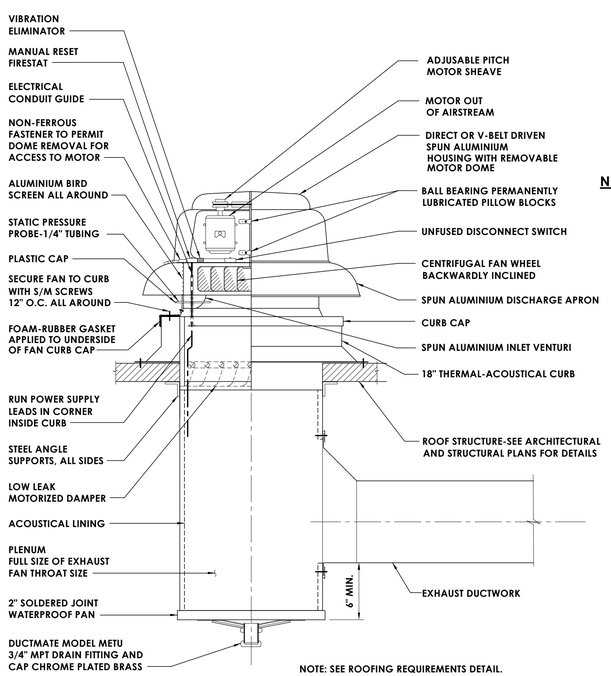

NOTE: SEE ROOFING REQUIREMENTS DETAIL.

11 H800 EXHAUST FAN DETAIL

NOT TO SCALE

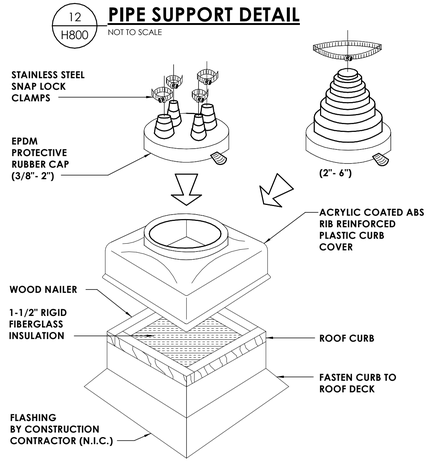

15 H800 PIPE PORTAL DETAIL

NOT TO SCALE

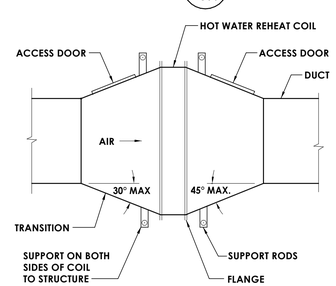

NOTE:

SUPPORT DUCTWORK INDEPENDENTLY OF THE COIL.

16 H800 REHEAT COIL DETAIL

NOT TO SCALE

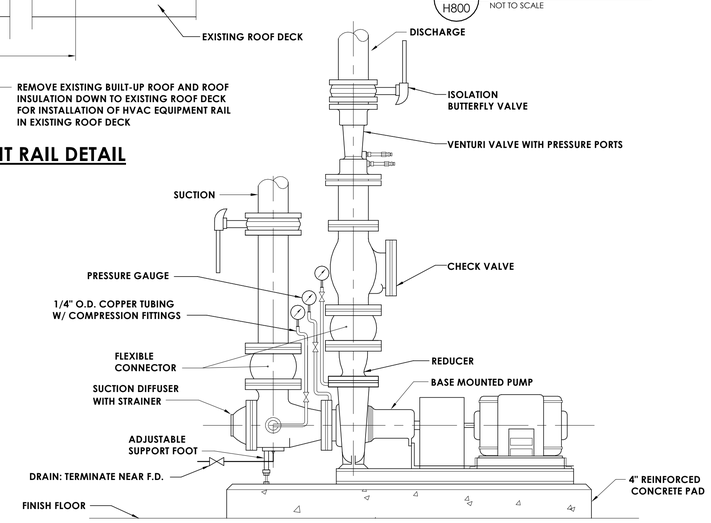

17 H800 BASE MOUNTED PUMP WITH VFD DETAIL

NOT TO SCALE

CPL | Architecture Engineering Planning
50 Front Street Suite 202,
Newburgh, NY 12550
CPLteam.com

SOUTH ORANGETOWN Central School District

Capital Improvements Bond

Essential Infrastructure for Student Health, Safety and Success

PROJECT INFORMATION

Project Number
14457.20

Client Name
SOUTH ORANGETOWN CENTRAL SCHOOL DISTRICT

Project Name
PHASE 1: 2022 BOND

District Office Address
160 VAN WYCK RD.
BLAUVELT, NY 10913

SOUTH ORANGETOWN CSD

- WILLIAM O. SCHAEFER SED#:50-03-01-06-0-012-019
- COTTAGE LANE ELEMENTARY SED#:50-03-01-06-0-010-022
- TAPPAN ZEE HIGH SCHOOL SED#:50-03-01-06-0-006-032
- WILLIAM O. SCHAEFER S&L SED#: 50-03-01-06-0-012-020
- COTTAGE LANE S&L SED#: 50-03-01-06-0-010-023
- COTTAGE LANE LIBRARY S&L SED#:, 50-03-01-06-8-023-002
- WOS OUTDOOR CLASSROOM SED#: 50-03-01-06-7-053-001
- SOMS OUTDOOR CLASSROOM SED#: 50-03-01-06-7-056-001
- CLE OUTDOOR CLASSROOM SED#: 50-03-01-06-7-054-001
- TZHS OUTDOOR CLASSROOM SED#: 50-03-01-06-7-055-001

PROJECT ISSUE & REVISION SCHEDULE

vv	Date	Description

PROFESSIONAL STAMPS

NEW YORK STATE EDUCATION STATEMENT

IT IS A VIOLATION OF THE NEW YORK STATE EDUCATION LAW AND THE COMMISSIONER'S REGULATIONS FOR ANY PERSON, UNLESS ACTING UNDER THE DIRECTION OF A LICENSED ARCHITECT, ENGINEER OR LAND SURVEYOR, TO ALTER AN ITEM IN ANY WAY. IF AN ITEM BEARING THE SEAL OF AN ARCHITECT, ENGINEER OR SURVEYOR IS ALTERED, THE ALTERING PARTY SHALL AFFIX TO THE ITEM THEIR SEAL AND THE NOTATION "ALTERED BY" FOLLOWED BY THEIR SIGNATURE AND THE DATE OF SUCH ALTERATION, AND A SPECIFIC DESCRIPTION OF THE ALTERATION.

SHEET INFORMATION

Issued	Scale
10/18/23	NTS

Project Status
BID DOCUMENT

Drawn By	Checked By
KCM	JJM

Drawing Title
HVAC DETAILS

Drawing Number
GEN
H800

10/18/2023 9:24:03 AM <project location> REVIT PROJECT FILES ON BIM360

KEY NOTES

1. REMOVE EXISTING PUMP, PUMP TRIM, AND CONTROLS. PREPARE PIPING FOR NEW PUMP.
2. PREPARE EXISTING EQUIPMENT FOR NEW CONTROLS. **BID ALTERNATE MC-01.**

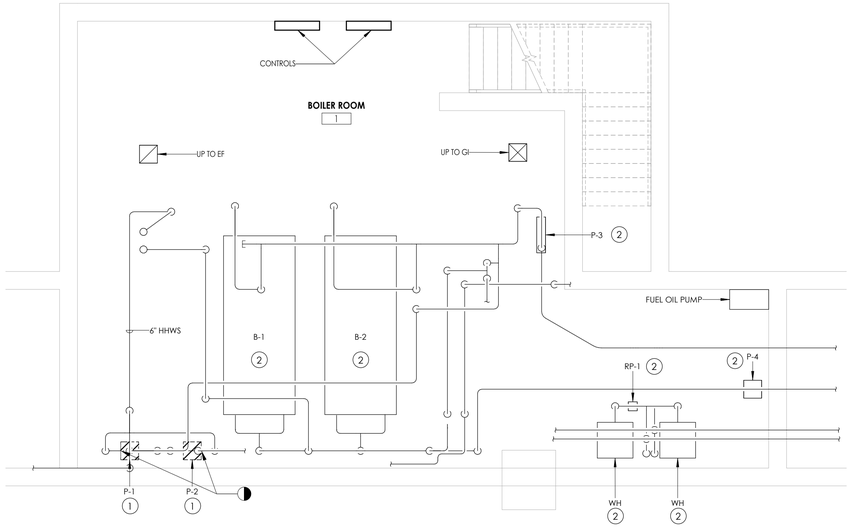

1 / H100 **BASEMENT BOILER ROOM DEMOLITION PLAN**

1/4" = 1'-0"

KEY PLAN:

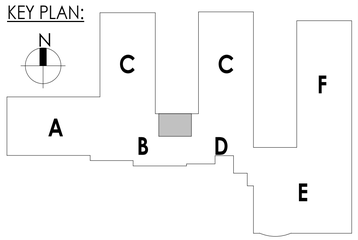

CPL | Architecture Engineering Planning
50 Front Street Suite 202,
Newburgh, NY 12550
CPLteam.com

SOUTH ORANGETOWN Central School District

Capital Improvements Bond

Essential Infrastructure for Student Health, Safety and Success

PROJECT INFORMATION

Project Number
14457.20

Client Name
SOUTH ORANGETOWN CENTRAL SCHOOL DISTRICT

Project Name
PHASE 1: 2022 BOND

District Office Address
160 VAN WYCK RD.
BLAUVELT, NY 10913

SOUTH ORANGETOWN CSD

- ☐ WILLIAM O. SCHAEFER SED#:50-03-01-06-0-012-019
- ☐ COTTAGE LANE ELEMENTARY SED#:50-03-01-06-0-010-022
- ☐ TAPPAN ZEE HIGH SCHOOL SED#:50-03-01-06-0-006-032
- ☐ WILLIAM O. SCHAEFER S&L SED#: 50-03-01-06-0-012-020
- ☐ COTTAGE LANE S&L SED#: 50-03-01-06-0-010-023
- ☐ COTTAGE LANE LIBRARY S&L SED#: 50-03-01-06-8-023-002
- ☐ WOS OUTDOOR CLASSROOM SED#: 50-03-01-06-7-053-001
- ☐ SOMS OUTDOOR CLASSROOM SED#: 50-03-01-06-7-056-001
- ☐ CLE OUTDOOR CLASSROOM SED#: 50-03-01-06-7-054-001
- ☐ TZHS OUTDOOR CLASSROOM SED#: 50-03-01-06-7-055-001

PROJECT ISSUE & REVISION SCHEDULE

vv	Date	Description

PROFESSIONAL STAMPS

NEW YORK STATE EDUCATION STATEMENT

IT IS A VIOLATION OF THE NEW YORK STATE EDUCATION LAW AND THE COMMISSIONER'S REGULATIONS FOR ANY PERSON, UNLESS ACTING UNDER THE DIRECTION OF A LICENSED ARCHITECT, ENGINEER OR LAND SURVEYOR, TO ALTER AN ITEM IN ANY WAY. IF AN ITEM BEARING THE SEAL OF AN ARCHITECT, ENGINEER OR LAND SURVEYOR IS ALTERED, THE ALTERING PARTY SHALL AFFIX TO THE ITEM THEIR SEAL AND THE NOTATION "ALTERED BY" FOLLOWED BY THEIR SIGNATURE AND THE DATE OF SUCH ALTERATION, AND A SPECIFIC DESCRIPTION OF THE ALTERATION.

SHEET INFORMATION

Issued	Scale
10/18/23	1/4" = 1'-0"

Project Status
BID DOCUMENT

Drawn By	Checked By
KCM	JJM

Drawing Title
BOILER ROOM DEMOLITION PLAN

Drawing Number
CLE
H100

10/18/2023 9:22:40 AM <project location> REVIT PROJECT FILES ON BIM360

KEY NOTES

1. REMOVE UNIT VENTILATOR, LOUVER AND SLEEVE TO REMAIN. DISCONNECT PIPING FROM UNIT VENTILATOR AND PREPARE FOR NEW CONNECTION. ACM MASTIC EXISTS UNDER EXISTING FLOORING. IF ANY DISTURBANCE TO THE FLOOR OCCURS, STOP WORK IMMEDIATELY AND NOTIFY THE CM.
2. REMOVE EXISTING TEMPERATURE CONTROLS. PREPARE FOR NEW CONTROLS.
3. REMOVE EXISTING DUCTWORK UP TO GRAVITY RELIEF FAN ON ROOF. PATCH ROOF AND SEAL WEATHER TIGHT.
4. REMOVE AND CLEAN EXISTING GRILLES. SAVE FOR REINSTALLATION.
5. REMOVE EXISTING TRANSFER DUCTWORK. PATCH AND PAINT WALL TO MATCH EXISTING.
6. REMOVE GRILLES AND DUCT TO POINT INDICATED. PREPARE FOR NEW CONNECTION REFERANCE H102 FOR CONTINUATION.
7. PREPARE EXISTING EQUIPMENT FOR NEW CONTROLS. **BID ALTERNATE MC-01.**

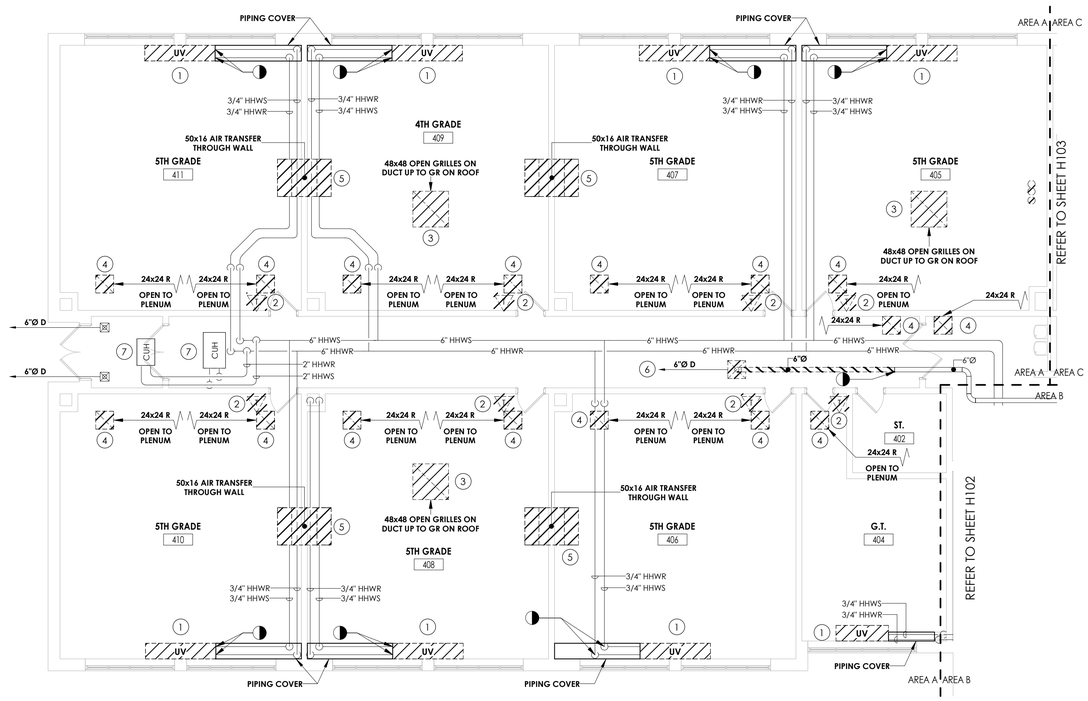

1 / H101 **FIRST FLOOR HVAC DEMOLITION PLAN - AREA A**

1/8" = 1'-0"

KEY PLAN:

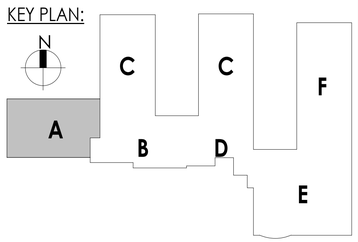

CPL | Architecture Engineering Planning
50 Front Street Suite 202,
Newburgh, NY 12550
CPLteam.com

SOUTH ORANGETOWN Central School District

Capital Improvements Bond

Essential Infrastructure for Student Health, Safety and Success

PROJECT INFORMATION

Project Number
14457.20

Client Name
SOUTH ORANGETOWN CENTRAL SCHOOL DISTRICT

Project Name
PHASE 1: 2022 BOND

District Office Address
160 VAN WYCK RD.
BLAUVELT, NY 10913

SOUTH ORANGETOWN CSD

- ☐ WILLIAM O. SCHAEFER SED#:50-03-01-06-0-012-019
- ■ COITTAGE LANE ELEMENTARY SED#:50-03-01-06-0-010-022
- ☐ TAPPAN ZEE HIGH SCHOOL SED#:50-03-01-06-0-006-032
- ☐ WILLIAM O. SCHAEFER S&L SED#: 50-03-01-06-0-012-020
- ☐ COITTAGE LANE S&L SED#: 50-03-01-06-0-010-023
- ☐ COITTAGE LANE LIBRARY S&L SED#: 50-03-01-06-8-023-002
- ☐ WOS OUTDOOR CLASSROOM SED#: 50-03-01-06-7-053-001
- ☐ SOMS OUTDOOR CLASSROOM SED#: 50-03-01-06-7-056-001
- ☐ CLE OUTDOOR CLASSROOM SED#: 50-03-01-06-7-054-001
- ☐ TZHS OUTDOOR CLASSROOM SED#: 50-03-01-06-7-055-001

PROJECT ISSUE & REVISION SCHEDULE

vv	Date	Description

PROFESSIONAL STAMPS

NEW YORK STATE EDUCATION STATEMENT

IT IS A VIOLATION OF THE NEW YORK STATE EDUCATION LAW AND THE COMMISSIONER'S REGULATIONS FOR ANY PERSON, UNLESS ACTING UNDER THE DIRECTION OF A LICENSED ARCHITECT, ENGINEER OR LAND SURVEYOR, TO ALTER AN ITEM IN ANY WAY. IF AN ITEM BEARING THE SEAL OF AN ARCHITECT, ENGINEER OR SURVEYOR IS ALTERED, THE ALTERING PARTY SHALL AFFIX TO THE ITEM THEIR SEAL AND THE NOTATION "ALTERED BY" FOLLOWED BY THEIR SIGNATURE AND THE DATE OF SUCH ALTERATION, AND A SPECIFIC DESCRIPTION OF THE ALTERATION.

SHEET INFORMATION

Issued	Scale
10/18/23	1/8" = 1'-0"

Project Status
BID DOCUMENT

Drawn By	Checked By
KCM	JJM

Drawing Title
FIRST FLOOR HVAC DEMOLITION PLAN - AREA A

Drawing Number
CLE
H101

10/18/2023 9:22:43 AM <project location> REVIT PROJECT FILES ON BIM360

KEY NOTES

1. REMOVE EXISTING TEMPERATURE CONTROLS. PREPARE FOR NEW CONTROLS.
2. REMOVE EXISTING DIFFUSER/GRILLE AND ASSOCIATED DUCTWORK.
3. REMOVE EXISTING CEILING UNIT VENTILATOR AND PIPING BACK TO MAIN AND CAP.
4. PREPARE EXISTING EQUIPMENT FOR NEW CONTROLS. **BID ALTERNATE MC-01.**
5. REMOVE EXISTING CEILING CABINET UNIT HEATER.
6. REMOVE AND SAVE EXISTING EQUIPMENT AND DUCTWORK FOR NEW LOCATION. DISCONNECT DUCT AT POINTS INDICATED AND PREPARE FOR RECONNECTION. PREPARE EQUIPMENT FOR NEW CONTROLS.
7. REMOVE EXISTING UNIT VENTILATOR AND RETURN UNIT TO OWNER. LOUVER AND PIPING TO REMAIN.

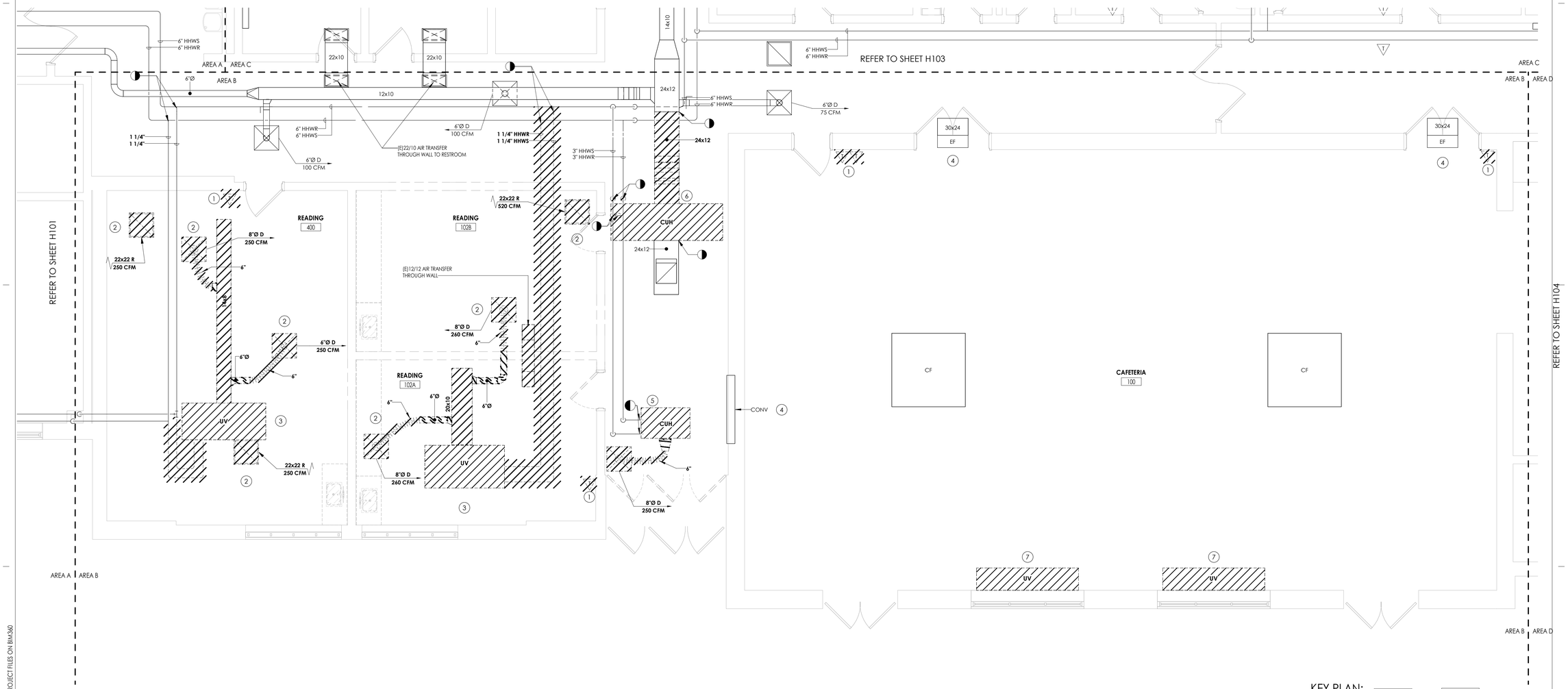

1 / H102 **FIRST FLOOR HVAC DEMOLITION PLAN - AREA B**
1/4" = 1'-0"

KEY PLAN:

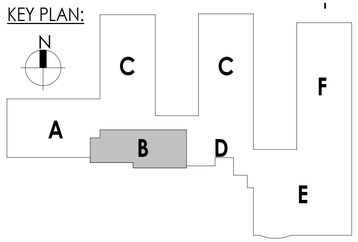

CPL | Architecture Engineering Planning
50 Front Street Suite 202,
Newburgh, NY 12550
CPLteam.com

SOUTH ORANGETOWN Central School District
Capital Improvements Bond
Essential Infrastructure for Student Health, Safety and Success

PROJECT INFORMATION

Project Number
14457.20

Client Name
SOUTH ORANGETOWN CENTRAL SCHOOL DISTRICT

Project Name
PHASE 1: 2022 BOND

District Office Address
160 VAN WYCK RD.
BLAUVELT, NY 10913

SOUTH ORANGETOWN CSD
- ☐ WILLIAM O. SCHAEFER SED#:50-03-01-06-0-012-019
- ■ COTTAGE LANE ELEMENTARY SED#:50-03-01-06-0-010-022
- ☐ TAPPAN ZEE HIGH SCHOOL SED#:50-03-01-06-0-006-032
- ☐ WILLIAM O. SCHAEFER S&L SED#: 50-03-01-06-0-012-020
- ☐ COTTAGE LANE S&L SED#: 50-03-01-06-0-010-023
- ☐ COTTAGE LANE LIBRARY S&L SED#:; 50-03-01-06-8-023-002
- ☐ WOS OUTDOOR CLASSROOM SED#: 50-03-01-06-7-053-001
- ☐ SOMS OUTDOOR CLASSROOM SED#: 50-03-01-06-7-056-001
- ☐ CLE OUTDOOR CLASSROOM SED#: 50-03-01-06-7-054-001
- ☐ TZHS OUTDOOR CLASSROOM SED#: 50-03-01-06-7-055-001

PROJECT ISSUE & REVISION SCHEDULE

vv	Date	Description

PROFESSIONAL STAMPS

NEW YORK STATE EDUCATION STATEMENT
IT IS A VIOLATION OF THE NEW YORK STATE EDUCATION LAW AND THE COMMISSIONER'S REGULATIONS FOR ANY PERSON, UNLESS ACTING UNDER THE DIRECTION OF A LICENSED ARCHITECT, ENGINEER OR LAND SURVEYOR, TO ALTER AN ITEM IN ANY WAY. IF AN ITEM BEARING THE SEAL OF AN ARCHITECT, ENGINEER OR SURVEYOR IS ALTERED, THE ALTERING ARCHITECT, ENGINEER OR SURVEYOR SHALL AFFIX THE HIS/HER SEAL AND THE NOTATION "ALTERED BY" FOLLOWED BY THEIR SIGNATURE AND THE DATE OF SUCH ALTERATION, AND A SPECIFIC DESCRIPTION OF THE ALTERATION.

SHEET INFORMATION

Issued	Scale
10/18/23	1/4" = 1'-0"

Project Status
BID DOCUMENT

Drawn By	Checked By
KCM	JJM

Drawing Title
FIRST FLOOR HVAC DEMOLITION PLAN - AREA B

Drawing Number
CLE H102

10/18/2023 9:22:45 AM <project location> REVIT PROJECT FILES ON BIM360

KEY NOTES

1. REMOVE UNIT VENTILATOR, LOUVER AND SLEEVE TO REMAIN. DISCONNECT PIPING FROM UNIT VENTILATOR AND PREPARE FOR NEW CONNECTION. ACM MASTIC EXISTS UNDER EXISTING FLOORING. IF ANY DISTURBANCE TO THE FLOOR OCCURS, STOP WORK IMMEDIATELY AND NOTIFY THE CM.
2. REMOVE EXISTING TEMPERATURE CONTROLS. PREPARE FOR NEW CONTROLS.
3. REMOVE EXISTING GRILLES. SAVE FOR REINSTALLATION.
4. REVOME EXISTING CEILING FANS AND CONTROLS.
5. PREPARE EXISTING EQUIPMENT FOR NEW CONTROLS. **BID ALTERNATE MC-01.**

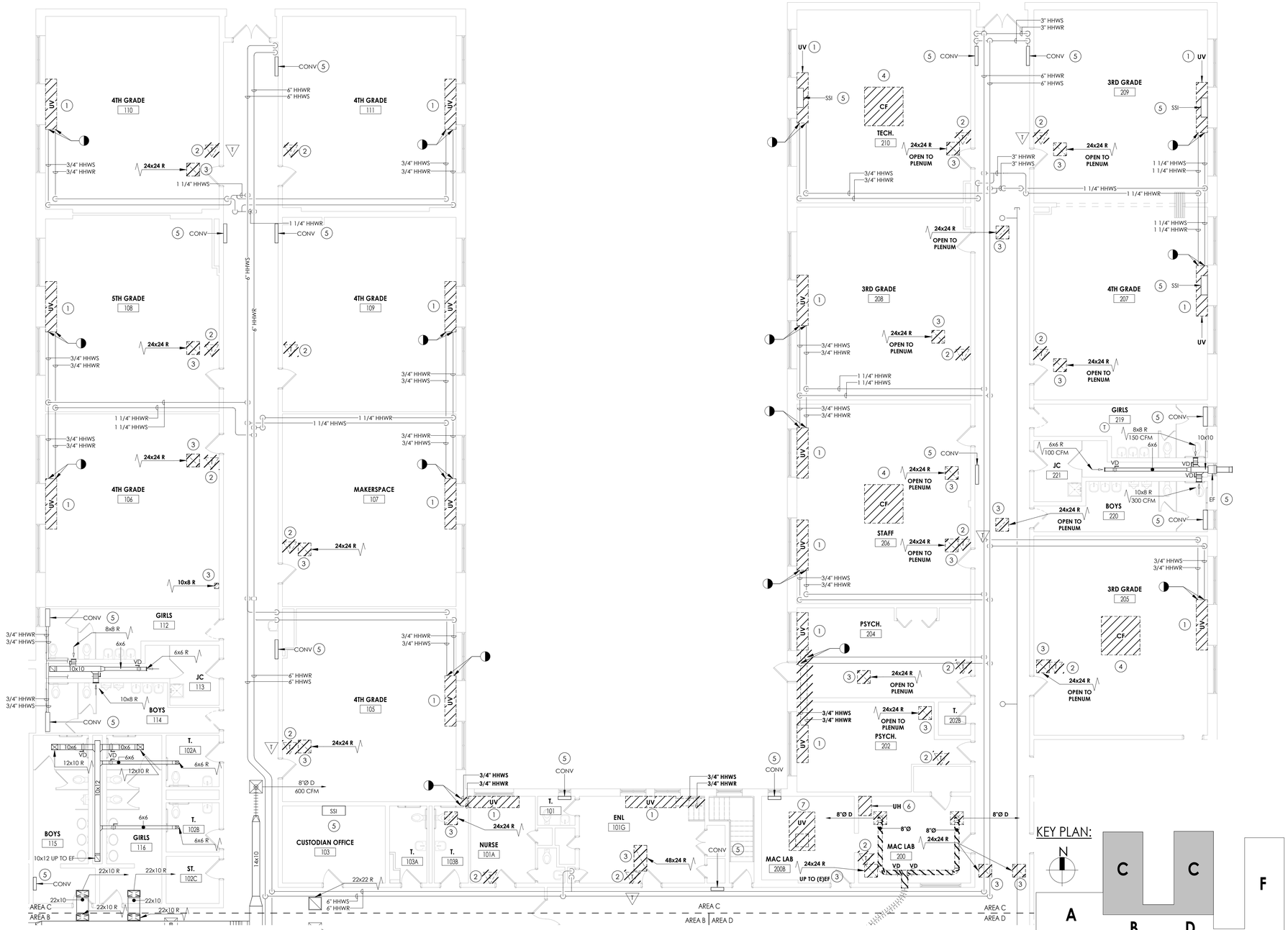

1 / H103 **FIRST FLOOR HVAC DEMOLITION PLAN - AREA C**
1/8" = 1'-0"

CPL | Architecture Engineering Planning
50 Front Street Suite 202,
Newburgh, NY 12550
CPLteam.com

SOUTH ORANGETOWN Central School District
Capital Improvements Bond
Essential Infrastructure for Student Health, Safety and Success

PROJECT INFORMATION

Project Number
14457.20

Client Name
SOUTH ORANGETOWN CENTRAL SCHOOL DISTRICT

Project Name
PHASE 1: 2022 BOND

District Office Address
160 VAN WYCK RD.
BLAUVELT, NY 10913

SOUTH ORANGETOWN CSD
- ☐ WILLIAM O. SCHAEFER SED#:50-03-01-06-0-012-019
- ■ COTTAGE LANE ELEMENTARY SED#:50-03-01-06-0-010-022
- ☐ TAPPAN ZEE HIGH SCHOOL SED#:50-03-01-06-0-006-032
- ☐ WILLIAM O. SCHAEFER S&L SED#: 50-03-01-06-0-012-020
- ☐ COTTAGE LANE S&L SED#: 50-03-01-06-0-010-023
- ☐ COTTAGE LANE LIBRARY S&L SED#: 50-03-01-06-8-023-002
- ☐ WOS OUTDOOR CLASSROOM SED#: 50-03-01-06-7-053-001
- ☐ SOMS OUTDOOR CLASSROOM SED#: 50-03-01-06-7-056-001
- ☐ CLE OUTDOOR CLASSROOM SED#: 50-03-01-06-7-054-001
- ☐ TZHS OUTDOOR CLASSROOM SED#: 50-03-01-06-7-055-001

PROJECT ISSUE & REVISION SCHEDULE

vv	Date	Description

PROFESSIONAL STAMPS

NEW YORK STATE EDUCATION STATEMENT
IT IS A VIOLATION OF THE NEW YORK STATE EDUCATION LAW AND THE COMMISSIONER'S REGULATIONS FOR ANY PERSON, UNLESS ACTING UNDER THE DIRECTION OF A LICENSED ARCHITECT, ENGINEER OR LAND SURVEYOR, TO ALTER AN ITEM IN ANY WAY. IF AN ITEM BEARING THE SEAL OF AN ARCHITECT, ENGINEER OR SURVEYOR IS ALTERED, THE ALTERING PARTY SHALL AFFIX TO THE ITEM THEIR SEAL AND THE NOTATION "ALTERED BY" FOLLOWED BY THEIR SIGNATURE AND THE DATE OF SUCH ALTERATION, AND A SPECIFIC DESCRIPTION OF THE ALTERATION.

SHEET INFORMATION

Issued	Scale
10/18/23	1/8" = 1'-0"

Project Status
BID DOCUMENT

Drawn By	Checked By
KCM	JJM

Drawing Title
FIRST FLOOR HVAC DEMOLITION PLAN - AREA C

Drawing Number
CLE H103

10/18/2023 9:22:51 AM <project location> REVIT PROJECT FILES ON BIM360

KEY NOTES

1. REMOVE DIFFUSER AND ANY ASSOCIATING DUCTWORK BACK TO MAIN AND CAP.
2. REMOVE GRILLE AND ANY ASSOCIATING DUCTWORK BACK TO MAIN AND CAP.
3. REMOVE SPLIT SYSTEM AND ANY ASSOCIATING PIPING.
4. PREPARE EXISTING EQUIPMENT FOR NEW CONTROLS. **BID ALTERNATE MC-01.**

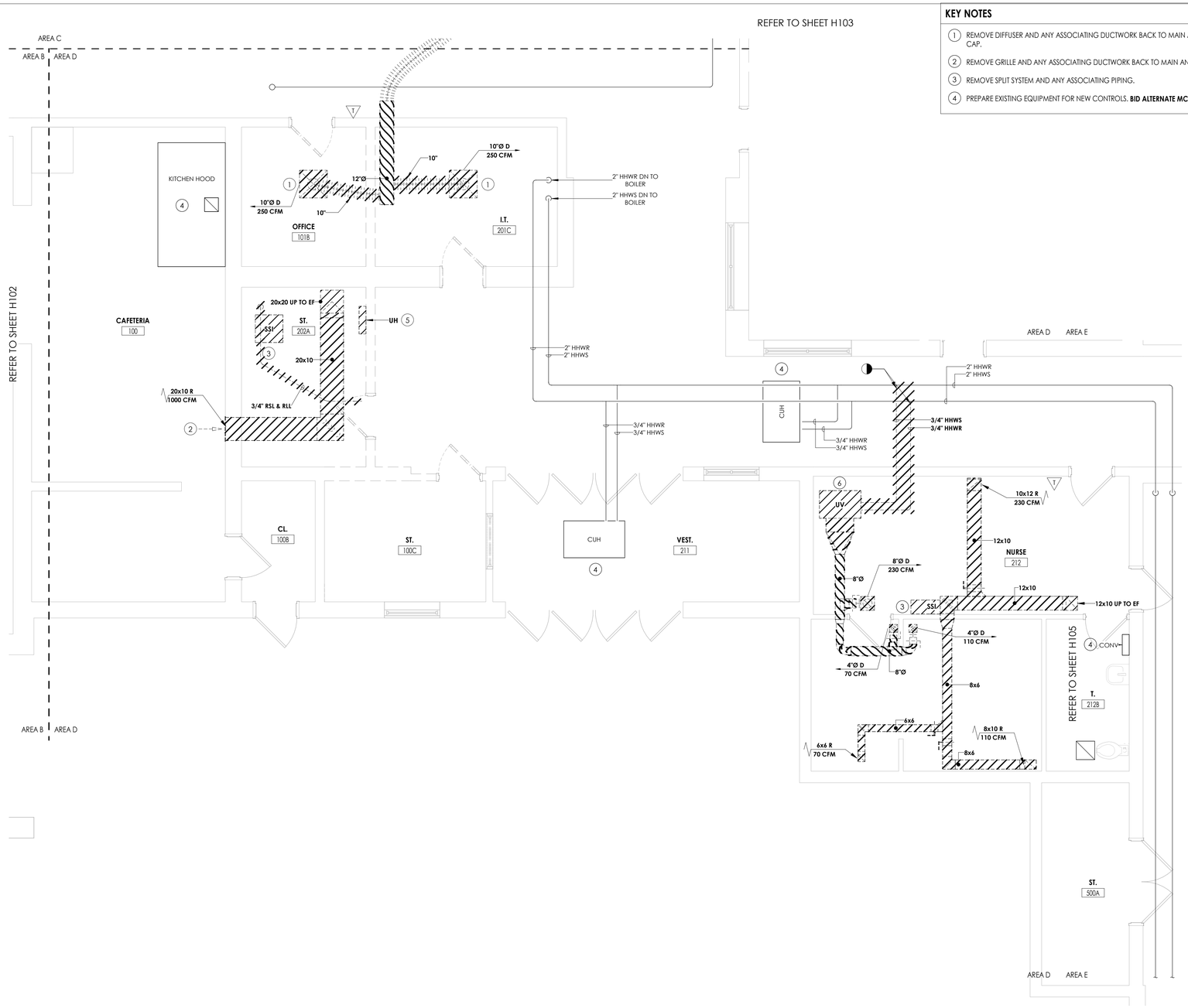

1 / H104 **FIRST FLOOR HVAC DEMOLITION PLAN - AREA D**
1/4" = 1'-0"

KEY PLAN:

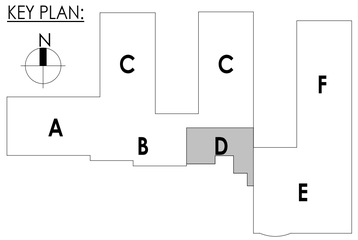

CPL | Architecture Engineering Planning
50 Front Street Suite 202,
Newburgh, NY 12550
CPLteam.com

SOUTH ORANGETOWN Central School District
Capital Improvements Bond
Essential Infrastructure for Student Health, Safety and Success

PROJECT INFORMATION

Project Number
14457.20

Client Name
SOUTH ORANGETOWN CENTRAL SCHOOL DISTRICT

Project Name
PHASE 1: 2022 BOND

District Office Address
160 VAN WYCK RD.
BLAUVELT, NY 10913

SOUTH ORANGETOWN CSD
- WILLIAM O. SCHAEFER SED#:50-03-01-06-0-012-019
- ■ COTTAGE LANE ELEMENTARY SED#:50-03-01-06-0-010-022
- TAPPAN ZEE HIGH SCHOOL SED#:50-03-01-06-0-006-032
- WILLIAM O. SCHAEFER S&L SED#: 50-03-01-06-0-012-020
- COTTAGE LANE S&L SED#: 50-03-01-06-0-010-023
- COTTAGE LANE LIBRARY S&L SED#:: 50-03-01-06-8-023-002
- WOS OUTDOOR CLASSROOM SED#:: 50-03-01-06-7-053-001
- SOMS OUTDOOR CLASSROOM SED#:: 50-03-01-06-7-056-001
- CLE OUTDOOR CLASSROOM SED#:: 50-03-01-06-7-054-001
- TZHS OUTDOOR CLASSROOM SED#:: 50-03-01-06-7-055-001

PROJECT ISSUE & REVISION SCHEDULE

vv	Date	Description

PROFESSIONAL STAMPS

NEW YORK STATE EDUCATION STATEMENT

IT IS A VIOLATION OF THE NEW YORK STATE EDUCATION LAW AND THE COMMISSIONER'S REGULATIONS FOR ANY PERSON, UNLESS ACTING UNDER THE DIRECTION OF A LICENSED ARCHITECT, ENGINEER OR LAND SURVEYOR, TO ALTER AN ITEM IN ANY WAY. IF AN ITEM BEARING THE SEAL OF AN ARCHITECT, ENGINEER OR SURVEYOR IS ALTERED, THE ALTERING PARTY SHALL AFFIX TO THE ITEM THEIR SEAL AND THE NOTATION "ALTERED BY" FOLLOWED BY THEIR SIGNATURE AND THE DATE OF SUCH ALTERATION, AND A SPECIFIC DESCRIPTION OF THE ALTERATION.

SHEET INFORMATION

Issued	Scale
10/18/23	As indicated

Project Status
BID DOCUMENT

Drawn By	Checked By
KCM	JJM

Drawing Title
FIRST FLOOR HVAC DEMOLITION PLAN - AREA D

Drawing Number
CLE
H104

10/18/2023 9:22:53 AM <project location> REVIT PROJECT FILES ON BIM360

KEY NOTES

1. REMOVE UNIT VENTILATOR. LOUVER AND SLEEVE TO REMAIN. DISCONNECT PIPING FROM UNIT VENTILATOR AND PREPARE FOR NEW CONNECTION. ACM MASTIC EXISTS UNDER EXISTING FLOORING. IF ANY DISTURBANCE TO THE FLOOR OCCURS, STOP WORK IMMEDIATELY AND NOTIFY THE CM.
2. REMOVE EXISTING TEMPERATURE CONTROLS. PREPARE FOR NEW CONTROLS.
3. REMOVE EXISTING DUCTWORK THROUGH WALL/ROOF TO EXHAUST FAN. PREPARE CURB FOR NEW EXHAUST FAN. /PATCH WALL AND SEAL WEATHER TIGHT.
4. REMOVE EXISTING GRILLES AND ASSOCIATED DUCTWORK. SAVE FOR REINSTALLATION.
5. REMOVE EXISTING CEILING UNIT VENTILATOR. PREPARE FOR NEW UNITS.
6. CAP PIPING TO FINTUBE AND PREPARE FOR RECONNECTION TO EXISTING PIPING.
7. PREPARE EXISTING EQUIPMENT FOR NEW CONTROLS. **BID ALTERNATE MC-01.**
8. REMOVE UNIT VENTILATOR AND ASSOCIATED DUCTWORK AND DIFFUSERS. REMOVE PIPING BACK TO INDICATED POINT AND PREPARE PIPING FOR NEW CONNECTION.
9. REMOVE UNIT VENTILATOR AND ASSOCIATED DUCTWORK AND DIFFUSERS. REMOVE PIPING BACK TO INDICATED POINT AND CAP.
10. REMOVE UNIT VENTILATOR AND ASSOCIATED DUCTWORK , GRILLES, AND DIFFUSERS. REMOVE PIPING BACK MAIN AND CAP.

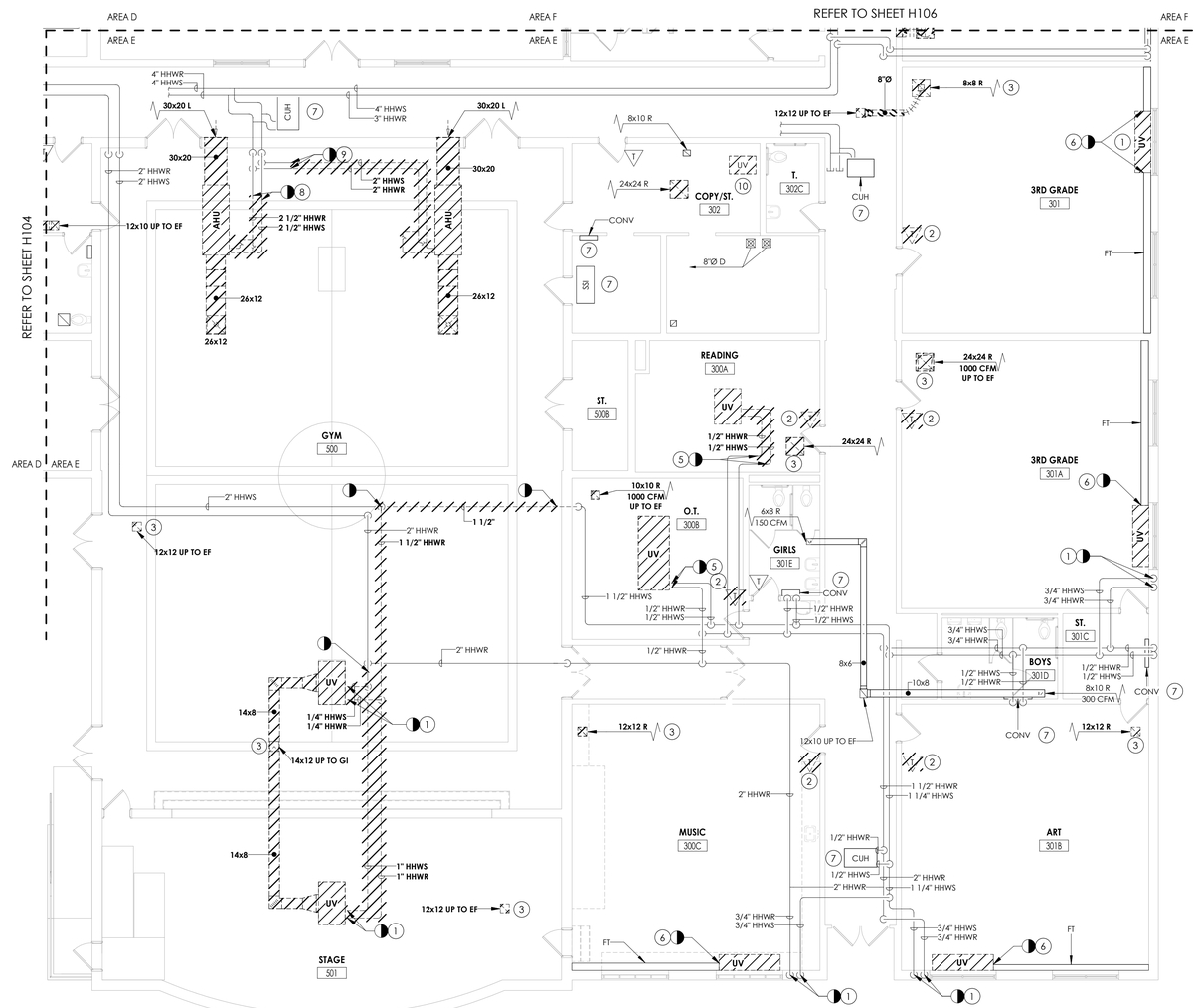

1 / H105 **FIRST FLOOR HVAC DEMOLITION PLAN - AREA E**

1/8" = 1'-0"

KEY PLAN:

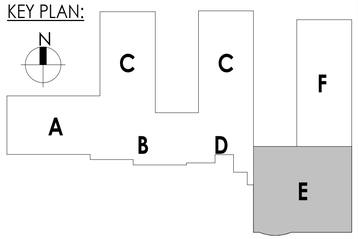

CPL | Architecture Engineering Planning
50 Front Street Suite 202,
Newburgh, NY 12550
CPLteam.com

SOUTH ORANGETOWN Central School District
Capital Improvements Bond
Essential Infrastructure for Student Health, Safety and Success

PROJECT INFORMATION

Project Number
14457.20

Client Name
SOUTH ORANGETOWN CENTRAL SCHOOL DISTRICT

Project Name
PHASE 1: 2022 BOND

District Office Address
160 VAN WYCK RD.
BLAUVELT, NY 10913

SOUTH ORANGETOWN CSD
- ☐ WILLIAM O. SCHAEFER SED#:50-03-01-06-0-012-019
- ■ COITTAGE LANE ELEMENTARY SED#:50-03-01-06-0-010-022
- ☐ TAPPAN ZEE HIGH SCHOOL SED#:50-03-01-06-0-006-032
- ☐ WILLIAM O. SCHAEFER S&L SED#: 50-03-01-06-0-012-020
- ☐ COITTAGE LANE S&L SED#: 50-03-01-06-0-010-023
- ☐ COITTAGE LANE LIBRARY S&L SED#: 50-03-01-06-8-023-002
- ☐ WOS OUTDOOR CLASSROOM SED#: 50-03-01-06-7-053-001
- ☐ SOMS OUTDOOR CLASSROOM SED#: 50-03-01-06-7-056-001
- ☐ CLE OUTDOOR CLASSROOM SED#: 50-03-01-06-7-054-001
- ☐ TZHS OUTDOOR CLASSROOM SED#: 50-03-01-06-7-055-001

PROJECT ISSUE & REVISION SCHEDULE

vv	Date	Description

PROFESSIONAL STAMPS

NEW YORK STATE EDUCATION STATEMENT

IT IS A VIOLATION OF THE NEW YORK STATE EDUCATION LAW AND THE COMMISSIONER'S REGULATIONS FOR ANY PERSON, UNLESS ACTING UNDER THE DIRECTION OF A LICENSED ARCHITECT, ENGINEER OR LAND SURVEYOR, TO ALTER AN ITEM IN ANY WAY. IF AN ITEM BEARING THE SEAL OF AN ARCHITECT, ENGINEER OR SURVEYOR IS ALTERED, THE ALTERING PARTY SHALL AFFIX TO THE ITEM THEIR SEAL AND THE NOTATION "ALTERED BY" FOLLOWED BY THEIR SIGNATURE AND THE DATE OF SUCH ALTERATION, AND A SPECIFIC DESCRIPTION OF THE ALTERATION.

SHEET INFORMATION

Issued	Scale
10/18/23	1/8" = 1'-0"

Project Status
BID DOCUMENT

Drawn By	Checked By
KCM	JJM

Drawing Title
FIRST FLOOR HVAC DEMOLITION PLAN - AREA E

Drawing Number
CLE
H105

10/18/2023 9:22:57 AM <project location> REVIT PROJECT FILES ON BIM360

KEY NOTES

1. REMOVE UNIT VENTILATOR, LOUVER AND SLEEVE TO REMAIN. DISCONNECT PIPING FROM UNIT VENTILATOR AND PREPARE FOR NEW CONNECTION. ACM MASTIC EXISTS UNDER EXISTING FLOORING. IF ANY DISTURBANCE TO THE FLOOR OCCURS, STOP WORK IMMEDIATELY AND NOTIFY THE CM.
2. REMOVE EXISTING CONTROLS. PREPARE FOR NEW CONTROLS.
3. REMOVE EXISTING DUCTWORK THROUGH WALL TO EXHAUST FAN. PREPARE CURB FOR NEW EXHAUST FAN. /PATCH WALL AND SEAL WEATHER TIGHT.
4. REMOVE EXISTING GRILLES AND ASSOCIATED DUCTWORK. SAVE FOR REINSTALLATION.
5. PREPARE EXISTING EQUIPMENT FOR NEW CONTROLS. **BID ALTERNATE MC-01.**

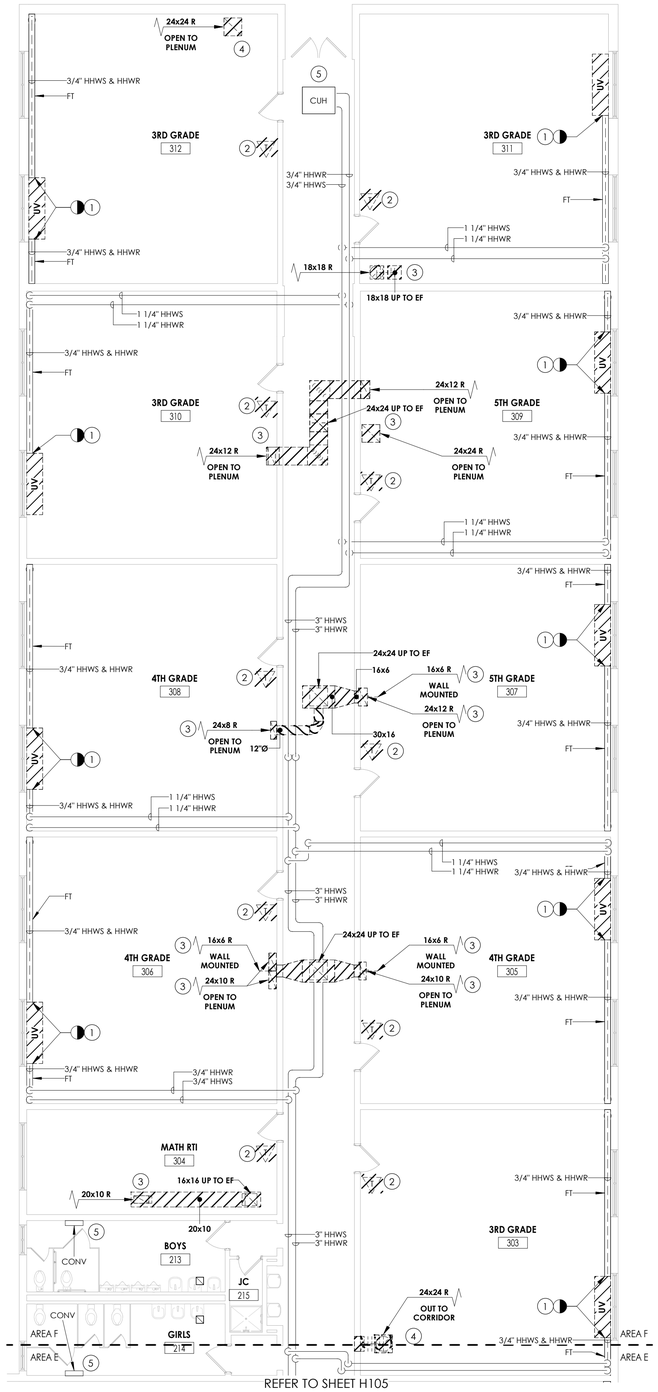

1 / H106 **FIRST FLOOR HVAC DEMOLITION PLAN - AREA F**

1/8" = 1'-0"

KEY PLAN:

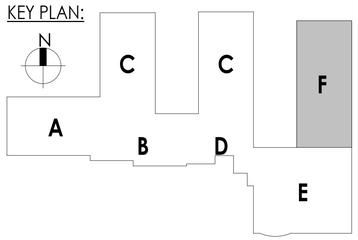

CPL | Architecture Engineering Planning
50 Front Street Suite 202,
Newburgh, NY 12550
CPLteam.com

SOUTH ORANGETOWN Central School District

Capital Improvements Bond

Essential Infrastructure for Student Health, Safety and Success

PROJECT INFORMATION

Project Number
14457.20

Client Name
SOUTH ORANGETOWN CENTRAL SCHOOL DISTRICT

Project Name
PHASE 1: 2022 BOND

District Office Address
160 VAN WYCK RD.
BLAUVELT, NY 10913

SOUTH ORANGETOWN CSD

- ☐ WILLIAM O. SCHAEFER SED#:50-03-01-06-0-012-019
- ■ COTTAGE LANE ELEMENTARY SED#:50-03-01-06-0-010-022
- ☐ TAPPAN ZEE HIGH SCHOOL SED#:50-03-01-06-0-006-032
- ☐ WILLIAM O. SCHAEFER S&L SED#: 50-03-01-06-0-012-020
- ☐ COTTAGE LANE S&L SED#: 50-03-01-06-0-010-023
- ☐ COTTAGE LANE LIBRARY S&L SED#: 50-03-01-06-8-023-002
- ☐ WOS OUTDOOR CLASSROOM SED#: 50-03-01-06-7-053-001
- ☐ SOMS OUTDOOR CLASSROOM SED#: 50-03-01-06-7-056-001
- ☐ CLE OUTDOOR CLASSROOM SED#: 50-03-01-06-7-054-001
- ☐ TZHS OUTDOOR CLASSROOM SED#: 50-03-01-06-7-055-001

PROJECT ISSUE & REVISION SCHEDULE

vv	Date	Description

PROFESSIONAL STAMPS

NEW YORK STATE EDUCATION STATEMENT

IT IS A VIOLATION OF THE NEW YORK STATE EDUCATION LAW AND THE COMMISSIONER'S REGULATIONS FOR ANY PERSON, UNLESS ACTING UNDER THE DIRECTION OF A LICENSED ARCHITECT, ENGINEER OR LAND SURVEYOR, TO ALTER AN ITEM IN ANY WAY. IF AN ITEM BEARING THE SEAL OF AN ARCHITECT, ENGINEER OR SURVEYOR IS ALTERED, THE ALTERING ARCHITECT, ENGINEER OR LAND SURVEYOR SHALL AFFIX TO THE ITEM THE ALTERATION, HIS OR HER SIGNATURE AND THE DATE OF SUCH ALTERATION, AND A SPECIFIC DESCRIPTION OF THE ALTERATION.

SHEET INFORMATION

Issued	Scale
10/18/23	1/8" = 1'-0"

Project Status
BID DOCUMENT

Drawn By	Checked By
KCM	JJM

Drawing Title
FIRST FLOOR HVAC DEMOLITION PLAN - AREA F

Drawing Number
CLE H106

10/18/2023 9:23:00 AM <project location> REVIT PROJECT FILES ON BIM360

KEY NOTES

1. REMOVE EXISTING FAN AND CURB.
2. REMOVE OUTSIDE CONDENSING UNIT SUPPORTS AND ALL CONNECTED PIPING.
3. PREPARE EXISTING EQUIPMENT FOR NEW CONTROLS. **BID ALTERNATE MC-01.**

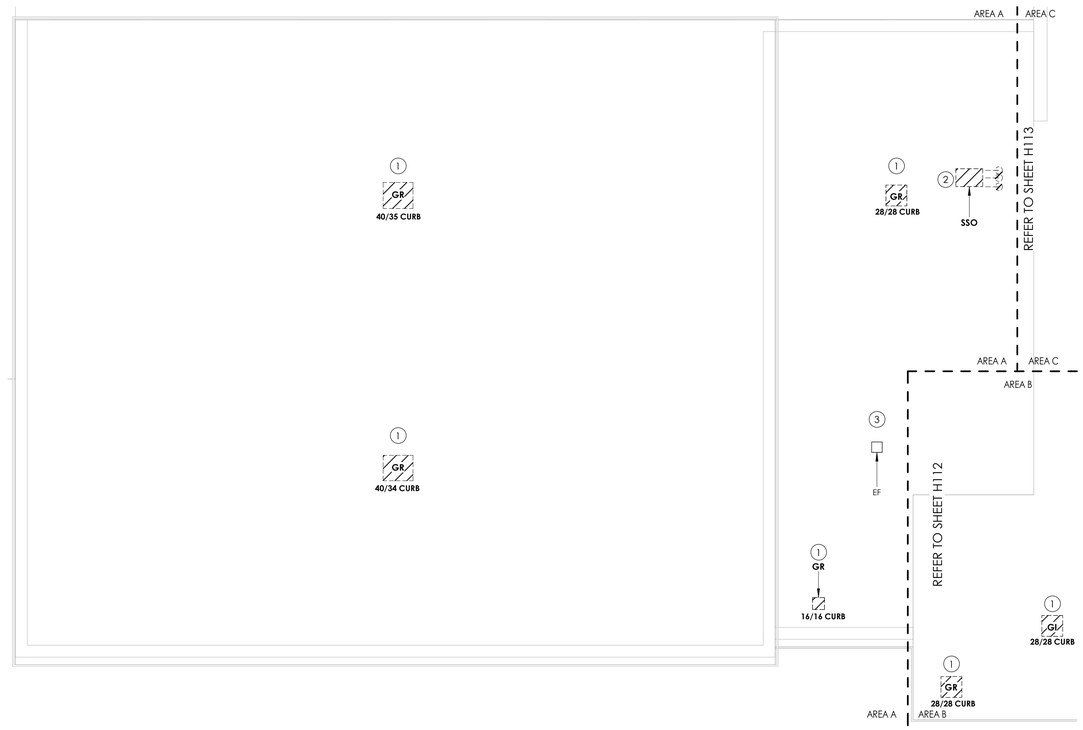

1 / H111 **ROOF HVAC DEMOLITION PLAN - AREA A**
1/8" = 1'-0"

KEY PLAN:

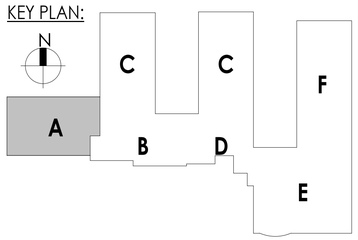

CPL | Architecture Engineering Planning
50 Front Street Suite 202,
Newburgh, NY 12550
CPLteam.com

SOUTH ORANGETOWN Central School District
Capital Improvements Bond
Essential Infrastructure for Student Health, Safety and Success

PROJECT INFORMATION

Project Number
14457.20

Client Name
SOUTH ORANGETOWN CENTRAL SCHOOL DISTRICT

Project Name
PHASE 1: 2022 BOND

District Office Address
160 VAN WYCK RD.
BLAUVELT, NY 10913

SOUTH ORANGETOWN CSD
- ☐ WILLIAM O. SCHAEFER SED#:50-03-01-06-0-012-019
- ■ COTTAGE LANE ELEMENTARY SED#:50-03-01-06-0-010-022
- ☐ TAPPAN ZEE HIGH SCHOOL SED#:50-03-01-06-0-006-032
- ☐ WILLIAM O. SCHAEFER S&L SED#: 50-03-01-06-0-012-020
- ☐ COTTAGE LANE S&L SED#: 50-03-01-06-0-010-023
- ☐ COTTAGE LANE LIBRARY S&L SED#: 50-03-01-06-8-023-002
- ☐ WOS OUTDOOR CLASSROOM SED#: 50-03-01-06-7-053-001
- ☐ SOMS OUTDOOR CLASSROOM SED#: 50-03-01-06-7-056-001
- ☐ CLE OUTDOOR CLASSROOM SED#: 50-03-01-06-7-054-001
- ☐ TZHS OUTDOOR CLASSROOM SED#: 50-03-01-06-7-055-001

PROJECT ISSUE & REVISION SCHEDULE

vv	Date	Description

PROFESSIONAL STAMPS

NEW YORK STATE EDUCATION STATEMENT

IT IS A VIOLATION OF THE NEW YORK STATE EDUCATION LAW AND THE COMMISSIONER'S REGULATIONS FOR ANY PERSON, UNLESS ACTING UNDER THE DIRECTION OF A LICENSED ARCHITECT, ENGINEER OR LAND SURVEYOR, TO ALTER AN ITEM IN ANY WAY. IF AN ITEM BEARING THE SEAL OF AN ARCHITECT, ENGINEER OR SURVEYOR IS ALTERED, THE ALTERING PARTY SHALL AFFIX TO THE ITEM THEIR SEAL AND THE NOTATION "ALTERED BY" FOLLOWED BY THEIR SIGNATURE AND THE DATE OF SUCH ALTERATION, AND A SPECIFIC DESCRIPTION OF THE ALTERATION.

SHEET INFORMATION

Issued: 10/18/23
Scale: 1/8" = 1'-0"
Project Status: BID DOCUMENT
Drawn By: KCM
Checked By: JJM
Drawing Title: ROOF HVAC DEMOLITION PLAN - AREA A

Drawing Number
CLE
H111

10/18/2023 9:23:01 AM <project location> REVIT PROJECT FILES ON BIM360

KEY NOTES

1. REMOVE EXISTING FAN AND CURB.
2. PREPARE EXISTING EQUIPMENT FOR NEW CONTROLS. **BID ALTERNATE MC-01.**

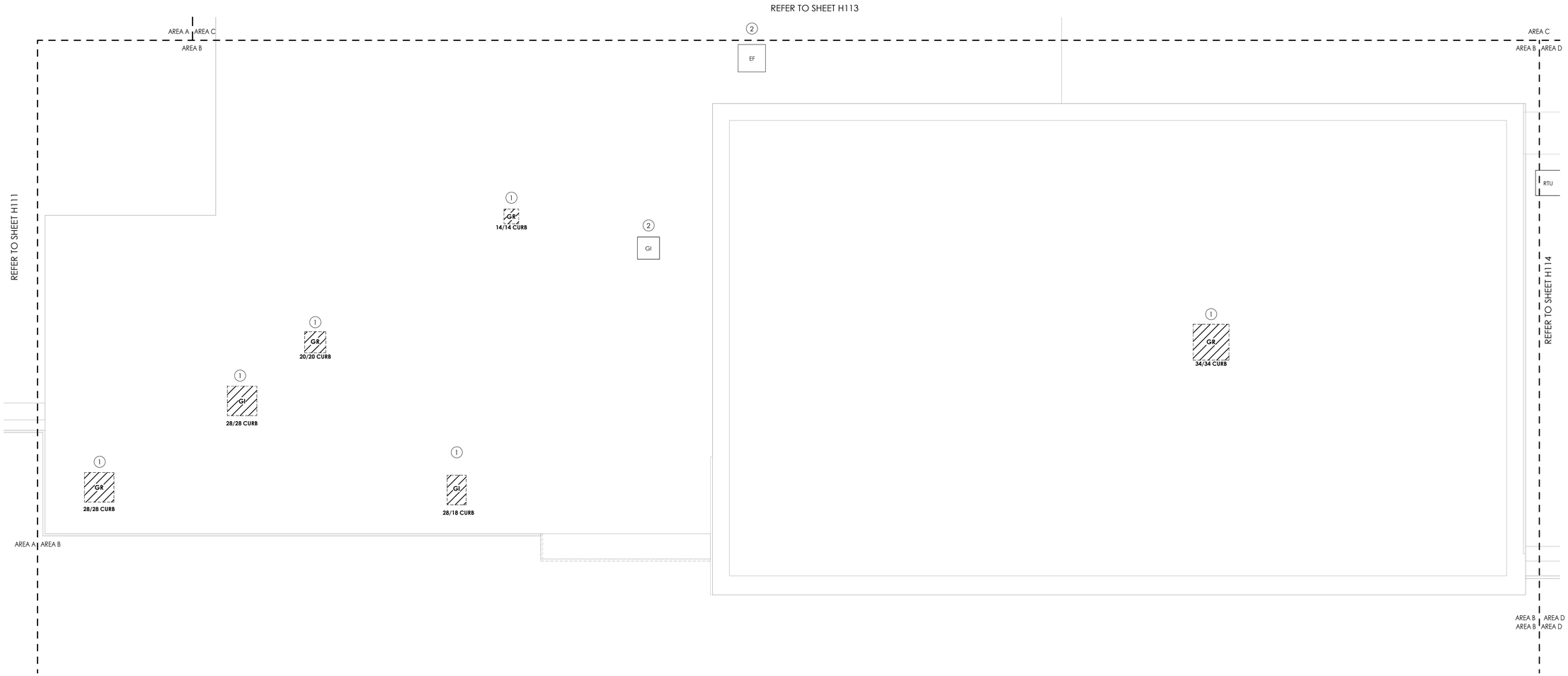

1 / H112 **ROOF HVAC DEMOLITION PLAN - AREA B**

1/4" = 1'-0"

KEY PLAN:

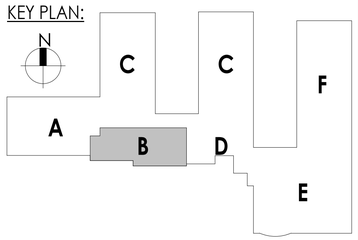

CPL | Architecture Engineering Planning
50 Front Street Suite 202,
Newburgh, NY 12550
CPLteam.com

SOUTH ORANGETOWN Central School District

Capital Improvements Bond

Essential Infrastructure for Student Health, Safety and Success

PROJECT INFORMATION

Project Number
14457.20

Client Name
SOUTH ORANGETOWN CENTRAL SCHOOL DISTRICT

Project Name
PHASE 1: 2022 BOND

District Office Address
160 VAN WYCK RD.
BLAUVELT, NY 10913

SOUTH ORANGETOWN CSD

- ☐ WILLIAM O. SCHAEFER SED#:50-03-01-06-0-012-019
- ■ COTTAGE LANE ELEMENTARY SED#:50-03-01-06-0-010-022
- ☐ TAPPAN ZEE HIGH SCHOOL SED#:50-03-01-06-0-006-032
- ☐ WILLIAM O. SCHAEFER S&L SED#: 50-03-01-06-0-012-020
- ☐ COTTAGE LANE S&L SED#: 50-03-01-06-0-010-023
- ☐ COTTAGE LANE LIBRARY S&L SED#: 50-03-01-06-8-023-002
- ☐ WOS OUTDOOR CLASSROOM SED#: 50-03-01-06-7-053-001
- ☐ SOMS OUTDOOR CLASSROOM SED#: 50-03-01-06-7-056-001
- ☐ CLE OUTDOOR CLASSROOM SED#: 50-03-01-06-7-054-001
- ☐ TZHS OUTDOOR CLASSROOM SED#: 50-03-01-06-7-055-001

PROJECT ISSUE & REVISION SCHEDULE

vv	Date	Description

PROFESSIONAL STAMPS

NEW YORK STATE EDUCATION STATEMENT

IT IS A VIOLATION OF THE NEW YORK STATE EDUCATION LAW AND THE COMMISSIONER'S REGULATIONS FOR ANY PERSON, UNLESS ACTING UNDER THE DIRECTION OF A LICENSED ARCHITECT, ENGINEER OR LAND SURVEYOR, TO ALTER AN ITEM IN ANY WAY. IF AN ITEM BEARING THE SEAL OF AN ARCHITECT, ENGINEER OR LAND SURVEYOR IS ALTERED, THE ALTERING PARTY SHALL AFFIX TO THE ITEM THEIR SEAL AND THE NOTATION "ALTERED BY" FOLLOWED BY THEIR SIGNATURE AND THE DATE OF SUCH ALTERATION, AND A SPECIFIC DESCRIPTION OF THE ALTERATION.

SHEET INFORMATION

Issued	Scale
10/18/23	1/4" = 1'-0"

Project Status
BID DOCUMENT

Drawn By	Checked By
KCM	JJM

Drawing Title
ROOF HVAC DEMOLITION PLAN - AREA B

Drawing Number
CLE H112

10/18/2023 9:23:02 AM <project location> REVIT PROJECT FILES ON BIM360

KEY NOTES

1. REMOVE EXISTING FAN AND CURB.
2. PREPARE EXISTING EQUIPMENT FOR NEW CONTROLS. **BID ALTERNATE MC-01.**
3. REMOVE EXISTING ROOF TOP UNIT AND CURB COMPLETELY.

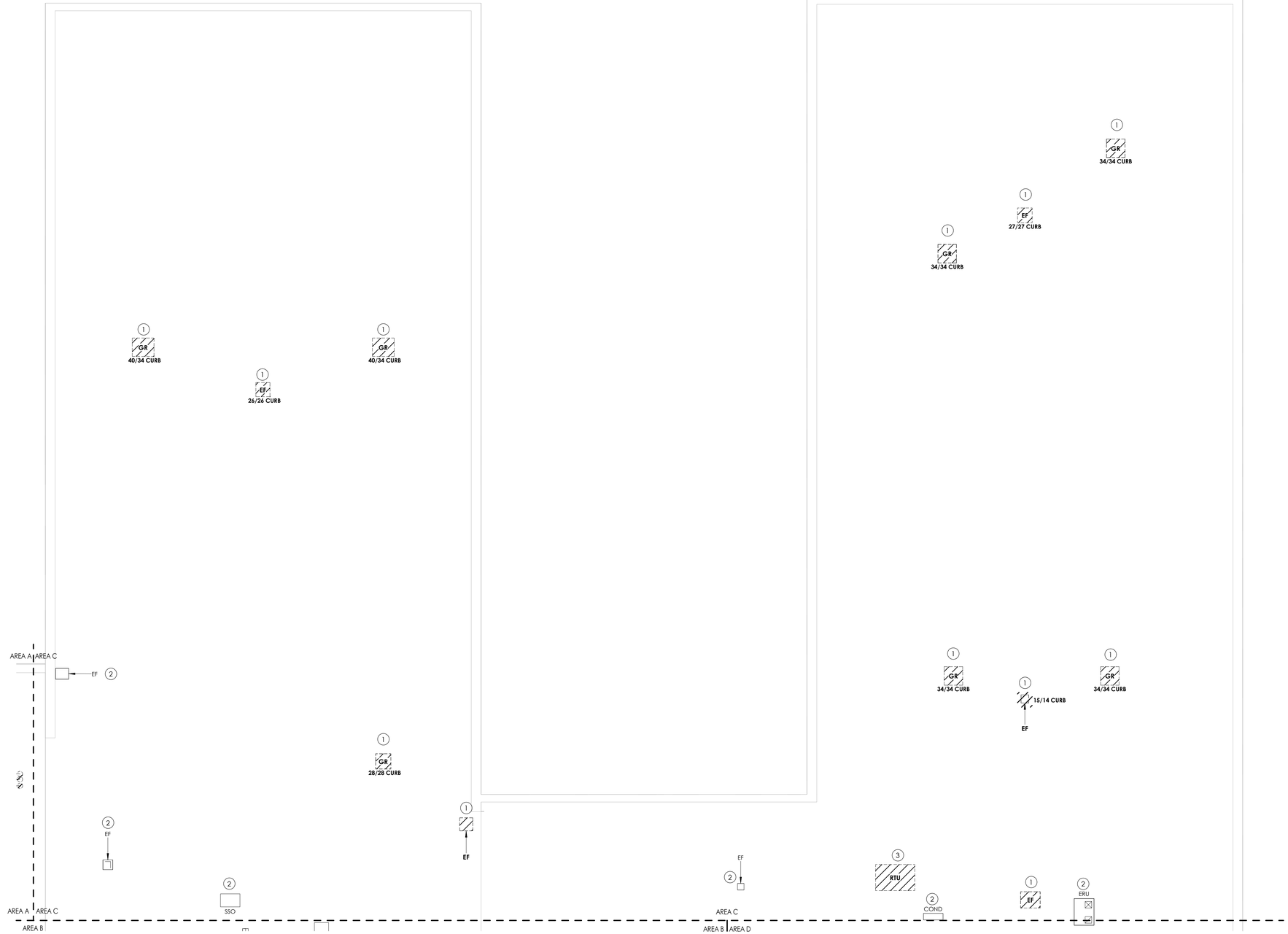

1 / H113 **ROOF HVAC DEMOLITION PLAN - AREA C**
1/8" = 1'-0"

KEY PLAN:

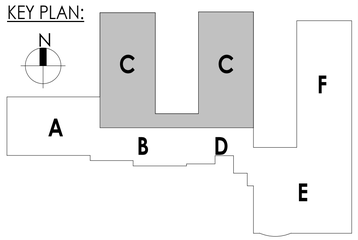

CPL | Architecture Engineering Planning
50 Front Street Suite 202,
Newburgh, NY 12550
CPLteam.com

SOUTH ORANGETOWN Central School District
Capital Improvements Bond
Essential Infrastructure for Student Health, Safety and Success

PROJECT INFORMATION

Project Number
14457.20

Client Name
SOUTH ORANGETOWN CENTRAL SCHOOL DISTRICT

Project Name
PHASE 1: 2022 BOND

District Office Address
160 VAN WYCK RD.
BLAUVELT, NY 10913

SOUTH ORANGETOWN CSD
- ☐ WILLIAM O. SCHAEFER SED#:50-03-01-06-0-012-019
- ■ COTTAGE LANE ELEMENTARY SED#:50-03-01-06-0-010-022
- ☐ TAPPAN ZEE HIGH SCHOOL SED#:50-03-01-06-0-006-032
- ☐ WILLIAM O. SCHAEFER S&L SED#: 50-03-01-06-0-012-020
- ☐ COTTAGE LANE S&L SED#: 50-03-01-06-0-010-023
- ☐ COTTAGE LANE LIBRARY S&L SED#: 50-03-01-06-8-023-002
- ☐ WOS OUTDOOR CLASSROOM SED#: 50-03-01-06-7-053-001
- ☐ SOMS OUTDOOR CLASSROOM SED#: 50-03-01-06-7-056-001
- ☐ CLE OUTDOOR CLASSROOM SED#: 50-03-01-06-7-054-001
- ☐ TZHS OUTDOOR CLASSROOM SED#: 50-03-01-06-7-055-001

PROJECT ISSUE & REVISION SCHEDULE

vv	Date	Description

PROFESSIONAL STAMPS

NEW YORK STATE EDUCATION STATEMENT

IT IS A VIOLATION OF THE NEW YORK STATE EDUCATION LAW AND THE COMMISSIONER'S REGULATIONS FOR ANY PERSON, UNLESS ACTING UNDER THE DIRECTION OF A LICENSED ARCHITECT, ENGINEER OR LAND SURVEYOR, TO ALTER AN ITEM IN ANY WAY. IF AN ITEM BEARING THE SEAL OF AN ARCHITECT, ENGINEER OR LAND SURVEYOR IS ALTERED, THE ALTERING PARTY SHALL AFFIX TO THE ITEM THEIR SEAL AND THE NOTATION "ALTERED BY" FOLLOWED BY THEIR SIGNATURE AND THE DATE OF SUCH ALTERATION, AND A SPECIFIC DESCRIPTION OF THE ALTERATION.

SHEET INFORMATION

Issued	Scale
10/18/23	1/8" = 1'-0"
Project Status: BID DOCUMENT	
Drawn By: KCM	Checked By: JJM

Drawing Title
ROOF HVAC DEMOLITION PLAN - AREA C

Drawing Number
CLE
H113

10/18/2023 9:23:04 AM <project location> REVIT PROJECT FILES ON BIM360

KEY NOTES

1. REMOVE EXISTING FAN AND CURB.
2. PREPARE EXISTING EQUIPMENT FOR NEW CONTROLS. **BID ALTERNATE MC-01.**
3. REMOVE OUTSIDE CONDENSING UNIT SUPPORTS AND ALL CONNECTED PIPING. GC TO PATCH ALL PENETRATIONS WEATHER TIGHT.

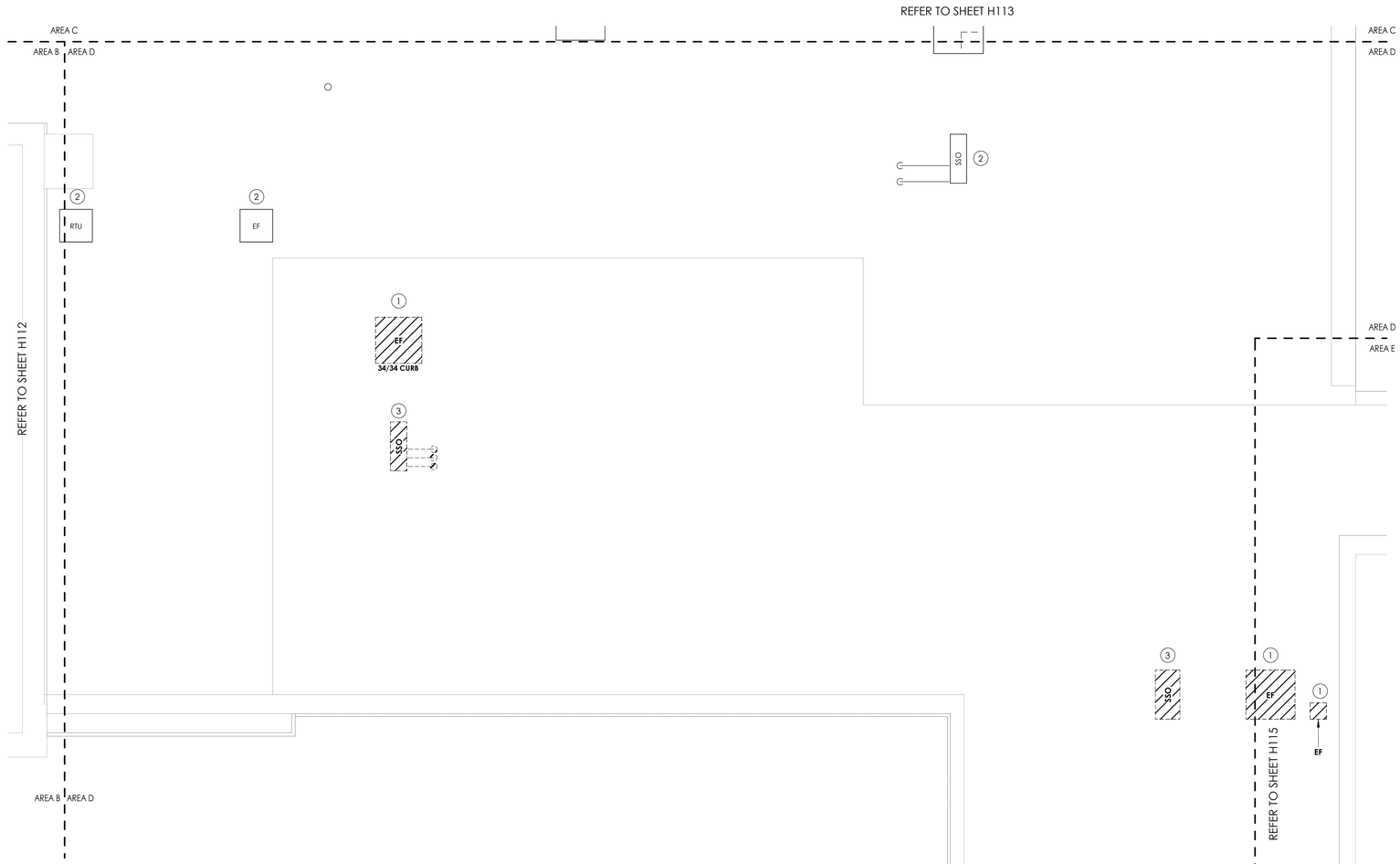

1 / H114 **ROOF HVAC DEMOLITION PLAN - AREA D**
1/4" = 1'-0"

KEY PLAN:

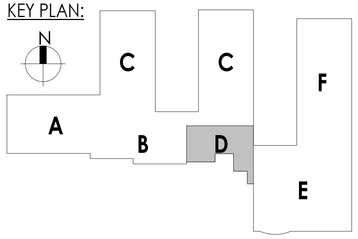

CPL | Architecture Engineering Planning
50 Front Street Suite 202,
Newburgh, NY 12550
CPLteam.com

SOUTH ORANGETOWN Central School District
Capital Improvements Bond
Essential Infrastructure for Student Health, Safety and Success

PROJECT INFORMATION

Project Number
14457.20

Client Name
SOUTH ORANGETOWN CENTRAL SCHOOL DISTRICT

Project Name
PHASE 1: 2022 BOND

District Office Address
160 VAN WYCK RD.
BLAUVELT, NY 10913

SOUTH ORANGETOWN CSD
- ☐ WILLIAM O. SCHAEFER SED#:50-03-01-06-0-012-019
- ■ COTTAGE LANE ELEMENTARY SED#:50-03-01-06-0-010-022
- ☐ TAPPAN ZEE HIGH SCHOOL SED#:50-03-01-06-0-006-032
- ☐ WILLIAM O. SCHAEFER S&L SED#: 50-03-01-06-0-012-020
- ☐ COTTAGE LANE S&L SED#: 50-03-01-06-0-010-023
- ☐ COTTAGE LANE LIBRARY S&L SED#:: 50-03-01-06-8-023-002
- ☐ WOS OUTDOOR CLASSROOM SED#: 50-03-01-06-7-053-001
- ☐ SOMS OUTDOOR CLASSROOM SED#: 50-03-01-06-7-056-001
- ☐ CLE OUTDOOR CLASSROOM SED#: 50-03-01-06-7-054-001
- ☐ TZHS OUTDOOR CLASSROOM SED#: 50-03-01-06-7-055-001

PROJECT ISSUE & REVISION SCHEDULE

vv	Date	Description

PROFESSIONAL STAMPS

NEW YORK STATE EDUCATION STATEMENT

IT IS A VIOLATION OF THE NEW YORK STATE EDUCATION LAW AND THE COMMISSIONER'S REGULATIONS FOR ANY PERSON, UNLESS ACTING UNDER THE DIRECTION OF A LICENSED ARCHITECT, ENGINEER OR LAND SURVEYOR, TO ALTER AN ITEM IN ANY WAY. IF AN ITEM BEARING THE SEAL OF AN ARCHITECT, ENGINEER OR SURVEYOR IS ALTERED, THE ALTERING PARTY SHALL AFFIX TO THE ITEM THEIR SEAL AND THE NOTATION "ALTERED BY" FOLLOWED BY THEIR SIGNATURE AND THE DATE OF SUCH ALTERATION, AND A SPECIFIC DESCRIPTION OF THE ALTERATION.

SHEET INFORMATION

Issued	Scale
10/18/23	1/4" = 1'-0"

Project Status
BID DOCUMENT

Drawn By	Checked By
KCM	JJM

Drawing Title
ROOF HVAC DEMOLITION PLAN - AREA D

Drawing Number
CLE
H114

10/18/2023 9:23:05 AM <project location> REVIT PROJECT FILES ON BIM360

KEY NOTES

1. REMOVE EXISTING FAN AND CURB.
2. PERPARE EXISTING EQUIPMENT FOR NEW CONTROLS. **BID ALTERNATE MC-01.**

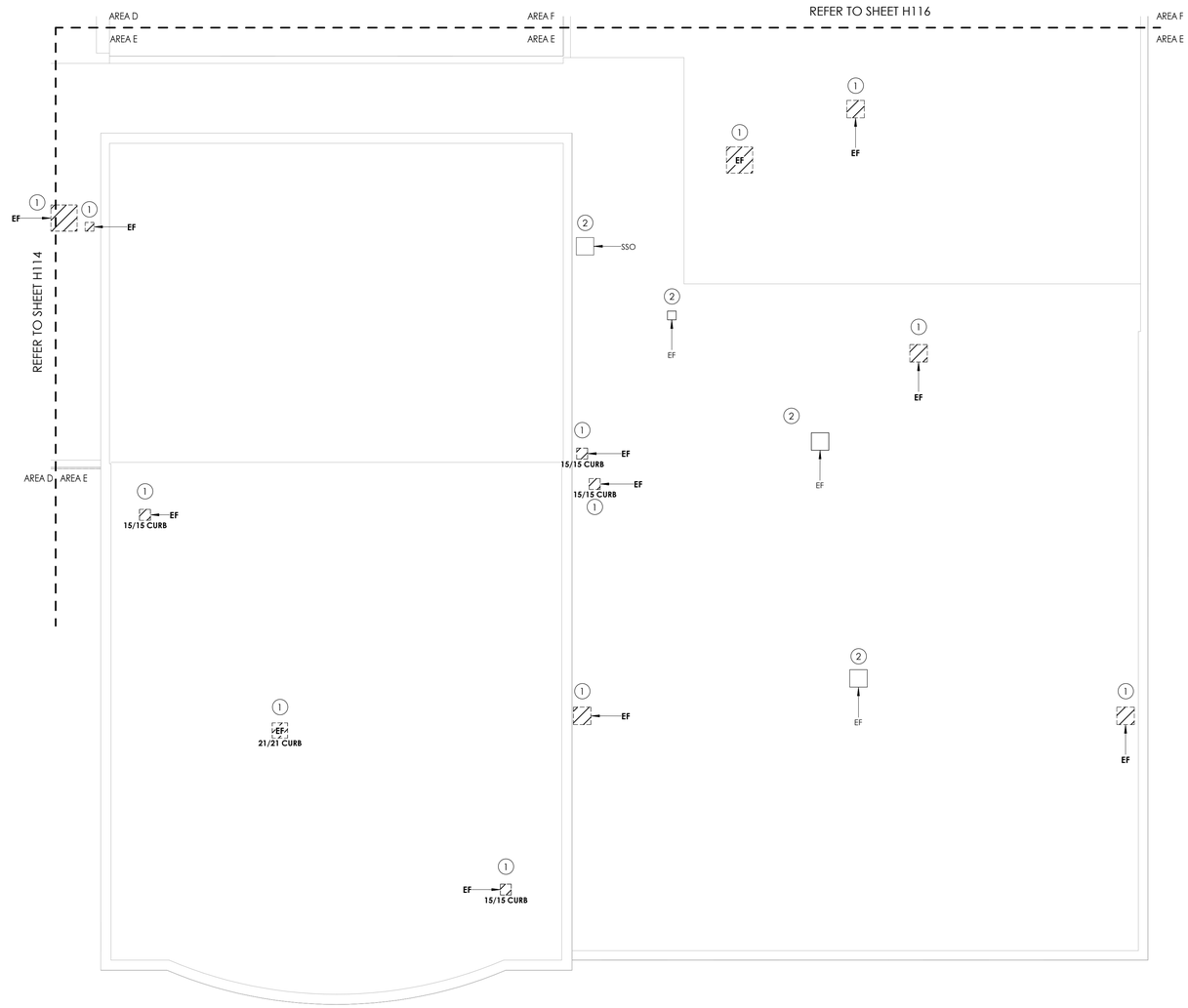

1 H115 **ROOF HVAC DEMOLITION PLAN - AREA E**

1/8" = 1'-0"

KEY PLAN:

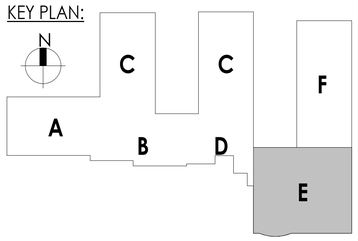

CPL | Architecture Engineering Planning
50 Front Street Suite 202,
Newburgh, NY 12550
CPLteam.com

SOUTH ORANGETOWN Central School District
Capital Improvements Bond
Essential Infrastructure for Student Health, Safety and Success

PROJECT INFORMATION

Project Number
14457.20

Client Name
SOUTH ORANGETOWN CENTRAL SCHOOL DISTRICT

Project Name
PHASE 1: 2022 BOND

District Office Address
160 VAN WYCK RD.
BLAUVELT, NY 10913

SOUTH ORANGETOWN CSD
- ☐ WILLIAM O. SCHAEFER SED#:50-03-01-06-0-012-019
- ■ COTTAGE LANE ELEMENTARY SED#:50-03-01-06-0-010-022
- ☐ TAPPAN ZEE HIGH SCHOOL SED#:50-03-01-06-0-006-032
- ☐ WILLIAM O. SCHAEFER S&L SED#: 50-03-01-06-0-012-020
- ☐ COTTAGE LANE S&L SED#: 50-03-01-06-0-010-023
- ☐ COTTAGE LANE LIBRARY S&L SED#: 50-03-01-06-8-023-002
- ☐ WOS OUTDOOR CLASSROOM SED#: 50-03-01-06-7-053-001
- ☐ SOMS OUTDOOR CLASSROOM SED#: 50-03-01-06-7-056-001
- ☐ CLE OUTDOOR CLASSROOM SED#: 50-03-01-06-7-054-001
- ☐ TZHS OUTDOOR CLASSROOM SED#: 50-03-01-06-7-055-001

PROJECT ISSUE & REVISION SCHEDULE

vv	Date	Description

PROFESSIONAL STAMPS

NEW YORK STATE EDUCATION STATEMENT

IT IS A VIOLATION OF THE NEW YORK STATE EDUCATION LAW AND THE COMMISSIONER'S REGULATIONS FOR ANY PERSON, UNLESS ACTING UNDER THE DIRECTION OF A LICENSED ARCHITECT, ENGINEER OR SURVEYOR, TO ALTER IN ANY WAY AN ITEM BEARING THE SEAL OF AN ARCHITECT, ENGINEER OR SURVEYOR IS ALTERED. THE ALTERING PARTY SHALL AFFIX TO THE ITEM THEIR SEAL AND THE NOTATION "ALTERED BY" FOLLOWED BY THEIR SIGNATURE AND THE DATE OF SUCH ALTERATION, AND A SPECIFIC DESCRIPTION OF THE ALTERATION.

SHEET INFORMATION

Issued	Scale
10/18/23	1/8" = 1'-0"

Project Status
BID DOCUMENT

Drawn By	Checked By
KCM	JJM

Drawing Title
ROOF HVAC DEMOLITION PLAN - AREA E

Drawing Number
CLE
H115

10/18/2023 9:23:06 AM <project location> REVIT PROJECT FILES ON BIM360

KEY NOTES

1. REMOVE EXISTING FAN AND CURB.
2. PREPARE EXISTING EQUIPMENT FOR NEW CONTROLS. **BID ALTERNATE MC-01.**



1 / H116 **ROOF HVAC DEMOLITION PLAN - AREA F**

1/8" = 1'-0"

KEY PLAN:

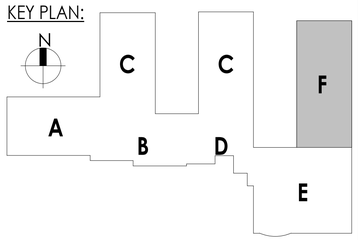

CPL | Architecture Engineering Planning
50 Front Street Suite 202,
Newburgh, NY 12550
CPLteam.com

SOUTH ORANGETOWN Central School District
Capital Improvements Bond
Essential Infrastructure for Student Health, Safety and Success

PROJECT INFORMATION

Project Number
14457.20

Client Name
SOUTH ORANGETOWN CENTRAL SCHOOL DISTRICT

Project Name
PHASE 1: 2022 BOND

District Office Address
160 VAN WYCK RD.
BLAUVELT, NY 10913

SOUTH ORANGETOWN CSD

- ☐ WILLIAM O. SCHAEFER SED#:50-03-01-06-0-012-019
- ■ COTTAGE LANE ELEMENTARY SED#:50-03-01-06-0-010-022
- ☐ TAPPAN ZEE HIGH SCHOOL SED#:50-03-01-06-0-006-032
- ☐ WILLIAM O. SCHAEFER S&L SED#: 50-03-01-06-0-012-020
- ☐ COTTAGE LANE S&L SED#: 50-03-01-06-0-010-023
- ☐ COTTAGE LANE LIBRARY S&L SED#:; 50-03-01-06-8-023-002
- ☐ WOS OUTDOOR CLASSROOM SED#: 50-03-01-06-7-053-001
- ☐ SOMS OUTDOOR CLASSROOM SED#: 50-03-01-06-7-056-001
- ☐ CLE OUTDOOR CLASSROOM SED#: 50-03-01-06-7-054-001
- ☐ TZHS OUTDOOR CLASSROOM SED#: 50-03-01-06-7-055-001

PROJECT ISSUE & REVISION SCHEDULE

vv	Date	Description

PROFESSIONAL STAMPS

NEW YORK STATE EDUCATION STATEMENT

IT IS A VIOLATION OF THE NEW YORK STATE EDUCATION LAW AND THE COMMISSIONER'S REGULATIONS FOR ANY PERSON, UNLESS ACTING UNDER THE DIRECTION OF A LICENSED ARCHITECT, ENGINEER OR LAND SURVEYOR, TO ALTER AN ITEM IN ANY WAY. IF AN ITEM BEARING THE SEAL OF AN ARCHITECT, ENGINEER OR LAND SURVEYOR IS ALTERED, THE ALTERING PARTY SHALL AFFIX TO THE ITEM THEIR SEAL AND THE NOTATION "ALTERED BY" FOLLOWED BY THEIR SIGNATURE AND THE DATE OF SUCH ALTERATION, AND A SPECIFIC DESCRIPTION OF THE ALTERATION.

SHEET INFORMATION

Issued	Scale
10/18/23	1/8" = 1'-0"

Project Status
BID DOCUMENT

Drawn By	Checked By
KCM	JJM

Drawing Title
ROOF HVAC DEMOLITION PLAN - AREA F

Drawing Number
CLE
H116

10/18/2023 9:23:07 AM <project location> REVIT PROJECT FILES ON BIM360

KEY NOTES

1. MOUNT SPLIT UNIT IN ACT CEILING GRID. REFER TO ARCHITECTURAL, STRUCTURAL, AND LIGHTING PLANS.
2. RETURN DUCTWORK TO BE ROUTED IN HALLWAY CEILING. COORDINATE WITH EXISTING UTILITIES AND REFRIGERANT PIPING.
3. SUPPLY DUCTWORK TO BE ROUTED IN HALLWAY CEILING. COORDINATE WITH EXISTING UTILITIES AND REFRIGERANT PIPING.
4. INSTALL SAVED GRILLES INTO CEILING.
5. ALL FIRE/SMOKE DAMPERS ARE 120V.
6. CONNECT EXISTING EQUIPMENT TO NEW BMS. PROVIDE NEW CONTROL VALVE OR BACNET CARD DEPENDING UPON THE TYPE OF EQUIPMENT. **BID ALTERNATE MC-01.**

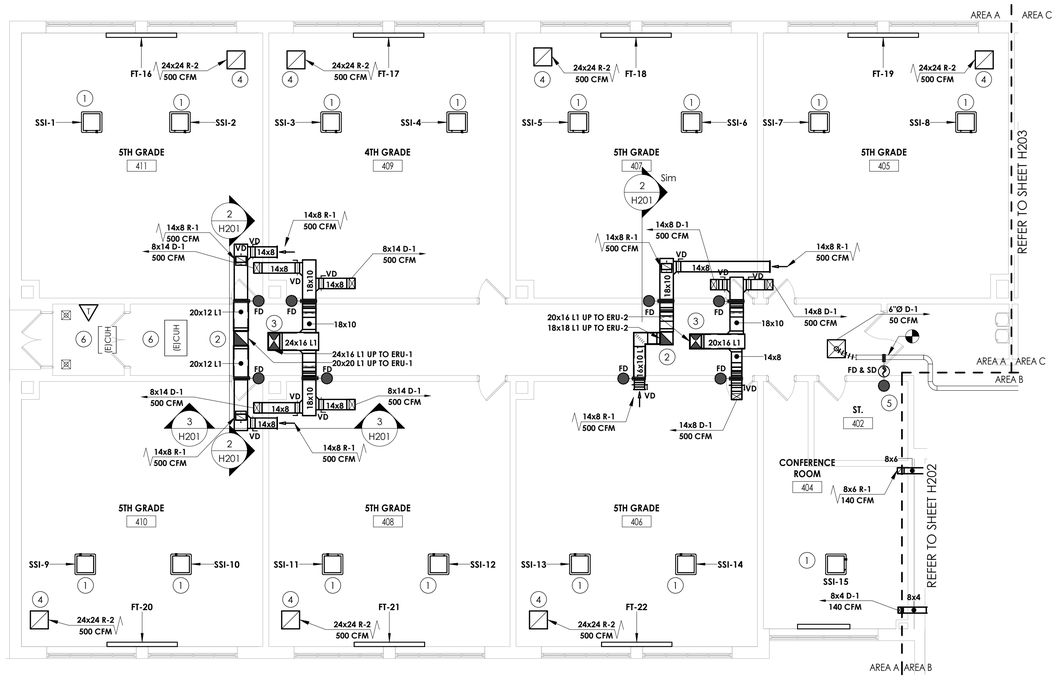

1 H201 **FIRST FLOOR DUCTWORK NEW WORK PLAN - AREA A**
1/8" = 1'-0"

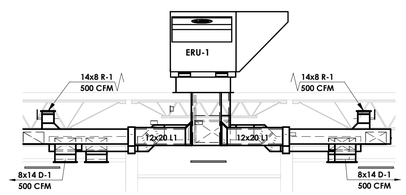

2 H201 **SECTION A**
1/4" = 1'-0"

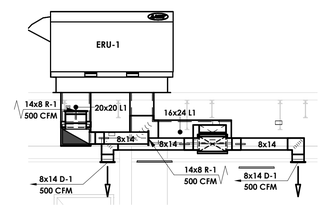

3 H201 **SECTION B**
1/4" = 1'-0"

KEY PLAN:

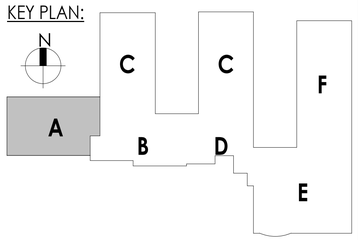

CPL | Architecture Engineering Planning
50 Front Street Suite 202,
Newburgh, NY 12550
CPLteam.com

SOUTH ORANGETOWN Central School District
Capital Improvements Bond
Essential Infrastructure for Student Health, Safety and Success

PROJECT INFORMATION

Project Number
14457.20

Client Name
SOUTH ORANGETOWN CENTRAL SCHOOL DISTRICT

Project Name
PHASE 1: 2022 BOND

District Office Address
160 VAN WYCK RD.
BLAUVELT, NY 10913

SOUTH ORANGETOWN CSD
- ☐ WILLIAM O. SCHAEFER SED#:50-03-01-06-0-012-019
- ■ COTTAGE LANE ELEMENTARY SED#:50-03-01-06-0-010-022
- ☐ TAPPAN ZEE HIGH SCHOOL SED#:50-03-01-06-0-006-032
- ☐ WILLIAM O. SCHAEFER S&L SED#: 50-03-01-06-0-012-020
- ☐ COTTAGE LANE S&L SED#: 50-03-01-06-0-010-023
- ☐ COTTAGE LANE LIBRARY S&L SED#: 50-03-01-06-8-023-002
- ☐ WOS OUTDOOR CLASSROOM SED#: 50-03-01-06-7-053-001
- ☐ SOMS OUTDOOR CLASSROOM SED#: 50-03-01-06-7-056-001
- ☐ CLE OUTDOOR CLASSROOM SED#: 50-03-01-06-7-054-001
- ☐ TZHS OUTDOOR CLASSROOM SED#: 50-03-01-06-7-055-001

PROJECT ISSUE & REVISION SCHEDULE

vv	Date	Description

PROFESSIONAL STAMPS

NEW YORK STATE EDUCATION STATEMENT
IT IS A VIOLATION OF THE NEW YORK STATE EDUCATION LAW AND THE COMMISSIONER'S REGULATIONS FOR ANY PERSON, UNLESS ACTING UNDER THE DIRECTION OF A LICENSED ARCHITECT, ENGINEER OR LAND SURVEYOR, TO ALTER AN ITEM IN ANY WAY. IF AN ITEM BEARING THE SEAL OF AN ARCHITECT, ENGINEER OR LAND SURVEYOR IS ALTERED, THE ALTERING PARTY SHALL AFFIX TO THE ITEM THEIR SEAL AND THE NOTATION "ALTERED BY" FOLLOWED BY THEIR SIGNATURE AND THE DATE OF SUCH ALTERATION, AND A SPECIFIC DESCRIPTION OF THE ALTERATION.

SHEET INFORMATION

Issued 10/18/23	Scale As indicated
Project Status BID DOCUMENT	
Drawn By KCM	Checked By JJM

Drawing Title
FIRST FLOOR DUCTWORK NEW WORK PLAN - AREA A

Drawing Number
CLE H201

10/18/2023 9:23:11 AM <project location> REVIT PROJECT FILES ON BIM360

KEY NOTES

1. MOUNT SPLIT UNIT IN ACT CEILING GRID. COORDINATE WITH ARCHITECTURAL, STRUCTURAL, AND LIGHTING PLANS.
2. ROUT DUCTS AS HIGH AS POSSIBLE IN JOIST SPACE. MODIFY JOIST CROSS BRACERS AS NECESSARY TO INSTALL DUCTWORK. REFER TO STRUCTURAL DETAILS.
3. MOUNT FAN COIL UNIT IN ACT CEILING. COORDINATE WITH ALL OTHER TRADES.
4. CONNECT EXISTING EQUIPMENT TO NEW BMS. PROVIDE NEW CONTROL VALVE OR BACNET CARD DEPENDING UPON THE TYPE OF EQUIPMENT. **BID ALTERNATE MC-01.**
5. SLIP IN ELECTRICAL DUCT COIL. MAINTAIN MANUFACTURERS RECOMMENDED INSTALLATION AND SERVICE CLEARANCES.
6. RE-INSTALL EXISTING UNIT IN NEW LOCATION. RECONNECT TO EXISTING DUCTWORK. RE-INSULATE THE OUTDOOR AIR DUCTWORK.
7. CONNECT UNIT VENTILATOR TO EXISTING OUTDOOR AIR SLEEVE. PATCH AND PAINT ANY AREAS DAMAGED OR EXPOSED AROUND THE UNIT. ROUTE RSL/RLL PIPING UP TO ROOF. PROVIDE 18 GAUGE SHEET METAL COVER FOR PIPING UP TO ROOF. PAINT METAL CHASE, MATCH EXISTING WALL COLOR.

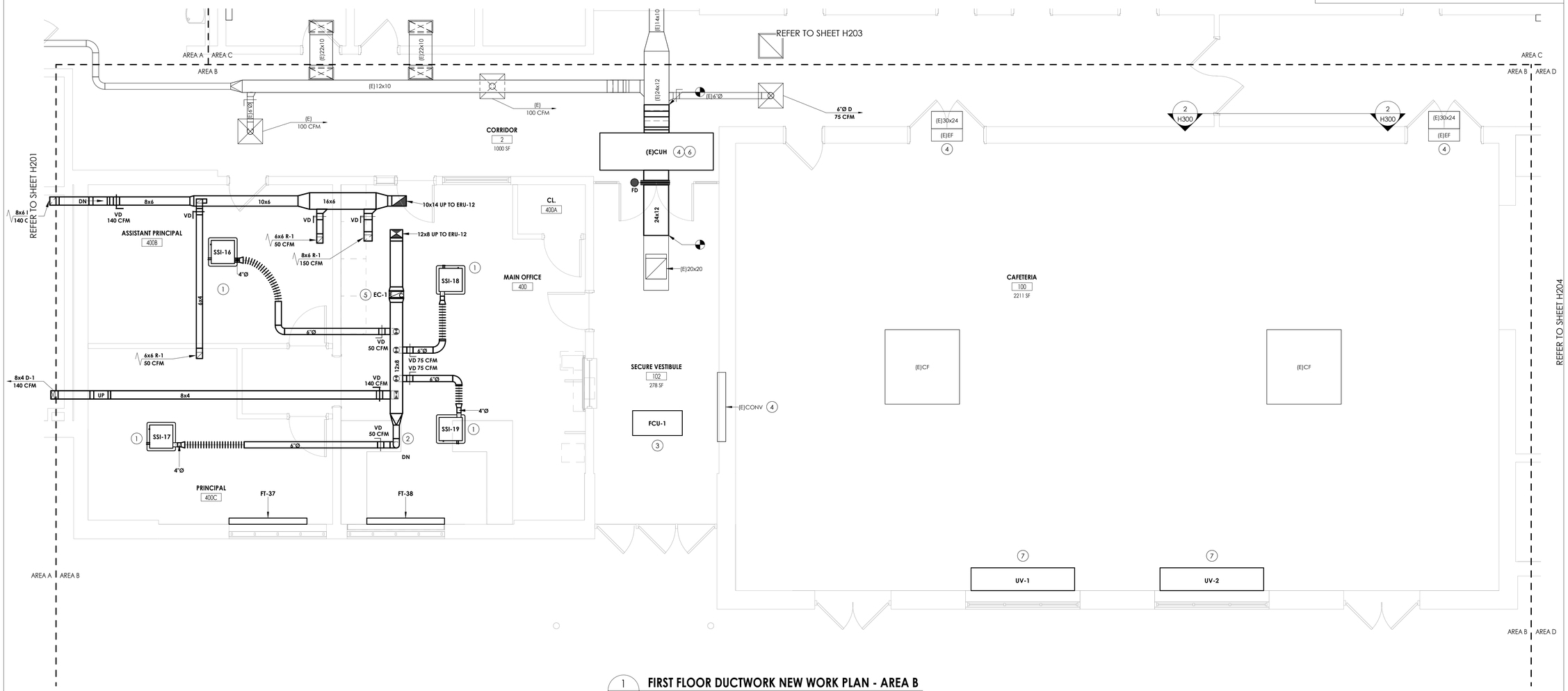

1 / H202 **FIRST FLOOR DUCTWORK NEW WORK PLAN - AREA B**
1/4" = 1'-0"

KEY PLAN:

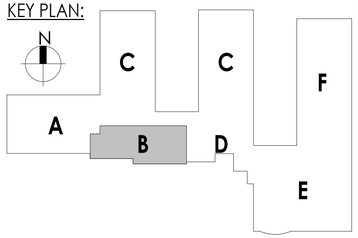

CPL | Architecture Engineering Planning
50 Front Street Suite 202,
Newburgh, NY 12550
CPLteam.com

SOUTH ORANGETOWN Central School District
Capital Improvements Bond
Essential Infrastructure for Student Health, Safety and Success

PROJECT INFORMATION

Project Number
14457.20

Client Name
SOUTH ORANGETOWN CENTRAL SCHOOL DISTRICT

Project Name
PHASE 1: 2022 BOND

District Office Address
160 VAN WYCK RD.
BLAUVELT, NY 10913

SOUTH ORANGETOWN CSD
- ☐ WILLIAM O. SCHAEFER SED#:50-03-01-06-0-012-019
- ■ COITTAGE LANE ELEMENTARY SED#:50-03-01-06-0-010-022
- ☐ TAPPAN ZEE HIGH SCHOOL SED#:50-03-01-06-0-006-032
- ☐ WILLIAM O. SCHAEFER S&L SED#: 50-03-01-06-0-012-020
- ☐ COITTAGE LANE S&L SED#: 50-03-01-06-0-010-023
- ☐ COITTAGE LANE LIBRARY S&L SED#:; 50-03-01-06-8-023-002
- ☐ WOS OUTDOOR CLASSROOM SED#: 50-03-01-06-7-053-001
- ☐ SOMS OUTDOOR CLASSROOM SED#: 50-03-01-06-7-056-001
- ☐ CLE OUTDOOR CLASSROOM SED#: 50-03-01-06-7-054-001
- ☐ TZHS OUTDOOR CLASSROOM SED#: 50-03-01-06-7-055-001

PROJECT ISSUE & REVISION SCHEDULE

vv	Date	Description

PROFESSIONAL STAMPS

NEW YORK STATE EDUCATION STATEMENT

IT IS A VIOLATION OF THE NEW YORK STATE EDUCATION LAW AND THE COMMISSIONER'S REGULATIONS FOR ANY PERSON, UNLESS ACTING UNDER THE DIRECTION OF A LICENSED ARCHITECT, ENGINEER OR LAND SURVEYOR, TO ALTER AN ITEM IN ANY WAY. IF AN ITEM BEARING THE SEAL OF AN ARCHITECT, ENGINEER OR SURVEYOR IS ALTERED, THE ALTERING PARTY SHALL AFFIX TO THE ITEM THEIR SEAL AND THE NOTATION "ALTERED BY" FOLLOWED BY THEIR SIGNATURE AND THE DATE OF SUCH ALTERATION, AND A SPECIFIC DESCRIPTION OF THE ALTERATION.

SHEET INFORMATION

Issued	Scale
10/18/23	1/4" = 1'-0"

Project Status
BID DOCUMENT

Drawn By	Checked By
KCM	JJM

Drawing Title
FIRST FLOOR DUCTWORK NEW WORK PLAN - AREA B

Drawing Number
CLE
H202

10/18/2023 9:23:13 AM <project location> REVIT PROJECT FILES ON BIM360

KEY NOTES

1. MOUNT SPLIT UNIT BELOW CEILING AS TIGHT TO CORRIDOR WALLS AS POSSIBLE. IN ROOMS WITH SOFFITS, MOUNT TIGHT TO SOFFIT.
2. MOUNT SPLIT UNIT IN ALT CEILING GRID. COORDINATE WITH ARCHITECTURAL, STRUCTURAL, AND LIGHTING PLANS.
3. RETURN DUCTWORK TO BE ROUTED IN HALLWAY CEILING. COORDINATE WITH EXISTING UTILITIES AND REFRIGERANT PIPING.
4. SUPPLY DUCTWORK TO BE ROUTED IN HALLWAY CEILING. COORDINATE WITH EXISTING UTILITIES AND REFRIGERANT PIPING.
5. CONNECT EXISTING EQUIPMENT TO NEW BMS. PROVIDE NEW CONTROL VALVE OR BACNET CARD DEPENDING UPON THE TYPE OF EQUIPMENT. **BID ALTERNATE MC-01.**
6. ALL FIRE/SMOKE DAMPERS ARE 120V.

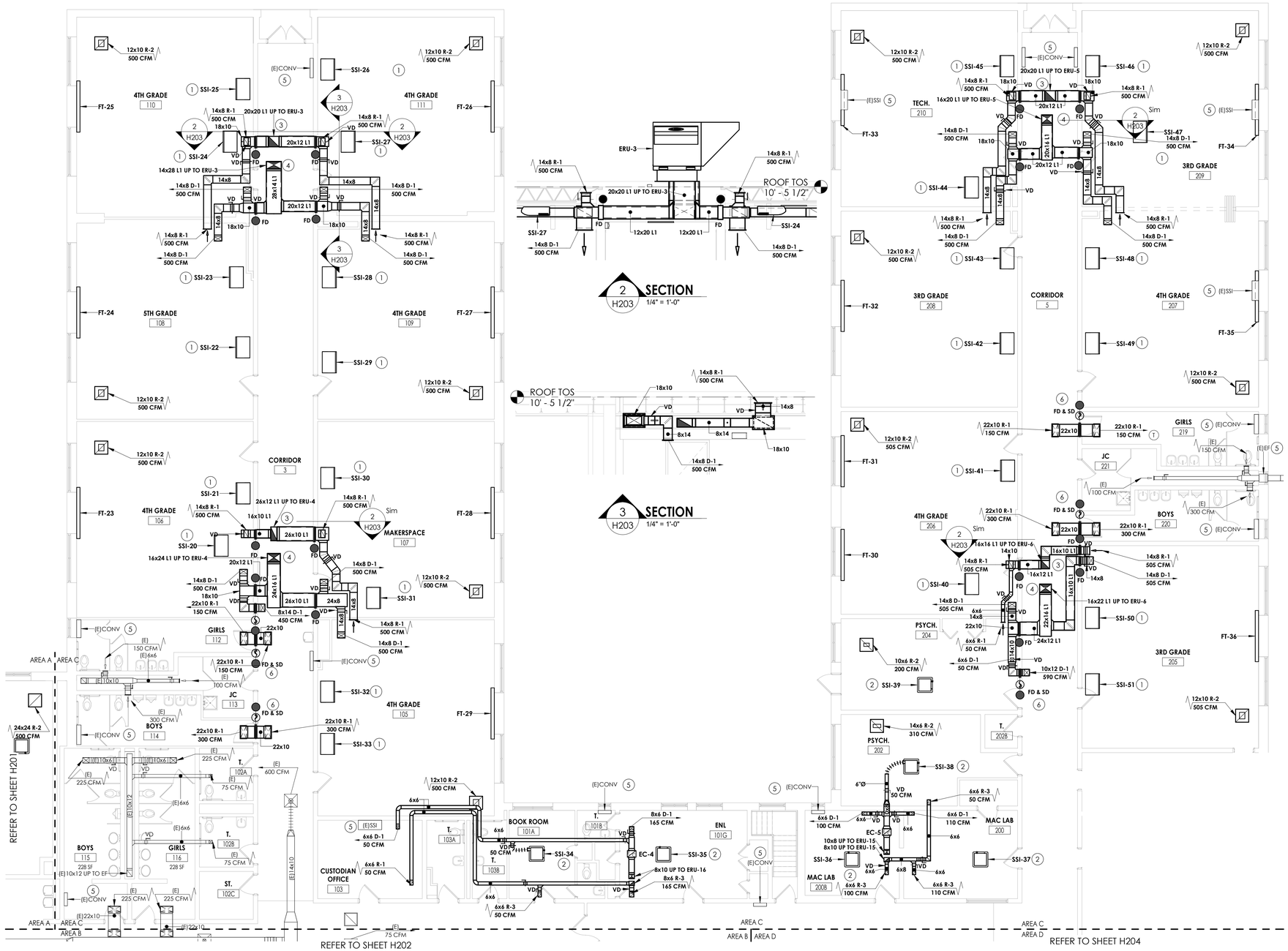

1 H203 **FIRST FLOOR DUCTWORK NEW WORK PLAN - AREA C**
1/8" = 1'-0"

2 H203 **SECTION**
1/4" = 1'-0"

3 H203 **SECTION**
1/4" = 1'-0"

KEY PLAN:

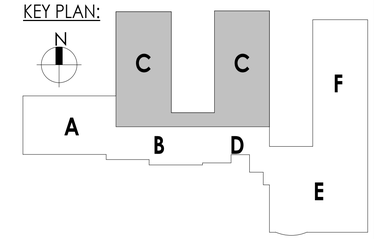

CPL | Architecture Engineering Planning
50 Front Street Suite 202,
Newburgh, NY 12550
CPLteam.com

SOUTH ORANGETOWN Central School District
Capital Improvements Bond
Essential Infrastructure for Student Health, Safety and Success

PROJECT INFORMATION

Project Number
14457.20

Client Name
SOUTH ORANGETOWN CENTRAL SCHOOL DISTRICT

Project Name
PHASE 1: 2022 BOND

District Office Address
160 VAN WYCK RD.
BLAUVELT, NY 10913

SOUTH ORANGETOWN CSD
- WILLIAM O. SCHAEFER SED#:50-03-01-06-0-012-019
- ■ COTTAGE LANE ELEMENTARY SED#:50-03-01-06-0-010-022
- TAPPAN ZEE HIGH SCHOOL SED#:50-03-01-06-0-006-032
- WILLIAM O. SCHAEFER S&L SED#: 50-03-01-06-0-012-020
- COTTAGE LANE S&L SED#: 50-03-01-06-0-010-023
- COTTAGE LANE LIBRARY S&L SED#:: 50-03-01-06-8-023-002
- WOS OUTDOOR CLASSROOM SED#: 50-03-01-06-7-053-001
- SOMS OUTDOOR CLASSROOM SED#: 50-03-01-06-7-056-001
- CLE OUTDOOR CLASSROOM SED#: 50-03-01-06-7-054-001
- TDHS OUTDOOR CLASSROOM SED#: 50-03-01-06-7-055-001

PROJECT ISSUE & REVISION SCHEDULE

vv	Date	Description

PROFESSIONAL STAMPS

NEW YORK STATE EDUCATION STATEMENT

IT IS A VIOLATION OF THE NEW YORK STATE EDUCATION LAW AND THE COMMISSIONER'S REGULATIONS FOR ANY PERSON, UNLESS ACTING UNDER THE DIRECTION OF A LICENSED ARCHITECT, ENGINEER OR LAND SURVEYOR, TO ALTER AN ITEM IN ANY WAY. IF AN ITEM BEARING THE SEAL OF AN ARCHITECT, ENGINEER OR SURVEYOR IS ALTERED, THE ALTERING PARTY SHALL AFFIX TO THE ITEM THEIR SEAL AND THE NOTATION "ALTERED BY" FOLLOWED BY THEIR SIGNATURE AND THE DATE OF SUCH ALTERATION, AND A SPECIFIC DESCRIPTION OF THE ALTERATION.

SHEET INFORMATION

Issued	Scale
10/18/23	As indicated

Project Status
BID DOCUMENT

Drawn By	Checked By
KCM	JJM

Drawing Title
FIRST FLOOR DUCTWORK NEW WORK PLAN - AREA C

Drawing Number
CLE H203

10/18/2023 9:23:20 AM <project location> REVIT PROJECT FILES ON BIM360

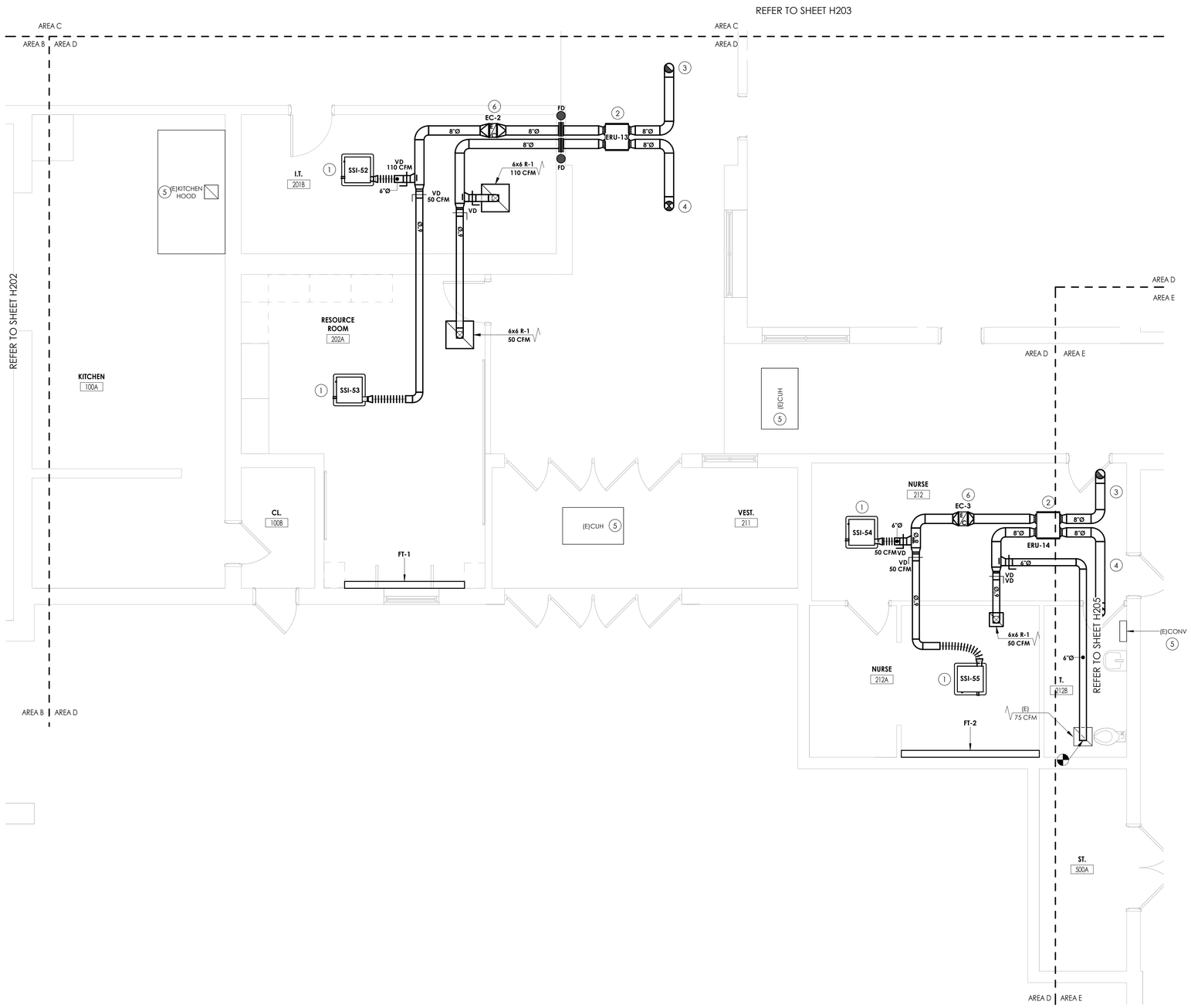

1 H204 **FIRST FLOOR DUCTWORK NEW WORK PLAN - AREA D**

1/4" = 1'-0"

KEY NOTES

1. MOUNT SPLIT UNIT IN ACT CEILING GRID. COORDINATE WITH ARCHITECTURAL, STRUCTURAL, AND LIGHTINGS PLANS.
2. MOUNT ENERGY RECOVERY UNIT IN CEILING. PROVIDE/MAINTAIN ACROSS FAN SERVICE.
3. 8" DIAMETER UP TO GRAVITY RELIEF HOOD.
4. 8" DIAMETER UP TO GRAVITY INTAKE HOOD.
5. CONNECT EXISTING EQUIPMENT TO NEW BMS. PROVIDE NEW CONTROL VALVE OR BACNET CARD DEPENDING UPON THE TYPE OF EQUIPMENT. **BID ALTERNATE MC-01.**
6. SLIP IN ELECTRICAL DUCT COIL. MAINTAIN MANUFACTURERS RECOMMENDED INSTALLATION AND SERVICE CLEARANCES.

CPL | Architecture Engineering Planning
50 Front Street Suite 202,
Newburgh, NY 12550
CPLteam.com

SOUTH ORANGETOWN Central School District
Capital Improvements Bond
Essential Infrastructure for Student Health, Safety and Success

PROJECT INFORMATION

Project Number
14457.20

Client Name
SOUTH ORANGETOWN CENTRAL SCHOOL DISTRICT

Project Name
PHASE 1: 2022 BOND

District Office Address
160 VAN WYCK RD.
BLAUVELT, NY 10913

SOUTH ORANGETOWN CSD
- ☐ WILLIAM O. SCHAEFER SED#:50-03-01-06-0-012-019
- ■ COTTAGE LANE ELEMENTARY SED#:50-03-01-06-0-010-022
- ☐ TAPPAN ZEE HIGH SCHOOL SED#:50-03-01-06-0-006-032
- ☐ WILLIAM O. SCHAEFER S&L SED#: 50-03-01-06-0-012-020
- ☐ COTTAGE LANE S&L SED#: 50-03-01-06-0-010-023
- ☐ COTTAGE LANE LIBRARY S&L SED#: 50-03-01-06-8-023-002
- ☐ WOS OUTDOOR CLASSROOM SED#: 50-03-01-06-7-053-001
- ☐ SOMS OUTDOOR CLASSROOM SED#: 50-03-01-06-7-056-001
- ☐ CLE OUTDOOR CLASSROOM SED#: 50-03-01-06-7-054-001
- ☐ TZHS OUTDOOR CLASSROOM SED#: 50-03-01-06-7-055-001

PROJECT ISSUE & REVISION SCHEDULE

vv	Date	Description

PROFESSIONAL STAMPS

NEW YORK STATE EDUCATION STATEMENT

IT IS A VIOLATION OF THE NEW YORK STATE EDUCATION LAW AND THE COMMISSIONER'S REGULATIONS FOR ANY PERSON, UNLESS ACTING UNDER THE DIRECTION OF A LICENSED ARCHITECT, ENGINEER OR LAND SURVEYOR, TO ALTER AN ITEM IN ANY WAY. IF AN ITEM BEARING THE SEAL OF AN ARCHITECT, ENGINEER OR SURVEYOR IS ALTERED, THE ALTERING PARTY SHALL AFFIX TO THE ITEM THEIR SEAL AND THE NOTATION "ALTERED BY" FOLLOWED BY THEIR SIGNATURE AND THE DATE OF SUCH ALTERATION, AND A SPECIFIC DESCRIPTION OF THE ALTERATION.

SHEET INFORMATION

Issued	Scale
10/18/23	1/4" = 1'-0"

Project Status
BID DOCUMENT

Drawn By	Checked By
KCM	JJM

Drawing Title
FIRST FLOOR DUCTWORK NEW WORK PLAN - AREA D

Drawing Number
CLE
H204

KEY PLAN:

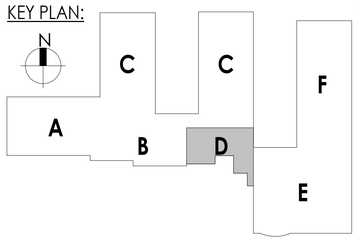

10/18/2023 9:23:22 AM <project location> REVIT PROJECT FILES ON BIM360

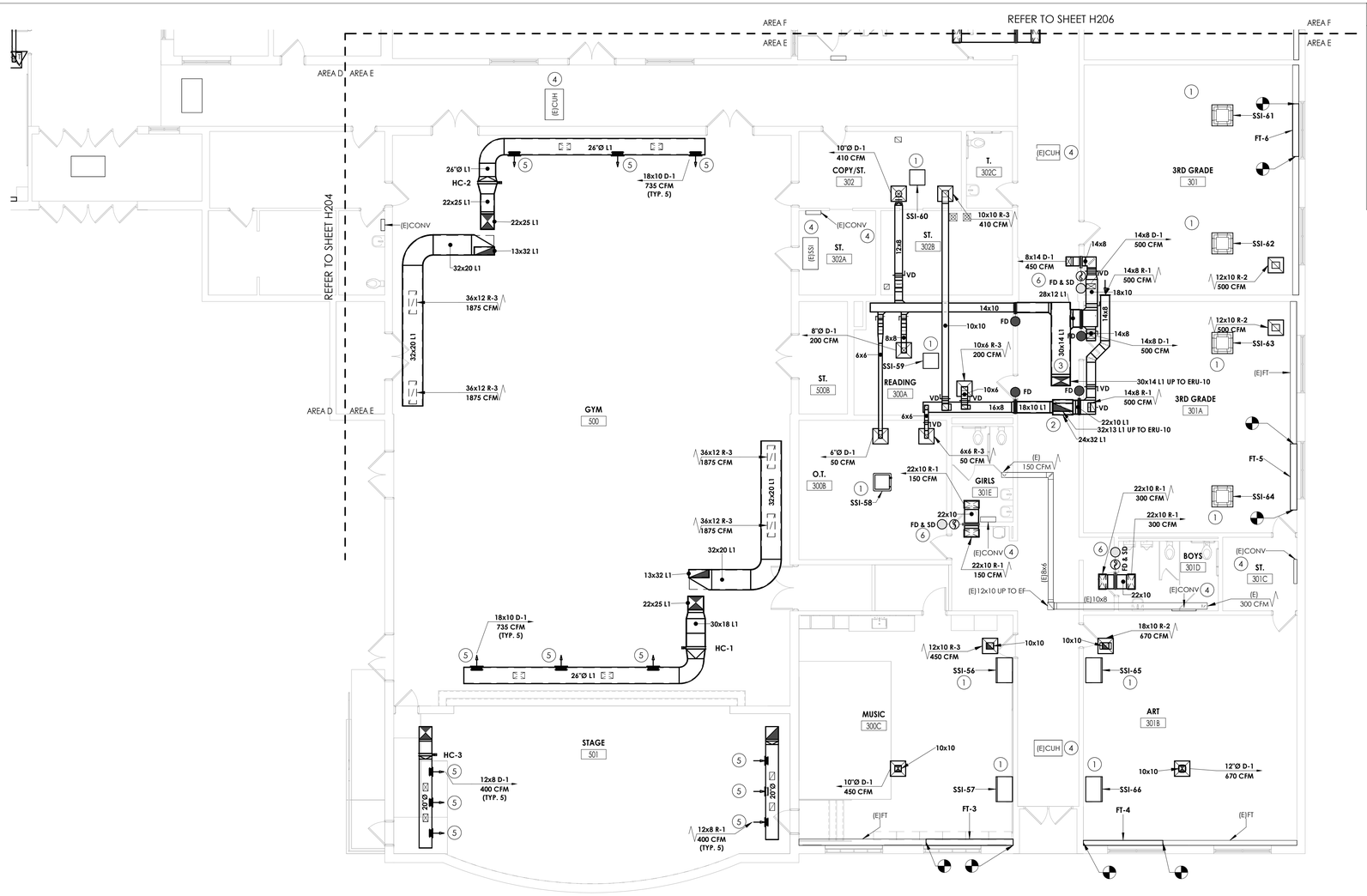

1
H205

FIRST FLOOR DUCTWORK NEW WORK PLAN - AREA E

1/8" = 1'-0"

KEY NOTES

1. MOUNT SPLIT UNIT IN ACT CEILING. COORDINATE WITH ARCHITECTURAL, STRUCTURAL AND LIGHTING PLANS.
2. RETURN DUCTWORK TO BE ROUTED IN HALLWAY CEILING. COORDINATE WITH EXISTING UTILITIES AND REFRIGERANT PIPING.
3. SUPPLY DUCTWORK TO BE ROUTED IN HALLWAY CEILING. COORDINATE WITH EXISTING UTILITIES AND REFRIGERANT PIPING.
4. CONNECT EXISTING EQUIPMENT TO NEW BMS. PROVIDE NEW CONTROL VALVE OR BACNET CARD DEPENDING UPON THE TYPE OF EQUIPMENT. **BID ALTERNATE MC-01.**
5. GRILLE IS ANGLED 45 DEGREES DOWN. PAINT DUCTWORK TO MATCH EXISTING CEILING COLOR.
6. ALL FIRE/SMOKE DAMPERS ARE 120V.

CPL | Architecture Engineering Planning
50 Front Street Suite 202,
Newburgh, NY 12550
CPLteam.com

SOUTH ORANGETOWN Central School District
Capital Improvements Bond
Essential Infrastructure for Student Health, Safety and Success

PROJECT INFORMATION

Project Number
14457.20

Client Name
SOUTH ORANGETOWN CENTRAL SCHOOL DISTRICT

Project Name
PHASE 1: 2022 BOND

District Office Address
160 VAN WYCK RD.
BLAUVELT, NY 10913

SOUTH ORANGETOWN CSD
- ☐ WILLIAM O. SCHAEFER SED#:50-03-01-06-0-012-019
- ■ COTTAGE LANE ELEMENTARY SED#:50-03-01-06-0-010-022
- ☐ TAPPAN ZEE HIGH SCHOOL SED#:50-03-01-06-0-006-032
- ☐ WILLIAM O. SCHAEFER S&L SED#: 50-03-01-06-0-012-020
- ☐ COTTAGE LANE S&L SED#: 50-03-01-06-0-010-023
- ☐ COTTAGE LANE LIBRARY S&L SED#:; 50-03-01-06-8-023-002
- ☐ WOS OUTDOOR CLASSROOM SED#: 50-03-01-06-7-053-001
- ☐ SOMS OUTDOOR CLASSROOM SED#: 50-03-01-06-7-056-001
- ☐ CLE OUTDOOR CLASSROOM SED#: 50-03-01-06-7-054-001
- ☐ TZHS OUTDOOR CLASSROOM SED#: 50-03-01-06-7-055-001

PROJECT ISSUE & REVISION SCHEDULE

vv	Date	Description

PROFESSIONAL STAMPS

NEW YORK STATE EDUCATION STATEMENT

IT IS A VIOLATION OF THE NEW YORK STATE EDUCATION LAW AND THE COMMISSIONER'S REGULATIONS FOR ANY PERSON, UNLESS ACTING UNDER THE DIRECTION OF A LICENSED ARCHITECT, ENGINEER OR LAND SURVEYOR, TO ALTER AN ITEM IN ANY WAY. IF AN ITEM BEARING THE SEAL OF AN ARCHITECT, ENGINEER OR LAND SURVEYOR IS ALTERED, THE ALTERING PARTY SHALL AFFIX TO THE ITEM THEIR SEAL AND THE NOTATION "ALTERED BY" FOLLOWED BY THEIR SIGNATURE AND THE DATE OF SUCH ALTERATION, AND A SPECIFIC DESCRIPTION OF THE ALTERATION.

SHEET INFORMATION

Issued	Scale
10/18/23	1/8" = 1'-0"

Project Status
BID DOCUMENT

Drawn By	Checked By
KCM	JJM

Drawing Title
FIRST FLOOR DUCTWORK NEW WORK PLAN - AREA E

Drawing Number
CLE
H205

KEY PLAN:

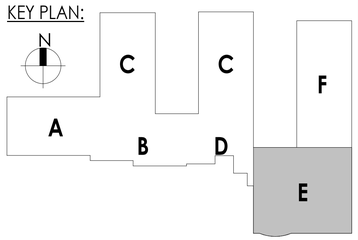

10/18/2023 9:23:26 AM <project location> REVIT PROJECT FILES ON BIM360

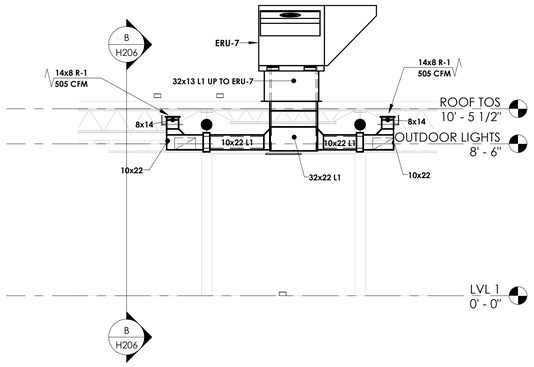

A H206 **AREA F SECTION A**
1/4" = 1'-0"

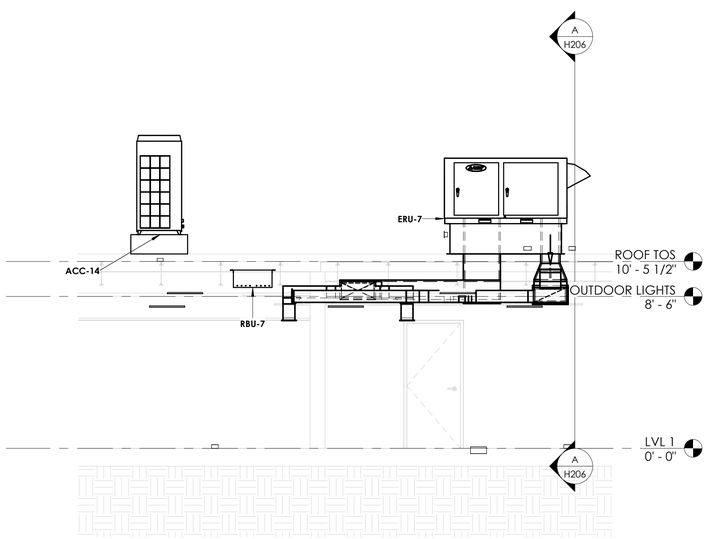

B H206 **AREA F SECTION B**
1/4" = 1'-0"

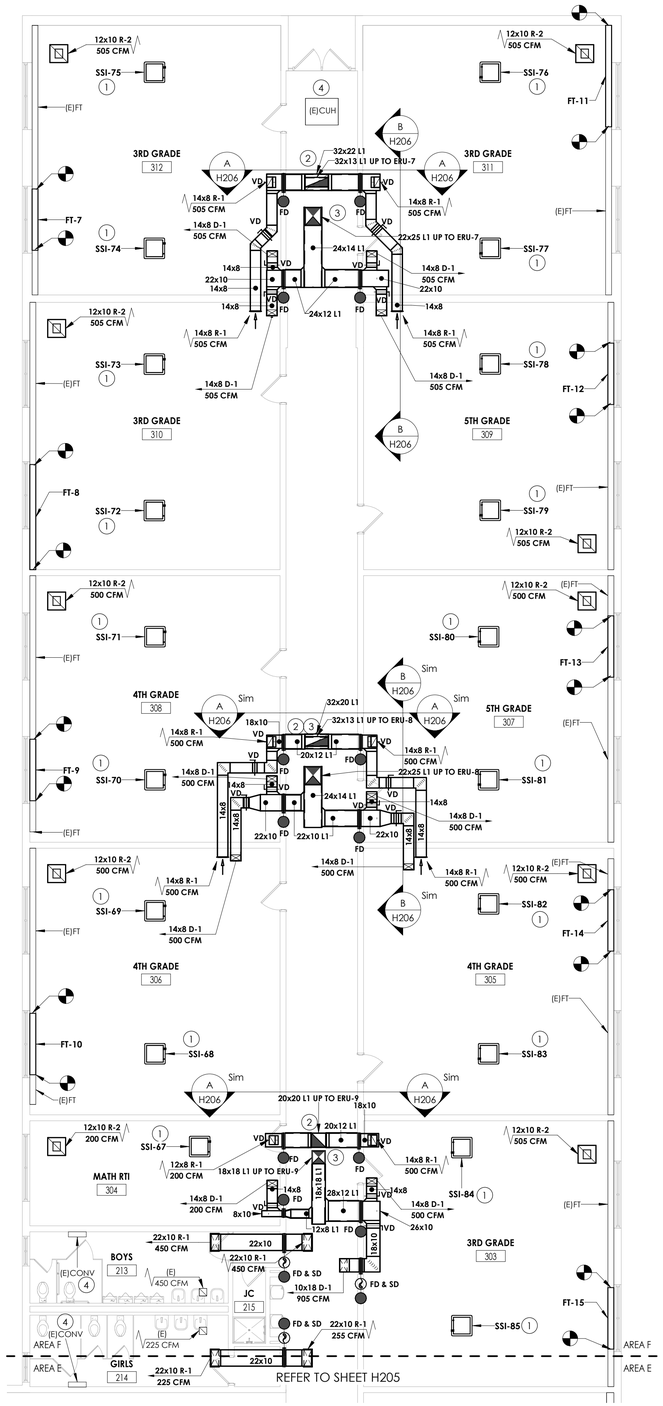

1 H206 **FIRST FLOOR DUCTWORK NEW WORK PLAN - AREA F**
1/8" = 1'-0"

KEY NOTES

1. MOUNT SPLIT UNIT IN ACT CEILING. COORDINATE WITH ARCHITECTURAL, STRUCTURAL, AND LIGHTING PLANS.
2. RETURN DUCTWORK TO BE ROUTED IN HALLWAY CEILING. COORDINATE WITH EXISTING UTILITIES AND REFRIGERANT PIPING.
3. SUPPLY DUCTWORK TO BE ROUTED IN HALLWAY CEILING. COORDINATE WITH EXISTING UTILITIES AND REFRIGERANT PIPING.
4. CONNECT EXISTING EQUIPMENT TO NEW BMS. PROVIDE NEW CONTROL VALVE OR BACNET CARD DEPENDING UPON THE TYPE OF EQUIPMENT. **BID ALTERNATE MC-01.**

CPL | Architecture Engineering Planning
50 Front Street Suite 202,
Newburgh, NY 12550
CPLteam.com

SOUTH ORANGETOWN Central School District
Capital Improvements Bond
Essential Infrastructure for Student Health, Safety and Success

PROJECT INFORMATION

Project Number
14457.20

Client Name
SOUTH ORANGETOWN CENTRAL SCHOOL DISTRICT

Project Name
PHASE 1: 2022 BOND

District Office Address
160 VAN WYCK RD.
BLAUVELT, NY 10913

SOUTH ORANGETOWN CSD
- ☐ WILLIAM O. SCHAEFER SED#:50-03-01-06-0-012-019
- ■ COTTAGE LANE ELEMENTARY SED#:50-03-01-06-0-010-022
- ☐ TAPPAN ZEE HIGH SCHOOL SED#:50-03-01-06-0-006-032
- ☐ WILLIAM O. SCHAEFER S&L SED#: 50-03-01-06-0-012-020
- ☐ COTTAGE LANE S&L SED#: 50-03-01-06-0-010-023
- ☐ COTTAGE LANE LIBRARY S&L SED#:: 50-03-01-06-8-023-002
- ☐ WOS OUTDOOR CLASSROOM SED#:: 50-03-01-06-7-053-001
- ☐ SOMS OUTDOOR CLASSROOM SED#: 50-03-01-06-7-056-001
- ☐ CLE OUTDOOR CLASSROOM SED#:: 50-03-01-06-7-054-001
- ☐ TDHS OUTDOOR CLASSROOM SED#:: 50-03-01-06-7-055-001

PROJECT ISSUE & REVISION SCHEDULE

vv	Date	Description

PROFESSIONAL STAMPS

NEW YORK STATE EDUCATION STATEMENT

IT IS A VIOLATION OF THE NEW YORK STATE EDUCATION LAW AND THE COMMISSIONER'S REGULATIONS FOR ANY PERSON, UNLESS ACTING UNDER THE DIRECTION OF A LICENSED ARCHITECT, ENGINEER OR LAND SURVEYOR, TO ALTER AN ITEM IN ANY WAY. IF AN ITEM BEARING THE SEAL OF AN ARCHITECT, ENGINEER OR LAND SURVEYOR IS ALTERED, THE ALTERING PARTY SHALL AFFIX TO THE ITEM THEIR SEAL AND THE NOTATION "ALTERED BY" FOLLOWED BY THEIR SIGNATURE AND THE DATE OF SUCH ALTERATION, AND A SPECIFIC DESCRIPTION OF THE ALTERATION.

SHEET INFORMATION

Issued	Scale
10/18/23	As indicated

Project Status
BID DOCUMENT

Drawn By	Checked By
KCM	JJM

Drawing Title
FIRST FLOOR DUCTWORK NEW WORK PLAN - AREA F

Drawing Number
CLE
H206

KEY PLAN:

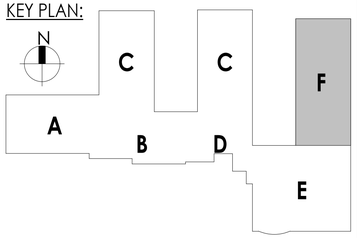

10/18/2023 9:23:31 AM <project location> REVIT PROJECT FILES ON BIM360

KEY NOTES

1. MOUNT ERV ON 18" INSULATED CURB. COORDINATE WITH GC FOR CURB INSTALLATION.
2. MOUNT ACC ON EQUIPMENT RAIL SUPPORT SYSTEM.

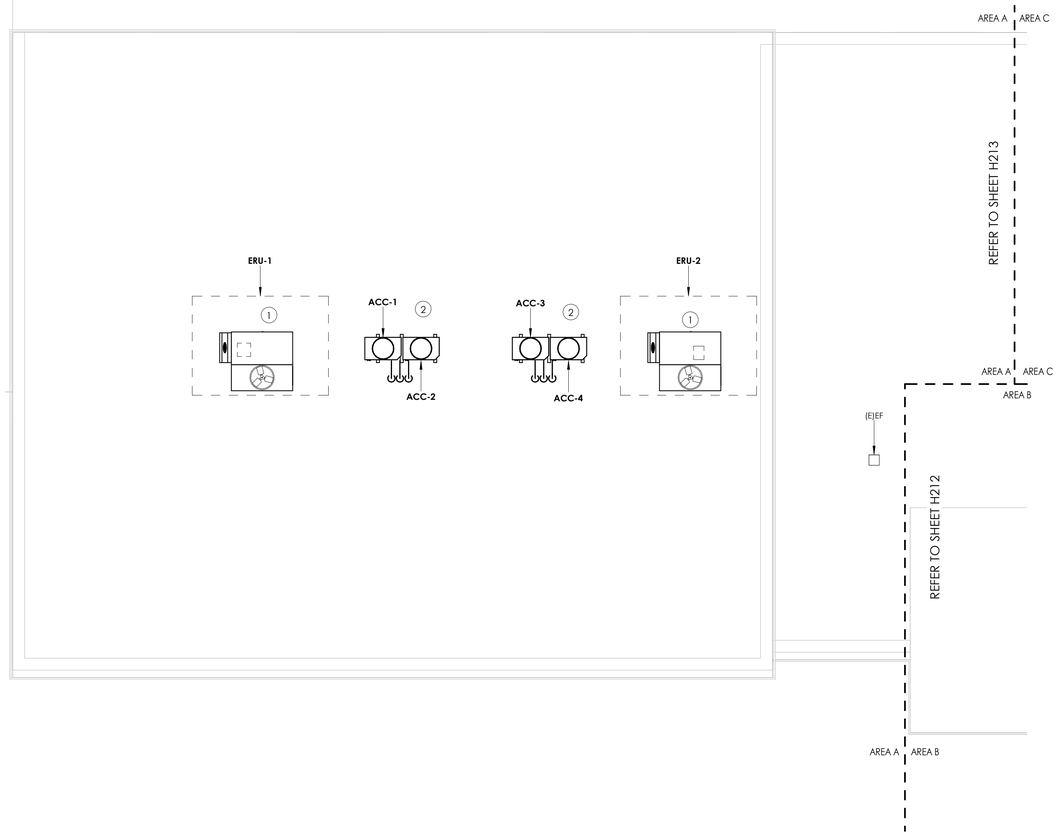

1 / H211 **ROOF HVAC NEW WORK PLAN - AREA A**
1/8" = 1'-0"

KEY PLAN:

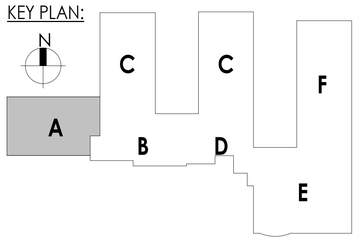

CPL | Architecture Engineering Planning
50 Front Street Suite 202,
Newburgh, NY 12550
CPLteam.com

SOUTH ORANGETOWN Central School District
Capital Improvements Bond
Essential Infrastructure for Student Health, Safety and Success

PROJECT INFORMATION

Project Number
14457.20

Client Name
SOUTH ORANGETOWN CENTRAL SCHOOL DISTRICT

Project Name
PHASE 1: 2022 BOND

District Office Address
160 VAN WYCK RD.
BLAUVELT, NY 10913

SOUTH ORANGETOWN CSD
- ☐ WILLIAM O. SCHAEFER SED#:50-03-01-06-0-012-019
- ■ COTTAGE LANE ELEMENTARY SED#:50-03-01-06-0-010-022
- ☐ TAPPAN ZEE HIGH SCHOOL SED#:50-03-01-06-0-006-032
- ☐ WILLIAM O. SCHAEFER S&L SED#: 50-03-01-06-0-012-020
- ☐ COTTAGE LANE S&L SED#: 50-03-01-06-0-010-023
- ☐ COTTAGE LANE LIBRARY S&L SED#: 50-03-01-06-8-023-002
- ☐ WOS OUTDOOR CLASSROOM SED#: 50-03-01-06-7-053-001
- ☐ SOMS OUTDOOR CLASSROOM SED#: 50-03-01-06-7-056-001
- ☐ CLE OUTDOOR CLASSROOM SED#: 50-03-01-06-7-054-001
- ☐ TZHS OUTDOOR CLASSROOM SED#: 50-03-01-06-7-055-001

PROJECT ISSUE & REVISION SCHEDULE

vv	Date	Description

PROFESSIONAL STAMPS

NEW YORK STATE EDUCATION STATEMENT

IT IS A VIOLATION OF THE NEW YORK STATE EDUCATION LAW AND THE COMMISSIONER'S REGULATIONS FOR ANY PERSON, UNLESS ACTING UNDER THE DIRECTION OF A LICENSED ARCHITECT, ENGINEER OR LAND SURVEYOR, TO ALTER AN ITEM IN ANY WAY. IF AN ITEM BEARING THE SEAL OF AN ARCHITECT, ENGINEER OR LAND SURVEYOR IS ALTERED, THE ALTERING PARTY SHALL AFFIX TO THE ITEM THEIR SEAL AND THE NOTATION "ALTERED BY" FOLLOWED BY THEIR SIGNATURE AND THE DATE OF SUCH ALTERATION, AND A SPECIFIC DESCRIPTION OF THE ALTERATION.

SHEET INFORMATION

Issued	Scale
10/18/23	1/8" = 1'-0"

Project Status
BID DOCUMENT

Drawn By	Checked By
KCM	JJM

Drawing Title
ROOF HVAC NEW WORK PLAN - AREA A

Drawing Number
CLE
H211

10/18/2023 9:23:32 AM <project location> REVIT PROJECT FILES ON BIM360

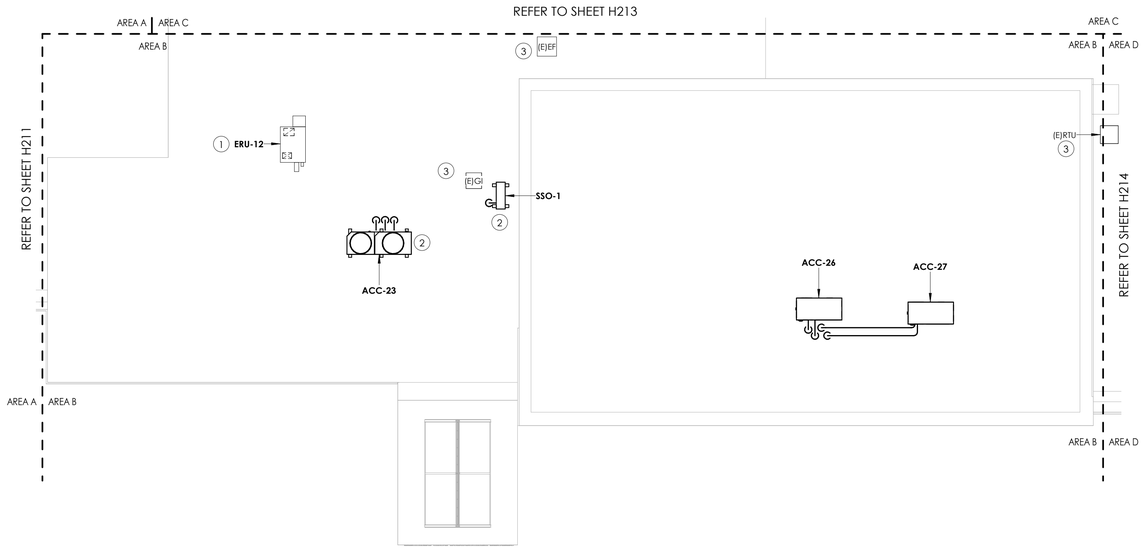

1 H212 **ROOF HVAC NEW WORK PLAN - AREA B**

1/8" = 1'-0"

KEY NOTES

1. PROVIDE ON 18" INSULATED CURB. COORDINATE WITH GC FOR CURB INSTALLATION.
2. MOUNT NEW EQUIPMENT ON EQUIPMENT BASE.
3. CONNECT EXISTING EQUIPMENT TO BMS. **BID ALTERNATE MC-01.**

KEY PLAN:

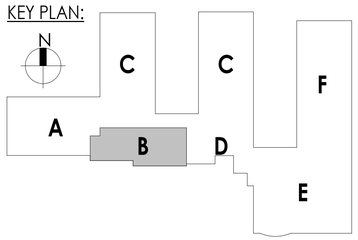

CPL | Architecture Engineering Planning
50 Front Street Suite 202,
Newburgh, NY 12550
CPLteam.com

SOUTH ORANGETOWN Central School District
Capital Improvements Bond
Essential Infrastructure for Student Health, Safety and Success

PROJECT INFORMATION

Project Number
14457.20

Client Name
SOUTH ORANGETOWN CENTRAL SCHOOL DISTRICT

Project Name
PHASE 1: 2022 BOND

District Office Address
160 VAN WYCK RD.
BLAUVELT, NY 10913

SOUTH ORANGETOWN CSD
- ☐ WILLIAM O. SCHAEFER SED#:50-03-01-06-0-012-019
- ■ COTTAGE LANE ELEMENTARY SED#:50-03-01-06-0-010-022
- ☐ TAPPAN ZEE HIGH SCHOOL SED#:50-03-01-06-0-006-032
- ☐ WILLIAM O. SCHAEFER S&L SED#: 50-03-01-06-0-012-020
- ☐ COTTAGE LANE S&L SED#: 50-03-01-06-0-010-023
- ☐ COTTAGE LANE LIBRARY S&L SED#:; 50-03-01-06-8-023-002
- ☐ WOS OUTDOOR CLASSROOM SED#: 50-03-01-06-7-053-001
- ☐ SOMS OUTDOOR CLASSROOM SED#: 50-03-01-06-7-056-001
- ☐ CLE OUTDOOR CLASSROOM SED#: 50-03-01-06-7-054-001
- ☐ TZHS OUTDOOR CLASSROOM SED#: 50-03-01-06-7-055-001

PROJECT ISSUE & REVISION SCHEDULE

vv	Date	Description

PROFESSIONAL STAMPS

NEW YORK STATE EDUCATION STATEMENT

IT IS A VIOLATION OF THE NEW YORK STATE EDUCATION LAW AND THE COMMISSIONER'S REGULATIONS FOR ANY PERSON, UNLESS ACTING UNDER THE DIRECTION OF A LICENSED ARCHITECT, ENGINEER OR LAND SURVEYOR, TO ALTER AN ITEM IN ANY WAY. IF AN ITEM BEARING THE SEAL OF AN ARCHITECT, ENGINEER OR LAND SURVEYOR IS ALTERED, THE ALTERING PARTY SHALL AFFIX TO THE ITEM THEIR SEAL AND THE NOTATION "ALTERED BY" FOLLOWED BY THEIR SIGNATURE AND THE DATE OF SUCH ALTERATION, AND A SPECIFIC DESCRIPTION OF THE ALTERATION.

SHEET INFORMATION

Issued	Scale
10/18/23	1/8" = 1'-0"

Project Status
BID DOCUMENT

Drawn By	Checked By
KCM	JJM

Drawing Title
ROOF HVAC NEW WORK PLAN - AREA B

Drawing Number
CLE
H212

10/18/2023 9:23:33 AM <project location> REVIT PROJECT FILES ON BIM360

KEY NOTES

1. MOUNT ERU ON 18" INSULATED CURB. COORDINATE WITH GC FOR CURB INSTALLATION.
2. MOUNT ACC ON EQUIPMENT RAIL SUPPORT SYSTEM.
3. CONNECT EXISTING EQUIPMENT TO BMS. **BID ALTERNATE MC-01.**

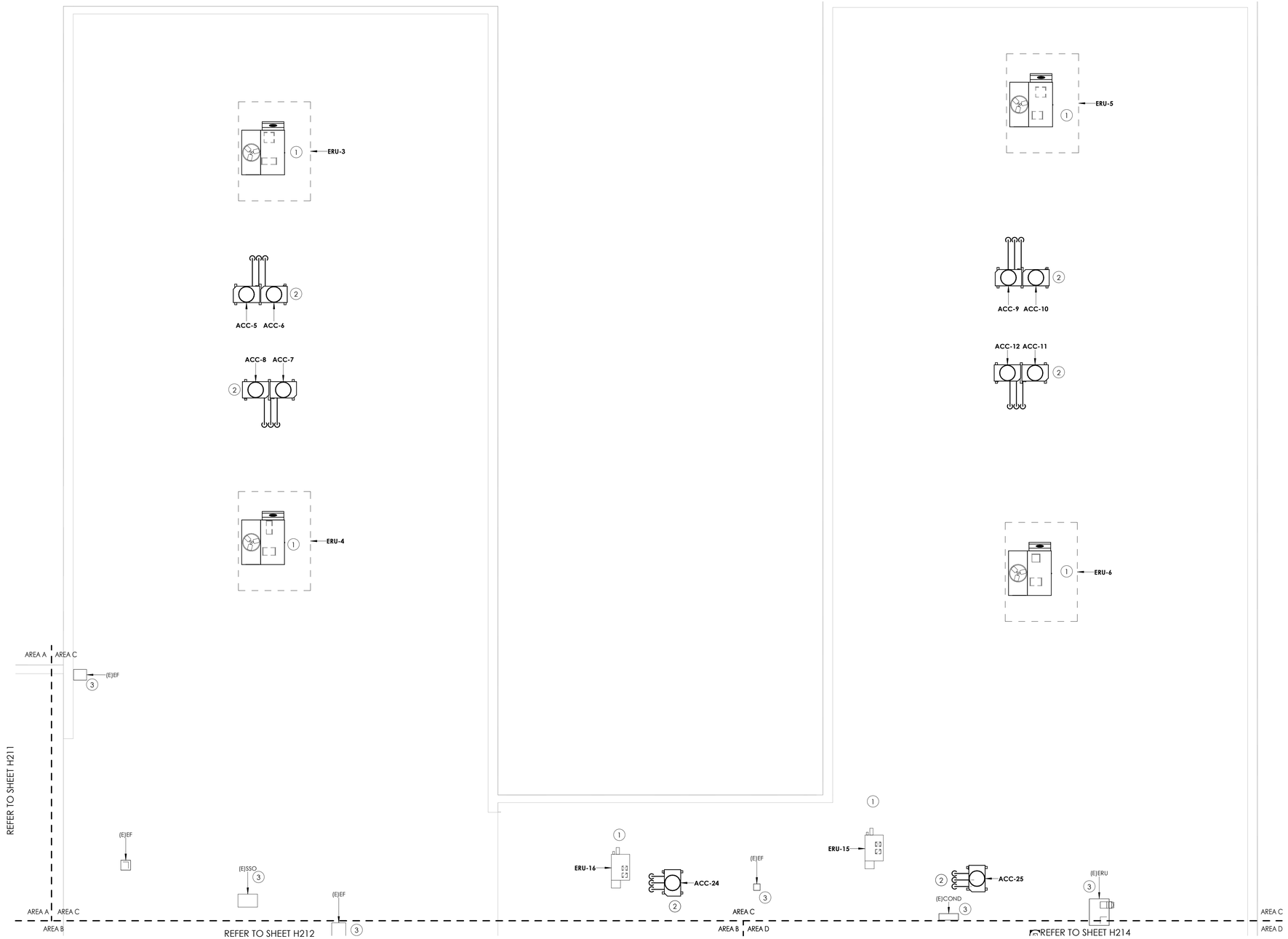

1 / H213 **ROOF HVAC NEW WORK PLAN - AREA C**

1/8" = 1'-0"

KEY PLAN:

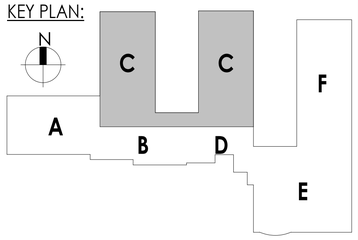

CPL | Architecture Engineering Planning
50 Front Street Suite 202,
Newburgh, NY 12550
CPLteam.com

SOUTH ORANGETOWN Central School District

Capital Improvements Bond

Essential Infrastructure for Student Health, Safety and Success

PROJECT INFORMATION

Project Number
14457.20

Client Name
SOUTH ORANGETOWN CENTRAL SCHOOL DISTRICT

Project Name
PHASE 1: 2022 BOND

District Office Address
160 VAN WYCK RD.
BLAUVELT, NY 10913

SOUTH ORANGETOWN CSD

- ☐ WILLIAM O. SCHAEFER SED#:50-03-01-06-0-012-019
- ■ COTTAGE LANE ELEMENTARY SED#:50-03-01-06-0-010-022
- ☐ TAPPAN ZEE HIGH SCHOOL SED#:50-03-01-06-0-006-032
- ☐ WILLIAM O. SCHAEFER S&L SED#: 50-03-01-06-0-012-020
- ☐ COTTAGE LANE S&L SED#: 50-03-01-06-0-010-023
- ☐ COTTAGE LANE LIBRARY S&L SED#: 50-03-01-06-8-023-002
- ☐ WOS OUTDOOR CLASSROOM SED#: 50-03-01-06-7-053-001
- ☐ SOMS OUTDOOR CLASSROOM SED#: 50-03-01-06-7-056-001
- ☐ CLE OUTDOOR CLASSROOM SED#: 50-03-01-06-7-054-001
- ☐ TZHS OUTDOOR CLASSROOM SED#: 50-03-01-06-7-055-001

PROJECT ISSUE & REVISION SCHEDULE

vv	Date	Description

PROFESSIONAL STAMPS

NEW YORK STATE EDUCATION STATEMENT

IT IS A VIOLATION OF THE NEW YORK STATE EDUCATION LAW AND THE COMMISSIONER'S REGULATIONS FOR ANY PERSON, UNLESS ACTING UNDER THE DIRECTION OF A LICENSED PROFESSIONAL ENGINEER, ARCHITECT, LANDSCAPE ARCHITECT OR SURVEYOR, TO ALTER AN ITEM BEARING THE SEAL OF AN ARCHITECT, ENGINEER OR SURVEYOR IN A MANNER THE ALTERING PARTY SHALL AFFIX TO THE ITEM THEIR SEAL AND THE NOTATION "ALTERED BY" FOLLOWED BY THEIR SIGNATURE AND THE DATE OF SUCH ALTERATION, AND A SPECIFIC DESCRIPTION OF THE ALTERATION.

SHEET INFORMATION

Issued	Scale
10/18/23	1/8" = 1'-0"

Project Status
BID DOCUMENT

Drawn By	Checked By
KCM	JJM

Drawing Title
ROOF HVAC NEW WORK PLAN - AREA C

Drawing Number
CLE
H213

10/18/2023 9:23:35 AM <project location> REVIT PROJECT FILES ON BIM360

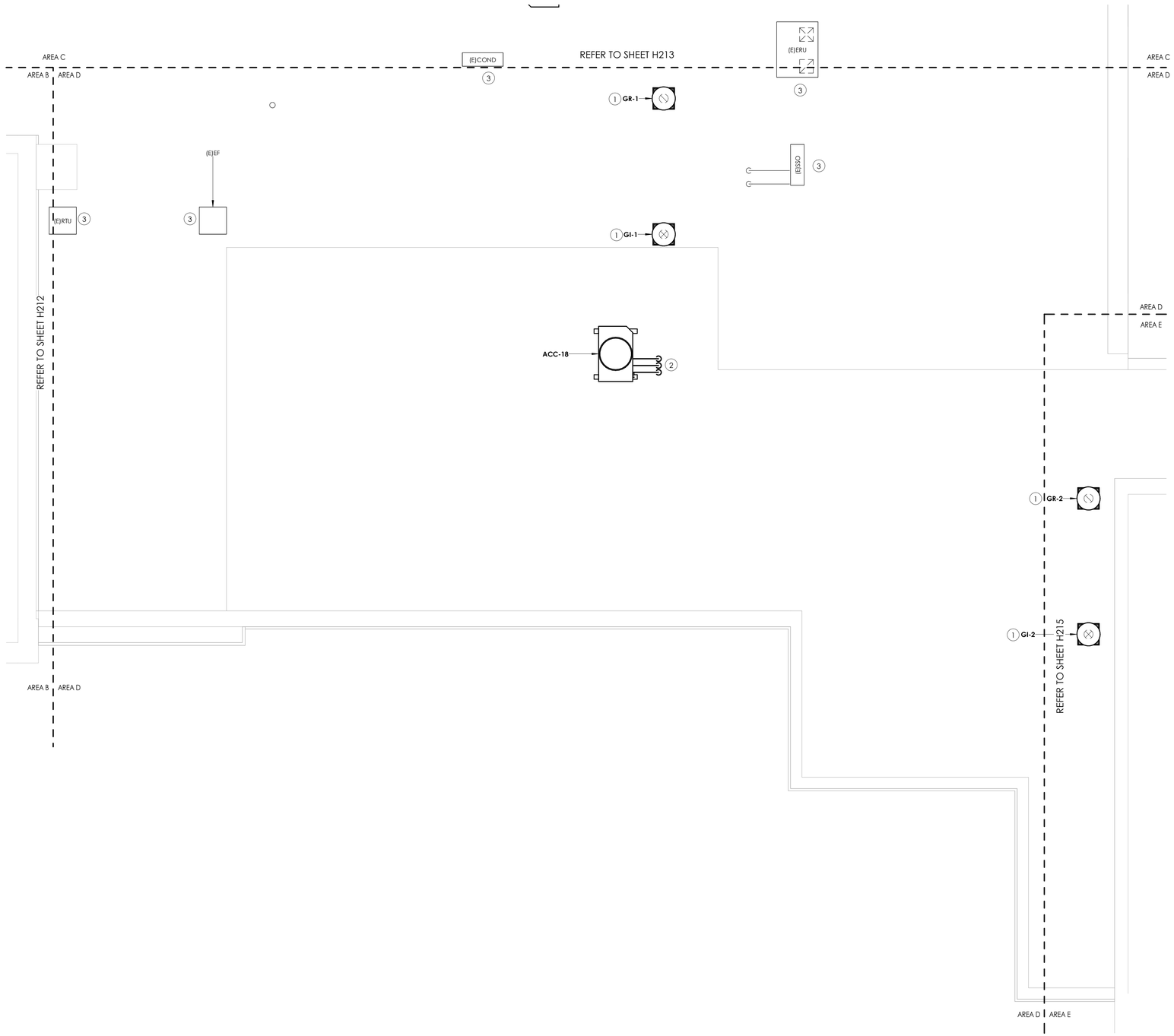

1 / H214 **ROOF HVAC NEW WORK PLAN - AREA D**

1/4" = 1'-0"

KEY NOTES

1. PROVIDE ON 18" INSULATED CURB. COORDINATE WITH GC FOR CURB INSTALLATION.
2. MOUNT ACC ON EQUIPMENT RAILS SUPPORT SYSTEM.
3. CONNECT EQUIPMENT TO NEW BMS. **BID ALTERNATE MC-01.**

KEY PLAN:

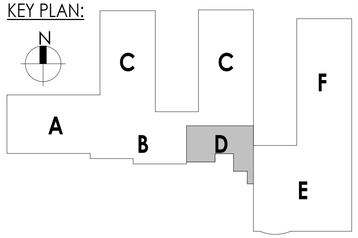

CPL | Architecture Engineering Planning
50 Front Street Suite 202,
Newburgh, NY 12550
CPLteam.com

SOUTH ORANGETOWN Central School District
Capital Improvements Bond
Essential Infrastructure for Student Health, Safety and Success

PROJECT INFORMATION

Project Number
14457.20

Client Name
SOUTH ORANGETOWN CENTRAL SCHOOL DISTRICT

Project Name
PHASE 1: 2022 BOND

District Office Address
160 VAN WYCK RD.
BLAUVELT, NY 10913

SOUTH ORANGETOWN CSD
- ☐ WILLIAM O. SCHAEFER SED#:50-03-01-06-0-012-019
- ■ COTTAGE LANE ELEMENTARY SED#:50-03-01-06-0-010-022
- ☐ TAPPAN ZEE HIGH SCHOOL SED#:50-03-01-06-0-006-032
- ☐ WILLIAM O. SCHAEFER S&L SED#: 50-03-01-06-0-012-020
- ☐ COTTAGE LANE S&L SED#: 50-03-01-06-0-010-023
- ☐ COTTAGE LANE LIBRARY S&L SED#: 50-03-01-06-8-023-002
- ☐ WOS OUTDOOR CLASSROOM SED#: 50-03-01-06-7-053-001
- ☐ SOMS OUTDOOR CLASSROOM SED#: 50-03-01-06-7-056-001
- ☐ CLE OUTDOOR CLASSROOM SED#: 50-03-01-06-7-054-001
- ☐ TZHS OUTDOOR CLASSROOM SED#: 50-03-01-06-7-055-001

PROJECT ISSUE & REVISION SCHEDULE

vv	Date	Description

PROFESSIONAL STAMPS

NEW YORK STATE EDUCATION STATEMENT

IT IS A VIOLATION OF THE NEW YORK STATE EDUCATION LAW AND THE COMMISSIONER'S REGULATIONS FOR ANY PERSON, UNLESS ACTING UNDER THE DIRECTION OF A LICENSED ARCHITECT, ENGINEER OR LAND SURVEYOR, TO ALTER AN ITEM IN ANY WAY. IF AN ITEM BEARING THE SEAL OF AN ARCHITECT, ENGINEER OR LAND SURVEYOR IS ALTERED, THE ALTERING PARTY SHALL AFFIX TO THE ITEM THEIR SEAL AND THE NOTATION "ALTERED BY" FOLLOWED BY THEIR SIGNATURE AND THE DATE OF SUCH ALTERATION, AND A SPECIFIC DESCRIPTION OF THE ALTERATION.

SHEET INFORMATION

Issued	Scale
10/18/23	As indicated

Project Status
BID DOCUMENT

Drawn By	Checked By
KCM	JJM

Drawing Title
ROOF HVAC NEW WORK PLAN - AREA D

Drawing Number
CLE
H214

10/18/2023 9:23:36 AM <project location> REVIT PROJECT FILES ON BIM360

KEY NOTES

1. MOUNT ERU ON 18" INSULATED CURB. COORDINATE WITH GC FOR CURB INSTALLATION.
2. MOUNT ACC ON EQUIPMENT RAILS SUPPORT SYSTEM.
3. CONNECT EQUIPMENT TO NEW BMS. **BID ALTERNATE MC-01.**

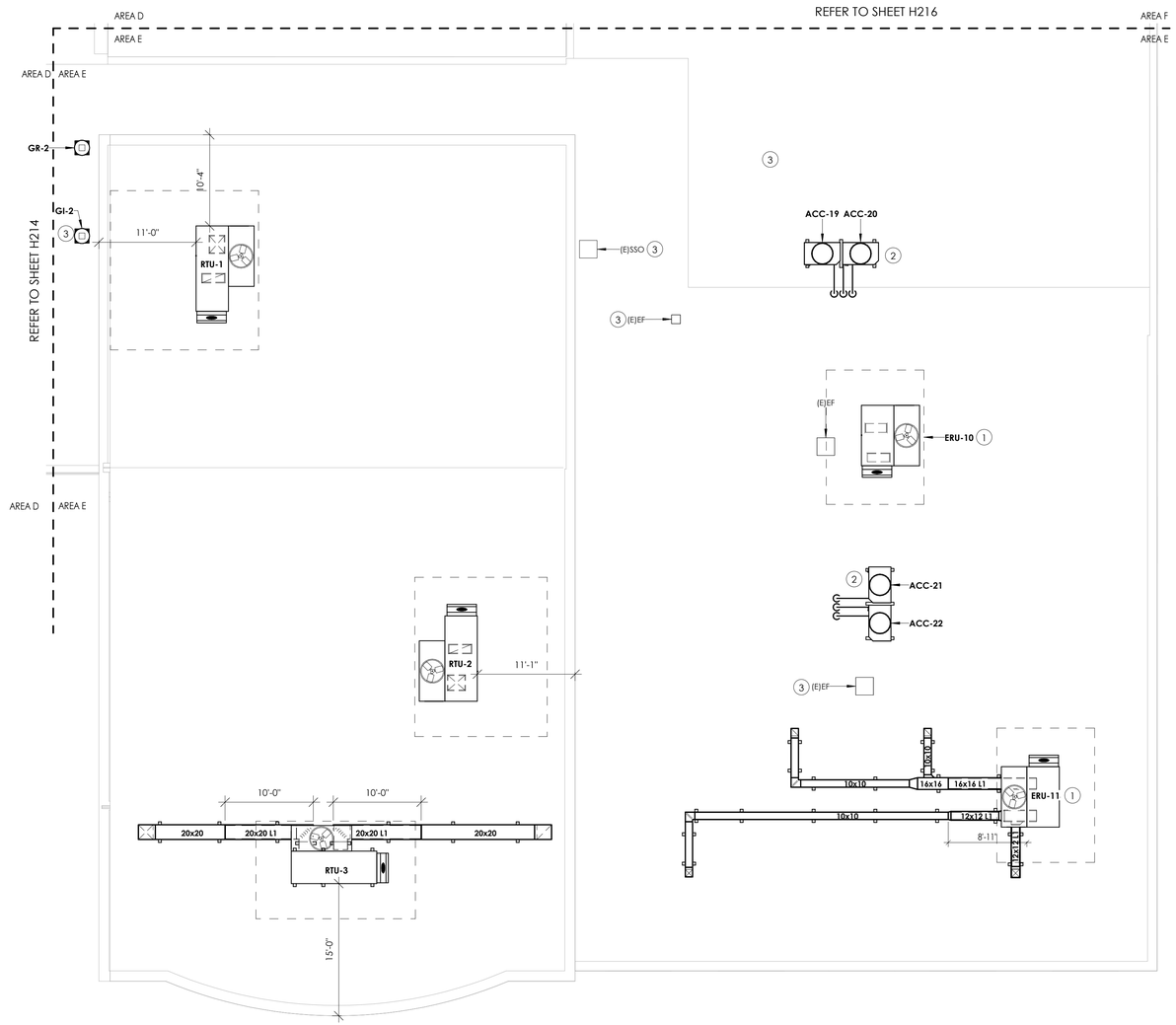

1 H215 **ROOF HVAC NEW WORK PLAN - AREA E**

1/8" = 1'-0"

KEY PLAN:

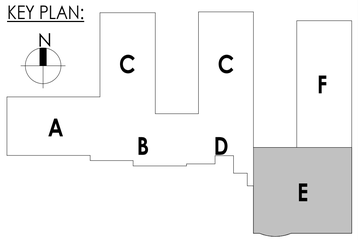

CPL | Architecture Engineering Planning
50 Front Street Suite 202,
Newburgh, NY 12550
CPLteam.com

SOUTH ORANGETOWN Central School District
Capital Improvements Bond
Essential Infrastructure for Student Health, Safety and Success

PROJECT INFORMATION

Project Number
14457.20

Client Name
SOUTH ORANGETOWN CENTRAL SCHOOL DISTRICT

Project Name
PHASE 1: 2022 BOND

District Office Address
160 VAN WYCK RD.
BLAUVELT, NY 10913

SOUTH ORANGETOWN CSD
- ☐ WILLIAM O. SCHAEFER SED#:50-03-01-06-0-012-019
- ■ COTTAGE LANE ELEMENTARY SED#:50-03-01-06-0-010-022
- ☐ TAPPAN ZEE HIGH SCHOOL SED#:50-03-01-06-0-006-032
- ☐ WILLIAM O. SCHAEFER S&L SED#: 50-03-01-06-0-012-020
- ☐ COTTAGE LANE S&L SED#: 50-03-01-06-0-010-023
- ☐ COTTAGE LANE LIBRARY S&L SED#: 50-03-01-06-8-023-002
- ☐ WOS OUTDOOR CLASSROOM SED#: 50-03-01-06-7-053-001
- ☐ SOMS OUTDOOR CLASSROOM SED#: 50-03-01-06-7-056-001
- ☐ CLE OUTDOOR CLASSROOM SED#: 50-03-01-06-7-054-001
- ☐ TZHS OUTDOOR CLASSROOM SED#: 50-03-01-06-7-055-001

PROJECT ISSUE & REVISION SCHEDULE

vv	Date	Description

PROFESSIONAL STAMPS

NEW YORK STATE EDUCATION STATEMENT

IT IS A VIOLATION OF THE NEW YORK STATE EDUCATION LAW AND THE COMMISSIONER'S REGULATIONS FOR ANY PERSON, UNLESS ACTING UNDER THE DIRECTION OF A LICENSED ARCHITECT, ENGINEER OR LAND SURVEYOR, TO ALTER AN ITEM IN ANY WAY. IF AN ITEM BEARING THE SEAL OF AN ARCHITECT, ENGINEER OR LAND SURVEYOR IS ALTERED, THE ALTERING PARTY SHALL AFFIX TO THE ITEM THEIR SEAL AND THE NOTATION "ALTERED BY" FOLLOWED BY THEIR SIGNATURE AND THE DATE OF SUCH ALTERATION, AND A SPECIFIC DESCRIPTION OF THE ALTERATION.

SHEET INFORMATION

Issued	Scale
10/18/23	1/8" = 1'-0"

Project Status
BID DOCUMENT

Drawn By	Checked By
KCM	JJM

Drawing Title
ROOF HVAC NEW WORK PLAN - AREA E

Drawing Number
CLE
H215

10/18/2023 9:23:38 AM <project location> REVIT PROJECT FILES ON BIM360

KEY NOTES

1. MOUNT ERV ON 18" INSULATED CURB. COORDINATE WITH GC FOR CURB INSTALLATION.
2. MOUNT ACC ON EQUIPMENT RAILS SUPPORT SYSTEM.
3. CONNECT EQUIPMENT TO NEW BMS. **BID ALTERNATE MC-01.**

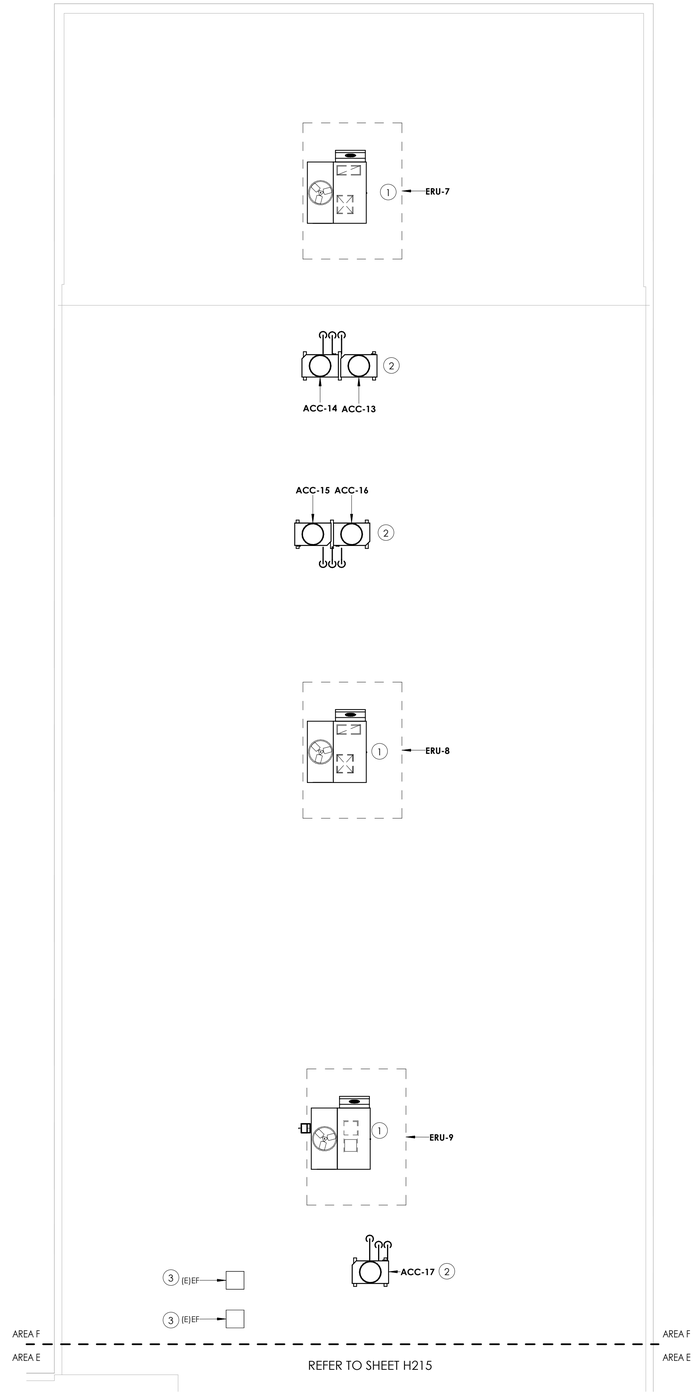

1 / H216 **ROOF HVAC NEW WORK PLAN - AREA F**
1/8" = 1'-0"

KEY PLAN:

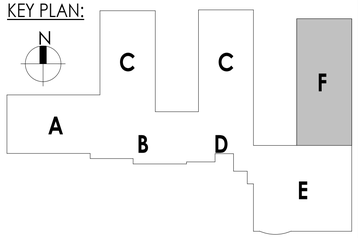

CPL | Architecture Engineering Planning
50 Front Street Suite 202,
Newburgh, NY 12550
CPLteam.com

SOUTH ORANGETOWN Central School District
Capital Improvements Bond
Essential Infrastructure for Student Health, Safety and Success

PROJECT INFORMATION

Project Number
14457.20

Client Name
SOUTH ORANGETOWN CENTRAL SCHOOL DISTRICT

Project Name
PHASE 1: 2022 BOND

District Office Address
160 VAN WYCK RD.
BLAUVELT, NY 10913

SOUTH ORANGETOWN CSD
- ☐ WILLIAM O. SCHAEFER SED#:50-03-01-06-0-012-019
- ■ COTTAGE LANE ELEMENTARY SED#:50-03-01-06-0-010-022
- ☐ TAPPAN ZEE HIGH SCHOOL SED#:50-03-01-06-0-006-032
- ☐ WILLIAM O. SCHAEFER S&L SED#: 50-03-01-06-0-012-020
- ☐ COTTAGE LANE S&L SED#: 50-03-01-06-0-010-023
- ☐ COTTAGE LANE LIBRARY S&L SED#: 50-03-01-06-8-023-002
- ☐ WOS OUTDOOR CLASSROOM SED#: 50-03-01-06-7-053-001
- ☐ SOMS OUTDOOR CLASSROOM SED#: 50-03-01-06-7-056-001
- ☐ CLE OUTDOOR CLASSROOM SED#: 50-03-01-06-7-054-001
- ☐ TZHS OUTDOOR CLASSROOM SED#: 50-03-01-06-7-055-001

PROJECT ISSUE & REVISION SCHEDULE

vv	Date	Description

PROFESSIONAL STAMPS

NEW YORK STATE EDUCATION STATEMENT

IT IS A VIOLATION OF THE NEW YORK STATE EDUCATION LAW AND THE COMMISSIONER'S REGULATIONS FOR ANY PERSON, UNLESS ACTING UNDER THE DIRECTION OF A LICENSED ARCHITECT, ENGINEER OR LAND SURVEYOR, TO ALTER AN ITEM IN ANY WAY. IF AN ITEM BEARING THE SEAL OF AN ARCHITECT, ENGINEER OR LAND SURVEYOR IS ALTERED, THE ALTERING PARTY SHALL AFFIX TO THE ITEM THEIR SEAL AND THE NOTATION "ALTERED BY" FOLLOWED BY THEIR SIGNATURE AND THE DATE OF SUCH ALTERATION, AND A SPECIFIC DESCRIPTION OF THE ALTERATION.

SHEET INFORMATION

Issued	Scale
10/18/23	1/8" = 1'-0"
Project Status: BID DOCUMENT	
Drawn By: KCM	Checked By: JJM

Drawing Title
ROOF HVAC NEW WORK PLAN - AREA F

Drawing Number
CLE
H216

10/18/2023 9:23:39 AM <project location> REVIT PROJECT FILES ON BIM360

KEY NOTES

1. CONNECT EQUIPMENT TO NEW BMS. **BID ALTERNATE MC-01.**

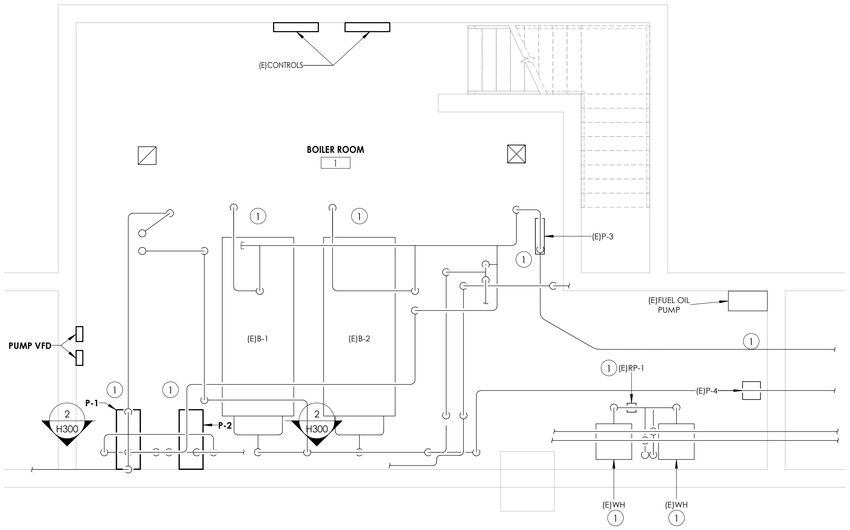

1 / H300 **BOILER ROOM PIPING**
1/4" = 1'-0"

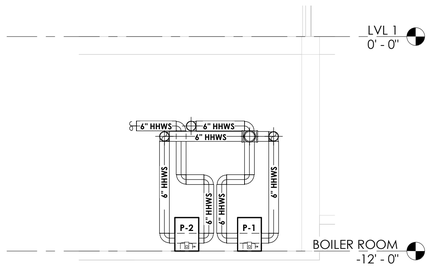

2 / H300 **BOILER PUMP SECTION**
1/4" = 1'-0"

KEY PLAN:

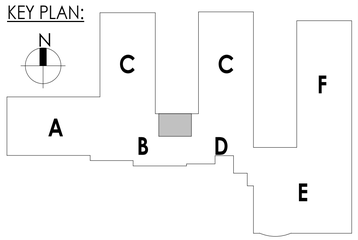

CPL | Architecture Engineering Planning
50 Front Street Suite 202,
Newburgh, NY 12550
CPLteam.com

SOUTH ORANGETOWN Central School District
Capital Improvements Bond
Essential Infrastructure for Student Health, Safety and Success

PROJECT INFORMATION

Project Number
14457.20

Client Name
SOUTH ORANGETOWN CENTRAL SCHOOL DISTRICT

Project Name
PHASE 1: 2022 BOND

District Office Address
160 VAN WYCK RD.
BLAUVELT, NY 10913

SOUTH ORANGETOWN CSD
- ☐ WILLIAM O. SCHAEFER SED#:50-03-01-06-0-012-019
- ■ COTTAGE LANE ELEMENTARY SED#:50-03-01-06-0-010-022
- ☐ TAPPAN ZEE HIGH SCHOOL SED#:50-03-01-06-0-006-032
- ☐ WILLIAM O. SCHAEFER S&L SED#: 50-03-01-06-0-012-020
- ☐ COTTAGE LANE S&L SED#: 50-03-01-06-0-010-023
- ☐ COTTAGE LANE LIBRARY S&L SED#:; 50-03-01-06-8-023-002
- ☐ WOS OUTDOOR CLASSROOM SED#: 50-03-01-06-7-053-001
- ☐ SOMS OUTDOOR CLASSROOM SED#: 50-03-01-06-7-056-001
- ☐ CLE OUTDOOR CLASSROOM SED#: 50-03-01-06-7-054-001
- ☐ TZHS OUTDOOR CLASSROOM SED#: 50-03-01-06-7-055-001

PROJECT ISSUE & REVISION SCHEDULE

vv	Date	Description

PROFESSIONAL STAMPS

NEW YORK STATE EDUCATION STATEMENT
IT IS A VIOLATION OF THE NEW YORK STATE EDUCATION LAW AND THE COMMISSIONER'S REGULATIONS FOR ANY PERSON, UNLESS ACTING UNDER THE DIRECTION OF A LICENSED ARCHITECT, ENGINEER OR LAND SURVEYOR, TO ALTER AN ITEM IN ANY WAY. IF AN ITEM IS ALTERED, THE ALTERING ENGINEER OR ARCHITECT SHALL STAMP THE DOCUMENT AND THE THIRD PARTY SHALL AFFIX TO THE ITEM THEIR SEAL AND THE NOTATION "ALTERED BY" FOLLOWED BY THEIR SIGNATURE AND THE DATE OF SUCH ALTERATION, AND A SPECIFIC DESCRIPTION OF THE ALTERATION.

SHEET INFORMATION

Issued	Scale
10/18/23	As indicated

Project Status
BID DOCUMENT

Drawn By	Checked By
KCM	JJM

Drawing Title
BOILER ROOM PIPING NEW WORK PLAN

Drawing Number
CLE
H300

10/18/2023 9:23:41 AM <project location> REVIT PROJECT FILES ON BIM360

KEY NOTES

1. ROUTE CONDENSATE TO PLUMBING CHASE. PROVIDE INDIRECT CONNECTION TO SANITARY WASTE PIPING.
2. RSL/RLL UP TO CONDENSER UNIT ON ROOF.
3. PROVIDE 4" FIN TUBE WITH DRAFT STOP WHERE INDICATED AND CONNECT TO EXISTING PIPING. PROVIDE WITH COVER AND PAINT TO MATCH WALL. **BID ALTERNATE MC-01: DO NOT PROVIDE COVER.**

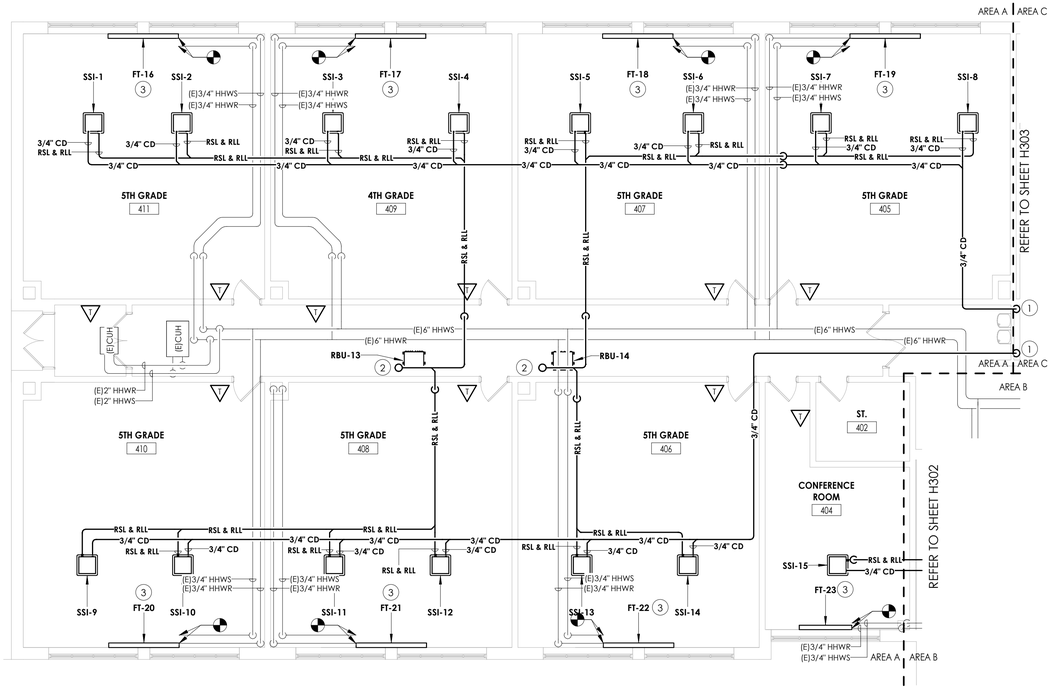

1 H301 **FIRST FLOOR PIPING NEW WORK PLAN - AREA A**
1/8" = 1'-0"

KEY PLAN:

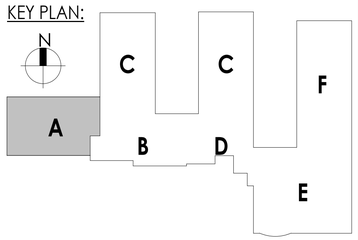

CPL | Architecture Engineering Planning
50 Front Street Suite 202,
Newburgh, NY 12550
CPLteam.com

SOUTH ORANGETOWN Central School District
Capital Improvements Bond
Essential Infrastructure for Student Health, Safety and Success

PROJECT INFORMATION

Project Number
14457.20

Client Name
SOUTH ORANGETOWN CENTRAL SCHOOL DISTRICT

Project Name
PHASE 1: 2022 BOND

District Office Address
160 VAN WYCK RD.
BLAUVELT, NY 10913

SOUTH ORANGETOWN CSD

- ☐ WILLIAM O. SCHAEFER SED#:50-03-01-06-0-012-019
- ■ COTTAGE LANE ELEMENTARY SED#:50-03-01-06-0-010-022
- ☐ TAPPAN ZEE HIGH SCHOOL SED#:50-03-01-06-0-006-032
- ☐ WILLIAM O. SCHAEFER S&L SED#: 50-03-01-06-0-012-020
- ☐ COTTAGE LANE S&L SED#: 50-03-01-06-0-010-023
- ☐ COTTAGE LANE LIBRARY S&L SED#: 50-03-01-06-8-023-002
- ☐ WOS OUTDOOR CLASSROOM SED#: 50-03-01-06-7-053-001
- ☐ SOMS OUTDOOR CLASSROOM SED#: 50-03-01-06-7-056-001
- ☐ CLE OUTDOOR CLASSROOM SED#: 50-03-01-06-7-054-001
- ☐ TZHS OUTDOOR CLASSROOM SED#: 50-03-01-06-7-055-001

PROJECT ISSUE & REVISION SCHEDULE

vv	Date	Description

PROFESSIONAL STAMPS

NEW YORK STATE EDUCATION STATEMENT
IT IS A VIOLATION OF THE NEW YORK STATE EDUCATION LAW AND THE COMMISSIONER'S REGULATIONS FOR ANY PERSON, UNLESS ACTING UNDER THE DIRECTION OF A LICENSED ARCHITECT, ENGINEER OR LAND SURVEYOR, TO ALTER AN ITEM IN ANY WAY. IF AN ITEM BEARING THE SEAL OF AN ARCHITECT, ENGINEER OR SURVEYOR IS ALTERED, THE ALTERING PARTY SHALL AFFIX TO THE ITEM THE SEAL AND THE NOTATION "ALTERED BY" FOLLOWED BY THEIR SIGNATURE AND THE DATE OF SUCH ALTERATION, AND A SPECIFIC DESCRIPTION OF THE ALTERATION.

SHEET INFORMATION

Issued	Scale
10/18/23	1/8" = 1'-0"

Project Status
BID DOCUMENT

Drawn By	Checked By
KCM	JJM

Drawing Title
FIRST FLOOR PIPING NEW WORK PLAN - AREA A

Drawing Number
CLE
H301

10/18/2023 9:23:44 AM <project location> REVIT PROJECT FILES ON BIM360

KEY NOTES

1. CAP EXISTING HYDRONIC PIPING AT MAIN.
2. ROUTE CONDENSATE TO ROOM 102C ON H303.
3. RSL/RLL UP TO CONDENSING UNIT ON ROOF.
4. INSTALL NEW UNIT VENTILATOR. ROUTE CONDENSATE PIPING OUTSIDE.
5. RE-INSTALL EXISTING UNIT IN NEW LOCATION, AND RECONNECT TO PIPING AT INDICATED POINT.
6. PROVIDE 18 GA. METAL PIPING COVER BETWEEN UNITS AND UP THE WALL TO THE CEILING. PAINT TO MATCH THE EXISTING WALLS.
7. EXTEND PIPING FROM EXISTING MAIN TO NEW FIN TUBE. PROVIDE 18 GA. METAL PIPING COVER BETWEEN UNITS AND UP THE WALL TO THE CEILING. PAINT TO MATCH THE EXISTING WALLS.

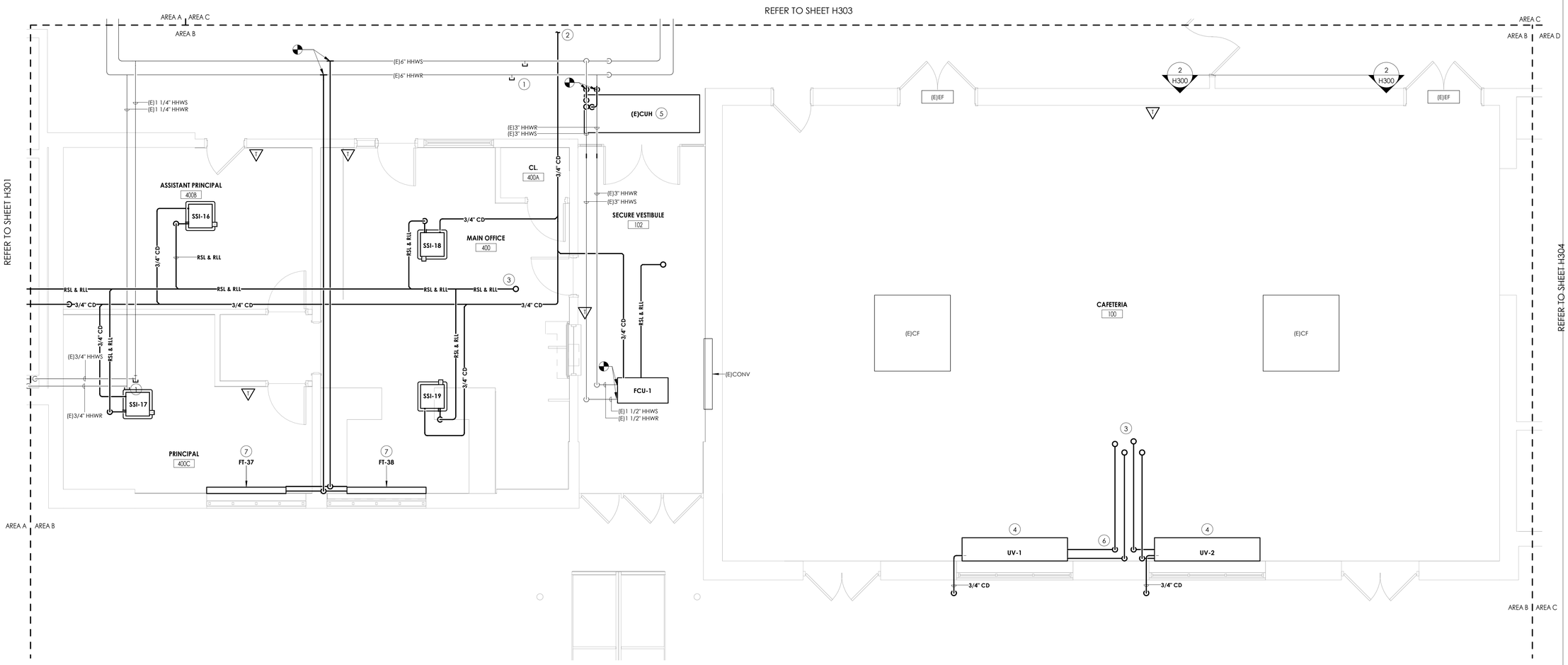

1 / H302 **FIRST FLOOR PIPING NEW WORK PLAN - AREA B**
1/4" = 1'-0"

CPL | Architecture Engineering Planning
50 Front Street Suite 202,
Newburgh, NY 12550
CPLteam.com

SOUTH ORANGETOWN Central School District
Capital Improvements Bond
Essential Infrastructure for Student Health, Safety and Success

PROJECT INFORMATION

Project Number
14457.20

Client Name
SOUTH ORANGETOWN CENTRAL SCHOOL DISTRICT

Project Name
PHASE 1: 2022 BOND

District Office Address
160 VAN WYCK RD.
BLAUVELT, NY 10913

SOUTH ORANGETOWN CSD
- ☐ WILLIAM O. SCHAEFER SED#:50-03-01-06-0-012-019
- ■ COTTAGE LANE ELEMENTARY SED#:50-03-01-06-0-010-022
- ☐ TAPPAN ZEE HIGH SCHOOL SED#:50-03-01-06-0-006-032
- ☐ WILLIAM O. SCHAEFER S&L SED#: 50-03-01-06-0-012-020
- ☐ COTTAGE LANE S&L SED#: 50-03-01-06-0-010-023
- ☐ COTTAGE LANE LIBRARY S&L SED#: 50-03-01-06-8-023-002
- ☐ WOS OUTDOOR CLASSROOM SED#: 50-03-01-06-7-053-001
- ☐ SOMS OUTDOOR CLASSROOM SED#: 50-03-01-06-7-056-001
- ☐ CLE OUTDOOR CLASSROOM SED#: 50-03-01-06-7-054-001
- ☐ TZHS OUTDOOR CLASSROOM SED#: 50-03-01-06-7-055-001

PROJECT ISSUE & REVISION SCHEDULE

vv	Date	Description

PROFESSIONAL STAMPS

NEW YORK STATE EDUCATION STATEMENT
IT IS A VIOLATION OF THE NEW YORK STATE EDUCATION LAW AND THE COMMISSIONER'S REGULATIONS FOR ANY PERSON, UNLESS ACTING UNDER THE DIRECTION OF A LICENSED ARCHITECT, ENGINEER OR LAND SURVEYOR, TO ALTER AN ITEM IN ANY WAY. IF AN ITEM BEARING THE SEAL OF AN ARCHITECT, ENGINEER OR SURVEYOR IS ALTERED, THE ALTERING PARTY SHALL AFFIX TO THE ITEM THEIR SEAL AND THE NOTATION "ALTERED BY" FOLLOWED BY THEIR SIGNATURE AND THE DATE OF SUCH ALTERATION, AND A SPECIFIC DESCRIPTION OF THE ALTERATION.

SHEET INFORMATION

Issued	Scale
10/18/23	1/4" = 1'-0"

Project Status
BID DOCUMENT

Drawn By	Checked By
KCM	JJM

Drawing Title
FIRST FLOOR PIPING NEW WORK PLAN - AREA B

Drawing Number
CLE
H302

KEY PLAN:

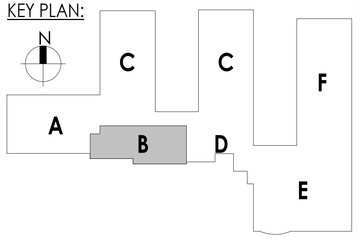

10/18/2023 9:23:46 AM <project location> REVIT PROJECT FILES ON BIM360

KEY NOTES

1. PROVIDE 4" FIN TUBE WITH DRAFT STOP WHERE INDICATED AND CONNECT TO EXISTING PIPING. PROVIDE WITH COVER AND PAINT TO MATCH WALL. **BID ALTERNATE MC-01: DO NOT PROVIDE COVER.**
2. CONNECT CONDENSATE PIPING TO EXISTING SANITARY PIPING WITH INDIRECT CONNECTION.
3. ALTERNATE MC-01 PROVIDE HEAD END CONTROLS IN THIS LOCATION.

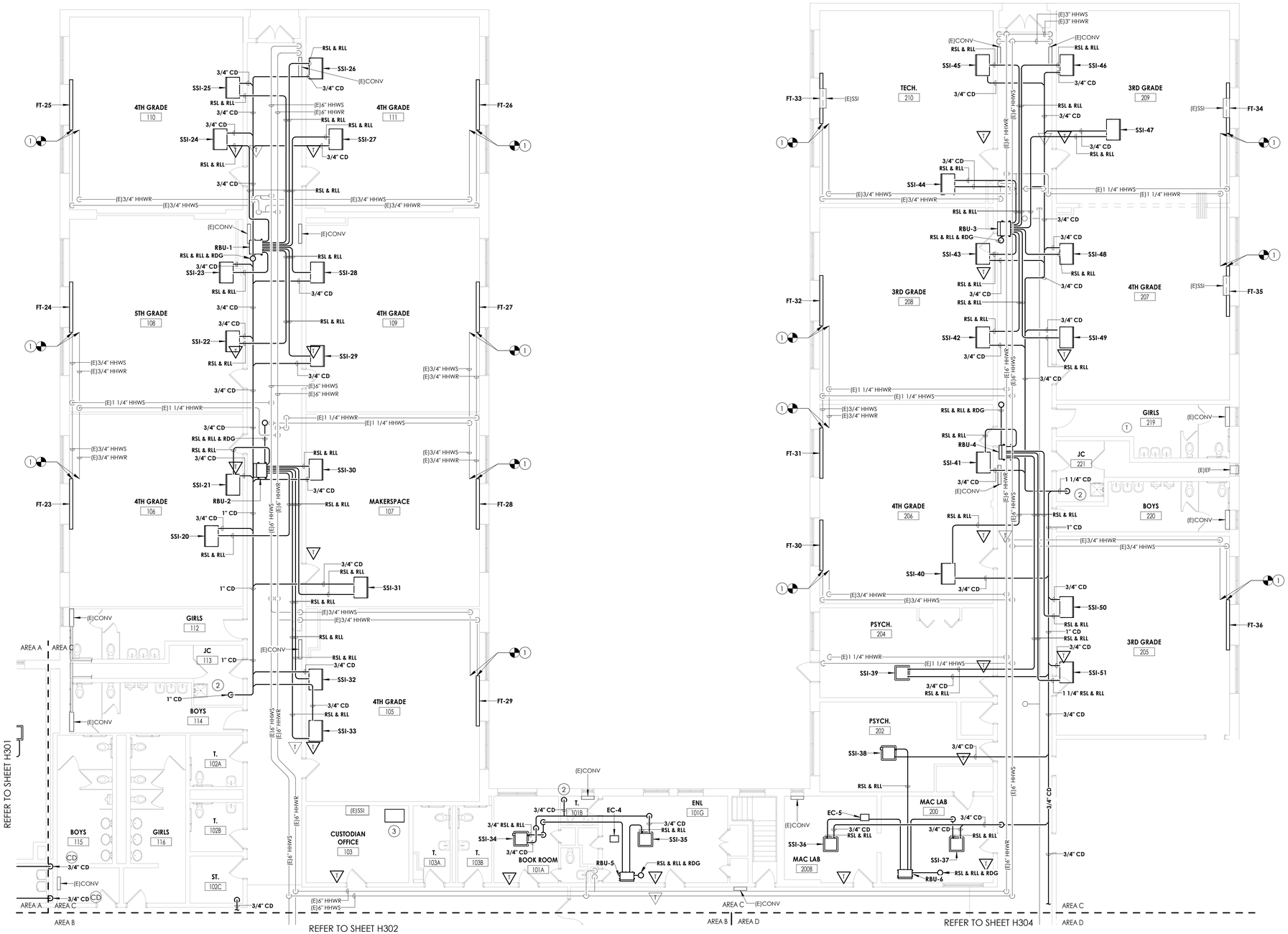

1 H303 **FIRST FLOOR PIPING NEW WORK PLAN - AREA C**

1/8" = 1'-0"

CPL | Architecture Engineering Planning
50 Front Street Suite 202,
Newburgh, NY 12550
CPLteam.com

SOUTH ORANGETOWN Central School District
Capital Improvements Bond
Essential Infrastructure for Student Health, Safety and Success

PROJECT INFORMATION

Project Number
14457.20

Client Name
SOUTH ORANGETOWN CENTRAL SCHOOL DISTRICT

Project Name
PHASE 1: 2022 BOND

District Office Address
160 VAN WYCK RD.
BLAUVELT, NY 10913

SOUTH ORANGETOWN CSD
- ☐ WILLIAM O. SCHAEFER SED#:50-03-01-06-0-012-019
- ■ COTTAGE LANE ELEMENTARY SED#:50-03-01-06-0-010-022
- ☐ TAPPAN ZEE HIGH SCHOOL SED#:50-03-01-06-0-006-032
- ☐ WILLIAM O. SCHAEFER S&L SED#: 50-03-01-06-0-012-020
- ☐ COTTAGE LANE S&L SED#: 50-03-01-06-0-010-023
- ☐ COTTAGE LANE LIBRARY S&L SED#: 50-03-01-06-8-023-002
- ☐ WOS OUTDOOR CLASSROOM SED#: 50-03-01-06-7-053-001
- ☐ SOMS OUTDOOR CLASSROOM SED#: 50-03-01-06-7-056-001
- ☐ CLE OUTDOOR CLASSROOM SED#: 50-03-01-06-7-054-001
- ☐ TZHS OUTDOOR CLASSROOM SED#: 50-03-01-06-7-055-001

PROJECT ISSUE & REVISION SCHEDULE

vv	Date	Description

PROFESSIONAL STAMPS

NEW YORK STATE EDUCATION STATEMENT

IT IS A VIOLATION OF THE NEW YORK STATE EDUCATION LAW AND THE COMMISSIONER'S REGULATIONS FOR ANY PERSON, UNLESS ACTING UNDER THE DIRECTION OF A LICENSED ARCHITECT, ENGINEER OR LAND SURVEYOR, TO ALTER AN ITEM IN ANY WAY. IF AN ITEM BEARING THE SEAL OF AN ARCHITECT, ENGINEER OR SURVEYOR IS ALTERED, THE ALTERING PARTY SHALL AFFIX TO THE ITEM THEIR SEAL AND THE NOTATION "ALTERED BY" FOLLOWED BY THEIR SIGNATURE AND THE DATE OF SUCH ALTERATION, AND A SPECIFIC DESCRIPTION OF THE ALTERATION.

SHEET INFORMATION

Issued	Scale
10/18/23	1/8" = 1'-0"

Project Status
BID DOCUMENT

Drawn By	Checked By
KCM	JJM

Drawing Title
FIRST FLOOR PIPING NEW WORK PLAN - AREA C

Drawing Number
CLE H303

KEY PLAN:

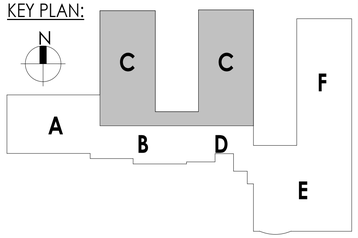

10/18/2023 9:23:51 AM <project location> REVIT PROJECT FILES ON BIM360

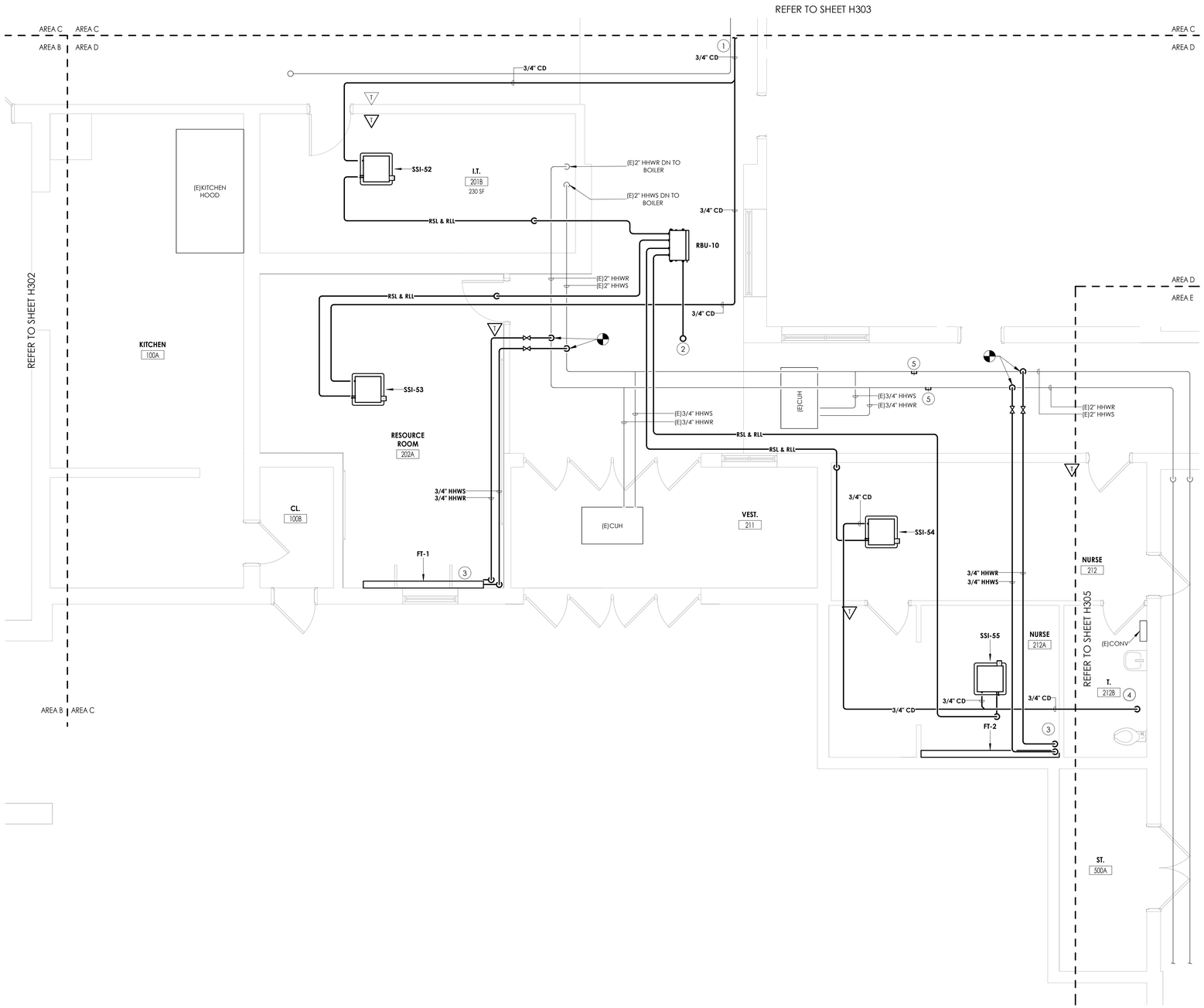

1 H304 **FIRST FLOOR PIPING NEW WORK PLAN - AREA D**

1/4" = 1'-0"

KEY NOTES

1. ROUTE CONDENSATE TO ROOM 221 ON H303.
2. RSL/RLL UP TO CONDENSING UNIT ON ROOF.
3. PROVIDE 4" FIN TUBE AND ROUTE PIPING DOWN WALL. COVER WITH SHEET METAL COVER. PROVIDE COVER AND PAINT TO MATCH WALLS.
4. ROUTE CONDENSATE TO EXISTING SANITARY PIPING WITH INDIRECT CONNECTION.
5. CAP EXISTING HYDRONIC PIPING AT MAIN.

KEY PLAN:

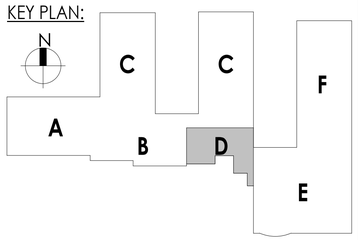

CPL | Architecture Engineering Planning
50 Front Street Suite 202,
Newburgh, NY 12550
CPLteam.com

SOUTH ORANGETOWN Central School District
Capital Improvements Bond
Essential Infrastructure for Student Health, Safety and Success

PROJECT INFORMATION

Project Number
14457.20

Client Name
SOUTH ORANGETOWN CENTRAL SCHOOL DISTRICT

Project Name
PHASE 1: 2022 BOND

District Office Address
160 VAN WYCK RD.
BLAUVELT, NY 10913

SOUTH ORANGETOWN CSD
- ☐ WILLIAM O. SCHAEFER SED#:50-03-01-06-0-012-019
- ■ COTTAGE LANE ELEMENTARY SED#:50-03-01-06-0-010-022
- ☐ TAPPAN ZEE HIGH SCHOOL SED#:50-03-01-06-0-006-032
- ☐ WILLIAM O. SCHAEFER S&L SED#: 50-03-01-06-0-012-020
- ☐ COTTAGE LANE S&L SED#: 50-03-01-06-0-010-023
- ☐ COTTAGE LANE LIBRARY S&L SED#:; 50-03-01-06-8-023-002
- ☐ WOS OUTDOOR CLASSROOM SED#: 50-03-01-06-7-053-001
- ☐ SOMS OUTDOOR CLASSROOM SED#: 50-03-01-06-7-056-001
- ☐ CLE OUTDOOR CLASSROOM SED#: 50-03-01-06-7-054-001
- ☐ TZHS OUTDOOR CLASSROOM SED#: 50-03-01-06-7-055-001

PROJECT ISSUE & REVISION SCHEDULE

vv	Date	Description

PROFESSIONAL STAMPS

NEW YORK STATE EDUCATION STATEMENT

IT IS A VIOLATION OF THE NEW YORK STATE EDUCATION LAW AND THE COMMISSIONER'S REGULATIONS FOR ANY PERSON, UNLESS ACTING UNDER THE DIRECTION OF A LICENSED ARCHITECT, ENGINEER OR LAND SURVEYOR, TO ALTER AN ITEM IN ANY WAY. IF AN ITEM BEARING THE SEAL OF AN ARCHITECT, ENGINEER OR SURVEYOR IS ALTERED, THE ALTERING PARTY SHALL AFFIX TO THE ITEM THEIR SEAL AND THE NOTATION "ALTERED BY" FOLLOWED BY THEIR SIGNATURE AND THE DATE OF SUCH ALTERATION, AND A SPECIFIC DESCRIPTION OF THE ALTERATION.

SHEET INFORMATION

Issued	Scale
10/18/23	1/4" = 1'-0"

Project Status
BID DOCUMENT

Drawn By	Checked By
KCM	JJM

Drawing Title
FIRST FLOOR PIPING NEW WORK PLAN - AREA D

Drawing Number
CLE
H304

10/18/2023 9:23:53 AM <project location> REVIT PROJECT FILES ON BIM360

KEY NOTES

1. PROVIDE 4" FINTUBE WITH DRAFT STOP WHERE INDICATED AND CONNECT TO EXISTING FINTUBE. PROVIDE COVER AND PAINT TO MATCH WALL. CONNECT TO EXISTING PIPING AS NEEDED. **BID ALTERNATE MC-02: DO NOT PROVIDE COVER.**
2. CAP EXISTING HYDRONIC PIPING AT MAIN.
3. ROUTE CONDENSATE TO ROOM 215 ON H306.
4. ROUTE PIPING TO NEW HOT WATER REHEAT COIL.

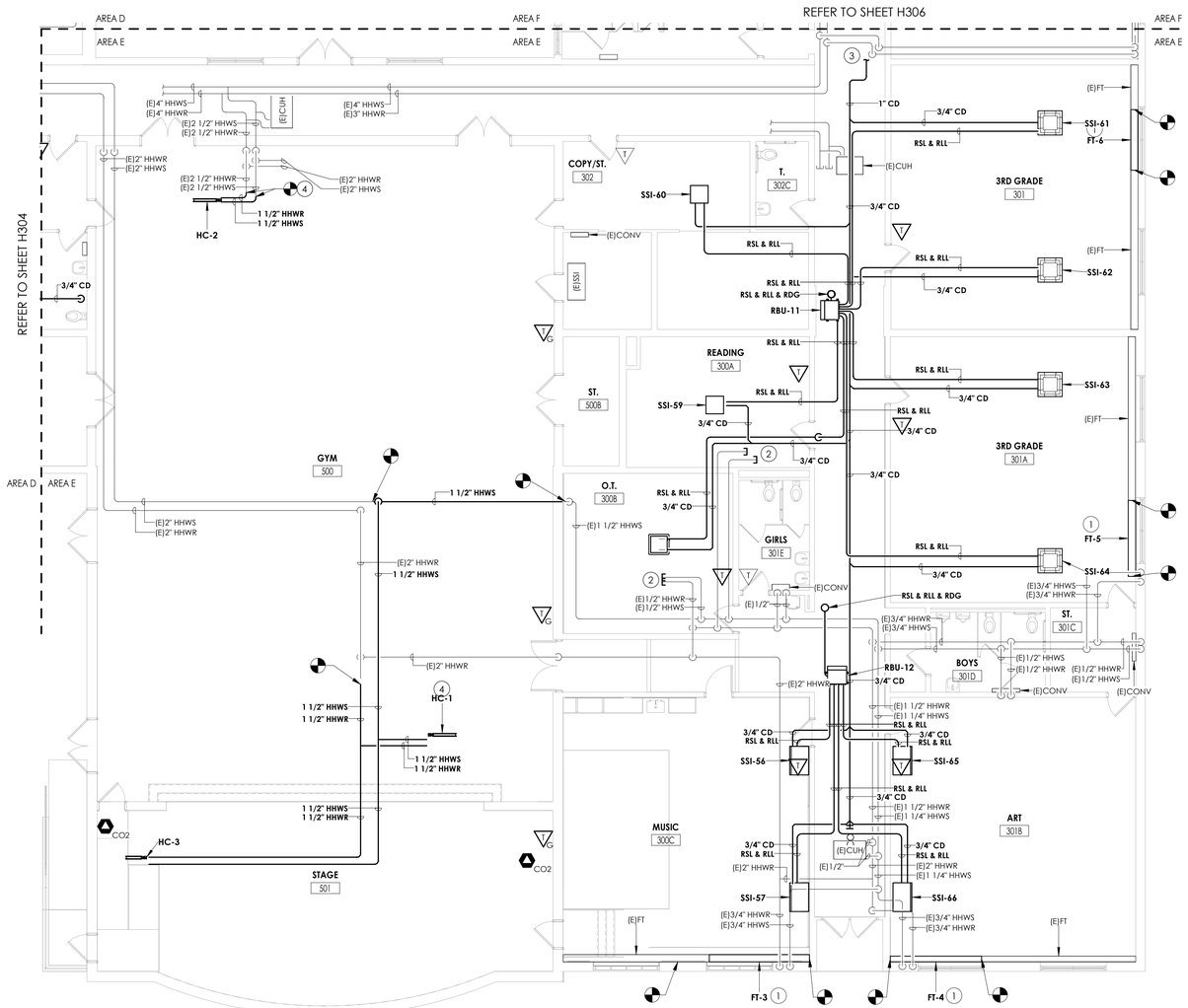

1 / H305 **FIRST FLOOR PIPING NEW WORK PLAN - AREA E**

1/8" = 1'-0"

CPL | Architecture Engineering Planning
50 Front Street Suite 202,
Newburgh, NY 12550
CPLteam.com

SOUTH ORANGETOWN Central School District

Capital Improvements Bond

Essential Infrastructure for Student Health, Safety and Success

PROJECT INFORMATION

Project Number
14457.20

Client Name
SOUTH ORANGETOWN CENTRAL SCHOOL DISTRICT

Project Name
PHASE 1: 2022 BOND

District Office Address
160 VAN WYCK RD.
BLAUVELT, NY 10913

SOUTH ORANGETOWN CSD

- ☐ WILLIAM O. SCHAEFER SED#:50-03-01-06-0-012-019
- ■ COTTAGE LANE ELEMENTARY SED#:50-03-01-06-0-010-022
- ☐ TAPPAN ZEE HIGH SCHOOL SED#:50-03-01-06-0-006-032
- ☐ WILLIAM O. SCHAEFER S&L SED#: 50-03-01-06-0-012-020
- ☐ COTTAGE LANE S&L SED#: 50-03-01-06-0-010-023
- ☐ COTTAGE LANE LIBRARY S&L SED#: 50-03-01-06-8-023-002
- ☐ WOS OUTDOOR CLASSROOM SED#: 50-03-01-06-7-053-001
- ☐ SOMS OUTDOOR CLASSROOM SED#: 50-03-01-06-7-056-001
- ☐ CLE OUTDOOR CLASSROOM SED#: 50-03-01-06-7-054-001
- ☐ TZHS OUTDOOR CLASSROOM SED#: 50-03-01-06-7-055-001

PROJECT ISSUE & REVISION SCHEDULE

vv	Date	Description

PROFESSIONAL STAMPS

NEW YORK STATE EDUCATION STATEMENT

IT IS A VIOLATION OF THE NEW YORK STATE EDUCATION LAW AND THE COMMISSIONER'S REGULATIONS FOR ANY PERSON, UNLESS ACTING UNDER THE DIRECTION OF A LICENSED ARCHITECT, ENGINEER OR SURVEYOR, TO ALTER IN ANY WAY AN ITEM BEARING THE SEAL OF AN ARCHITECT, ENGINEER OR SURVEYOR IS ALTERED. THE ALTERING PARTY SHALL AFFIX TO THE ITEM THEIR SEAL AND THE NOTATION "ALTERED BY" FOLLOWED BY THEIR SIGNATURE AND THE DATE OF SUCH ALTERATION, AND A SPECIFIC DESCRIPTION OF THE ALTERATION.

SHEET INFORMATION

Issued	Scale
10/18/23	1/8" = 1'-0"

Project Status
BID DOCUMENT

Drawn By	Checked By
KCM	JJM

Drawing Title
FIRST FLOOR PIPING NEW WORK PLAN - AREA E

Drawing Number
CLE
H305

KEY PLAN:

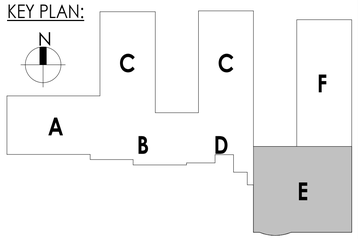

10/18/2023 9:23:57 AM <project location> REVIT PROJECT FILES ON BIM360

KEY NOTES

1. PROVIDE 4" FINTUBE WITH DRAFT STOP AND CONNECT TO EXISTING FINTUBE. PROVIDE COVER AND PAINT TO MATCH WALL. **BID ALTERNATE MC-02: DO NOT PROVIDE COVER.**
2. ROUTE CONDENSATE TO MOP SINK WITH AIR GAP.

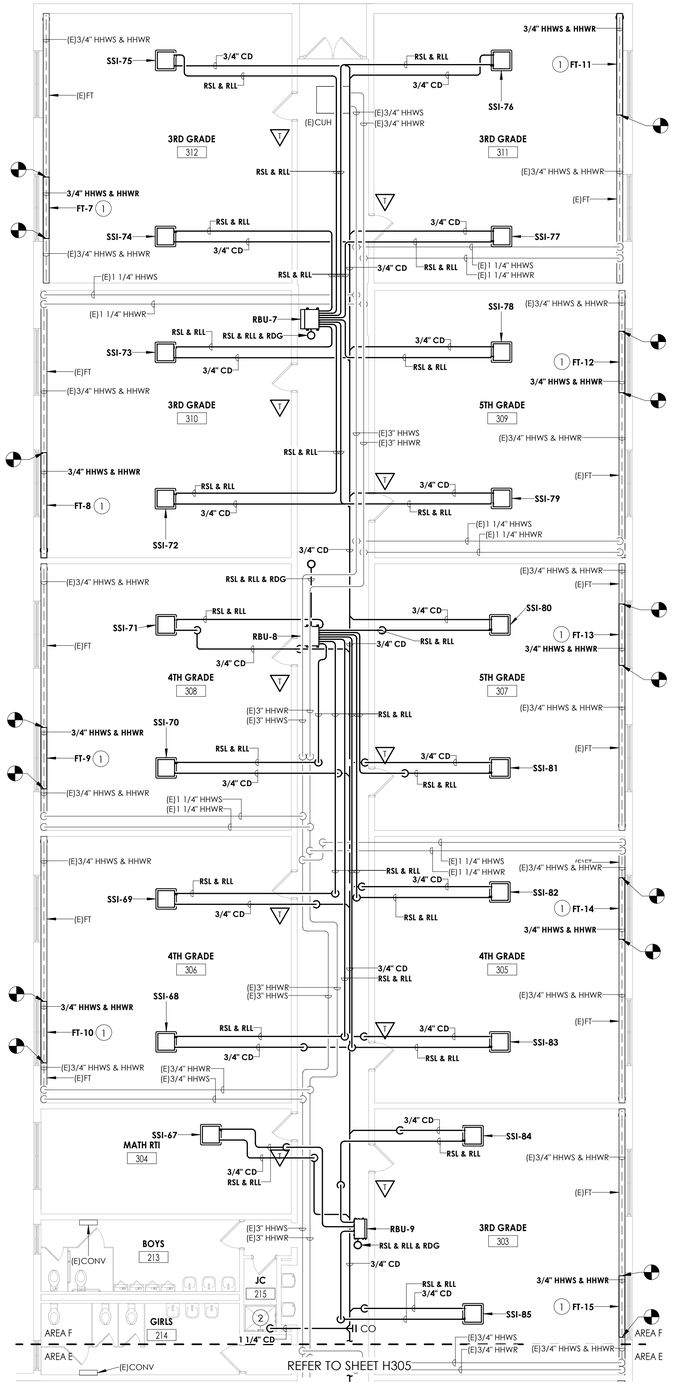

1 / H306 **FIRST FLOOR PIPING NEW WORK PLAN - AREA F**

1/8" = 1'-0"

KEY PLAN:

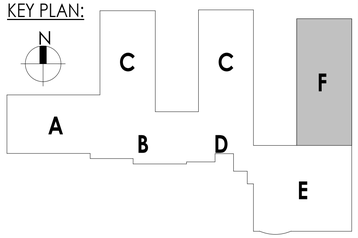

CPL | Architecture Engineering Planning
50 Front Street Suite 202,
Newburgh, NY 12550
CPLteam.com

SOUTH ORANGETOWN Central School District

Capital Improvements Bond

Essential Infrastructure for Student Health, Safety and Success

PROJECT INFORMATION

Project Number
14457.20

Client Name
SOUTH ORANGETOWN CENTRAL SCHOOL DISTRICT

Project Name
PHASE 1: 2022 BOND

District Office Address
160 VAN WYCK RD.
BLAUVELT, NY 10913

SOUTH ORANGETOWN CSD

- ☐ WILLIAM O. SCHAEFER SED#:50-03-01-06-0-012-019
- ■ COTTAGE LANE ELEMENTARY SED#:50-03-01-06-0-010-022
- ☐ TAPPAN ZEE HIGH SCHOOL SED#:50-03-01-06-0-006-032
- ☐ WILLIAM O. SCHAEFER S&L SED#: 50-03-01-06-0-012-020
- ☐ COTTAGE LANE S&L SED#: 50-03-01-06-0-010-023
- ☐ COTTAGE LANE LIBRARY S&L SED#: 50-03-01-06-8-023-002
- ☐ WOS OUTDOOR CLASSROOM SED#: 50-03-01-06-7-053-001
- ☐ SOMS OUTDOOR CLASSROOM SED#: 50-03-01-06-7-056-001
- ☐ CLE OUTDOOR CLASSROOM SED#: 50-03-01-06-7-054-001
- ☐ TZHS OUTDOOR CLASSROOM SED#: 50-03-01-06-7-055-001

PROJECT ISSUE & REVISION SCHEDULE

vv	Date	Description

PROFESSIONAL STAMPS

NEW YORK STATE EDUCATION STATEMENT

IT IS A VIOLATION OF THE NEW YORK STATE EDUCATION LAW AND THE COMMISSIONER'S REGULATIONS FOR ANY PERSON, UNLESS ACTING UNDER THE DIRECTION OF A LICENSED ARCHITECT, ENGINEER OR LAND SURVEYOR, TO ALTER AN ITEM IN ANY WAY. IF AN ITEM BEARING THE SEAL OF AN ARCHITECT, ENGINEER OR SURVEYOR IS ALTERED, THE ALTERING ARCHITECT, ENGINEER OR SURVEYOR SHALL AFFIX TO THE ITEM THEIR SEAL AND THE NOTATION "ALTERED BY" FOLLOWED BY THEIR SIGNATURE AND THE DATE OF SUCH ALTERATION, AND A SPECIFIC DESCRIPTION OF THE ALTERATION.

SHEET INFORMATION

Issued	Scale
10/18/23	1/8" = 1'-0"

Project Status
BID DOCUMENT

Drawn By	Checked By
KCM	JJM

Drawing Title
FIRST FLOOR PIPING NEW WORK PLAN - AREA F

Drawing Number
CLE H306

10/18/2023 9:24:01 AM <project location> REVIT PROJECT FILES ON BIM360

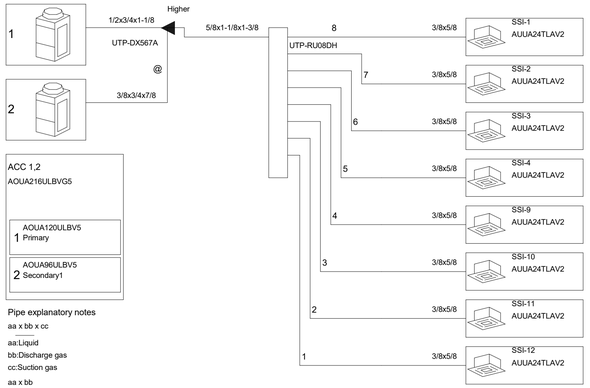

@ Specific installation rules may be applicable for piping multiple outdoor combinations. (e.g. rise setting for gas pipe).Refer to outdoor unit installation manual for specifics.

1 / H600 **ACC-1,2 PIPING SCHEMATIC**

SCALE: N.T.S.

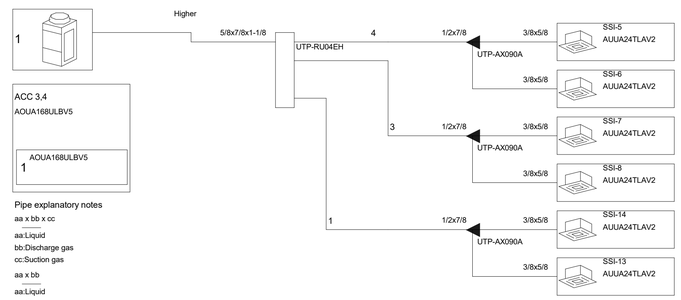

2 / H600 **ACC-3,4 PIPING SCHEMATIC**

SCALE: N.T.S.

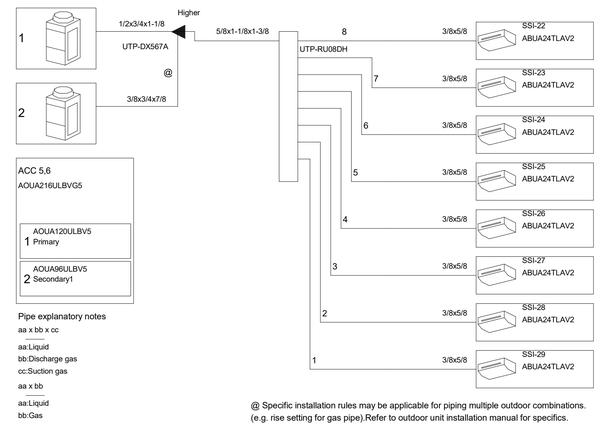

@ Specific installation rules may be applicable for piping multiple outdoor combinations. (e.g. rise setting for gas pipe).Refer to outdoor unit installation manual for specifics.

3 / H600 **ACC-5,6 PIPING SCHEMATIC**

SCALE: N.T.S.

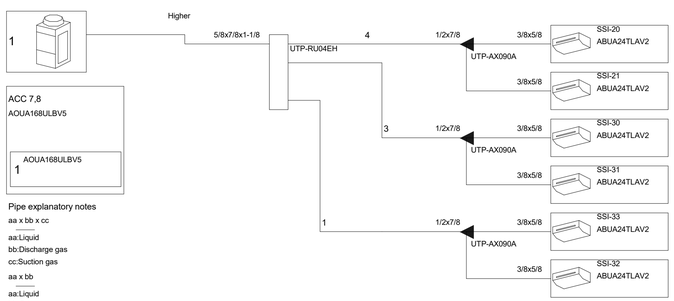

4 / H600 **ACC-7,8 PIPING SCHEMATICS**

SCALE: N.T.S.

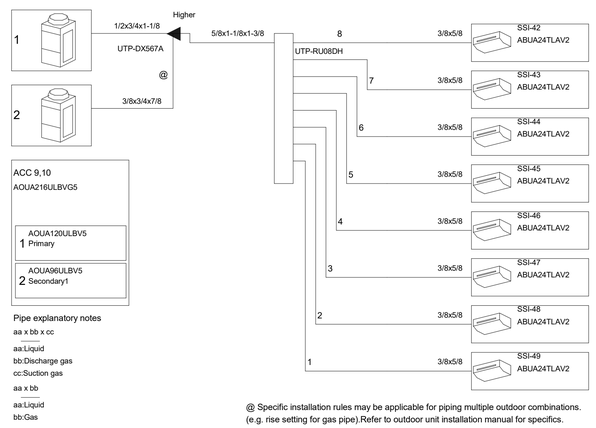

@ Specific installation rules may be applicable for piping multiple outdoor combinations. (e.g. rise setting for gas pipe).Refer to outdoor unit installation manual for specifics.

5 / H600 **ACC-9,10 PIPING SCHEMATIC**

SCALE: N.T.S.

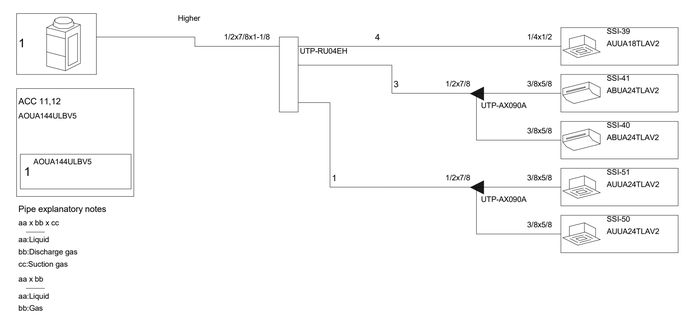

6 / H600 **ACC-11,12 PIPING SCHEMATIC**

SCALE: N.T.S.

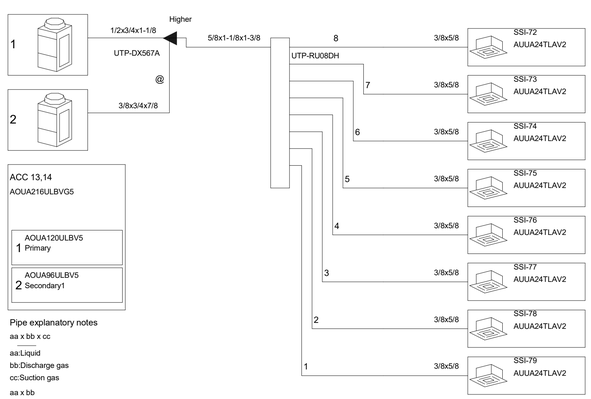

@ Specific installation rules may be applicable for piping multiple outdoor combinations. (e.g. rise setting for gas pipe).Refer to outdoor unit installation manual for specifics.

7 / H600 **ACC-13,14 PIPING SCHEMATIC**

SCALE: N.T.S.

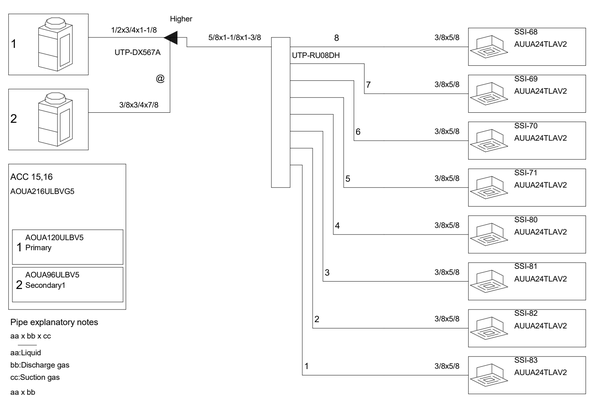

@ Specific installation rules may be applicable for piping multiple outdoor combinations. (e.g. rise setting for gas pipe).Refer to outdoor unit installation manual for specifics.

8 / H600 **ACC-15,16 PIPING SCHEMATIC**

SCALE: N.T.S.

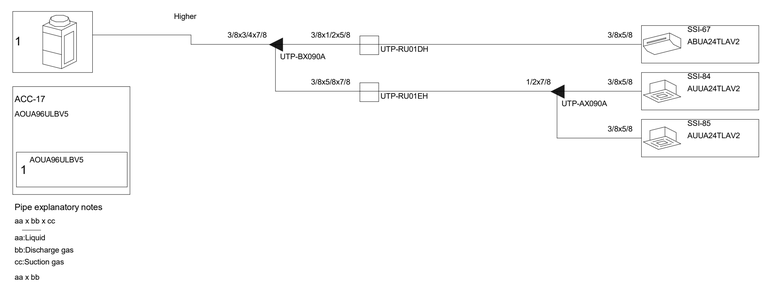

9 / H600 **ACC-17 PIPING SCHEMATIC**

SCALE: N.T.S.

CPL | Architecture Engineering Planning
50 Front Street Suite 202,
Newburgh, NY 12550
CPLteam.com

SOUTH ORANGETOWN Central School District

Capital Improvements Bond

Essential Infrastructure for Student Health, Safety and Success

PROJECT INFORMATION

Project Number
14457.20

Client Name
SOUTH ORANGETOWN CENTRAL SCHOOL DISTRICT

Project Name
PHASE 1: 2022 BOND

District Office Address
160 VAN WYCK RD.
BLAUVELT, NY 10913

SOUTH ORANGETOWN CSD

- ☐ WILLIAM O. SCHAEFER SED#:50-03-01-06-0-012-019
- ■ COITTAGE LANE ELEMENTARY SED#:50-03-01-06-0-010-022
- ☐ TAPPAN ZEE HIGH SCHOOL SED#:50-03-01-06-0-006-032
- ☐ WILLIAM O. SCHAEFER S&L SED#: 50-03-01-06-0-012-020
- ☐ COITTAGE LANE S&L SED#: 50-03-01-06-0-010-023
- ☐ COITTAGE LANE LIBRARY S&L SED#: 50-03-01-06-8-023-002
- ☐ WOS OUTDOOR CLASSROOM SED#: 50-03-01-06-7-053-001
- ☐ SOMS OUTDOOR CLASSROOM SED#: 50-03-01-06-7-056-001
- ☐ CLE OUTDOOR CLASSROOM SED#: 50-03-01-06-7-054-001
- ☐ TJHS OUTDOOR CLASSROOM SED#: 50-03-01-06-7-055-001

PROJECT ISSUE & REVISION SCHEDULE

vv	Date	Description

PROFESSIONAL STAMPS

NEW YORK STATE EDUCATION STATEMENT

IT IS A VIOLATION OF THE NEW YORK STATE EDUCATION LAW AND THE COMMISSIONER'S REGULATIONS FOR ANY PERSON, UNLESS ACTING UNDER THE DIRECTION OF A LICENSED ARCHITECT, ENGINEER OR LAND SURVEYOR, TO ALTER AN ITEM IN ANY WAY. IF AN ITEM BEARING THE SEAL OF AN ARCHITECT, ENGINEER OR SURVEYOR IS ALTERED, THE ALTERING PARTY SHALL AFFIX TO THE ITEM THEIR SEAL AND THE NOTATION "ALTERED BY" FOLLOWED BY THEIR SIGNATURE AND THE DATE OF SUCH ALTERATION, AND A SPECIFIC DESCRIPTION OF THE ALTERATION.

SHEET INFORMATION

Issued	Scale
10/18/23	1 : 3

Project Status
BID DOCUMENT

Drawn By	Checked By
KCM	JJM

Drawing Title
VRF PIPING SCHEMATICS

Drawing Number
CLE
H600

10/18/2023 9:24:02 AM <project location> REVIT PROJECT FILES ON BIM360

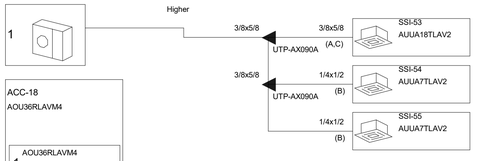

Piping needs reducer to connect I.U. with different pipe size.
Local purchased expander
A:3/8<-1/4, B:1/2<-3/8, C:5/8<-1/2

Pipe explanatory notes
aa x bb
aa:Liquid
bb:Gas
aa
aa:Liquid

1 H601 ACC-18 PIPING SCHEMATIC

SCALE: N.T.S.

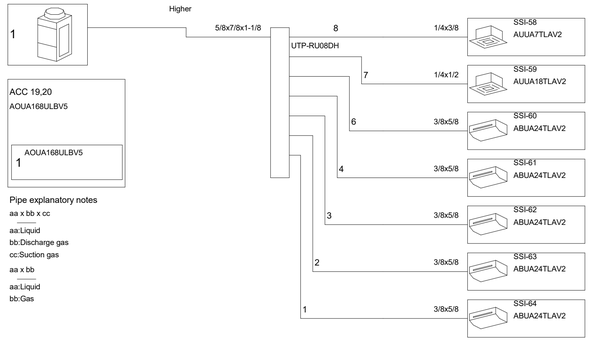

Pipe explanatory notes
aa x bb x cc
aa:Liquid
bb:Discharge gas
cc:Suction gas
aa x bb
aa:Liquid
bb:Gas

2 H601 ACC-19,20 PIPING SCHEMATICS

SCALE: N.T.S.

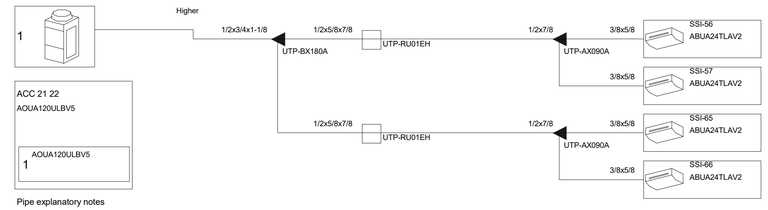

Pipe explanatory notes
aa x bb x cc
aa:Liquid
bb:Discharge gas
cc:Suction gas
aa x bb
aa:Liquid
bb:Gas

3 H601 ACC-21,22 PIPING SCHEMATIC

SCALE: N.T.S.

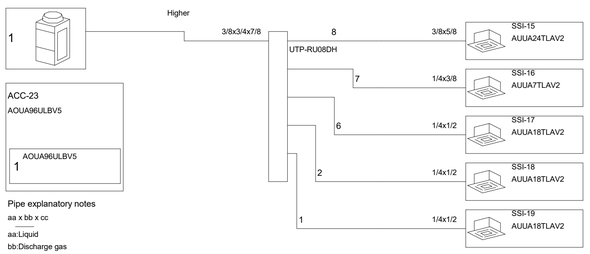

Pipe explanatory notes
aa x bb x cc
aa:Liquid
bb:Discharge gas
cc:Suction gas
aa x bb
aa:Liquid
bb:Gas

4 H601 ACC-23 PIPING SCHEMATICS

SCALE: N.T.S.

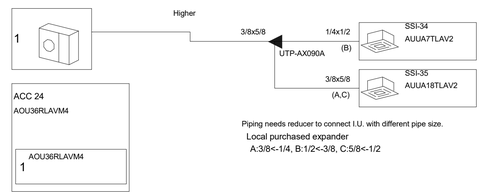

Piping needs reducer to connect I.U. with different pipe size.
Local purchased expander
A:3/8<-1/4, B:1/2<-3/8, C:5/8<-1/2

Pipe explanatory notes
aa x bb
aa:Liquid
bb:Gas
aa
aa:Liquid

5 H601 ACC-24 PIPING SCHEMATIC

SCALE: N.T.S.

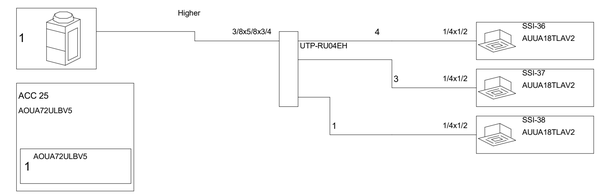

Pipe explanatory notes
aa x bb x cc
aa:Liquid
bb:Discharge gas
cc:Suction gas
aa x bb
aa:Liquid
bb:Gas

6 H601 ACC-25 PIPING SCHEMATIC

SCALE: N.T.S.

CPL | Architecture Engineering Planning
50 Front Street Suite 202,
Newburgh, NY 12550
CPLteam.com

SOUTH ORANGETOWN Central School District
Capital Improvements Bond
Essential Infrastructure for Student Health, Safety and Success

PROJECT INFORMATION

Project Number
14457.20

Client Name
SOUTH ORANGETOWN CENTRAL SCHOOL DISTRICT

Project Name
PHASE 1: 2022 BOND

District Office Address
160 VAN WYCK RD.
BLAUVELT, NY 10913

SOUTH ORANGETOWN CSD
- ☐ WILLIAM O. SCHAEFER SED#:50-03-01-06-0-012-019
- ■ COITTAGE LANE ELEMENTARY SED#:50-03-01-06-0-010-022
- ☐ TAPPAN ZEE HIGH SCHOOL SED#:50-03-01-06-0-006-032
- ☐ WILLIAM O. SCHAEFER S&L SED#: 50-03-01-06-0-012-020
- ☐ COITTAGE LANE S&L SED#: 50-03-01-06-0-010-023
- ☐ COITTAGE LANE LIBRARY S&L SED#:; 50-03-01-06-8-023-002
- ☐ WOS OUTDOOR CLASSROOM SED#: 50-03-01-06-7-053-001
- ☐ SOMS OUTDOOR CLASSROOM SED#: 50-03-01-06-7-056-001
- ☐ CLE OUTDOOR CLASSROOM SED#: 50-03-01-06-7-054-001
- ☐ TJHS OUTDOOR CLASSROOM SED#: 50-03-01-06-7-055-001

PROJECT ISSUE & REVISION SCHEDULE

vv	Date	Description

PROFESSIONAL STAMPS

NEW YORK STATE EDUCATION STATEMENT

IT IS A VIOLATION OF THE NEW YORK STATE EDUCATION LAW AND THE COMMISSIONER'S REGULATIONS FOR ANY PERSON, UNLESS ACTING UNDER THE DIRECTION OF A LICENSED ARCHITECT, ENGINEER OR LAND SURVEYOR, TO ALTER AN ITEM IN ANY WAY. IF AN ITEM BEARING THE SEAL OF AN ARCHITECT, ENGINEER OR SURVEYOR IS ALTERED, THE ALTERING ARCHITECT, ENGINEER OR SURVEYOR SHALL AFFIX TO THE ITEM THE PHRASE "ALTERED BY" FOLLOWED BY THEIR SIGNATURE AND THE DATE OF SUCH ALTERATION, AND A SPECIFIC DESCRIPTION OF THE ALTERATION.

SHEET INFORMATION

Issued	Scale
10/18/23	1 : 3

Project Status
BID DOCUMENT

Drawn By	Checked By
KCM	JJM

Drawing Title
VRF PIPING SCHEMATICS

Drawing Number
CLE
H601

10/18/2023 9:24:03 AM <project location> REVIT PROJECT FILES ON BIM360

REGISTERS, GRILLES, AND DIFFUSERS

TAG	APPLICATION	MATERIAL	TYPE	FINISH	DESIGN EQUIP.	NOTES:
D-1	SUPPLY	STEEL	CEILING GRILLE	WHITE	PRICE 500	3
D-2	SUPPLY	STEEL	LAY-IN	WHITE	PRICE SPD	2,4
D-3	SUPPLY	STEEL	ROUND	WHITE	PRICE HCD	1
R-1	RETURN/EA	STEEL	CEILING GRILLE	WHITE	PRICE 510	3
R-2	RETURN/EA	STEEL	LAY-IN	WHITE	PRICE PDN	-
R-3	RETURN/EA	STEEL	GYM RA	WHITE	PRICE 90	1,3

NOTES:
1. OPPOSED BLADE DAMPER.
2. STANDARD AIR FLOW PATTERN.
3. SINGLE DEFLECTION, BLADES PARALLEL TO LENGTH.
4. INSULATED BACK PAN.

ENERGY RECOVERY UNITS

TAG	LOCATION	AREA SERVED	SA (CFM)	EA (CFM)	RA (CFM)	SUPPLY FAN				EXHAUST FAN				TOTAL MBH SAVED SUMMER	TOTAL MBH SAVED WINTER	OPERATING WEIGHT (LBS)	FILTERS	ELECTRICAL REQUIREMENTS		TYPICAL UNIT MFG & MODEL NO.	NOTES:
						FAN TYPE	E.S.P. (IN. WC)	WATTS	HP	FAN TYPE	E.S.P. (IN. WC)	WATTS	HP					V/Ø/HZ	MCA		
ERU-12	ROOF	MAIN OFFICE	390	390	390	DIRECT	0.75	395	0.5	DIRECT	0.75	395	0.5	9.0	21.1	184-243	MERV 8	208/1	15	RENEWAIRE EV450RT	1,2,3,4
ERU-13	CORRIDOR	RESOURCE	160	160	160	DIRECT	0.47	146	0.1	DIRECT	0.47	146	0.1	4.2	9.3	68	MERV 8	208/1	15	RENEWAIRE: EV200	1,2,3,4
ERU-14	212 NURSE	NURSE	100	100	100	DIRECT	0.77	111	0.1	DIRECT	0.77	111	0.1	2.8	6.1	68	MERV 8	208/1	15	RENEWAIRE: EV200	1,2,3,4
ERU-15	ROOF	MAT LABS	260	260	260	DIRECT	0.75	493	0.6	DIRECT	0.75	493	0.6	6.9	15.1	184-243	MERV 8	208/1	15	RENEWAIRE EV450RT	1,2,3,4
ERU-16	ROOF	ENL, BOOK, CUSTODIAN	265	265	265	DIRECT	0.75	493	0.6	DIRECT	0.75	493	0.6	7.0	15.4	184-243	MERV 8	208/1	15	RENEWAIRE EV450RT	1,2,3,4

NOTES:
1. FACTORY MOUNTED AND WIRED DISCONNECT.
2. FRESH AIR AND EXHAUST DAMPERS.
3. TERMINAL STRIP FOR BMS CONTROL OF FAN AND DAMPERS.
4. DIRTY FILTER SENSORS.

GRAVITY VENTILATOR SCHEDULE

TAG	LOCATION	SERVICE	MANUF.	MODEL	THROAT AREA (SQ.FT.)	HOOD AREA (SQ.FT.)	AIR FLOW (CFM)	S.P. (IN.WG.)	TYPICAL UNIT MFG & MODEL NO.	NOTES
GI-1	ROOF	I.T. & RESOURCES	GREENHECK	GRSI-8	0.4	2.0	160	0.032	GREENHECK: GRSI-8	1,2
GI-2	ROOF	NURSE	GREENHECK	GRSI-8	0.4	2.0	100	0.013	GREENHECK: GRSI-8	1,2
GR-1	ROOF	I.T. & RESOURCES	GREENHECK	GRSR-8	0.4	2.0	160	0.019	GREENHECK: GRSR-8	1,2
GR-2	ROOF	NURSE	GREENHECK	GRSR-8	0.4	2.0	100	0.008	GREENHECK: GRSR-8	1,2

NOTES:
1. BAROMETRIC RELIEF DAMPER IN CURB.
2. 14" CURB, HINGED BASE AND BIRD SCREEN.

VRF BRANCH SELECTOR UNITS

MARK	NUMBER OF BRANCHES AVAILABLE	NUMBER OF BRANCHES USED	MAX TOTAL CAPACITY (MBH)	MAX BRANCH CAPACITY (MBH)	CONNECTED TOTAL HEATING CAPACITY (MBH)	CONNECTED TOTAL COOLING CAPACITY (MBH)	DIMENSIONS (H × W × D)	POWER (V/Ø/HZ)	POWER (WATTS)	TYPICAL UNIT MFG & MODEL NO.
RBU-1	8	8	245	27	216	192	11" × 26" × 25"	208-230 / 1 / 60	226 W	FUJITSU UTP-RU08AH
RBU-2	8	6	245	27	162	144	11" × 26" × 25"	208-230 / 1 / 60	226 W	FUJITSU UTP-RU08AH
RBU-3	8	8	245	27	216	192	11" × 26" × 25"	208-230 / 1 / 60	226 W	FUJITSU UTP-RU08AH
RBU-4	8	5	245	27	128	132	11" × 26" × 25"	208-230 / 1 / 60	226 W	FUJITSU UTP-RU08AH
RBU-5	4	2	191	96	30	51	11" × 26" × 25"	208-230 / 1 / 60	110 W	FUJITSU UTP-RU08AH
RBU-6	8	3	245	27	60	108	11" × 26" × 25"	208-230 / 1 / 60	226 W	FUJITSU UTP-RU08AH
RBU-7	8	8	245	27	216	192	11" × 26" × 25"	208-230 / 1 / 60	226 W	FUJITSU UTP-RU08AH
RBU-8	8	8	245	27	216	192	11" × 26" × 25"	208-230 / 1 / 60	226 W	FUJITSU UTP-RU08AH
RBU-9	4	3	191	96	81	96	11" × 26" × 25"	208-230 / 1 / 60	110 W	FUJITSU UTP-RU08AH
RBU-10	4	4	191	96	49	81	11" × 26" × 25"	208-230 / 1 / 60	110 W	FUJITSU UTP-RU08AH
RBU-11	8	7	245	27	165	195	11" × 26" × 25"	208-230 / 1 / 60	226 W	FUJITSU UTP-RU08AH
RBU-12	4	4	191	96	108	96	11" × 26" × 25"	208-230 / 1 / 60	110 W	FUJITSU UTP-RU08AH
RBU-13	8	8	245	27	216	192	11" × 26" × 25"	208-230 / 1 / 60	226 W	FUJITSU UTP-RU08AH
RBU-14	8	6	245	27	162	144	11" × 26" × 25"	208-230 / 1 / 60	226 W	FUJITSU UTP-RU08AH
RBU-15	8	5	245	27	97	135	11" × 26" × 25"	208-230 / 1 / 60	226 W	FUJITSU UTP-RU08AH

HOT WATER REHEAT COIL SCHEDULE

TAG	LOCATION	AIR DATA					WATER DATA				MFG SIZE HxL (IN.)	ROWS	TYPICAL UNIT MFG & MODEL NO.	NOTES:
		CFM	TEMP °F		MAX APD (IN WC)	MIN. MBH	GPM	TEMP °F		MAX WPD (FT. HD)				
			ENT	LVG				ENT	LVG					
HC-1	GYM	3750	22.6	90.1	0.27	268.6	21.3	180	154.2	2.5	30X30	2	CAPITAL COIL W8-3030-10B-HCA-R	1
HC-2	GYM	3750	22.6	90.1	0.27	268.6	21.3	180	154.2	2.5	30X30	2	CAPITAL COIL W8-3030-10B-HCA-R	1
HC-3	GYM STAGE	2000	28.2	92.0	0.21	138.1	10.7	180	153.2	2.9	18X30	2	CAPITAL COIL W8-3018-09B-4CA-R	1

NOTES:
1. TUBE OD 0.625, TUBE SPACING 1.500 x 1.299

ELECTRIC REHEAT COIL SCHEDULE

TAG	LOCATION	AIR DATA					ELECTRICAL			MFG SIZE H (IN.)	MFG SIZE L (IN.)	ROWS	TYPICAL UNIT MFG & MODEL NO.	NOTES:
		CFM	TEMP °F		MAX APD (IN WC)	KW								
			ENT	LVG			VOLTS	Ø	AMPS					
EC-1	MAIN OFFICE	390	40	72	0.08	13.48	208	3	65	8	12	1	INDEECO QUA	1,2,3
EC-2	RESOURCE	160	40	72	0.08	5.53	208	3	27	8	8	1	INDEECO QUA	1,2,3
EC-3	NURSE	100	40	72	0.08	3.46	208	3	17	8	8	1	INDEECO QUA	1,2,3
EC-4	ENL	265	40	72	0.08	9.16	208	3	45	8	10	1	INDEECO QUA	1,2,3
EC-5	MAC LAB	260	40	72	0.08	8.99	208	3	45	8	10	1	INDEECO QUA	1,2,3

NOTES:
1. PROVIDE PROPORTIONAL SCR CONTROLS AND DUCT TEMPERATURE SENSOR.
2. CONNECT TO BMS.
3. FACTORY MOUNTED AND WIRED DISCONNECT.

ROOFTOP AIR CONDITIONING UNIT SCHEDULE

TAG	LOCATION	NOM. TONS	IEER	SUPPLY FAN				COOLING CAPACITY						ELECTRICAL		TYPICAL UNIT MFG & MODEL NO.	NOTES:
				CFM	OA CFM	ESP (IN. W.C.)	BHP / HP	TOTAL MBH	SENS MBH	EAT°F		LAT°F	AMB °F	VOLT/Ø	MCA		
										DB	WB						
RTU-1	GYM	10	16.1	3675	2325	0.75	2.89 / 5	120.1	91.26	76.6	64	53.3	95.0/71.0	208/3	68	AAON: RN01180HA09000	1,2,3,4
RTU-2	GYM	10	16.1	3675	2325	0.75	2.89 / 5	120.1	91.26	76.6	64	53.3	95.0/71.0	208/3	68	AAON: RN01180HA09000	1,2,3,4
RTU-3	STAGE	8	15.1	2000	1100	1.25	1.26 / 2	88.67	67.07	84.7	67.2	52.6	95.0/71.0	208/3	43	AAON: RN00880EA09000	1,2,3

NOTES:
1. 14" INSULATED CURB. EXTEND EXISTING CONTROLS TO NEW UNITS. JOHNSON CONTROLS FACILITY EXPLORER.
2. FACTORY MOUNTED AND WIRED DISCONNECT. 2" PREFILTER, 4" MERV 13 FILTER.
3. DOUBLE WAS, R-13 FOAM INSULATION.
4. ENERGY RECOVER WHEEL

VRF INDOOR UNITS

MARK	ROOM SERVED	TYPE	AIRFLOW (H/M/L) CFM	OUTDOOR AIRFLOW CFM	ESP (INWG)	NOM.HEATING CAPACITY MBH	NOM.COOLING CAPACITY MBH	DIMENSIONS (W" X H" X D")	WEIGHT (LBS)	POWER (Ø/V/Hz)	MOCP	FLA	TYPICAL UNIT MFG & MODEL NO.	NOTES
SSI-1,2	411	CEILING CASSETTE	607/465/330		-	27	24	23 X 23 X 10	44	1/208/60	15	0.62	FUJITSU AUUA24TLAV2	1,2,3,4,5,6
SSI-3,4	409	CEILING CASSETTE	607/465/330	-	-	27	24	23 X 23 X 10	44	1/208/60	15	0.62	FUJITSU AUUA24TLAV2	1,2,3,4,5,6
SSI-5,6	407	CEILING CASSETTE	607/465/330	-	-	27	24	23 X 23 X 10	44	1/208/60	15	0.62	FUJITSU AUUA24TLAV2	1,2,3,4,5,6
SSI-7,8	405	CEILING CASSETTE	607/465/330	-	-	27	24	23 X 23 X 10	44	1/208/60	15	0.62	FUJITSU AUUA24TLAV2	1,2,3,4,5,6
SSI-9,10	410	CEILING CASSETTE	607/465/330	-	-	27	24	23 X 23 X 10	44	1/208/60	15	0.62	FUJITSU AUUA24TLAV2	1,2,3,4,5,6
SSI-11,12	408	CEILING CASSETTE	607/465/330	-	-	27	24	23 X 23 X 10	44	1/208/60	15	0.62	FUJITSU AUUA24TLAV2	1,2,3,4,5,6
SSI-13,14	406	CEILING CASSETTE	607/465/330	-	-	27	24	23 X 23 X 10	44	1/208/60	15	0.62	FUJITSU AUUA24TLAV2	1,2,3,4,5,6
SSI-15	404	CEILING CASSETTE	607/465/330	-	-	27	24	23 X 23 X 10	44	1/208/60	15	0.62	FUJITSU AUUA24TLAV2	1,2,3,4,5,6
SSI-16	400B	CEILING CASSETTE	318/271/230	50	-	9.5	7.5	23 X 23 X 10	40	1/208/60	15	0.41	FUJITSU AUUA7TLAV2	1,2,3,4,5,6
SSI-17	400C	CEILING CASSETTE	418/348/271	50	-	20	18	23 X 23 X 10	44	1/208/60	15	0.41	FUJITSU AUUA18TLAV2	1,2,3,4,5,6
SSI-18,19	400	CEILING CASSETTE	418/348/271	75	-	20	18	23 X 23 X 10	44	1/208/60	15	0.41	FUJITSU AUUA18TLAV2	1,2,3,4,5,6
SSI-20,21	106	CASSETTE	589/512/436	-	-	27	24	46 X 32 X 13	84	1/208/60	15	0.74	FUJITSU ABUA24TLAV2	1,2,3,4,5,6
SSI-22,23	108	CASSETTE	607/465/330	-	-	27	24	23 X 23 X 10	44	1/208/60	15	0.62	FUJITSU AUUA24TLAV2	1,2,3,4,5,6
SSI-24,25	110	CASSETTE	607/465/330	-	-	27	24	23 X 23 X 10	44	1/208/60	15	0.62	FUJITSU AUUA24TLAV2	1,2,3,4,5,6
SSI-26,27	111	CASSETTE	607/465/330	-	-	27	24	23 X 23 X 10	44	1/208/60	15	0.62	FUJITSU AUUA24TLAV2	1,2,3,4,5,6
SSI-28,29	109	CASSETTE	607/465/330	-	-	27	24	23 X 23 X 10	44	1/208/60	15	0.62	FUJITSU AUUA24TLAV2	1,2,3,4,5,6
SSI-30,31	107	CASSETTE	589/512/436	-	-	27	24	46 X 32 X 13	84	1/208/60	15	0.74	FUJITSU ABUA24TLAV2	1,2,3,4,5,6
SSI-32,33	105	CASSETTE	589/512/436	-	-	27	24	46 X 32 X 13	84	1/208/60	15	0.74	FUJITSU ABUA24TLAV2	1,2,3,4,5,6
SSI-34	101A	CEILING CASSETTE	318/271/230	50	-	9.5	7.5	23 X 23 X 10	40	1/208/60	15	0.41	FUJITSU AUUA7TLAV2	1,2,3,4,5,6
SSI-35	101G	CEILING CASSETTE	418/348/271	-	-	20	18	23 X 23 X 10	44	1/208/60	15	0.41	FUJITSU AUUA18TLAV2	1,2,3,4,5,6
SSI-36	200B	CEILING CASSETTE	418/348/271	-	-	20	18	23 X 23 X 10	44	1/208/60	15	0.41	FUJITSU AUUA18TLAV2	1,2,3,4,5,6
SSI-37	200	CEILING CASSETTE	418/348/271	-	-	20	18	23 X 23 X 10	44	1/208/60	15	0.41	FUJITSU AUUA18TLAV2	1,2,3,4,5,6
SSI-38	202	CEILING CASSETTE	418/348/271	50	-	20	18	23 X 23 X 10	44	1/208/60	15	0.41	FUJITSU AUUA18TLAV2	1,2,3,4,5,6
SSI-39	204	CEILING CASSETTE	418/348/271	-	-	20	18	23 X 23 X 10	44	1/208/60	15	0.41	FUJITSU AUUA18TLAV2	1,2,3,4,5,6
SSI-40,41	206	CASSETTE	589/512/436	-	-	27	24	46 X 32 X 13	84	1/208/60	15	0.74	FUJITSU ABUA24TLAV2	1,2,3,4,5,6
SSI-42,43	208	CASSETTE	589/512/436	-	-	27	24	46 X 32 X 13	84	1/208/60	15	0.74	FUJITSU ABUA24TLAV2	1,2,3,4,5,6
SSI-44,45	210	CASSETTE	589/512/436	-	-	27	24	46 X 32 X 13	84	1/208/60	15	0.74	FUJITSU ABUA24TLAV2	1,2,3,4,5,6
SSI-46,47	209	CASSETTE	589/512/436	-	-	27	24	46 X 32 X 13	84	1/208/60	15	0.74	FUJITSU ABUA24TLAV2	1,2,3,4,5,6
SSI-48,49	207	CASSETTE	589/512/436	-	-	27	24	46 X 32 X 13	84	1/208/60	15	0.74	FUJITSU ABUA24TLAV2	1,2,3,4,5,6
SSI-50,51	205	CASSETTE	589/512/436	-	-	27	24	46 X 32 X 13	84	1/208/60	15	0.74	FUJITSU ABUA24TLAV2	1,2,3,4,5,6
SSI-52	201B	CEILING CASSETTE	318/271/230	110	-	9.5	7.5	23 X 23 X 10	40	1/208/60	15	0.41	FUJITSU AUUA7TLAV2	1,2,3,4,5,6
SSI-53	202A	CEILING CASSETTE	418/348/271	50	-	20	18	23 X 23 X 10	44	1/208/60	15	0.41	FUJITSU AUUA18TLAV2	1,2,3,4,5,6
SSI-54	212	CEILING CASSETTE	318/271/230	50	-	9.5	7.5	23 X 23 X 10	40	1/208/60	15	0.41	FUJITSU AUUA7TLAV2	1,2,3,4,5,6
SSI-55	212A	CEILING CASSETTE	318/271/230	50	-	9.5	7.5	23 X 23 X 10	40	1/208/60	15	0.41	FUJITSU AUUA7TLAV2	1,2,3,4,5,6
SSI-56,57	300C	CASSETTE	589/512/436	-	-	27	24	46 X 32 X 13	84	1/208/60	15	0.74	FUJITSU ABUA24TLAV2	1,2,3,4,5,6
SSI-58	300B	CEILING CASSETTE	318/271/230	-	-	9.5	7.5	23 X 23 X 10	40	1/208/60	15	0.41	FUJITSU AUUA7TLAV2	1,2,3,4,5,6
SSI-59	300A	CEILING CASSETTE	418/348/271	-	-	20	18	23 X 23 X 10	44	1/208/60	15	0.41	FUJITSU AUUA18TLAV2	1,2,3,4,5,6
SSI-60	302	CEILING CASSETTE	589/512/436	-	-	27	24	46 X 32 X 13	84	1/208/60	15	0.74	FUJITSU ABUA24TLAV2	1,2,3,4,5,6
SSI-61,62	301	CEILING CASSETTE	589/512/436	-	-	27	24	46 X 32 X 13	84	1/208/60	15	0.74	FUJITSU ABUA24TLAV2	1,2,3,4,5,6
SSI-63,64	301A	CEILING CASSETTE	589/512/436	-	-	27	24	46 X 32 X 13	84	1/208/60	15	0.74	FUJITSU ABUA24TLAV2	1,2,3,4,5,6
SSI-65,66	301B	CASSETTE	589/512/436	-	-	27	24	46 X 32 X 13	84	1/208/60	15	0.74	FUJITSU ABUA24TLAV2	1,2,3,4,5,6
SSI-67	304	CEILING CASSETTE	589/512/436	-	-	27	24	46 X 32 X 13	84	1/208/60	15	0.74	FUJITSU ABUA24TLAV2	1,2,3,4,5,6
SSI-68,69	306	CEILING CASSETTE	607/465/330	-	-	27	24	23 X 23 X 10	44	1/208/60	15	0.62	FUJITSU AUUA24TLAV2	1,2,3,4,5,6
SSI-70,71	308	CEILING CASSETTE	607/465/330	-	-	27	24	23 X 23 X 10	44	1/208/60	15	0.62	FUJITSU AUUA24TLAV2	1,2,3,4,5,6
SSI-72,73	310	CEILING CASSETTE	607/465/330	-	-	27	24	23 X 23 X 10	44	1/208/60	15	0.62	FUJITSU AUUA24TLAV2	1,2,3,4,5,6
SSI-74,75	312	CEILING CASSETTE	607/465/330	-	-	27	24	23 X 23 X 10	44	1/208/60	15	0.62	FUJITSU AUUA24TLAV2	1,2,3,4,5,6
SSI-76,77	311	CEILING CASSETTE	607/465/330	-	-	27	24	23 X 23 X 10	44	1/208/60	15	0.62	FUJITSU AUUA24TLAV2	1,2,3,4,5,6
SSI-78,79	309	CEILING CASSETTE	607/465/330	-	-	27	24	23 X 23 X 10	44	1/208/60	15	0.62	FUJITSU AUUA24TLAV2	1,2,3,4,5,6
SSI-80,81	307	CEILING CASSETTE	607/465/330	-	-	27	24	23 X 23 X 10	44	1/208/60	15	0.62	FUJITSU AUUA24TLAV2	1,2,3,4,5,6
SSI-82,83	305	CEILING CASSETTE	607/465/330	-	-	27	24	23 X 23 X 10	44	1/208/60	15	0.62	FUJITSU AUUA24TLAV2	1,2,3,4,5,6
SSI-84,85	303	CEILING CASSETTE	607/465/330	-	-	27	24	23 X 23 X 10	44	1/208/60	15	0.62	FUJITSU AUUA24TLAV2	1,2,3,4,5,6

NOTES:
1. UNIT MOUNTED AND WIRED DISCONNECT.
2. BAC NET INTEGRATION TO BMS.
3. COLOR WHITE.
4. DRAIN PAN LEVEL SENSORS.
5. CONDENSATE PUMP.
6. OUTDOOR UNITS POWERS INDOOR UNITS.

CPL | Architecture Engineering Planning
50 Front Street Suite 202,
Newburgh, NY 12550
CPLteam.com

SOUTH ORANGETOWN Central School District
Capital Improvements Bond
Essential Infrastructure for Student Health, Safety and Success

PROJECT INFORMATION

Project Number
14457.20

Client Name
SOUTH ORANGETOWN CENTRAL SCHOOL DISTRICT

Project Name
PHASE 1: 2022 BOND

District Office Address
160 VAN WYCK RD.
BLAUVELT, NY 10913

SOUTH ORANGETOWN CSD
- ☐ WILLIAM O. SCHAEFER SED#:50-03-01-06-0-012-019
- ■ COTTAGE LANE ELEMENTARY SED#:50-03-01-06-0-010-022
- ☐ TAPPAN ZEE HIGH SCHOOL SED#:50-03-01-06-0-006-032
- ☐ WILLIAM O. SCHAEFER S&L SED#: 50-03-01-06-0-012-020
- ☐ COTTAGE LANE S&L SED#: 50-03-01-06-0-010-023
- ☐ COTTAGE LANE LIBRARY S&L SED#:; 50-03-01-06-8-023-002
- ☐ WOS OUTDOOR CLASSROOM SED#: 50-03-01-06-7-053-001
- ☐ SOMS OUTDOOR CLASSROOM SED#: 50-03-01-06-7-056-001
- ☐ CLE OUTDOOR CLASSROOM SED#: 50-03-01-06-7-054-001
- ☐ TDHS OUTDOOR CLASSROOM SED#: 50-03-01-06-7-055-001

PROJECT ISSUE & REVISION SCHEDULE

vv	Date	Description

PROFESSIONAL STAMPS

NEW YORK STATE EDUCATION STATEMENT
IT IS A VIOLATION OF THE NEW YORK STATE EDUCATION LAW AND THE COMMISSIONER'S REGULATIONS FOR ANY PERSON, UNLESS ACTING UNDER THE DIRECTION OF A LICENSED ARCHITECT, ENGINEER OR LAND SURVEYOR, TO ALTER AN ITEM IN ANY WAY. IF AN ITEM BEARING THE SEAL OF AN ARCHITECT, ENGINEER OR LAND SURVEYOR IS ALTERED, THE ALTERING PARTY SHALL AFFIX TO THE ITEM THEIR SEAL AND THE NOTATION "ALTERED BY" FOLLOWED BY THEIR SIGNATURE AND THE DATE OF SUCH ALTERATION, AND A SPECIFIC DESCRIPTION OF THE ALTERATION.

SHEET INFORMATION

Issued	Scale
10/18/23	NTS

Project Status
BID DOCUMENT

Drawn By	Checked By
KCM	JJM

Drawing Title
HVAC SCHEDULES

Drawing Number
CLE H900

10/18/2023 9:24:09 AM <project location> REVIT PROJECT FILES ON BIM360

FAN COIL UNIT SCHEDULE

TAG	LOCATION	SERVICE	MANUFACTURER	MODEL	TYPE	FAN					HOT WATER HEATING COIL														ELECTRICAL						WEIGHT (LBS)	NOTES
						AIR FLOW (CFM)	ESP (IN.WG.)	MOTOR BHP	MOTOR HP	DRIVE	EAT (°F)	LAT (°F)	EWT (°F)	LWT (°F)	CAPACITY (MBH)	FLUID TYPE	GPM	WPD (FT.WG)	TOTAL CAPACITY (MBH)	SENSIBLE CAPACITY (MBH)	AMBIENT (°F)	FACE VELOCITY (FPM)	CIRCUITS	REFRIGERANT	FILTER	V	PH	HZ	MCA	FLA	MOCP		
FCU-1	VEST	102 VEST	AIR THERM	SRBB	DUCTED	500	100	-	2	DIRECT	50	90	180	150	21.6	WATER	1.44	-	19.3	13.5	85	400	1	R410A	MERV 8	120	1	60	-	-	15	-	1,2

NOTES: 1. PROVIDE DISCONNECT.
2. CEILING RECESSED

PUMP SCHEDULE

TAG	LOCATION	SERVICE	MANUF.	MODEL	TYPE	FLUID	GPM	HEAD (FT.WG.)	RPM	HP	STARTER	ELECTRICAL						NOTES
												V	PH	HZ	MCA	FLA	MOCP	
P-1	BOILER ROOM	HHW	B&G	1510	BASE-MOUNTED SPLIT COUPLE	WATER	90	50	1750	10	VFD	460	3	60	-	-	-	1
P-2	BOILER ROOM	HHW	B&G	1510	BASE-MOUNTED SPLIT COUPLE	WATER	90	50	1750	10	VFD	460	3	60	-	-	-	1
P-3	GYM	HHW	B&G	ECOCIRC XL - 36-45	INLINE	WATER	22	12.5	2919	0.16	N	208	1	60	-	-	-	1,2
P-4	GYM	HHW	B&G	ECOCIRC XL - 36-45	INLINE	WATER	22	12.5	2919	0.16	N	208	1	60	-	-	-	1,2
P-5	STAGE	HHW	B&G	ECOCIRC XL - 36-45	INLINE	WATER	11	13	2727	0.16	N	208	1	60	-	-	-	1,2

NOTES: 1. PROVIDE DISCONNECT
2. ECM MOTOR.

ENERGY RECOVERY UNIT

MARK	LOCATION	AREA SERVED	SA/OA (CFM)	EA (CFM)	RA (CFM)	SUPPLY FAN					EXHAUST FAN					HEATING TYPE	FROST CONTROL	OPERATING WEIGHT (LBS)	FILTERS	UNIT ELECTRICAL REQUIREMENTS	
						FAN TYPE	E.S.P. (IN. WC)	RPM	BHP	HP	FAN TYPE	E.S.P. (IN. WC)	RPM	BHP	HP					V/Ø/HZ	MCA
ERU-1	ROOF	CLASSROOMS	2000	2000	2000	PLENUM	1	1760	1.48	2	PLENUM	0.5	1760	0.85	2	ELECTRIC	YES	1554	2" PRE-FILTER/4" MERV 13	460/3/60	54
ERU-2	ROOF	CLASSROOMS	1500	1500	1500	PLENUM	1	1760	1.48	2	PLENUM	0.5	1760	0.85	2	ELECTRIC	YES	1554	2" PRE-FILTER/4" MERV 13	460/3/60	54
ERU-3	ROOF	CLASSROOMS	2000	2000	2000	PLENUM	1	1760	1.48	2	PLENUM	0.5	1760	0.85	2	ELECTRIC	YES	1554	2" PRE-FILTER/4" MERV 13	460/3/60	54
ERU-4	ROOF	CLASSROOMS	1500	1500	1500	PLENUM	1	1760	1.48	2	PLENUM	0.5	1760	0.85	2	ELECTRIC	YES	1554	2" PRE-FILTER/4" MERV 13	460/3/60	54
ERU-5	ROOF	CLASSROOMS	2000	2000	2000	PLENUM	1	1760	1.48	2	PLENUM	0.5	1760	0.85	2	ELECTRIC	YES	1554	2" PRE-FILTER/4" MERV 13	460/3/60	54
ERU-6	ROOF	CLASSROOMS	1060	1060	1060	PLENUM	1	1760	1.48	2	PLENUM	0.5	1760	0.85	2	ELECTRIC	YES	1554	2" PRE-FILTER/4" MERV 13	460/3/60	54
ERU-7	ROOF	CLASSROOMS	2000	2000	2000	PLENUM	1	1760	1.48	2	PLENUM	0.5	1760	0.85	2	ELECTRIC	YES	1554	2" PRE-FILTER/4" MERV 13	460/3/60	54
ERU-8	ROOF	CLASSROOMS	2000	2000	2000	PLENUM	1	1760	1.48	2	PLENUM	0.5	1760	0.85	2	ELECTRIC	YES	1554	2" PRE-FILTER/4" MERV 13	460/3/60	54
ERU-9	ROOF	CLASSROOMS	700	700	700	PLENUM	1	1760	1.48	2	PLENUM	0.5	1760	0.85	2	ELECTRIC	YES	1554	2" PRE-FILTER/4" MERV 13	460/3/60	54
ERU-10	ROOF	CLASSROOMS	1660	1660	1660	PLENUM	1	1760	1.48	2	PLENUM	0.5	1760	0.85	2	ELECTRIC	YES	1554	2" PRE-FILTER/4" MERV 13	460/3/60	54
ERU-11	ROOF	CLASSROOMS	1040	1040	1040	PLENUM	1	1760	1.48	2	PLENUM	0.5	1760	0.85	2	ELECTRIC	YES	1554	2" PRE-FILTER/4" MERV 13	460/3/60	54

ENERGY RECOVERY UNIT (CONT.)

MARK	WINTER CONDITIONS									SUMMER CONDITIONS									TYPICAL UNIT MFG & MODEL NO.	NOTES
	WHEEL ENTERING CONDITIONS				WHEEL LEAVING CONDITIONS				EFFECTIVENESS @ WINTER DESIGN	WHEEL ENTERING CONDITIONS				WHEEL LEAVING CONDITIONS				EFFECTIVENESS @ SUMMER DESIGN		
	OUTSIDE AIR		RETURN AIR		SUPPLY AIR		EXHAUST AIR			OUTSIDE AIR		RETURN AIR		SUPPLY AIR		EXHAUST AIR				
	DB (°F)	WB (°F)	DB (°F)	WB (°F)	DB (°F)	WB (°F)	DB (°F)	WB (°F)	TOTAL %	DB (°F)	WB (°F)	DB (°F)	WB (°F)	DB (°F)	WB (°F)	DB (°F)	WB (°F)	TOTAL %		
ERU-1	-7	-8	68	50	40	32	18.5	16.9	64.8	90	71	75	62	80	65	84.7	68	63.7	AAON RN-007-8-0-E609-13A	1,2,3,4
ERU-2	-7	-8	68	50	40	32	18.5	16.9	64.8	90	71	75	62	80	65	84.7	68	63.7	AAON RN-007-8-0-E609-13A	1,2,3,4
ERU-3	-7	-8	68	50	40	32	18.5	16.9	64.8	90	71	75	62	80	65	84.7	68	63.7	AAON RN-007-8-0-E609-13A	1,2,3,4
ERU-4	-7	-8	68	50	40	32	18.5	16.9	64.8	90	71	75	62	80	65	84.7	68	63.7	AAON RN-007-8-0-E609-13A	1,2,3,4
ERU-5	-7	-8	68	50	40	32	18.5	16.9	64.8	90	71	75	62	80	65	84.7	68	63.7	AAON RN-007-8-0-E609-13A	1,2,3,4
ERU-6	-7	-8	68	50	40	32	18.5	16.9	64.8	90	71	75	62	80	65	84.7	68	63.7	AAON RN-007-8-0-E609-13A	1,2,3,4
ERU-7	-7	-8	68	50	40	32	18.5	16.9	64.8	90	71	75	62	80	65	84.7	68	63.7	AAON RN-007-8-0-E609-13A	1,2,3,4
ERU-8	-7	-8	68	50	40	32	18.5	16.9	64.8	90	71	75	62	80	65	84.7	68	63.7	AAON RN-007-8-0-E609-13A	1,2,3,4
ERU-9	-7	-8	68	50	40	32	18.5	16.9	64.8	90	71	75	62	80	65	84.7	68	63.7	AAON RN-007-8-0-E609-13A	1,2,3,4
ERU-10	-7	-8	68	50	40	32	18.5	16.9	64.8	90	71	75	62	80	65	84.7	68	63.7	AAON RN-007-8-0-E609-13A	1,2,3,4
ERU-11	-7	-8	68	50	40	32	18.5	16.9	64.8	90	71	75	62	80	65	84.7	68	63.7	AAON RN-007-8-0-E609-13A	1,2,3,4

NOTES:
1. FACTORY MOUNTED AND WIRED DISCONNECT.
2. FRESH AIR AND EXHAUST DAMPERS.
3. TERMINAL STRIP FOR BMS CONTROL OF FAN AND DAMPERS.
4. DIRTY FILTER SENSORS.

ENERGY RECOVERY UNIT (CONT.)

MARK	TYPE	FINS PER INCH	ROWS	FACE VEL	COIL PD	REF.	COMP QTY	COOLING				REHEAT		HEATING				
								TOTAL CAPACITY (MBH)	SENSIBLE (MBH)	EAT(F)	LAT(F)	CAPACITY (MBH)	LAT(F)	INPUT (MBH)	OUTPUT (MBH)	AMBIENT (F)	EAT(F)	LAT(F)
ERU-1	AIR TO AIR	14	3	235	0.12	410A	1	69.2	54.7	80.0/65.3	54.2/53.3	34	70.0/59.5	8.6	47	27/24.3	53.4/41.7	72.1/50.6
ERU-2	AIR TO AIR	14	3	235	0.12	410A	1	69.2	54.7	80.0/65.3	54.2/53.3	34	70.0/59.5	8.6	47	27/24.3	53.4/41.7	72.1/50.6
ERU-3	AIR TO AIR	14	3	235	0.12	410A	1	69.2	54.7	80.0/65.3	54.2/53.3	34	70.0/59.5	8.6	47	27/24.3	53.4/41.7	72.1/50.6
ERU-4	AIR TO AIR	14	3	235	0.12	410A	1	69.2	54.7	80.0/65.3	54.2/53.3	34	70.0/59.5	8.6	47	27/24.3	53.4/41.7	72.1/50.6
ERU-5	AIR TO AIR	14	3	235	0.12	410A	1	69.2	54.7	80.0/65.3	54.2/53.3	34	70.0/59.5	8.6	47	27/24.3	53.4/41.7	72.1/50.6
ERU-6	AIR TO AIR	14	3	235	0.12	410A	1	69.2	54.7	80.0/65.3	54.2/53.3	34	70.0/59.5	8.6	47	27/24.3	53.4/41.7	72.1/50.6
ERU-7	AIR TO AIR	14	3	235	0.12	410A	1	69.2	54.7	80.0/65.3	54.2/53.3	34	70.0/59.5	8.6	47	27/24.3	53.4/41.7	72.1/50.6
ERU-8	AIR TO AIR	14	3	235	0.12	410A	1	69.2	54.7	80.0/65.3	54.2/53.3	34	70.0/59.5	8.6	47	27/24.3	53.4/41.7	72.1/50.6
ERU-9	AIR TO AIR	14	3	235	0.12	410A	1	69.2	54.7	80.0/65.3	54.2/53.3	34	70.0/59.5	8.6	47	27/24.3	53.4/41.7	72.1/50.6
ERU-10	AIR TO AIR	14	3	235	0.12	410A	1	69.2	54.7	80.0/65.3	54.2/53.3	34	70.0/59.5	8.6	47	27/24.3	53.4/41.7	72.1/50.6
ERU-11	AIR TO AIR	14	3	235	0.12	410A	1	69.2	54.7	80.0/65.3	54.2/53.3	34	70.0/59.5	8.6	47	27/24.3	53.4/41.7	72.1/50.6

ENERGY RECOVERY UNIT (CONT.)

MARK	SOUND SOURCE	OCTAVE BAND AND CENTER FREQUENCY (HZ)							
		1	2	3	4	5	6	7	8
		62.5	125	250	500	1000	2000	4000	8000
ERU-1	DISC.	85	83	86	82	74	72	69	63
	INLET	83	81	78	72	70	68	64	60
ERU-2	DISC.	85	83	86	82	74	72	69	63
	INLET	83	81	78	72	70	68	64	60
ERU-3	DISC.	85	83	86	82	74	72	69	63
	INLET	83	81	78	72	70	68	64	60
ERU-4	DISC.	85	83	86	82	74	72	69	63
	INLET	83	81	78	72	70	68	64	60
ERU-5	DISC.	85	83	86	82	74	72	69	63
	INLET	83	81	78	72	70	68	64	60
ERU-6	DISC.	85	83	86	82	74	72	69	63
	INLET	83	81	78	72	70	68	64	60
ERU-7	DISC.	85	83	86	82	74	72	69	63
	INLET	83	81	78	72	70	68	64	60
ERU-8	DISC.	85	83	86	82	74	72	69	63
	INLET	83	81	78	72	70	68	64	60
ERU-9	DISC.	85	83	86	82	74	72	69	63
	INLET	83	81	78	72	70	68	64	60
ERU-10	DISC.	85	83	86	82	74	72	69	63
	INLET	83	81	78	72	70	68	64	60
ERU-11	DISC.	85	83	86	82	74	72	69	63
	INLET	83	81	78	72	70	68	64	60

ENERGY RECOVERY UNIT (CONT.)

MARK	HEATING						
	OUTPUT (MBH)	CFM	EAT(F)	LAT(F)	INPUT kW	HEATER FLA	POWER
ERU-1	76.8	2000	40.3/32.8	75.9/50.8	22.5kW	62.5	208/3/60
ERU-2	76.8	2000	40.3/32.8	75.9/50.8	22.5kW	62.5	208/3/60
ERU-3	76.8	2000	40.3/32.8	75.9/50.8	22.5kW	62.5	208/3/60
ERU-4	76.8	2000	40.3/32.8	75.9/50.8	22.5kW	62.5	208/3/60
ERU-5	76.8	2000	40.3/32.8	75.9/50.8	22.5kW	62.5	208/3/60
ERU-6	76.8	2000	40.3/32.8	75.9/50.8	22.5kW	62.5	208/3/60
ERU-7	76.8	2000	40.3/32.8	75.9/50.8	22.5kW	62.5	208/3/60
ERU-8	76.8	2000	40.3/32.8	75.9/50.8	22.5kW	62.5	208/3/60
ERU-9	76.8	2000	40.3/32.8	75.9/50.8	22.5kW	62.5	208/3/60
ERU-10	76.8	2000	40.3/32.8	75.9/50.8	22.5kW	62.5	208/3/60
ERU-11	76.8	2000	40.3/32.8	75.9/50.8	22.5kW	62.5	208/3/60

CPL | Architecture Engineering Planning
50 Front Street Suite 202,
Newburgh, NY 12550
CPLteam.com

SOUTH ORANGETOWN Central School District
Capital Improvements Bond
Essential Infrastructure for Student Health, Safety and Success

PROJECT INFORMATION

Project Number
14457.20

Client Name
SOUTH ORANGETOWN CENTRAL SCHOOL DISTRICT

Project Name
PHASE 1: 2022 BOND

District Office Address
160 VAN WYCK RD.
BLAUVELT, NY 10913

SOUTH ORANGETOWN CSD
- WILLIAM O. SCHAEFER SED#:50-03-01-06-0-012-019
- COITTAGE LANE ELEMENTARY SED#:50-03-01-06-0-010-022
- TAPPAN ZEE HIGH SCHOOL SED#:50-03-01-06-0-006-032
- WILLIAM O. SCHAEFER S&L SED#: 50-03-01-06-0-012-020
- COITTAGE LANE S&L SED#: 50-03-01-06-0-010-023
- COITTAGE LANE LIBRARY S&L SED#:; 50-03-01-06-8-023-002
- WOS OUTDOOR CLASSROOM SED#: 50-03-01-06-7-053-001
- SOMS OUTDOOR CLASSROOM SED#: 50-03-01-06-7-056-001
- CLE OUTDOOR CLASSROOM SED#: 50-03-01-06-7-054-001
- TDHS OUTDOOR CLASSROOM SED#: 50-03-01-06-7-055-001

PROJECT ISSUE & REVISION SCHEDULE

vv	Date	Description

PROFESSIONAL STAMPS

NEW YORK STATE EDUCATION STATEMENT

IT IS A VIOLATION OF THE NEW YORK STATE EDUCATION LAW AND THE COMMISSIONER'S REGULATIONS FOR ANY PERSON, UNLESS ACTING UNDER THE DIRECTION OF A LICENSED ARCHITECT, ENGINEER OR LAND SURVEYOR, TO ALTER AN ITEM IN ANY WAY. IF AN ITEM BEARING THE SEAL OF AN ARCHITECT, ENGINEER OR LAND SURVEYOR IS ALTERED, THE ALTERING PARTY SHALL AFFIX TO THE ITEM THEIR SEAL AND THE NOTATION "ALTERED BY" FOLLOWED BY THEIR SIGNATURE AND THE DATE OF SUCH ALTERATION, AND A SPECIFIC DESCRIPTION OF THE ALTERATION.

SHEET INFORMATION

Issued
10/18/23

Scale
NTS

Project Status
BID DOCUMENT

Drawn By
KCM

Checked By
JJM

Drawing Title
HVAC SCHEDULES

Drawing Number
CLE H901

10/18/2023 9:24:13 AM <project location> REVIT PROJECT FILES ON BIM360

FINNED TUBE RADIATION SCHEDULE

TAG	LOCATION	TUBE SIZE (IN.)	FIN SIZE	FINS/FT.	FIN TYPE	TIERS	BTUH /LF	ACTIVE LENGTH (FT.)	HOT WATER				ENCLOSURE					TYPICAL UNIT MFG & MODEL NO.	NOTES
									FLOW (GPM)	BTUH	EWT (°F)	AWT (°F)	H (IN.)	D (IN.)	MOUNT HEIGHT (IN.)	APPROX LENGTH (FT)	STYLE		
FT-1	202A	3/4"	4-1/4" X 3-5/8"	50	CO./AL.	1	1200	7.5	0.9	9,000	180	170	28"	5-5/16"	28"	9	FLAT TOP	STERLING JVB-T-C3/4-435	2,3,4
FT-2	212A	3/4"	4-1/4" X 3-5/8"	50	CO./AL.	1	1200	9	1.08	10,800	180	170	28"	5-5/16"	28"	10	FLAT TOP	STERLING JVB-T-C3/4-435	2,3,4
FT-3	300C	3/4"	4-1/4" X 3-5/8"	50	CO./AL.	1	1200	10	1.2	12,000	180	170	28"	5-5/16"	28"	11	BARE ELEMENT	STERLING JVB-B-C3/4-435	1
FT-4	301B	3/4"	4-1/4" X 3-5/8"	50	CO./AL.	1	1200	9	1.08	10,800	180	170	28"	5-5/16"	28"	10	FLAT TOP	STERLING JVB-B-C3/4-435	2,3,4
FT-5	301A	3/4"	4-1/4" X 3-5/8"	50	CO./AL.	1	1200	7.5	0.9	9,000	180	170	28"	5-5/16"	28"	9	FLAT TOP	STERLING JVB-B-C3/4-435	2,3,4
FT-6	301	3/4"	4-1/4" X 3-5/8"	50	CO./AL.	1	1200	6	0.72	7,200	180	170	28"	5-5/16"	28"	7	FLAT TOP	STERLING JVB-B-C3/4-435	2,3,4
FT-7	312	3/4"	4-1/4" X 3-5/8"	50	CO./AL.	1	1200	6	0.72	7,200	180	170	28"	5-5/16"	28"	7	FLAT TOP	STERLING JVB-B-C3/4-435	2,3,4
FT-8	310	3/4"	4-1/4" X 3-5/8"	50	CO./AL.	1	1200	6	0.72	7,200	180	170	28"	5-5/16"	28"	12	FLAT TOP	STERLING JVB-B-C3/4-435	2,3,4
FT-9	308	3/4"	4-1/4" X 3-5/8"	50	CO./AL.	1	1200	6	0.72	7,200	180	170	28"	5-5/16"	28"	7	FLAT TOP	STERLING JVB-B-C3/4-435	2,3,4
FT-10	306	3/4"	4-1/4" X 3-5/8"	50	CO./AL.	1	1200	6	0.72	7,200	180	170	28"	5-5/16"	28"	7	FLAT TOP	STERLING JVB-B-C3/4-435	2,3,4
FT-11	311	3/4"	4-1/4" X 3-5/8"	50	CO./AL.	1	1200	6	0.72	7,200	180	170	28"	5-5/16"	28"	11	FLAT TOP	STERLING JVB-B-C3/4-435	2,3,4
FT-12	309	3/4"	4-1/4" X 3-5/8"	50	CO./AL.	1	1200	6	0.72	7,200	180	170	28"	5-5/16"	28"	7	FLAT TOP	STERLING JVB-B-C3/4-435	2,3,4
FT-13	307	3/4"	4-1/4" X 3-5/8"	50	CO./AL.	1	1200	6	0.72	7,200	180	170	28"	5-5/16"	28"	7	FLAT TOP	STERLING JVB-B-C3/4-435	2,3,4
FT-14	305	3/4"	4-1/4" X 3-5/8"	50	CO./AL.	1	1200	6	0.72	7,200	180	170	28"	5-5/16"	28"	7	FLAT TOP	STERLING JVB-B-C3/4-435	2,3,4
FT-15	303	3/4"	4-1/4" X 3-5/8"	50	CO./AL.	1	1200	6	0.72	7,200	180	170	28"	5-5/16"	28"	7	FLAT TOP	STERLING JVB-B-C3/4-435	2,3,4
FT-16	411	3/4"	4-1/4" X 3-5/8"	50	CO./AL.	1	1200	7	0.84	8,400	180	170	28"	5-5/16"	28"	8	FLAT TOP	STERLING JVB-B-C3/4-435	2,3,4
FT-17	409	3/4"	4-1/4" X 3-5/8"	50	CO./AL.	1	1200	7	0.84	8,400	180	170	28"	5-5/16"	28"	8	FLAT TOP	STERLING JVB-B-C3/4-435	2,3,4
FT-18	407	3/4"	4-1/4" X 3-5/8"	50	CO./AL.	1	1200	7	0.84	8,400	180	170	28"	5-5/16"	28"	8	FLAT TOP	STERLING JVB-B-C3/4-435	2,3,4
FT-19	405	3/4"	4-1/4" X 3-5/8"	50	CO./AL.	1	1200	7	0.84	8,400	180	170	28"	5-5/16"	28"	8	FLAT TOP	STERLING JVB-B-C3/4-435	2,3,4
FT-20	410	3/4"	4-1/4" X 3-5/8"	50	CO./AL.	1	1200	7	0.84	8,400	180	170	28"	5-5/16"	28"	8	FLAT TOP	STERLING JVB-B-C3/4-435	2,3,4
FT-21	408	3/4"	4-1/4" X 3-5/8"	50	CO./AL.	1	1200	7	0.84	8,400	180	170	28"	5-5/16"	28"	8	FLAT TOP	STERLING JVB-B-C3/4-435	2,3,4
FT-22	406	3/4"	4-1/4" X 3-5/8"	50	CO./AL.	1	1200	7	0.84	8,400	180	170	28"	5-5/16"	28"	8	FLAT TOP	STERLING JVB-B-C3/4-435	2,3,4
FT-23	404	3/4"	4-1/4" X 3-5/8"	50	CO./AL.	1	1200	5	0.6	6,000	180	170	28"	5-5/16"	28"	6	FLAT TOP	STERLING JVB-B-C3/4-436	2,3,5
FT-24	106	3/4"	4-1/4" X 3-5/8"	50	CO./AL.	1	1200	7	0.84	8,400	180	170	28"	5-5/16"	28"	8	FLAT TOP	STERLING JVB-B-C3/4-435	2,3,4
FT-25	108	3/4"	4-1/4" X 3-5/8"	50	CO./AL.	1	1200	7	0.84	8,400	180	170	28"	5-5/16"	28"	8	FLAT TOP	STERLING JVB-B-C3/4-435	2,3,4
FT-26	110	3/4"	4-1/4" X 3-5/8"	50	CO./AL.	1	1200	7	0.84	8,400	180	170	28"	5-5/16"	28"	8	FLAT TOP	STERLING JVB-B-C3/4-435	2,3,4
FT-27	111	3/4"	4-1/4" X 3-5/8"	50	CO./AL.	1	1200	7	0.84	8,400	180	170	28"	5-5/16"	28"	8	FLAT TOP	STERLING JVB-B-C3/4-435	2,3,4
FT-28	109	3/4"	4-1/4" X 3-5/8"	50	CO./AL.	1	1200	7	0.84	8,400	180	170	28"	5-5/16"	28"	8	FLAT TOP	STERLING JVB-B-C3/4-435	2,3,4
FT-29	107	3/4"	4-1/4" X 3-5/8"	50	CO./AL.	1	1200	7	0.84	8,400	180	170	28"	5-5/16"	28"	8	FLAT TOP	STERLING JVB-B-C3/4-435	2,3,4
FT-30	105	3/4"	4-1/4" X 3-5/8"	50	CO./AL.	1	1200	7	0.84	8,400	180	170	28"	5-5/16"	28"	8	FLAT TOP	STERLING JVB-B-C3/4-435	2,3,4
FT-31	206	3/4"	4-1/4" X 3-5/8"	50	CO./AL.	1	1200	7	0.84	8,400	180	170	28"	5-5/16"	28"	8	FLAT TOP	STERLING JVB-B-C3/4-435	2,3,4
FT-32	206	3/4"	4-1/4" X 3-5/8"	50	CO./AL.	1	1200	7	0.84	8,400	180	170	28"	5-5/16"	28"	8	FLAT TOP	STERLING JVB-B-C3/4-435	2,3,4
FT-33	208	3/4"	4-1/4" X 3-5/8"	50	CO./AL.	1	1200	7	0.84	8,400	180	170	28"	5-5/16"	28"	8	FLAT TOP	STERLING JVB-B-C3/4-435	2,3,4
FT-34	210	3/4"	4-1/4" X 3-5/8"	50	CO./AL.	1	1200	7	0.84	8,400	180	170	28"	5-5/16"	28"	8	FLAT TOP	STERLING JVB-B-C3/4-435	2,3,4
FT-35	209	3/4"	4-1/4" X 3-5/8"	50	CO./AL.	1	1200	7	0.84	8,400	180	170	28"	5-5/16"	28"	8	FLAT TOP	STERLING JVB-B-C3/4-435	2,3,4
FT-36	207	3/4"	4-1/4" X 3-5/8"	50	CO./AL.	1	1200	7	0.84	8,400	180	170	28"	5-5/16"	28"	8	FLAT TOP	STERLING JVB-B-C3/4-435	2,3,4
FT-37	205	3/4"	4-1/4" X 3-5/8"	50	CO./AL.	1	1200	7	0.84	8,400	180	170	28"	5-5/16"	28"	8	FLAT TOP	STERLING JVB-B-C3/4-435	2,3,4
FT-38	400	3/4"	4-1/4" X 3-5/8"	50	CO./AL.	1	1200	5.5	0.66	6,600	180	170	28"	5-5/16"	28"	6	FLAT TOP	STERLING JVB-B-C3/4-435	2,3,4
FT-39	400C	3/4"	4-1/4" X 3-5/8"	50	CO./AL.	1	1200	5.5	0.66	6,600	180	170	28"	5-5/16"	28"	6	FLAT TOP	STERLING JVB-B-C3/4-435	2,3,4

NOTES:
1. LOCATE ELEMENT BEHIND MILLWORK BY GC.
2. COLOR BY ARCHITECT.
3. MC TO FIELD VERIFY ENCLOSURE LENGTH. ENCLOSURE TO BE FULL WIDTH WITHOUT GAPS.
4. COORDINATE HEIGHT WITH ELECTRICAL DEVICES.

SPLIT SYSTEM OUTDOOR CONDENSING UNIT SCHEDULE

TAG	LOCATION	SERVES	NOMINAL TONS	MBH COOLING	MBH HEATING	ELECTRICAL DATA						DIMENSIONS (H X W X D)	WT (LB)	EER	TYPICAL UNIT MFG & MODEL NO.	NOTES:
						FAN DATA		COMPRESSOR RLA	SYSTEM MFA	SYSTEM MCA	POWER (Ø/V/Hz)					
						MOTOR WATTS	MOTOR FLA									
ACC-1,2	ROOF	408-411	10	120	135	740	3.2	31.5	60	43.9	3/208/60	66-9/16 X 48-13/16 X 30-1/8	622	11.3	FUJITSU AOUA120ULBV5	1,2
ACC-3,4	ROOF	405-407	14	168	188	740 X 2	6.8	40.2	70	59.8	3/208/60	66-9/16 X 63 X 30-1/8	930	11.5	FUJITSU AOUA168ULBV5	1,2
ACC-5,6	ROOF	108-111	10	120	135	740	3.2	31.5	60	43.9	3/208/60	66-9/16 X 48-13/16 X 30-1/8	622	11.3	FUJITSU AOUA120ULBV5	1,2
ACC-7,8	ROOF	105-107	10	120	135	740	3.2	31.5	60	43.9	3/208/60	66-9/16 X 48-13/16 X 30-1/8	622	11.3	FUJITSU AOUA120ULBV5	1,2
ACC-9,10	ROOF	207-210	10	120	135	740	3.2	31.5	60	43.9	3/208/60	66-9/16 X 48-13/16 X 30-1/8	622	11.3	FUJITSU AOUA120ULBV5	1,2
ACC-11,12	ROOF	204-206	10	120	135	740	3.2	31.5	60	43.9	3/208/60	66-9/16 X 48-13/16 X 30-1/8	622	11.3	FUJITSU AOUA120ULBV5	1,2
ACC-13,14	ROOF	309-312	10	120	135	740	3.2	31.5	60	43.9	3/208/60	66-9/16 X 48-13/16 X 30-1/8	622	11.3	FUJITSU AOUA120ULBV5	1,2
ACC-15,16	ROOF	305-308	10	120	135	740	3.2	31.5	60	43.9	3/208/60	66-9/16 X 48-13/16 X 30-1/8	622	11.3	FUJITSU AOUA120ULBV5	1,2
ACC-17	ROOF	303-304	10	120	135	740	3.2	31.5	60	43.9	3/208/60	66-9/16 X 48-13/16 X 30-1/8	622	11.3	FUJITSU AOUA120ULBV5	1,2
ACC-18	ROOF	201B, 202A, 212, 212A	10	120	135	740	3.2	31.5	60	43.9	3/208/60	66-9/16 X 48-13/16 X 30-1/8	622	11.3	FUJITSU AOUA120ULBV5	1,2
ACC-19,20	ROOF	300A, 300B, 301, 301A, 302	10	120	135	740	3.2	31.5	60	43.9	3/208/60	66-9/16 X 48-13/16 X 30-1/8	622	11.3	FUJITSU AOUA120ULBV5	1,2
ACC-21,22	ROOF	300C, 301B	10	120	135	740	3.2	31.5	60	43.9	3/208/60	66-9/16 X 48-13/16 X 30-1/8	622	11.3	FUJITSU AOUA120ULBV5	1,2
ACC-23	ROOF	400, 400B, 400C, 404	8	96	108	740	3.3	26.4	50	37.7	3/208/60	66-9/16 X 36-5/8 X 30-1/8	570	13.2	FUJITSU AOUA96ULBV5	1,2
ACC-24	ROOF	101A, 101G	3	36	42	200	1	14.2	30	29.8	3/208/60	52-1/2 X 38-3/16 X 14-9/16	262	10.6	FUJITSU AOU36RLAVM4	1,2
ACC-25	ROOF	200, 200B, 202	6	72	81	740	3.3	19.7	40	29.3	3/208/60	66-9/16 X 36-5/8 X 30-1/8	569	14.9	FUJITSU AOUA72ULBV5	1,2
ACC-26	CAFETERIA	100	-	34.5	-	-	14	11.6	25	17	3/208/60	56-1/4 X 61-1/2 X 29-1/4	397	13.7	AAON CFA-003-A-A-8-BA00G	1,2
ACC-27	CAFETERIA	100	-	34.5	-	-	14	11.6	25	17	3/208/60	56-1/4 X 61-1/2 X 29-1/4	397	13.7	AAON CFA-003-A-A-8-BA00G	1,2
SSO-1	ROOF	102	6	72	81	740	3.3	19.7	40	29.3	3/208/60	66-9/16 X 36-5/8 X 30-1/8	569	14.9	FUJITSU AOUA72ULBV5	1,2

NOTES:
1. FACTORY MOUNTED DISCONNECT
2. LOW AMBIENT TEMPERATURE KIT

UNIT VENTILATOR SCHEDULE

TAG	ROOM SERVES	SA	OA	UNIT TYPE	ELECTRICAL		WINTER		HW COIL CAPACITY							DX COIL CAPACITY				TYPICAL UNIT MFG & MODEL NO.	NOTES:
					MCA	VOLT/Ø	OA °F	RA °F	EWT °F	LWT °F	EAT °F	LAT °F	MBH	WPD	GPM	REF.	EAT °F	LAT °F	MBH		
UV-1	CAFÉ	1500	975	VERT	5.9	120/1	2	65	180	133	23.0	101	136.0	5.0	6.0	410A	85/70	*62/59*	54.0	MAGIC AIRE MAUV5	1,2,3,4,5
UV-2	CAFÉ	1500	975	VERT	5.9	120/1	2	65	180	133	23.0	101	136.0	5.0	6.0	410A	85/70	*62/59*	54.0	MAGIC AIRE MAUV5	1,2,3,4,5

NOTES:
1. FACTORY MOUNTED AND WIRED DISCONNECT.
2. CONDENSATE PUMP, DRAIN PAN ALARM.
3. FULL ADAPTER WITH ENCLOSED PIPE TUNNEL, FINISHED ENDS.
4. ECM MOTORS.
5. MERV 13 FILTERS.

OUTDOOR AIR VENTILATION

SPACE NAME		HVAC SYSTEM	SPACE MAXIMUM SUPPLY (CFM)	FLOOR AREA (SQ FT)	OCCUPANT DENSITY (PERSON/SQ FT)	TOTAL OCCUPANCY FOR VENTILATION (PEOPLE/1000 SQ FT)	PEOPLE OUTDOOR AIRFLOW RATE (CFM/PERSON)	AREA OUTDOOR AIRFLOW RATE (CFM/SQ FT)	EXHAUST AIRFLOW RATE (CFM/SQ FT)	AIR DISTRIBION EFFECTIVENESS	BREATHING ZONE OUTDOOR AIR (CFM)	ZONE OUTDOOR AIRFLOW (CFM)	ADJUSTED CFM
ROOM #	CLASSIFICATION		Vpz	Az	a		Rp	Ra		Ez	Vbz	Voz	
100	CAFETERIA	RTU-3	4,130	2211 SF	100	222	7.5	0.18	-	0.8	2063	2579	3200
101A	LIBRARY	SSI-34	211	196 SF	10	2	5.0	0.12	-	0.8	34	42	50
101G	CLASSROOMS (5-8)	SSI-35	360	263 SF	25	7	10.0	0.12	-	0.8	102	127	165
102	MAIN ENTRY LOBBIES	FC-1	306	278 SF	10	3	5.0	0.06	-	0.8	32	40	50
103	OFFICE SPACES	SSI-39	160	192 SF	5	1	5.0	0.06	-	0.8	17	21	50
105	CLASSROOMS (9+)	SSI-32,33	1,350	810 SF	35	29	10.0	0.12	-	0.8	387	484	500
106	CLASSROOMS (9+)	SSI-20,21	1,350	810 SF	35	29	10.0	0.12	-	0.8	387	484	500
107	CLASSROOMS (9+)	SSI-30,31	1,350	810 SF	35	29	10.0	0.12	-	0.8	387	484	500
108	CLASSROOMS (9+)	SSI-22,23	1,350	810 SF	35	29	10.0	0.12	-	0.8	387	484	500
109	CLASSROOMS (9+)	SSI-28,29	1,350	810 SF	35	29	10.0	0.12	-	0.8	387	484	500
110	CLASSROOMS (9+)	SSI-24,25	1,350	810 SF	35	29	10.0	0.12	-	0.8	387	484	500
111	CLASSROOMS (9+)	SSI-26,27	1,350	810 SF	35	29	10.0	0.12	-	0.8	387	484	500
200	COMPUTER LAB	SSI-37	306	235 SF	25	6	10.0	0.12	-	0.8	88	110	110
200B	COMPUTER LAB	SSI-36	292	192 SF	25	5	10.0	0.12	-	0.8	73	91	100
201B	TELEPHONE/DATA ENTRY	SSI-52	131	231 SF	60	14	5.0	0.06	-	0.8	84	105	110
202	OFFICE SPACES	SSI-38	358	305 SF	5	2	5.0	0.06	-	0.8	28	35	50
202A	OFFICE SPACES	SSI-53	310	343 SF	5	2	5.0	0.06	-	0.8	31	38	50
204	OFFICE SPACES	SSI-39	395	364 SF	5	2	5.0	0.06	-	0.8	32	40	50
205	CLASSROOMS (5-8)	SSI-50,51	1,350	837 SF	25	21	10.0	0.12	-	0.8	310	388	505
206	CLASSROOMS (9+)	SSI-40,41	1,350	837 SF	35	30	10.0	0.12	-	0.8	400	501	505
207	CLASSROOMS (9+)	SSI-48,49	1,350	810 SF	35	29	10.0	0.12	-	0.8	387	484	500
208	CLASSROOMS (5-8)	SSI-42,43	1,350	810 SF	25	21	10.0	0.12	-	0.8	307	384	500
209	CLASSROOMS (5-8)	SSI-46,47	1,350	810 SF	25	21	10.0	0.12	-	0.8	307	384	500
210	CLASSROOMS (9+)	SSI-44,45	1,350	810 SF	35	29	10.0	0.12	-	0.8	387	484	500
212	OFFICE SPACES	SSI-54	182	229 SF	5	2	5.0	0.06	-	0.8	24	30	50
212A	OFFICE SPACES	SSI-55	147	184 SF	5	1	5.0	0.06	-	0.8	16	20	50
300A	CLASSROOMS (5-8)	SSI-59	305	296 SF	25	8	10.0	0.12	-	0.8	116	144	200
300B	OFFICE SPACES	SSI-58	251	350 SF	5	2	5.0	0.06	-	0.8	31	39	50
300C	MUSIC/THEATER/DANCE	SSI-56,57	1,350	838 SF	35	30	10.0	0.06	-	0.8	350	438	450
301	CLASSROOMS (5-8)	SSI-61,62	1,350	840 SF	25	21	10.0	0.12	-	0.8	311	389	500
301A	CLASSROOMS (5-8)	SSI-63,64	1,350	840 SF	25	21	10.0	0.12	-	0.8	311	389	500
301B	ART CLASSROOM	SSI-65,66	1,115	835 SF	20	17	10.0	0.18	0.70	0.8	320	668	670
302	COPY, PRINTING ROOMS	SSI-60	485	511 SF	4	3	5.0	0.06	0.50	0.8	46	409	410
303	CLASSROOMS (5-8)	SSI-84,85	1,350	833 SF	25	21	10.0	0.12	-	0.8	310	387	500
304	CLASSROOMS (5-8)	SSI-67	579	329 SF	25	9	10.0	0.12	-	0.8	129	162	200
305	CLASSROOMS (9+)	SSI-82,83	1,350	835 SF	35	30	10.0	0.12	-	0.8	400	500	500
306	CLASSROOMS (9+)	SSI-68,69	1,350	835 SF	35	30	10.0	0.12	-	0.8	400	500	500
307	CLASSROOMS (9+)	SSI-80,81	1,350	835 SF	35	30	10.0	0.12	-	0.8	400	500	500
308	CLASSROOMS (9+)	SSI-70,71	1,350	835 SF	35	30	10.0	0.12	-	0.8	400	500	500
309	CLASSROOMS (9+)	SSI-78,79	1,350	838 SF	35	30	10.0	0.12	-	0.8	401	501	505
310	CLASSROOMS (5-8)	SSI-72,73	1,350	838 SF	25	21	10.0	0.12	-	0.8	311	388	505
311	CLASSROOMS (5-8)	SSI-76,77	1,350	840 SF	25	21	10.0	0.12	-	0.8	311	389	505
312	CLASSROOMS (5-8)	SSI-74,75	1,350	840 SF	25	21	10.0	0.12	-	0.8	311	389	505
400	RECEPTION AREAS	SSI-18,19	330	509 SF	30	16	5.0	0.06	-	0.8	111	138	150
400B	OFFICE SPACES	SSI-16	150	256 SF	5	2	5.0	0.06	-	0.8	25	32	50
400C	OFFICE SPACES	SSI-17	370	237 SF	5	2	5.0	0.06	-	0.8	24	30	50
404	CONFERENCE	SSI-15	730	340 SF	50	17	5.0	0.06	-	0.8	105	132	140
405	CLASSROOMS (9+)	SSI-7,8	1,350	808 SF	35	29	10.0	0.12	-	0.8	387	484	500
406	CLASSROOMS (9+)	SSI-13,14	1,350	797 SF	35	28	10.0	0.12	-	0.8	376	470	500
407	CLASSROOMS (9+)	SSI-5,6	1,350	797 SF	35	28	10.0	0.12	-	0.8	376	470	500
408	CLASSROOMS (9+)	SSI-11,12	1,350	797 SF	35	28	10.0	0.12	-	0.8	376	470	500
409	CLASSROOMS (9+)	SSI-3,4	1,350	797 SF	35	28	10.0	0.12	-	0.8	376	470	500
410	CLASSROOMS (9+)	SSI-9,10	1,350	797 SF	35	28	10.0	0.12	-	0.8	376	470	500
411	CLASSROOMS (9+)	SSI-1,2	1,350	797 SF	35	28	10.0	0.12	-	0.8	376	470	500
500	MULTIUSE ASSEMBLY	RTU-1	7,350	3877 SF	100	388	7.5	0.06	-	0.8	3143	3928	4000
501	MULTIUSE ASSEMBLY	RTU-2	2,000	1044 SF	100	105	7.5	0.06	-	0.8	850	1063	1100
A	CORRIDOR	(E)CUH	400	672 SF	-	-	-	0.06	-	0.8	40	50	50
C1	CORRIDOR	(E)CUH	400	1118 SF	-	-	-	0.06	-	0.8	67	84	90
C2	CORRIDOR	ERU-6	400	1132 SF	-	-	-	0.06	-	0.8	68	85	90
D	CORRIDOR	ERU-6	400	548 SF	-	-	-	0.06	-	0.8	33	41	50
E	CORRIDOR	ERU-9	400	1761 SF	-	-	-	0.06	-	0.8	106	132	140
F	CORRIDOR	ERU-9	100	1184 SF	-	-	-	0.06	-	0.8	71	89	90
B	CORRIDOR	(E)CUH	400	996 SF	-	-	-	0.06	-	0.8	60	75	75

CPL | Architecture Engineering Planning
50 Front Street Suite 202,
Newburgh, NY 12550
CPLteam.com

SOUTH ORANGETOWN Central School District
Capital Improvements Bond
Essential Infrastructure for Student Health, Safety and Success

PROJECT INFORMATION

Project Number
14457.20

Client Name
SOUTH ORANGETOWN CENTRAL SCHOOL DISTRICT

Project Name
PHASE 1: 2022 BOND

District Office Address
160 VAN WYCK RD.
BLAUVELT, NY 10913

SOUTH ORANGETOWN CSD
- ☐ WILLIAM O. SCHAEFER SED#:50-03-01-06-0-012-019
- ☐ COITTAGE LANE ELEMENTARY SED#:50-03-01-06-0-010-022
- ☐ TAPPAN ZEE HIGH SCHOOL SED#:50-03-01-06-0-006-032
- ☐ WILLIAM O. SCHAEFER S&L SED#: 50-03-01-06-0-012-020
- ☐ COITTAGE LANE S&L SED#: 50-03-01-06-0-010-023
- ☐ COITTAGE LANE LIBRARY S&L SED#:: 50-03-01-06-8-023-002
- ☐ WOS OUTDOOR CLASSROOM SED#:: 50-03-01-06-7-053-001
- ☐ SOMS OUTDOOR CLASSROOM SED#: 50-03-01-06-7-056-001
- ☐ CLE OUTDOOR CLASSROOM SED#:: 50-03-01-06-7-054-001
- ☐ TDHS OUTDOOR CLASSROOM SED#:: 50-03-01-06-7-055-001

PROJECT ISSUE & REVISION SCHEDULE

vv	Date	Description

PROFESSIONAL STAMPS

NEW YORK STATE EDUCATION STATEMENT
IT IS A VIOLATION OF THE NEW YORK STATE EDUCATION LAW AND THE COMMISSIONER'S REGULATIONS FOR ANY PERSON, UNLESS ACTING UNDER THE DIRECTION OF A LICENSED ARCHITECT, ENGINEER OR LAND SURVEYOR, TO ALTER AN ITEM IN ANY WAY. IF AN ITEM BEARING THE SEAL OF AN ARCHITECT, ENGINEER OR SURVEYOR IS ALTERED, THE ALTERING PARTY SHALL AFFIX TO THE ITEM THEIR SEAL AND THE NOTATION "ALTERED BY" FOLLOWED BY THEIR SIGNATURE AND THE DATE OF SUCH ALTERATION, AND A SPECIFIC DESCRIPTION OF THE ALTERATION.

SHEET INFORMATION

Issued	Scale
10/18/23	NTS

Project Status
BID DOCUMENT

Drawn By	Checked By
KCM	JJM

Drawing Title
SED CALCS

Drawing Number
CLE H902

10/18/2023 9:24:13 AM <project location> REVIT PROJECT FILES ON BIM360

KEY NOTES:

1. REMOVE EXISTING UNIT VENTILATOR, LOUVER AND SLEEVE TO REMAIN. DISCONNECT PIPING AT FINTUBE. REFER TO ARCHITECTURAL PLANS. MAINTAIN PIPE LOOP. PREPARE FOR NEW WORK.
2. REMOVE EXISTING ROOM TEMPERATURE SENSOR AND WIRING BACK TO CONTROL HEAD END. PREPARE FOR NEW WORK.
3. REMOVE EXISTING EXHAUST DUCTWORK AND GRILLE TO THE EXHAUST FAN.
4. REMOVE EXISTING LOW RELIEF AIR GRILLE IN ROOM. HIGH RELIEF AIR GRILLE IN COORIDOR AND DUCTWORK WITHIN WALL.
5. REMOVE EXISTING DUCT UP TO ROOF.
6. PREPARE EXISTING UNIT FOR NEW CONTROLS. **BID ALTERNATE MC-01.**

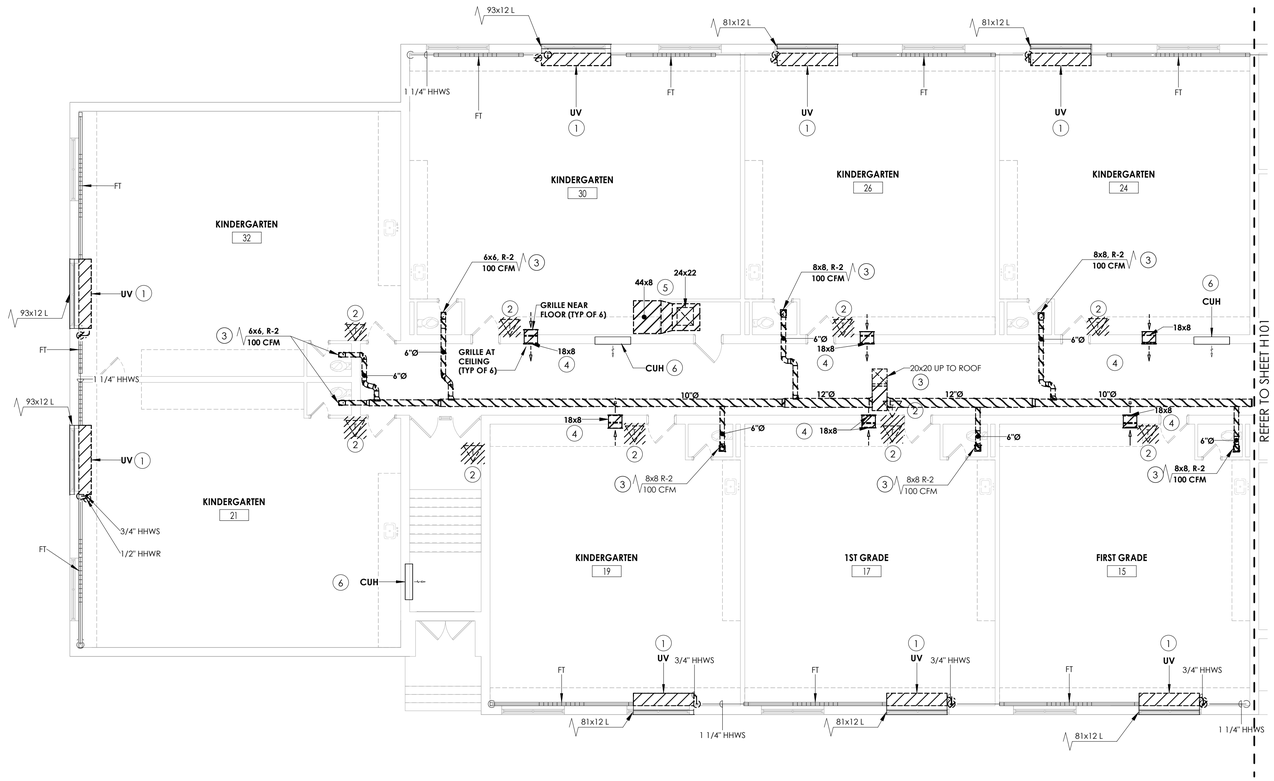

1 / H100 **FIRST FLOOR DEMOLITION PLAN- AREA A**

1/8" = 1'-0"

KEY PLAN:

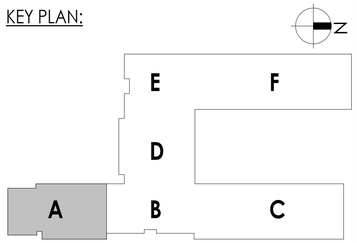

CPL | Architecture Engineering Planning
50 Front Street Suite 202,
Newburgh, NY 12550
CPLteam.com

SOUTH ORANGETOWN Central School District

Capital Improvements Bond

Essential Infrastructure for Student Health, Safety and Success

PROJECT INFORMATION

Project Number
14457.20

Client Name
SOUTH ORANGETOWN CENTRAL SCHOOL DISTRICT

Project Name
PHASE 1: 2022 BOND

District Office Address
160 VAN WYCK RD, BLAUVELT, NY 10913

SOUTH ORANGETOWN CSD
- ■ WILLIAM O. SCHAEFER SED#:50-03-01-06-0-012-019
- ☐ COTTAGE LANE ELEMENTARY SED#:50-03-01-06-0-010-022
- ☐ TAPPAN ZEE HIGH SCHOOL SED#:50-03-01-06-0-006-032
- ☐ WILLIAM O. SCHAEFER S&L SED#: 50-03-01-06-0-012-020
- ☐ COTTAGE LANE S&L SED#: 50-03-01-06-0-010-023
- ☐ COTTAGE LANE LIBRARY S&L SED#: 50-03-01-06-8-023-002
- ☐ WOS OUTDOOR CLASSROOM SED#: 50-03-01-06-7-053-001
- ☐ SOMS OUTDOOR CLASSROOM SED#: 50-03-01-06-7-056-001
- ☐ CLE OUTDOOR CLASSROOM SED#: 50-03-01-06-7-054-001
- ☐ TZHS OUTDOOR CLASSROOM SED#: 50-03-01-06-7-055-001

PROJECT ISSUE & REVISION SCHEDULE

No.	Date	Description

PROFESSIONAL STAMPS

NEW YORK STATE EDUCATION STATEMENT
IT IS A VIOLATION OF THE NEW YORK STATE EDUCATION LAW AND THE COMMISSIONER'S REGULATIONS FOR ANY PERSON, UNLESS ACTING UNDER THE DIRECTION OF A LICENSED ARCHITECT, ENGINEER OR LAND SURVEYOR, TO ALTER AN ITEM IN ANY WAY. IF AN ITEM BEARING THE SEAL OF AN ARCHITECT, ENGINEER OR SURVEYOR IS ALTERED, THE ALTERING PARTY SHALL AFFIX TO THE ITEM THEIR SEAL AND THE NOTATION "ALTERED BY" FOLLOWED BY THEIR SIGNATURE AND THE DATE OF SUCH ALTERATION, AND A SPECIFIC DESCRIPTION OF THE ALTERATION.

SHEET INFORMATION

Issued	Scale
10/18/2023	1/8" = 1'-0"

Project Status
BID DOCUMENT

Drawn By	Checked By
KCM	JJM

Drawing Title
FIRST FLOOR DEMOLITION PLANS- AREA A

Drawing Number
WOS H100

10/18/2023 8:50:19 AM <project location> REVIT PROJECT FILES ON BIM360

KEY NOTES:

1. REMOVE EXISTING UNIT VENTILATOR, LOUVER AND SLEEVE TO REMAIN. CUT AND CAP PIPING AT FINTUBE. REFER TO ARCHITECTURAL PLAN. MAINTAIN THE PIPING LOOP. PREPARE FOR NEW WORK.
2. REMOVE EXISTING ROOM TEMPERATURE SENSOR AND WIRING BACK TO CONTROL HEAD END.
3. REMOVE EXISTING GRILLE AND DUCTWORK UP TO ROOF.
4. REMOVE EXISTING HEATING/COOLING UNIT. REMOVE ALL ASSOCIATED PIPING, DUCTWORK, AND CONTROLS. REMOVE ALL RLL/RSL PIPING FROM UNIT TO CONDENSING UNIT ON ROOF. PRIOR REMOVAL, DRAIN ALL PIPING AND DISPOSE OF ALL REFRIGERANT PER THE LATEST ADAPTED RULES AND REGULATIONS BY THE UNITED STATES ENVIRONMENTAL PROTECTION AGENCY (EPA). CONTRACTOR OR TECHNICIAN PERFORMING THE WORK SHALL BE AN EPA APPROVED AGENT OR ORGANIZATION.
5. REMOVE EXISTING EXHAUST BRANCH DUCTWORK TO POINT INDICATED AND CAP.
6. REMOVE EXISTING CABINET UNIT HEATER, INCLUDING CONTROLS AND WIRING. CUT AND CAP ASSOCIATED PIPING.
7. PREPARE EXISTING EQUIPMENT FOR NEW CONTROLS. **BID ALTERNATE MC-01.**
8. REMOVE EXISTING LOW RELIEF AIR GRILLE IN ROOM AND HIGH RELIEF AIR GRILLE IN COORIDOR. ABANDON DUCTWORK WITHIN WALL. G.C TO PATCH WALL OPENINGS.
9. CAP DUCT AT THIS POINT.
10. REMOVE TRANSFER DUCT AND GRILLES.
11. PREPARE EXISTING FAN FOR REBALANCING.

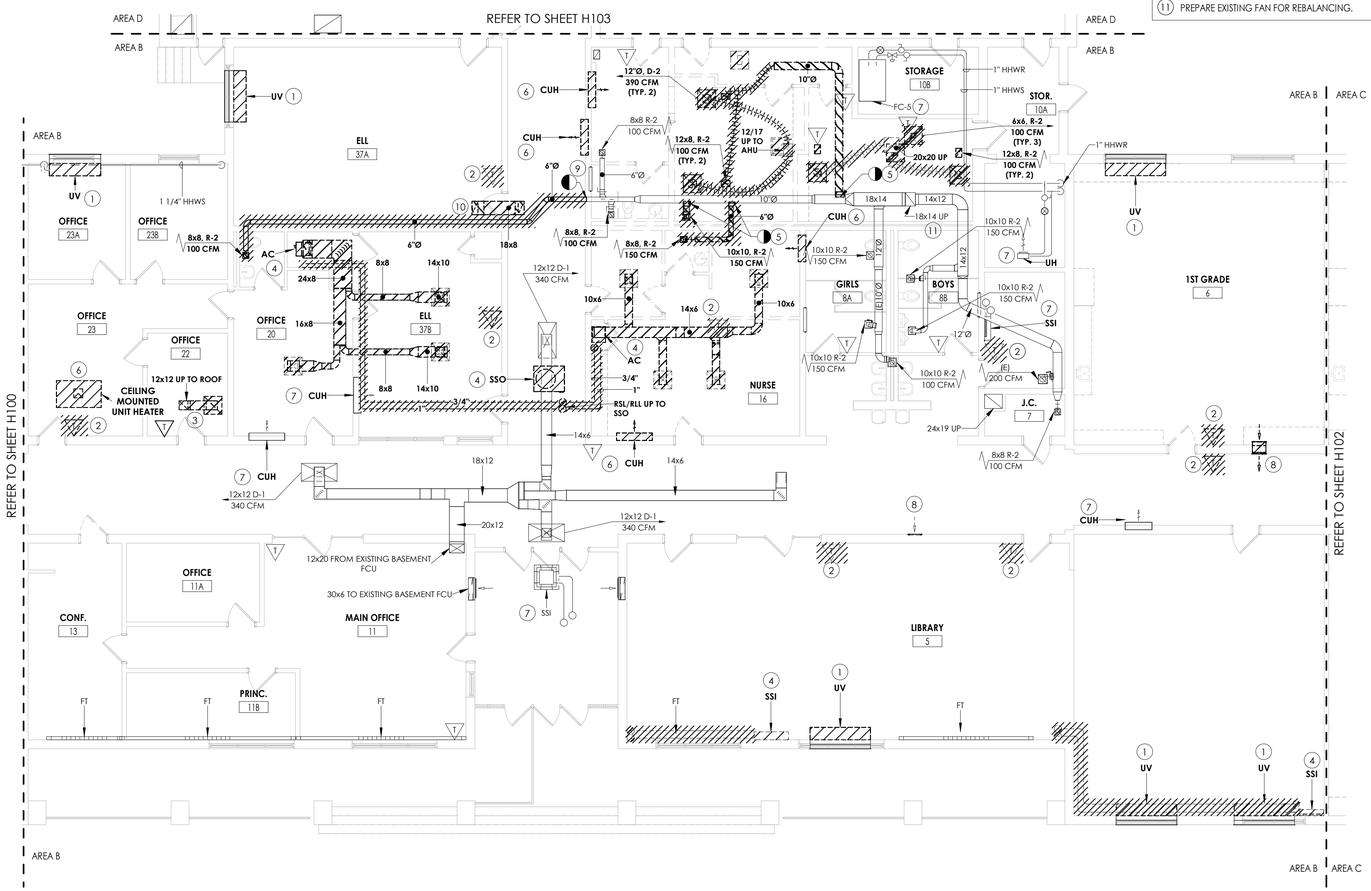

1 / H101 **FIRST FLOOR DEMOLITION PLAN- AREA B**

1/8" = 1'-0"

KEY PLAN:

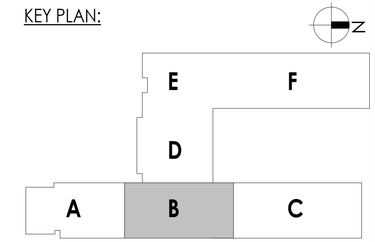

CPL | Architecture Engineering Planning
50 Front Street Suite 202,
Newburgh, NY 12550
CPLteam.com

SOUTH ORANGETOWN Central School District

Capital Improvements Bond

Essential Infrastructure for Student Health, Safety and Success

PROJECT INFORMATION

Project Number
14457.20

Client Name
SOUTH ORANGETOWN CENTRAL SCHOOL DISTRICT

Project Name
PHASE 1: 2022 BOND

District Office Address
160 VAN WYCK RD, BLAUVELT, NY 10913

SOUTH ORANGETOWN CSD

- ■ WILLIAM O. SCHAEFER SED# 50-03-01-06-0-012-019
- ☐ COTTAGE LANE ELEMENTARY SED#:50-03-01-06-0-010-022
- ☐ TAPPAN ZEE HIGH SCHOOL SED#:50-03-01-06-0-006-032
- ☐ WILLIAM O. SCHAEFER S&L SED#: 50-03-01-06-0-012-020
- ☐ COTTAGE LANE S&L SED#: 50-03-01-06-0-010-023
- ☐ COTTAGE LANE LIBRARY S&L SED#: 50-03-01-06-8-023-002
- ☐ WOS OUTDOOR CLASSROOM SED#: 50-03-01-06-7-053-001
- ☐ SOMS OUTDOOR CLASSROOM SED#: 50-03-01-06-7-056-001
- ☐ CLE OUTDOOR CLASSROOM SED#: 50-03-01-06-7-054-001
- ☐ TDHS OUTDOOR CLASSROOM SED#: 50-03-01-06-7-055-001

PROJECT ISSUE & REVISION SCHEDULE

No.	Date	Description

PROFESSIONAL STAMPS

NEW YORK STATE EDUCATION STATEMENT

IT IS A VIOLATION OF THE NEW YORK STATE EDUCATION LAW AND THE COMMISSIONER'S REGULATIONS FOR ANY PERSON, UNLESS ACTING UNDER THE DIRECTION OF A LICENSED ARCHITECT, ENGINEER OR LAND SURVEYOR, TO ALTER AN ITEM IN ANY WAY. IF AN ITEM BEARING THE SEAL OF AN ARCHITECT, ENGINEER OR SURVEYOR IS ALTERED THE ALTERING ARCHITECT, ENGINEER OR SURVEYOR SHALL AFFIX TO THE ITEM THE ALTERED ITEM THEIR SIGNATURE AND THE DATE OF SUCH ALTERATION, AND A SPECIFIC DESCRIPTION OF THE ALTERATION.

SHEET INFORMATION

Issued	Scale
10/18/2023	1/8" = 1'-0"

Project Status
BID DOCUMENT

Drawn By	Checked By
KCM	JJM

Drawing Title
FIRST FLOOR DEMOLITION PLANS- AREA B

Drawing Number
WOS
H101

10/18/2023 8:50:24 AM <project location> REVIT PROJECT FILES ON BIM360

KEY NOTES

1. REMOVE EXISTING UNIT VENTILATOR, LOUVER AND SLEEVE TO REMAIN. DISCONNECT PIPING AT FINTUBE. REFER TO ARCH. PLANS. MAINTAIN PIPING LOOP. PREPARE FOR NEW WORK.
2. REMOVE EXISTING ROOM TEMPERATURE SENSOR AND WRING BACK TO CONTROL HEAD END. PREPARE FOR NEW WORK.
3. REMOVE EXISTING DUCT, GRILLES, AND SUPPORTS UP TO ROOF.
4. REMOVE CONTROLS AND PREPARE EXISTING EQUIPMENT FOR NEW CONTROLS. **BID ALTERNATE MC-01.**
5. REMOVE EXISTING RELIEF AIR GRILLE AND ASSOCIATED DUCTWORK UP TO ROOF FAN.
6. REMOVE EXISTING LOW RELIEF AIR GRILLE IN ROOM AND HIGH RELIEF AIR GRILLE IN COORIDOR. ABANDON DUCTWORK WITHIN WALL. G.C TO PATCH WALL OPENINGS.

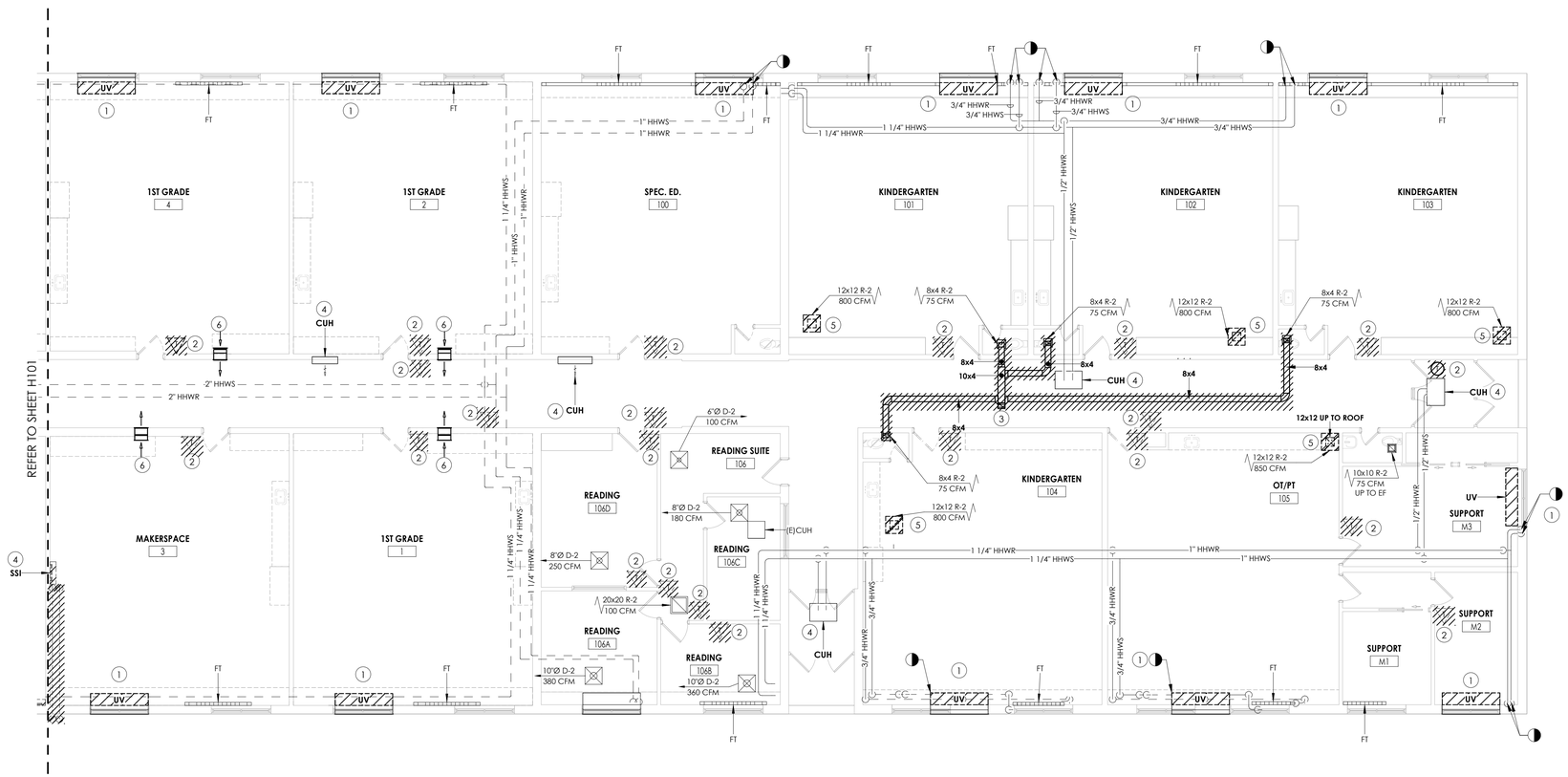

1 / H102 **FIRST FLOOR DEMOLITION PLAN- AREA C**

1/8" = 1'-0"

KEY PLAN:

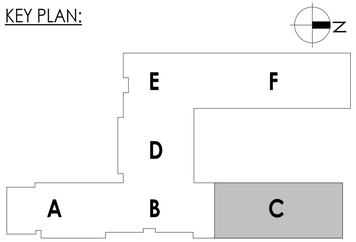

CPL | Architecture Engineering Planning
50 Front Street Suite 202,
Newburgh, NY 12550
CPLteam.com

SOUTH ORANGETOWN Central School District

Capital Improvements Bond

Essential Infrastructure for Student Health, Safety and Success

PROJECT INFORMATION

Project Number
14457.20

Client Name
SOUTH ORANGETOWN CENTRAL SCHOOL DISTRICT

Project Name
PHASE 1: 2022 BOND

District Office Address
160 VAN WYCK RD, BLAUVELT, NY 10913

SOUTH ORANGETOWN CSD
- ■ WILLIAM O. SCHAEFER SED# 50-03-01-06-0-012-019
- COTTAGE LANE ELEMENTARY SED#:50-03-01-06-0-010-022
- TAPPAN ZEE HIGH SCHOOL SED#:50-03-01-06-0-006-032
- WILLIAM O. SCHAEFER S&L SED#: 50-03-01-06-0-012-020
- COTTAGE LANE S&L SED#: 50-03-01-06-0-010-023
- COTTAGE LANE LIBRARY S&L SED#: 50-03-01-06-8-023-002
- WOS OUTDOOR CLASSROOM SED#: 50-03-01-06-7-053-001
- SOMS OUTDOOR CLASSROOM SED#: 50-03-01-06-7-056-001
- CLE OUTDOOR CLASSROOM SED#: 50-03-01-06-7-054-001
- TDHS OUTDOOR CLASSROOM SED#: 50-03-01-06-7-055-001

PROJECT ISSUE & REVISION SCHEDULE

No.	Date	Description

PROFESSIONAL STAMPS

NEW YORK STATE EDUCATION STATEMENT

IT IS A VIOLATION OF THE NEW YORK STATE EDUCATION LAW AND THE COMMISSIONER'S REGULATIONS FOR ANY PERSON, UNLESS ACTING UNDER THE DIRECTION OF A LICENSED ARCHITECT, ENGINEER OR LAND SURVEYOR, TO ALTER AN ITEM IN ANY WAY. IF AN ITEM BEARING THE SEAL OF AN ARCHITECT, ENGINEER OR SURVEYOR IS ALTERED, THE ALTERING PARTY SHALL AFFIX TO THE ITEM THEIR SEAL AND THE NOTATION "ALTERED BY" FOLLOWED BY THEIR SIGNATURE AND THE DATE OF SUCH ALTERATION, AND A SPECIFIC DESCRIPTION OF THE ALTERATION.

SHEET INFORMATION

Issued	Scale
10/18/2023	1/8" = 1'-0"

Project Status
BID DOCUMENT

Drawn By	Checked By
KCM	JJM

Drawing Title
FIRST FLOOR DEMOLITION PLAN- AREA C

Drawing Number
WOS
H102

10/18/2023 8:50:28 AM <project location> REVIT PROJECT FILES ON BIM360

KEY NOTES:

1. MECHANICALLY CLEAN ALL DUCTWORK SHOWN ON PLAN. PREPARE FOR SYSTEM RE-BALANCING.

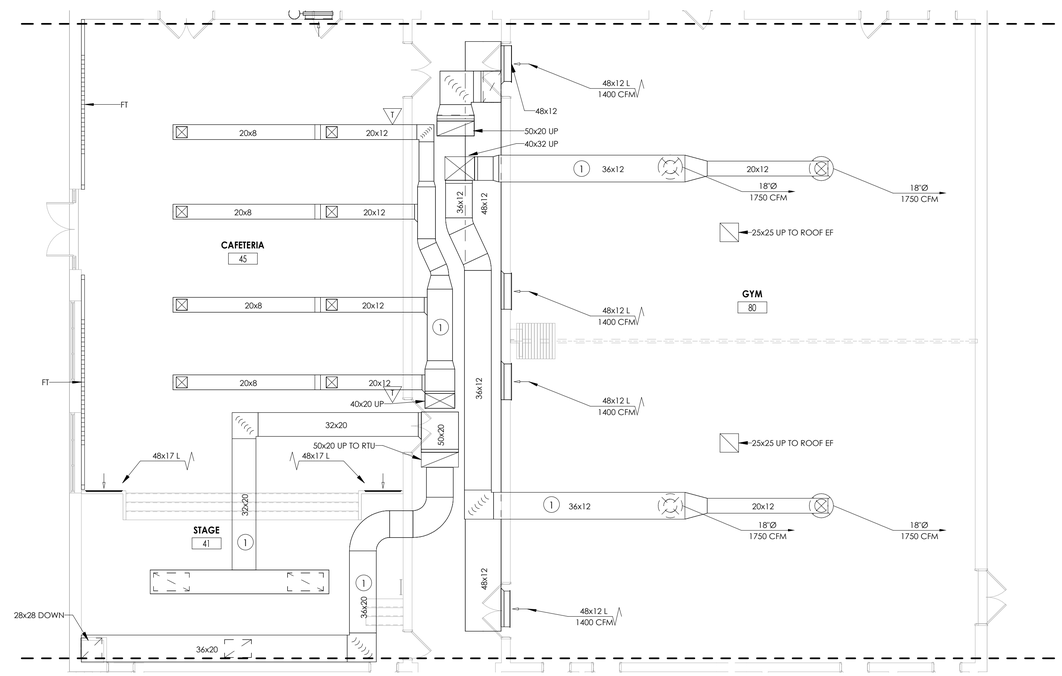

1 H103 **FIRST FLOOR DEMOLITION PLAN- AREA D**

1/8" = 1'-0"

KEY PLAN:

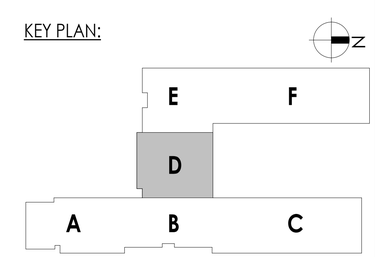

CPL | Architecture Engineering Planning
50 Front Street Suite 202,
Newburgh, NY 12550
CPLteam.com

SOUTH ORANGETOWN Central School District

Capital Improvements Bond

Essential Infrastructure for Student Health, Safety and Success

PROJECT INFORMATION

Project Number
14457.20

Client Name
SOUTH ORANGETOWN CENTRAL SCHOOL DISTRICT

Project Name
PHASE 1: 2022 BOND

District Office Address
160 VAN WYCK RD, BLAUVELT, NY 10913

SOUTH ORANGETOWN CSD

- ■ WILLIAM O. SCHAEFER SED#:50-03-01-06-0-012-019
- ☐ COTTAGE LANE ELEMENTARY SED#:50-03-01-06-0-010-022
- ☐ TAPPAN ZEE HIGH SCHOOL SED#:50-03-01-06-0-006-032
- ☐ WILLIAM O. SCHAEFER S&L SED#: 50-03-01-06-0-012-020
- ☐ COTTAGE LANE S&L SED#: 50-03-01-06-0-010-023
- ☐ COTTAGE LANE LIBRARY S&L SED#: 50-03-01-06-8-023-002
- ☐ WOS OUTDOOR CLASSROOM SED#: 50-03-01-06-7-053-001
- ☐ SOMS OUTDOOR CLASSROOM SED#: 50-03-01-06-7-056-001
- ☐ CLE OUTDOOR CLASSROOM SED#: 50-03-01-06-7-054-001
- ☐ TDHS OUTDOOR CLASSROOM SED#: 50-03-01-06-7-055-001

PROJECT ISSUE & REVISION SCHEDULE

No.	Date	Description

PROFESSIONAL STAMPS

NEW YORK STATE EDUCATION STATEMENT

IT IS A VIOLATION OF THE NEW YORK STATE EDUCATION LAW AND THE COMMISSIONER'S REGULATIONS FOR ANY PERSON, UNLESS ACTING UNDER THE DIRECTION OF A LICENSED ARCHITECT, ENGINEER OR LAND SURVEYOR, TO ALTER AN ITEM IN ANY WAY. IF AN ITEM BEARING THE SEAL OF AN ARCHITECT, ENGINEER OR LAND SURVEYOR IS ALTERED, THE ALTERING PARTY SHALL AFFIX TO THE ITEM THEIR SEAL AND THE NOTATION "ALTERED BY" FOLLOWED BY THEIR SIGNATURE AND THE DATE OF SUCH ALTERATION, AND A SPECIFIC DESCRIPTION OF THE ALTERATION.

SHEET INFORMATION

Issued	Scale
10/18/2023	1/8" = 1'-0"

Project Status
BID DOCUMENT

Drawn By	Checked By
KCM	JJM

Drawing Title
FIRST FLOOR DEMOLITION PLANS- AREA D

Drawing Number
WOS
H103

10/18/2023 8:50:31 AM <project location> REVIT PROJECT FILES ON BIM360

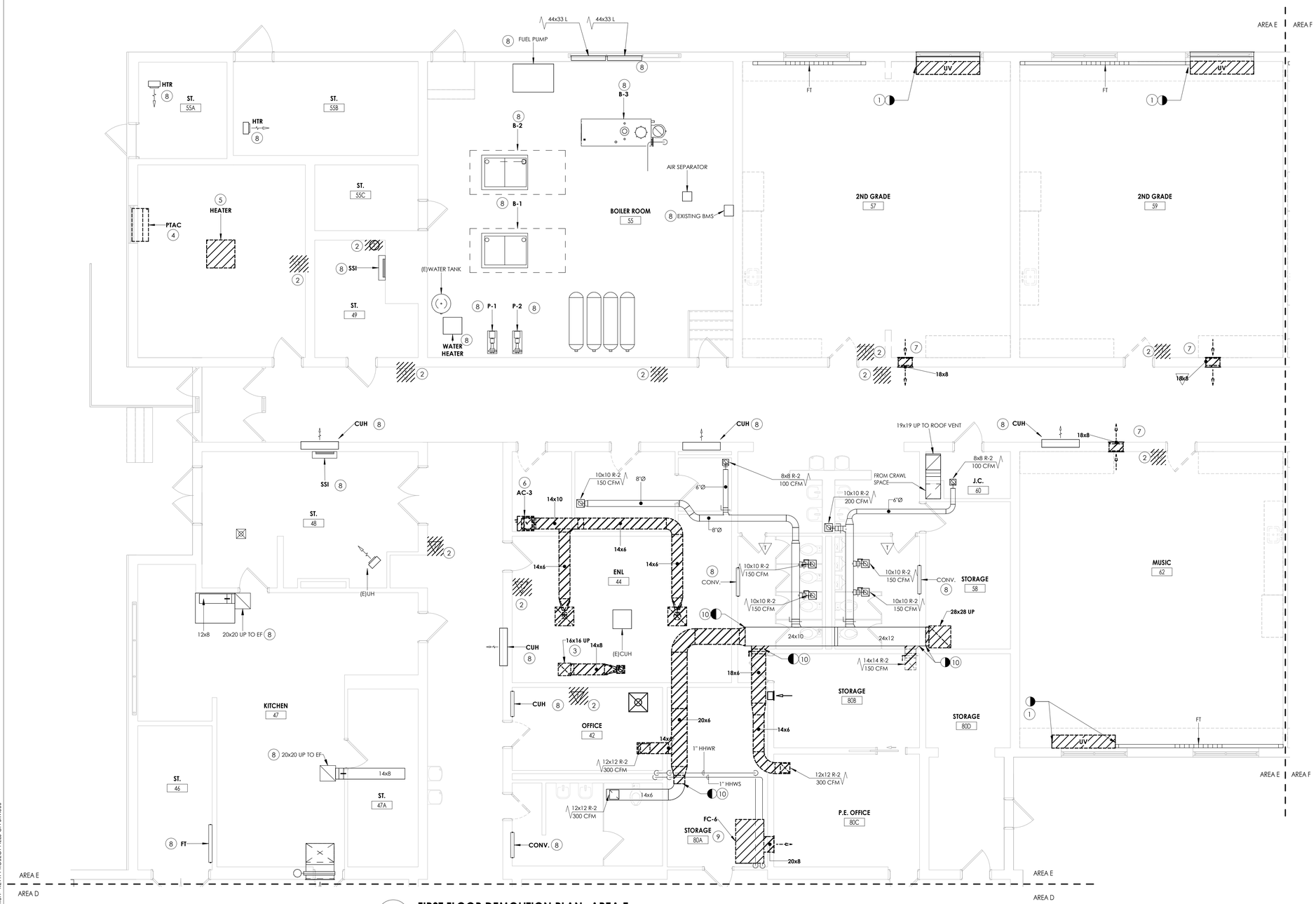

1 H104 **FIRST FLOOR DEMOLITION PLAN- AREA E**

3/16" = 1'-0"

KEY NOTES:

1. REMOVE EXISTING UNIT VENTILATOR, LOUVER AND SLEEVE TO REMAIN. DISCONNECT PIPING AT FINTUBE AND CAP. REFER TO ARCH. MAINTAIN THE PIPING LOOP. PREPARE FOR NEW WORK
2. REMOVE EXISTING ROOM TEMPERATURE SENSOR AND WIRING BACK TO CONTROL HEAD END.
3. REMOVE EXISTING DUCTWORK UP TO ROOF.
4. REMOVE EXISTING PTAC IN ITS ENTIRETY.
5. REMOVE EXISTING CEILING MOUNTED UNIT HEATER. CUT AND CAP CONNECTING PIPING AND ASSOCIATED DUCTWORK UP TO ROOF.
6. REMOVE EXISTING HEATING/COOLING UNIT. REMOVE ALL ASSOCIATED PIPING, DUCTWORK, AND CONTROLS. REMOVE ALL RLL/RSL PIPING FROM UNIT TO CONDENSING UNIT ON ROOF. PRIOR REMOVAL, DRAIN ALL PIPING AND DISPOSE OF ALL REFRIGERANT PER THE LATEST ADAPTED RULES AND REGULATIONS BY THE UNITED STATES ENVIRONMENTAL PROTECTION AGENCY (EPA). CONTRACTOR OR TECHNICIAN PERFORMING THE WORK SHALL BE AN EPA APPROVED AGENT OR ORGANIZATION.
7. REMOVE EXISTING RELIEF GRILLES. ABANDON DUCTWORK WITHIN WALL. G.C TO PATCH WALL OPENINGS.
8. PREPARE EXISTING EQUIPMENT FOR NEW CONTROLS. **BID ALTERNATE MC-01.**
9. REMOVE EXISTING FAN COIL UNIT AND SUPPORTS. CAP PIPING.
10. REMOVE DUCT TO POINTS INDICATED. PREPARE FOR NEW CONNECTION.

CPL | Architecture Engineering Planning
50 Front Street Suite 202,
Newburgh, NY 12550
CPLteam.com

SOUTH ORANGETOWN Central School District
Capital Improvements Bond
Essential Infrastructure for Student Health, Safety and Success

PROJECT INFORMATION

Project Number
14457.20

Client Name
SOUTH ORANGETOWN CENTRAL SCHOOL DISTRICT

Project Name
PHASE 1: 2022 BOND

District Office Address
160 VAN WYCK RD, BLAUVELT, NY 10913

SOUTH ORANGETOWN CSD
- ■ WILLIAM O. SCHAEFER SED# 50-03-01-06-0-012-019
- ☐ COTTAGE LANE ELEMENTARY SED#:50-03-01-06-0-010-022
- ☐ TAPPAN ZEE HIGH SCHOOL SED#:50-03-01-06-0-006-032
- ☐ WILLIAM O. SCHAEFER S&L SED#: 50-03-01-06-0-012-020
- ☐ COTTAGE LANE S&L SED#: 50-03-01-06-0-010-023
- ☐ COTTAGE LANE LIBRARY S&L SED#: 50-03-01-06-8-023-002
- ☐ WOS OUTDOOR CLASSROOM SED#: 50-03-01-06-7-053-001
- ☐ SOMS OUTDOOR CLASSROOM SED#: 50-03-01-06-7-056-001
- ☐ CLE OUTDOOR CLASSROOM SED#: 50-03-01-06-7-054-001
- ☐ TZHS OUTDOOR CLASSROOM SED#: 50-03-01-06-7-055-001

PROJECT ISSUE & REVISION SCHEDULE

No.	Date	Description

PROFESSIONAL STAMPS

NEW YORK STATE EDUCATION STATEMENT

IT IS A VIOLATION OF THE NEW YORK STATE EDUCATION LAW AND THE COMMISSIONER'S REGULATIONS FOR ANY PERSON, UNLESS ACTING UNDER THE DIRECTION OF A LICENSED ARCHITECT, ENGINEER OR LANDSCAPE ARCHITECT, TO ALTER AN ITEM IN ANY WAY. IF AN ITEM BEARING THE SEAL OF AN ARCHITECT, ENGINEER OR SURVEYOR IS ALTERED THE ALTERING ARCHITECT, ENGINEER OR SURVEYOR SHALL AFFIX TO THE ITEM THE ALTERATION, HIS OR HER SEAL AND THE WORDS "ALTERED BY" FOLLOWED BY THEIR SIGNATURE AND THE DATE OF SUCH ALTERATION, AND A SPECIFIC DESCRIPTION OF THE ALTERATION.

SHEET INFORMATION

Issued	Scale
10/18/2023	3/16" = 1'-0"

Project Status
BID DOCUMENT

Drawn By	Checked By
KCM	JJM

Drawing Title
FIRST FLOOR DEMOLITION PLANS- AREA E

Drawing Number
WOS
H104

KEY PLAN:

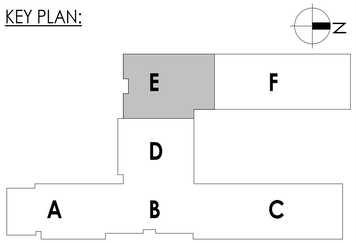

10/18/2023 8:50:35 AM <project location> REVIT PROJECT FILES ON BIM360

GENERAL NOTES

1. REMOVE EXISTING UNIT VENTILATOR. LOUVER AND SLEEVE TO REMAIN. DISCONNECT PIPING AT FINTUBE AND CAP. REFER TO ARCH. PLANS. MAINTAIN THE PIPING LOOP. PREPARE FOR NEW WORK.
2. REMOVE EXISTING ROOM TEMPERATURE SENSOR AND WIRING BACK TO CONTROL HEAD END. PREPARE FOR NEW WORK.
3. REMOVE EXISTING DUCT UP TO EXHAUST FAN.
4. REMOVE EXISTING RELIEF GRILLES. ABANDON DUCTWORK WITHIN WALL. G.C TO PATCH WALL OPENINGS.
5. PREPARE EXISTING EQUIPMENT FOR NEW CONTROLS. **BID ALTERNATE MC-01.**

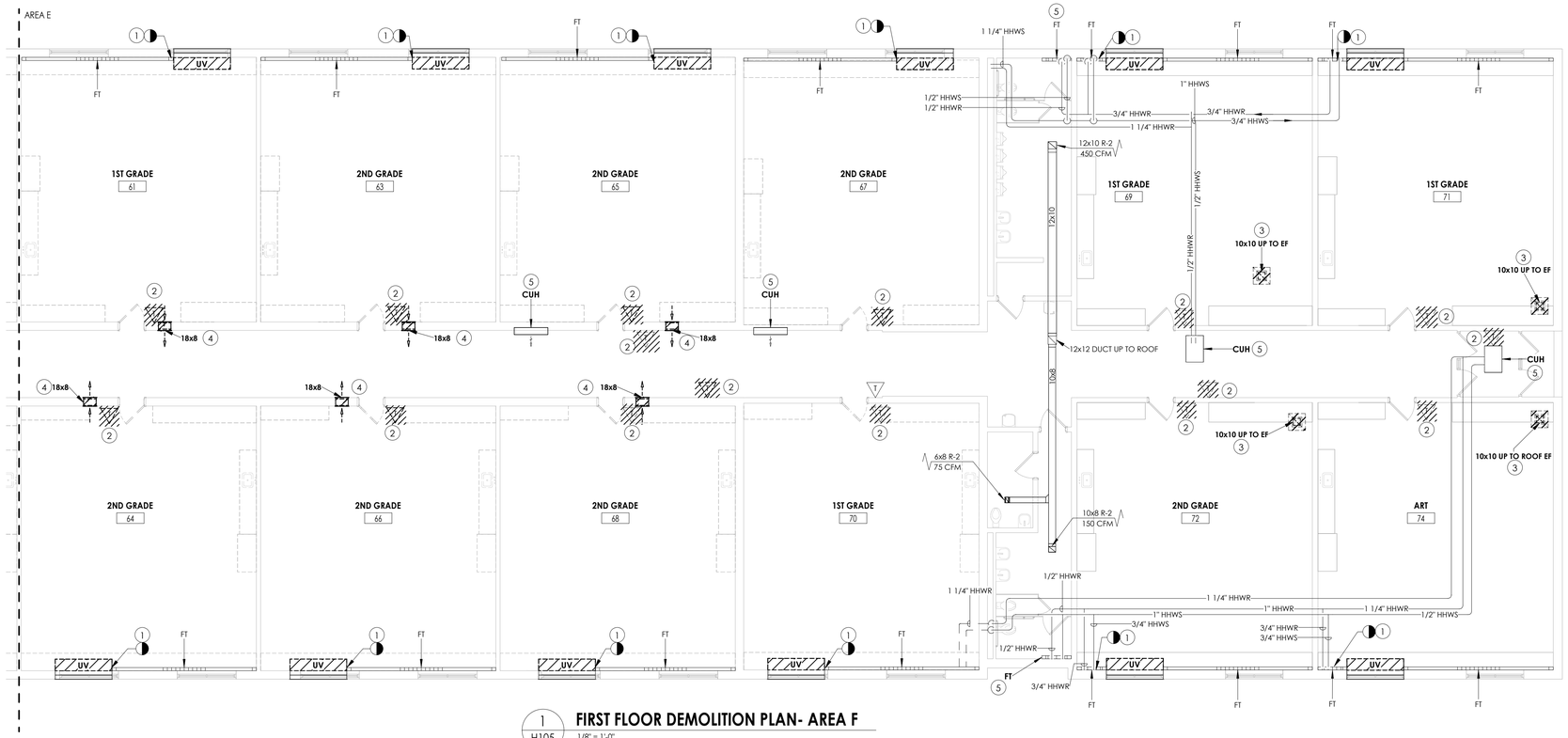

1 / H105 **FIRST FLOOR DEMOLITION PLAN- AREA F**

1/8" = 1'-0"

KEY PLAN:

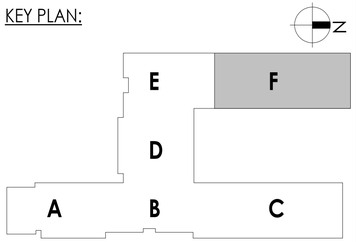

CPL | Architecture Engineering Planning
50 Front Street Suite 202,
Newburgh, NY 12550
CPLteam.com

SOUTH ORANGETOWN Central School District

Capital Improvements Bond

Essential Infrastructure for Student Health, Safety and Success

PROJECT INFORMATION

Project Number
14457.20

Client Name
SOUTH ORANGETOWN CENTRAL SCHOOL DISTRICT

Project Name
PHASE 1: 2022 BOND

District Office Address
160 VAN WYCK RD, BLAUVELT, NY 10913

SOUTH ORANGETOWN CSD

- ■ WILLIAM O. SCHAEFER SED#:50-03-01-06-0-012-019
- ☐ COTTAGE LANE ELEMENTARY SED#:50-03-01-06-0-010-022
- ☐ TAPPAN ZEE HIGH SCHOOL SED#:50-03-01-06-0-006-032
- ☐ WILLIAM O. SCHAEFER S&L SED#: 50-03-01-06-0-012-020
- ☐ COTTAGE LANE S&L SED#: 50-03-01-06-0-010-023
- ☐ COTTAGE LANE LIBRARY S&L SED#: 50-03-01-06-8-023-002
- ☐ WOS OUTDOOR CLASSROOM SED#: 50-03-01-06-7-053-001
- ☐ SOMS OUTDOOR CLASSROOM SED#: 50-03-01-06-7-056-001
- ☐ CLE OUTDOOR CLASSROOM SED#: 50-03-01-06-7-054-001
- ☐ TZHS OUTDOOR CLASSROOM SED#: 50-03-01-06-7-055-001

PROJECT ISSUE & REVISION SCHEDULE

No.	Date	Description

PROFESSIONAL STAMPS

NEW YORK STATE EDUCATION STATEMENT

IT IS A VIOLATION OF THE NEW YORK STATE EDUCATION LAW AND THE COMMISSIONER'S REGULATIONS FOR ANY PERSON, UNLESS ACTING UNDER THE DIRECTION OF A LICENSED ARCHITECT, ENGINEER OR LAND SURVEYOR, TO ALTER AN ITEM IN ANY WAY. IF AN ITEM BEARING THE SEAL OF AN ARCHITECT, ENGINEER OR SURVEYOR IS ALTERED, THE ALTERING PARTY SHALL AFFIX TO THE ITEM THEIR SEAL AND THE NOTATION "ALTERED BY" FOLLOWED BY THEIR SIGNATURE AND THE DATE OF SUCH ALTERATION, AND A SPECIFIC DESCRIPTION OF THE ALTERATION.

SHEET INFORMATION

Issued	Scale
10/18/2023	1/8" = 1'-0"

Project Status
BID DOCUMENT

Drawn By	Checked By
KCM	JJM

Drawing Title
FIRST FLOOR DEMOLITION PLANS- AREA F

Drawing Number
WOS
H105

10/18/2023 8:50:39 AM <project location> REVIT PROJECT FILES ON BIM360

KEY NOTES:

1. REMOVE EXISTING GRAVITY HOOD.
2. REMOVE EXISTING EXHAUST FAN.

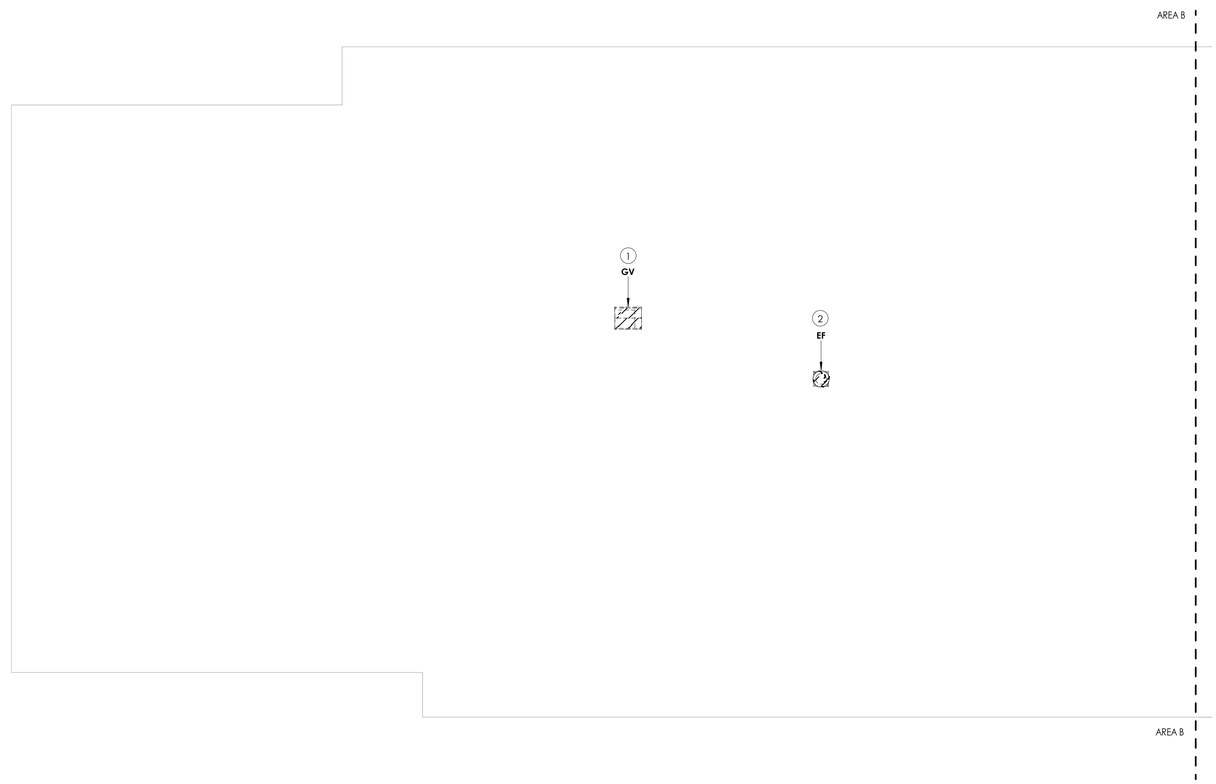

1 / H110 **ROOF HVAC DEMOLITION PLAN- AREA A**

1/8" = 1'-0"

KEY PLAN:

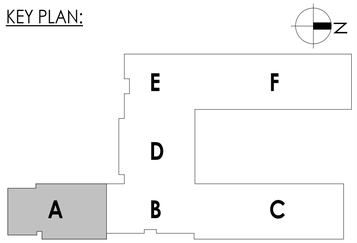

CPL | Architecture Engineering Planning
50 Front Street Suite 202,
Newburgh, NY 12550
CPLteam.com

SOUTH ORANGETOWN Central School District

Capital Improvements Bond

Essential Infrastructure for Student Health, Safety and Success

PROJECT INFORMATION

Project Number
14457.20

Client Name
SOUTH ORANGETOWN CENTRAL SCHOOL DISTRICT

Project Name
PHASE 1: 2022 BOND

District Office Address
160 VAN WYCK RD, BLAUVELT, NY 10913

SOUTH ORANGETOWN CSD

- ■ WILLIAM O. SCHAEFER SED# 50-03-01-06-0-012-019
- ☐ COTTAGE LANE ELEMENTARY SED#:50-03-01-06-0-010-022
- ☐ TAPPAN ZEE HIGH SCHOOL SED#:50-03-01-06-0-006-032
- ☐ WILLIAM O. SCHAEFER S&L SED#: 50-03-01-06-0-012-020
- ☐ COTTAGE LANE S&L SED#: 50-03-01-06-0-010-023
- ☐ COTTAGE LANE LIBRARY S&L SED#: 50-03-01-06-8-023-002
- ☐ WOS OUTDOOR CLASSROOM SED#: 50-03-01-06-7-053-001
- ☐ SOMS OUTDOOR CLASSROOM SED#: 50-03-01-06-7-056-001
- ☐ CLE OUTDOOR CLASSROOM SED#: 50-03-01-06-7-054-001
- ☐ TZHS OUTDOOR CLASSROOM SED#: 50-03-01-06-7-055-001

PROJECT ISSUE & REVISION SCHEDULE

No.	Date	Description

PROFESSIONAL STAMPS

NEW YORK STATE EDUCATION STATEMENT

IT IS A VIOLATION OF THE NEW YORK STATE EDUCATION LAW AND THE COMMISSIONER'S REGULATIONS FOR ANY PERSON, UNLESS ACTING UNDER THE DIRECTION OF A LICENSED ARCHITECT, ENGINEER OR LAND SURVEYOR, TO ALTER AN ITEM IN ANY WAY. IF AN ITEM BEARING THE SEAL OF AN ARCHITECT, ENGINEER OR SURVEYOR IS ALTERED, THE ALTERING PARTY SHALL AFFIX TO THE ITEM THEIR SEAL AND THE NOTATION "ALTERED BY" FOLLOWED BY THEIR SIGNATURE AND THE DATE OF SUCH ALTERATION, AND A SPECIFIC DESCRIPTION OF THE ALTERATION.

SHEET INFORMATION

Issued	Scale
10/18/2023	1/8" = 1'-0"

Project Status
BID DOCUMENT

Drawn By	Checked By
KCM	JJM

Drawing Title
ROOF HVAC DEMOLITION PLANS- AREA A

Drawing Number
WOS
H110

10/18/2023 8:50:40 AM <project location> REVIT PROJECT FILES ON BIM360

KEY NOTES:

1. REMOVE EXISTING EXHAUST FAN.
2. REMOVE EXISTING RELIEF HOOD.
3. REMOVE EXISTING SSO UNIT.
4. PREPARE EXISTING EQUIPMENT FOR NEW CONTROLS. **BID ALTERNATE MC-01.**
5. REMOVE EXISTING ROOFTOP UNIT AND DISCONNECT DUCTWORK.

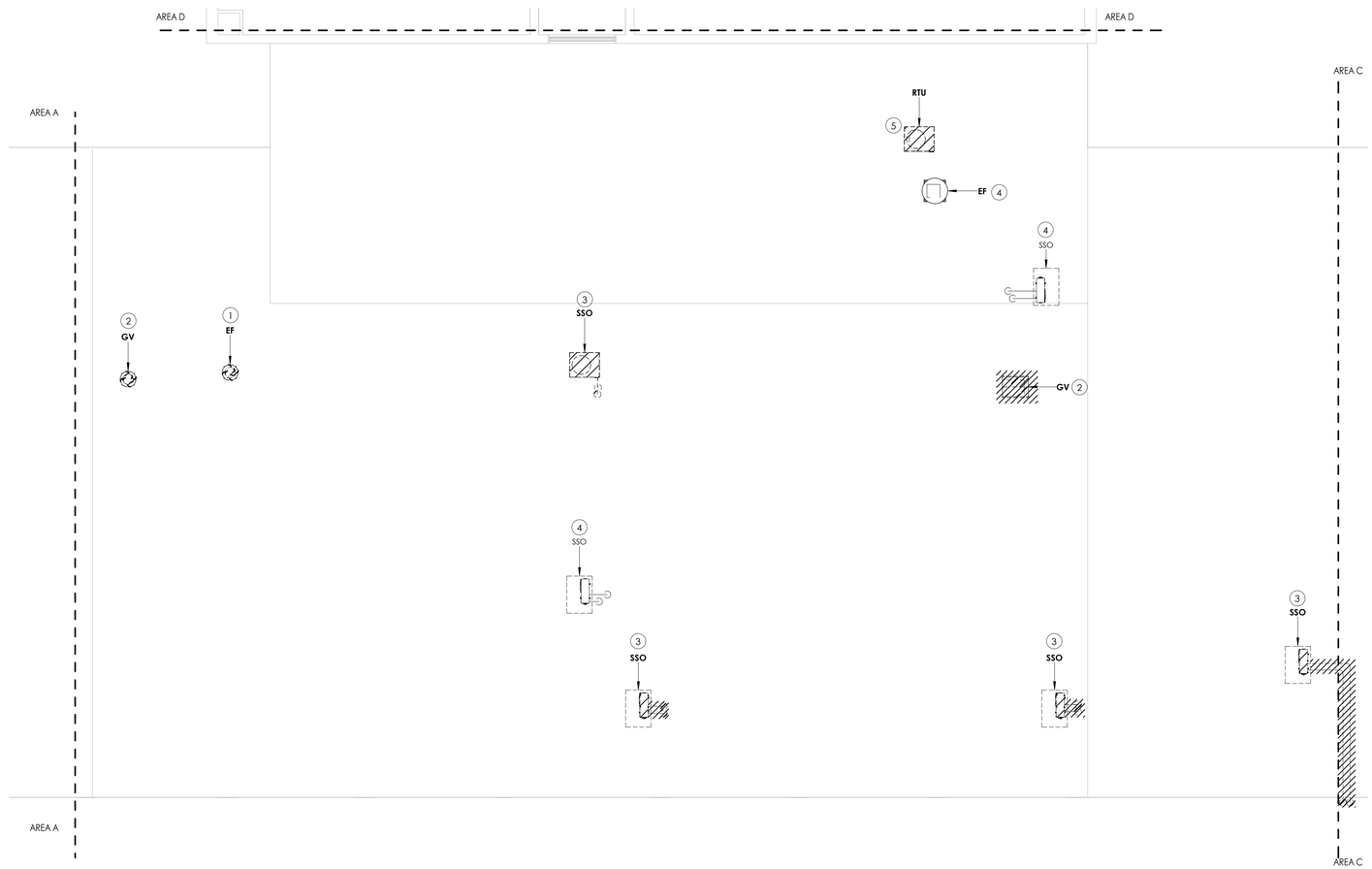

1 / H111 **ROOF HVAC DEMOLITION PLAN- AREA B**

1/8" = 1'-0"

KEY PLAN:

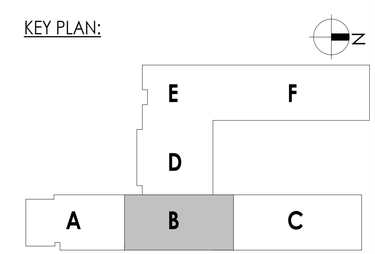

CPL | Architecture Engineering Planning
50 Front Street Suite 202,
Newburgh, NY 12550
CPLteam.com

SOUTH ORANGETOWN Central School District

Capital Improvements Bond

Essential Infrastructure for Student Health, Safety and Success

PROJECT INFORMATION

Project Number
14457.20

Client Name
SOUTH ORANGETOWN CENTRAL SCHOOL DISTRICT

Project Name
PHASE 1: 2022 BOND

District Office Address
160 VAN WYCK RD, BLAUVELT, NY 10913

SOUTH ORANGETOWN CSD

- ■ WILLIAM O. SCHAEFER SED#:50-03-01-06-0-012-019
- ☐ COTTAGE LANE ELEMENTARY SED#:50-03-01-06-0-010-022
- ☐ TAPPAN ZEE HIGH SCHOOL SED#:50-03-01-06-0-006-032
- ☐ WILLIAM O. SCHAEFER S&L SED#: 50-03-01-06-0-012-020
- ☐ COTTAGE LANE S&L SED#: 50-03-01-06-0-010-023
- ☐ COTTAGE LANE LIBRARY S&L SED#: 50-03-01-06-8-023-002
- ☐ WOS OUTDOOR CLASSROOM SED#: 50-03-01-06-7-053-001
- ☐ SOMS OUTDOOR CLASSROOM SED#: 50-03-01-06-7-056-001
- ☐ CLE OUTDOOR CLASSROOM SED#: 50-03-01-06-7-054-001
- ☐ TZHS OUTDOOR CLASSROOM SED#: 50-03-01-06-7-055-001

PROJECT ISSUE & REVISION SCHEDULE

No.	Date	Description

PROFESSIONAL STAMPS

NEW YORK STATE EDUCATION STATEMENT

IT IS A VIOLATION OF THE NEW YORK STATE EDUCATION LAW AND THE COMMISSIONER'S REGULATIONS FOR ANY PERSON, UNLESS ACTING UNDER THE DIRECTION OF A LICENSED ARCHITECT, ENGINEER OR LAND SURVEYOR, TO ALTER AN ITEM IN ANY WAY. IF AN ITEM BEARING THE SEAL OF AN ARCHITECT, ENGINEER OR SURVEYOR IS ALTERED, THE ALTERING PARTY SHALL AFFIX TO THE ITEM THEIR SEAL AND THE NOTATION "ALTERED BY" FOLLOWED BY THEIR SIGNATURE AND THE DATE OF SUCH ALTERATION, AND A SPECIFIC DESCRIPTION OF THE ALTERATION.

SHEET INFORMATION

Issued	Scale
10/18/2023	1/8" = 1'-0"

Project Status
BID DOCUMENT

Drawn By	Checked By
KCM	JJM

Drawing Title
ROOF HVAC DEMOLITION PLANS- AREA B

Drawing Number
WOS
H111

10/18/2023 8:50:42 AM <project location> REVIT PROJECT FILES ON BIM360

KEY NOTES:

1. REMOVE EXISTING EXHAUST FAN.
2. REMOVE EXISTING AND PREPARE EXISTING EQUIPMENT FOR NEW CONTROLS. **BID ALTERNATE MC-01.**
3. REMOVE EXISTING ROOFTOP UNIT AND DISCONNECT DUCTWORK. PREPARE CURB AND DUCTWORK FOR NEW UNIT.



1 / H112 **ROOF HVAC DEMOLITION PLAN- AREA C**

1/8" = 1'-0"

KEY PLAN:

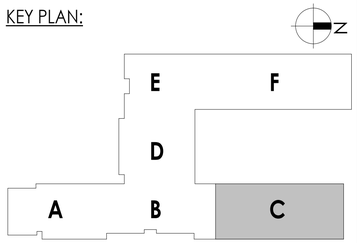

CPL | Architecture Engineering Planning
50 Front Street Suite 202,
Newburgh, NY 12550
CPLteam.com

SOUTH ORANGETOWN Central School District

Capital Improvements Bond

Essential Infrastructure for Student Health, Safety and Success

PROJECT INFORMATION

Project Number
14457.20

Client Name
SOUTH ORANGETOWN CENTRAL SCHOOL DISTRICT

Project Name
PHASE 1: 2022 BOND

District Office Address
160 VAN WYCK RD, BLAUVELT, NY 10913

SOUTH ORANGETOWN CSD

- ■ WILLIAM O. SCHAEFER SED# 50-03-01-06-0-012-019
- ☐ COTTAGE LANE ELEMENTARY SED#:50-03-01-06-0-010-022
- ☐ TAPPAN ZEE HIGH SCHOOL SED#:50-03-01-06-0-006-032
- ☐ WILLIAM O. SCHAEFER S&L SED#: 50-03-01-06-0-012-020
- ☐ COTTAGE LANE S&L SED#: 50-03-01-06-0-010-023
- ☐ COTTAGE LANE LIBRARY S&L SED#: 50-03-01-06-8-023-002
- ☐ WOS OUTDOOR CLASSROOM SED#: 50-03-01-06-7-053-001
- ☐ SOMS OUTDOOR CLASSROOM SED#: 50-03-01-06-7-056-001
- ☐ CLE OUTDOOR CLASSROOM SED#: 50-03-01-06-7-054-001
- ☐ TZHS OUTDOOR CLASSROOM SED#: 50-03-01-06-7-055-001

PROJECT ISSUE & REVISION SCHEDULE

No.	Date	Description

PROFESSIONAL STAMPS

NEW YORK STATE EDUCATION STATEMENT

IT IS A VIOLATION OF THE NEW YORK STATE EDUCATION LAW AND THE COMMISSIONER'S REGULATIONS FOR ANY PERSON, UNLESS ACTING UNDER THE DIRECTION OF A LICENSED ARCHITECT, ENGINEER OR LAND SURVEYOR, TO ALTER AN ITEM IN ANY WAY. IF AN ITEM BEARING THE SEAL OF AN ARCHITECT, ENGINEER OR SURVEYOR IS ALTERED, THE ALTERING PARTY SHALL AFFIX TO THE ITEM THEIR SEAL AND THE NOTATION "ALTERED BY" FOLLOWED BY THEIR SIGNATURE AND THE DATE OF SUCH ALTERATION, AND A SPECIFIC DESCRIPTION OF THE ALTERATION.

SHEET INFORMATION

Issued	Scale
10/18/2023	1/8" = 1'-0"

Project Status
BID DOCUMENT

Drawn By	Checked By
KCM	JJM

Drawing Title
ROOF HVAC DEMOLITION PLANS- AREA C

Drawing Number
WOS
H112

10/18/2023 8:50:43 AM <project location> REVIT PROJECT FILES ON BIM360

KEY NOTES:

1. PREPARE EXISTING ROOF TOP UNIT FOR NEW DX COIL AND SPLIT CONDENSER UNIT. ALL DUCTWORK IN SPACE BELOW TO REMAIN.
2. REMOVE CONTROLS AND PREPARE EXISTING EQUIPMENT FOR NEW CONTROLS. **BID ALTERNATE MC-01.**

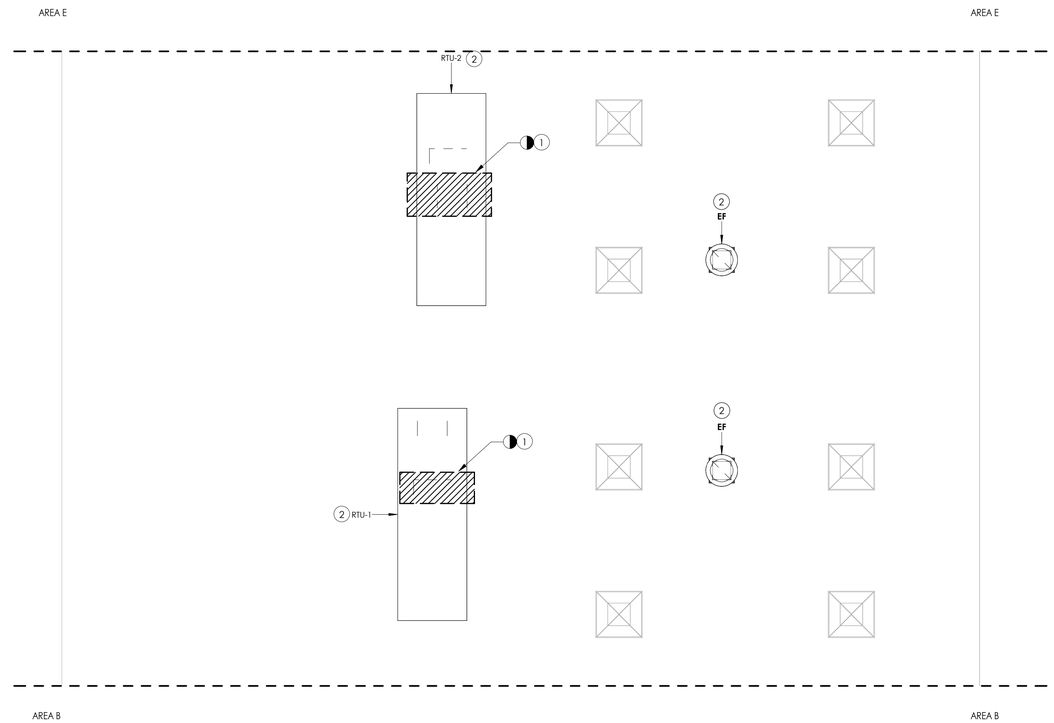

1 / H113 **ROOF HVAC DEMOLITION PLAN- AREA D**
1/8" = 1'-0"

KEY PLAN:

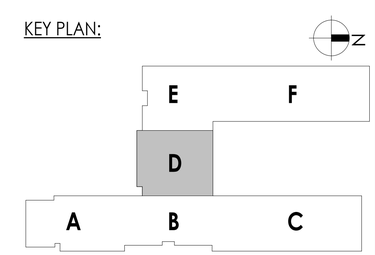

CPL | Architecture Engineering Planning
50 Front Street Suite 202,
Newburgh, NY 12550
CPLteam.com

SOUTH ORANGETOWN Central School District
Capital Improvements Bond
Essential Infrastructure for Student Health, Safety and Success

PROJECT INFORMATION

Project Number
14457.20

Client Name
SOUTH ORANGETOWN CENTRAL SCHOOL DISTRICT

Project Name
PHASE 1: 2022 BOND

District Office Address
160 VAN WYCK RD, BLAUVELT, NY 10913

SOUTH ORANGETOWN CSD
- ■ WILLIAM O. SCHAEFER SED#:50-03-01-06-0-012-019
- ☐ COTTAGE LANE ELEMENTARY SED#:50-03-01-06-0-010-022
- ☐ TAPPAN ZEE HIGH SCHOOL SED#:50-03-01-06-0-006-032
- ☐ WILLIAM O. SCHAEFER S&L SED#: 50-03-01-06-0-012-020
- ☐ COTTAGE LANE S&L SED#: 50-03-01-06-0-010-023
- ☐ COTTAGE LANE LIBRARY S&L SED#: 50-03-01-06-8-023-002
- ☐ WOS OUTDOOR CLASSROOM SED#: 50-03-01-06-7-053-001
- ☐ SOMS OUTDOOR CLASSROOM SED#: 50-03-01-06-7-056-001
- ☐ CLE OUTDOOR CLASSROOM SED#: 50-03-01-06-7-054-001
- ☐ TZHS OUTDOOR CLASSROOM SED#: 50-03-01-06-7-055-001

PROJECT ISSUE & REVISION SCHEDULE

No.	Date	Description

PROFESSIONAL STAMPS

NEW YORK STATE EDUCATION STATEMENT

IT IS A VIOLATION OF THE NEW YORK STATE EDUCATION LAW AND THE COMMISSIONER'S REGULATIONS FOR ANY PERSON, UNLESS ACTING UNDER THE DIRECTION OF A LICENSED ARCHITECT, ENGINEER OR LAND SURVEYOR, TO ALTER AN ITEM IN ANY WAY. IF AN ITEM BEARING THE SEAL OF AN ARCHITECT, ENGINEER OR SURVEYOR IS ALTERED, THE ALTERING PARTY SHALL AFFIX TO THE ITEM THEIR SEAL AND THE NOTATION "ALTERED BY" FOLLOWED BY THEIR SIGNATURE AND THE DATE OF SUCH ALTERATION, AND A SPECIFIC DESCRIPTION OF THE ALTERATION.

SHEET INFORMATION

Issued
10/18/2023

Scale
1/8" = 1'-0"

Project Status
BID DOCUMENT

Drawn By
KCM

Checked By
JJM

Drawing Title
ROOF HVAC DEMOLITION PLAN - AREA D

Drawing Number
WOS
H113

10/18/2023 8:50:44 AM <project location> REVIT PROJECT FILES ON BIM360

KEY NOTES:

1. REMOVE EXISTING ROOFTOP VENTILATION HOOD.
2. REMOVE CONTROLS AND PREPARE EXISTING EQUIPMENT FOR NEW CONTROLS. **BID ALTERNATE MC-01.**

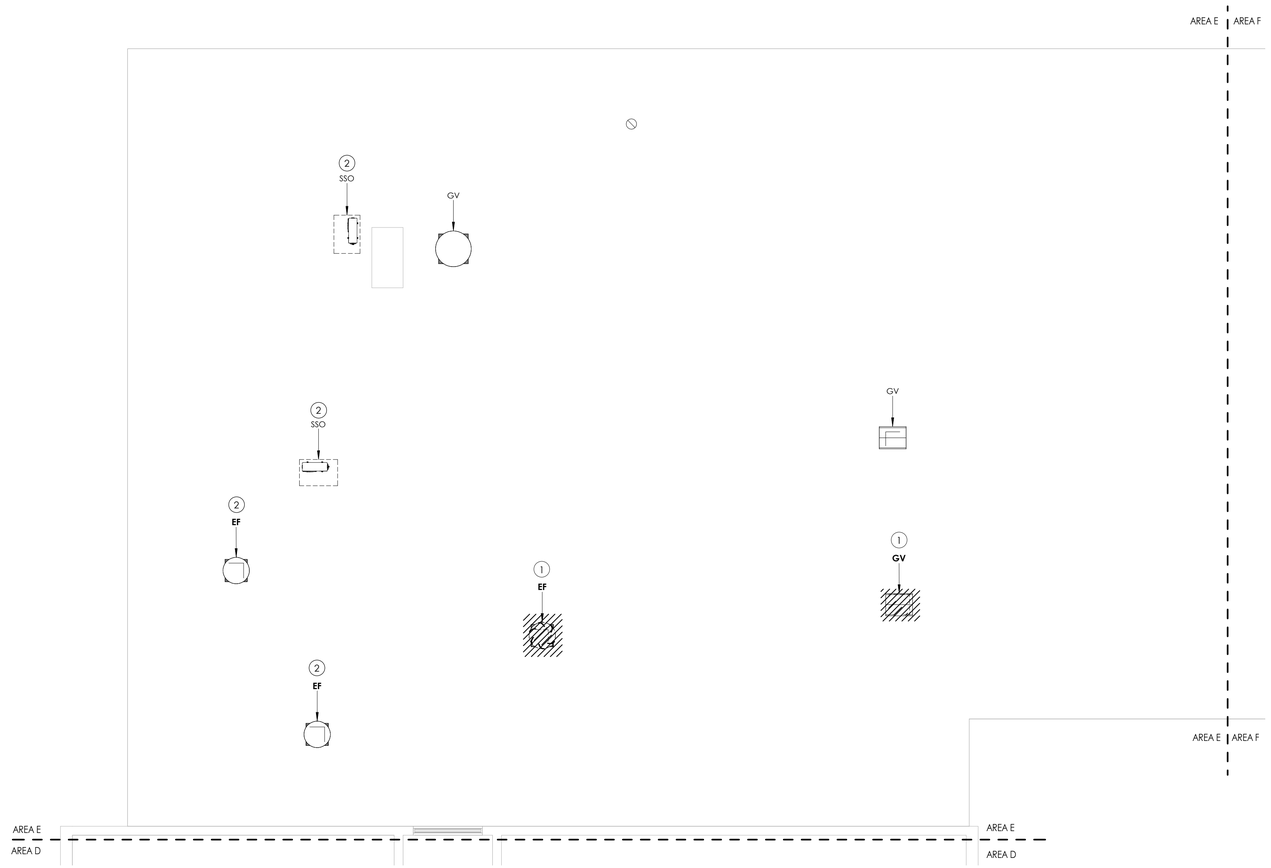

1 / H114 **ROOF HVAC DEMOLITION PLAN- AREA E**
1/8" = 1'-0"

KEY PLAN:

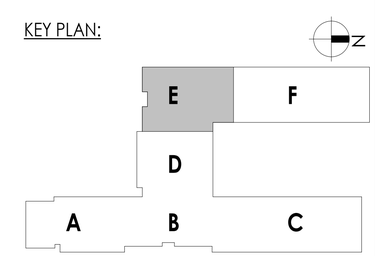

CPL | Architecture Engineering Planning
50 Front Street Suite 202,
Newburgh, NY 12550
CPLteam.com

SOUTH ORANGETOWN Central School District
Capital Improvements Bond
Essential Infrastructure for Student Health, Safety and Success

PROJECT INFORMATION

Project Number
14457.20

Client Name
SOUTH ORANGETOWN CENTRAL SCHOOL DISTRICT

Project Name
PHASE 1: 2022 BOND

District Office Address
160 VAN WYCK RD, BLAUVELT, NY 10913

SOUTH ORANGETOWN CSD
- ■ WILLIAM O. SCHAEFER SED#:50-03-01-06-0-012-019
- ☐ COTTAGE LANE ELEMENTARY SED#:50-03-01-06-0-010-022
- ☐ TAPPAN ZEE HIGH SCHOOL SED#:50-03-01-06-0-006-032
- ☐ WILLIAM O. SCHAEFER S&L SED#: 50-03-01-06-0-012-020
- ☐ COTTAGE LANE S&L SED#: 50-03-01-06-0-010-023
- ☐ COTTAGE LANE LIBRARY S&L SED#: 50-03-01-06-8-023-002
- ☐ WOS OUTDOOR CLASSROOM SED#: 50-03-01-06-7-053-001
- ☐ SOMS OUTDOOR CLASSROOM SED#: 50-03-01-06-7-056-001
- ☐ CLE OUTDOOR CLASSROOM SED#: 50-03-01-06-7-054-001
- ☐ TZHS OUTDOOR CLASSROOM SED#: 50-03-01-06-7-055-001

PROJECT ISSUE & REVISION SCHEDULE

No.	Date	Description

PROFESSIONAL STAMPS

NEW YORK STATE EDUCATION STATEMENT

IT IS A VIOLATION OF THE NEW YORK STATE EDUCATION LAW AND THE COMMISSIONER'S REGULATIONS FOR ANY PERSON, UNLESS ACTING UNDER THE DIRECTION OF A LICENSED ARCHITECT, ENGINEER OR LAND SURVEYOR, TO ALTER AN ITEM IN ANY WAY. IF AN ITEM BEARING THE SEAL OF AN ARCHITECT, ENGINEER OR SURVEYOR IS ALTERED, THE ALTERING PARTY SHALL AFFIX TO THE ITEM THEIR SEAL AND THE NOTATION "ALTERED BY" FOLLOWED BY THEIR SIGNATURE AND THE DATE OF SUCH ALTERATION, AND A SPECIFIC DESCRIPTION OF THE ALTERATION.

SHEET INFORMATION

Issued	Scale
10/18/2023	1/8" = 1'-0"

Project Status
BID DOCUMENT

Drawn By	Checked By
KCM	JJM

Drawing Title
ROOF HVAC DEMOLITION PLAN- AREA E

Drawing Number
WOS
H114

10/18/2023 8:50:46 AM <project location> REVIT PROJECT FILES ON BIM360

KEY NOTES:

1. REMOVE EXISTING EXHAUST FAN.
2. REMOVE CONTROLS AND PREPARE EXISTING EQUIPMENT FOR NEW CONTROLS. **BID ALTERNATE MC-01.**

1 / H115 **ROOF HVAC DEMOLITION PLAN- AREA F**
1/8" = 1'-0"

KEY PLAN:

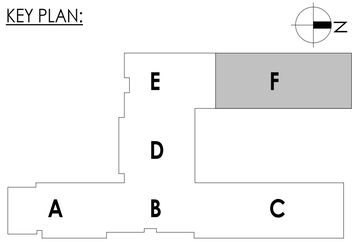

CPL | Architecture Engineering Planning
50 Front Street Suite 202,
Newburgh, NY 12550
CPLteam.com

SOUTH ORANGETOWN Central School District
Capital Improvements Bond
Essential Infrastructure for Student Health, Safety and Success

PROJECT INFORMATION

Project Number
14457.20

Client Name
SOUTH ORANGETOWN CENTRAL SCHOOL DISTRICT

Project Name
PHASE 1: 2022 BOND

District Office Address
160 VAN WYCK RD, BLAUVELT, NY 10913

SOUTH ORANGETOWN CSD
- ■ WILLIAM O. SCHAEFER SED# 50-03-01-06-0-012-019
- ☐ COTTAGE LANE ELEMENTARY SED#:50-03-01-06-0-010-022
- ☐ TAPPAN ZEE HIGH SCHOOL SED#:50-03-01-06-0-006-032
- ☐ WILLIAM O. SCHAEFER S&L SED#: 50-03-01-06-0-012-020
- ☐ COTTAGE LANE S&L SED#: 50-03-01-06-0-010-023
- ☐ COTTAGE LANE LIBRARY S&L SED#: 50-03-01-06-8-023-002
- ☐ WOS OUTDOOR CLASSROOM SED#: 50-03-01-06-7-053-001
- ☐ SOMS OUTDOOR CLASSROOM SED#: 50-03-01-06-7-056-001
- ☐ CLE OUTDOOR CLASSROOM SED#: 50-03-01-06-7-054-001
- ☐ TZHS OUTDOOR CLASSROOM SED#: 50-03-01-06-7-055-001

PROJECT ISSUE & REVISION SCHEDULE

No.	Date	Description

PROFESSIONAL STAMPS

NEW YORK STATE EDUCATION STATEMENT

IT IS A VIOLATION OF THE NEW YORK STATE EDUCATION LAW AND THE COMMISSIONER'S REGULATIONS FOR ANY PERSON, UNLESS ACTING UNDER THE DIRECTION OF A LICENSED ARCHITECT, ENGINEER OR LAND SURVEYOR, TO ALTER AN ITEM IN ANY WAY. IF AN ITEM BEARING THE SEAL OF AN ARCHITECT, ENGINEER OR SURVEYOR IS ALTERED, THE ALTERING PARTY SHALL AFFIX TO THE ITEM THEIR SEAL AND THE NOTATION "ALTERED BY" FOLLOWED BY THEIR SIGNATURE AND THE DATE OF SUCH ALTERATION, AND A SPECIFIC DESCRIPTION OF THE ALTERATION.

SHEET INFORMATION

Issued	Scale
10/18/2023	1/8" = 1'-0"

Project Status
BID DOCUMENT

Drawn By	Checked By
KCM	JJM

Drawing Title
ROOF HVAC DEMOLITION PLAN- AREA F

Drawing Number
WOS
H115

10/18/2023 8:50:47 AM <project location> REVIT PROJECT FILES ON BIM360

KEY NOTES:

1. SSI TO BE INSTALLED IN JOIST SPACE. REMOVE BRACING AS NEEDED FOR INSTALLATION. PROVIDE NEW BRACING IN NEW LOCATION IF EXISTING BRACING IS REMOVED.
2. RETURN DUCTWORK TO BE ROUTED IN HALLWAY CEILING. COORDINATE WITH EXISTING UTILITIES AND REFRIGERANT PIPING.
3. SUPPLY DUCTWORK TO BE ROUTED IN CEILING. COORDINATE WITH EXISTING UTILITIES AND REFRIGERANT PIPING.
4. CONNECT EXISTING EQUIPMENT TO NEW BMS SYSTEM. PROVIDE NEW CONTROL VALVE OR BACNET CARD DEPENDING UPON THE TYPE OF EQUIPMENT. **BID ALTERNATE MC-01.**

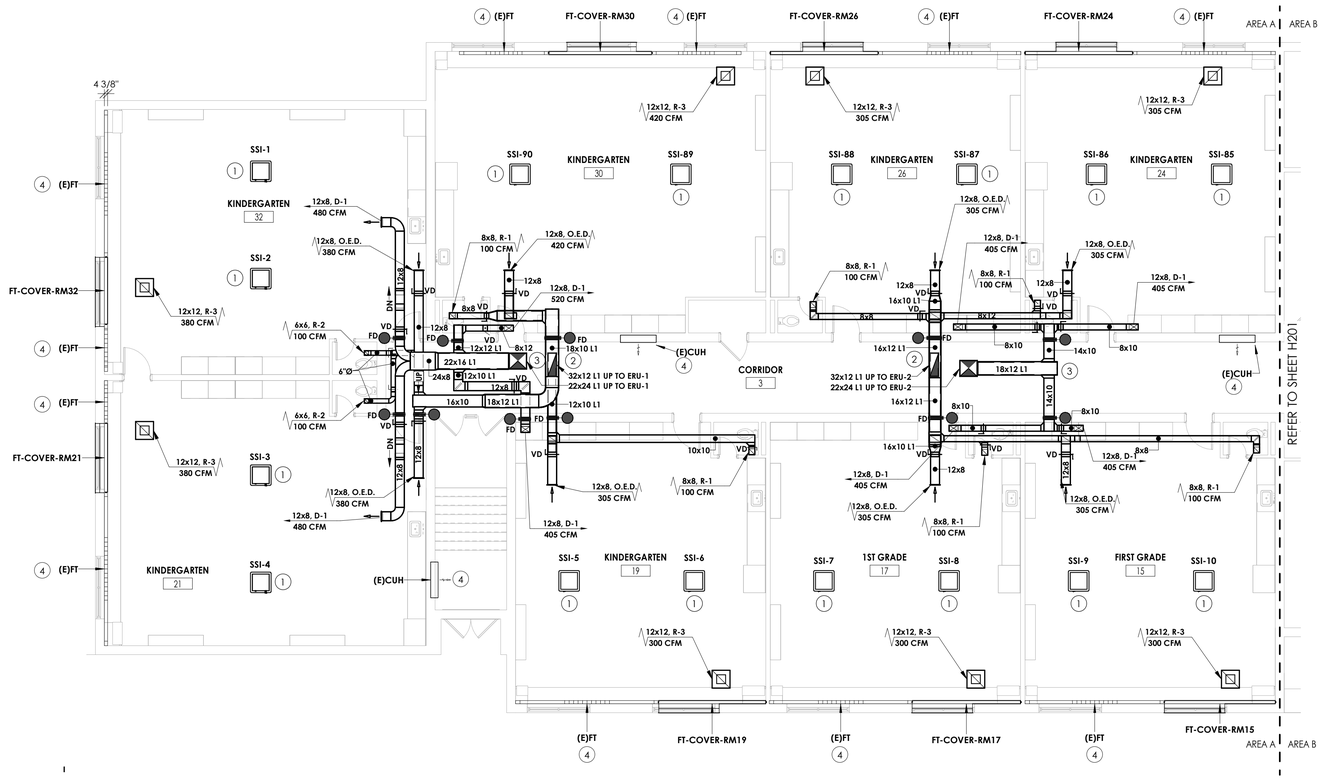

1 / H200 **FIRST FLOOR HVAC NEW WORK PLAN-AREA A**

1/8" = 1'-0"

KEY PLAN:

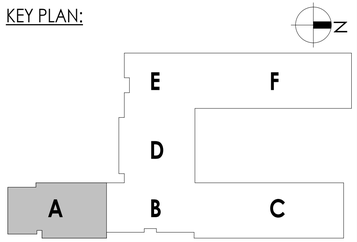

CPL | Architecture Engineering Planning
50 Front Street Suite 202,
Newburgh, NY 12550
CPLteam.com

SOUTH ORANGETOWN Central School District

Capital Improvements Bond

Essential Infrastructure for Student Health, Safety and Success

PROJECT INFORMATION

Project Number
14457.20

Client Name
SOUTH ORANGETOWN CENTRAL SCHOOL DISTRICT

Project Name
PHASE 1: 2022 BOND

District Office Address
160 VAN WYCK RD, BLAUVELT, NY 10913

SOUTH ORANGETOWN CSD
- ■ WILLIAM O. SCHAEFER SED#:50-03-01-06-0-012-019
- ☐ COTTAGE LANE ELEMENTARY SED#:50-03-01-06-0-010-022
- ☐ TAPPAN ZEE HIGH SCHOOL SED#:50-03-01-06-0-006-032
- ☐ WILLIAM O. SCHAEFER S&L SED#: 50-03-01-06-0-012-020
- ☐ COTTAGE LANE S&L SED#: 50-03-01-06-0-010-023
- ☐ COTTAGE LANE LIBRARY S&L SED#: 50-03-01-06-8-023-002
- ☐ WOS OUTDOOR CLASSROOM SED#: 50-03-01-06-7-053-001
- ☐ SOMS OUTDOOR CLASSROOM SED#: 50-03-01-06-7-056-001
- ☐ CLE OUTDOOR CLASSROOM SED#: 50-03-01-06-7-054-001
- ☐ TZHS OUTDOOR CLASSROOM SED#: 50-03-01-06-7-055-001

PROJECT ISSUE & REVISION SCHEDULE

No.	Date	Description

PROFESSIONAL STAMPS

NEW YORK STATE EDUCATION STATEMENT

IT IS A VIOLATION OF THE NEW YORK STATE EDUCATION LAW AND THE COMMISSIONER'S REGULATIONS FOR ANY PERSON, UNLESS ACTING UNDER THE DIRECTION OF A LICENSED ARCHITECT, ENGINEER OR LAND SURVEYOR, TO ALTER AN ITEM IN ANY WAY. IF AN ITEM BEARING THE SEAL OF AN ARCHITECT, ENGINEER OR SURVEYOR IS ALTERED, THE ALTERING PARTY SHALL AFFIX TO THE ITEM THEIR SEAL AND THE NOTATION "ALTERED BY" FOLLOWED BY THEIR SIGNATURE AND THE DATE OF SUCH ALTERATION, AND A SPECIFIC DESCRIPTION OF THE ALTERATION.

SHEET INFORMATION

Issued	Scale
10/18/2023	1/8" = 1'-0"

Project Status
BID DOCUMENT

Drawn By	Checked By
KCM	JJM

Drawing Title
FIRST FLOOR HVAC NEW WORK PLAN- AREA A

Drawing Number
WOS H200

10/18/2023 8:50:52 AM <project location> REVIT PROJECT FILES ON BIM360

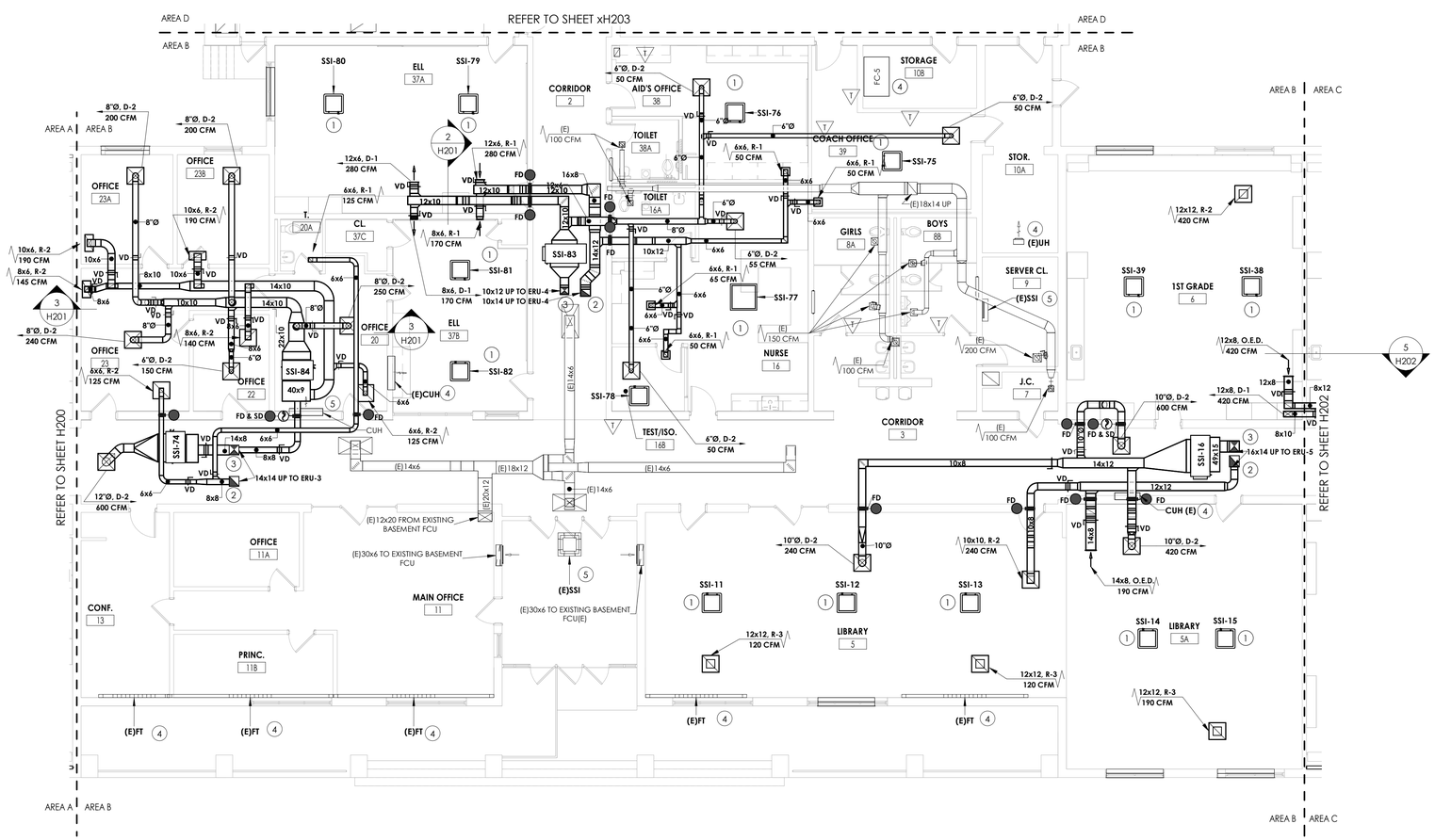

1 H201 **FIRST FLOOR HVAC NEW WORK PLAN-AREA B**

1/8" = 1'-0"

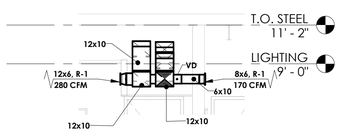

2 H201 **SECTION**

1/4" = 1'-0"

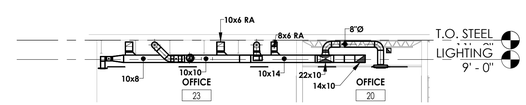

3 H201 **SECTION**

1/8" = 1'-0"

GENERAL NOTES

1. MAINTAIN ALL EXISTING ROOF WARRANTIES.

KEY NOTES:

1. SSI TO BE INSTALLED IN JOIST SPACE. REMOVE BRACING AS NEEDED FOR INSTALLATION. PROVIDE NEW PROVIDE NEW BRACING IN NEW LOCATION IF EXISTING BRACING IS REMOVED.
2. RETURN DUCTWORK TO BE ROUTED IN HALLWAY CEILING. COORDINATE WITH EXISTING UTILITIES AND REFRIGERANT PIPING.
3. SUPPLY DUCTWORK TO BE ROUTED IN CEILING. COORDINATE WITH EXISTING UTILITIES AND REFRIGERANT PIPING.
4. CONNECT EXISTING EQUIPMENT TO NEW BMS SYSTEM. PROVIDE NEW CONTROL VALVE OR BRACNET CARD DEPENDING UPON THE TYPE OF EQUIPMENT. **BID ALTERNATE MC-01.**
5. EQUIPMENT NOT CONNECTED TO NEW BMS SYSTEM.

KEY PLAN:

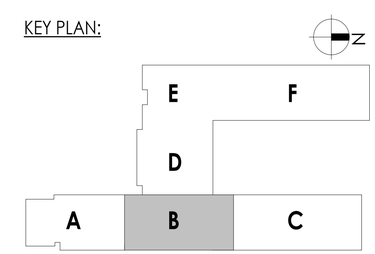

CPL | Architecture Engineering Planning
50 Front Street Suite 202,
Newburgh, NY 12550
CPLteam.com

SOUTH ORANGETOWN Central School District

Capital Improvements Bond

Essential Infrastructure for Student Health, Safety and Success

PROJECT INFORMATION

Project Number
14457.20

Client Name
SOUTH ORANGETOWN CENTRAL SCHOOL DISTRICT

Project Name
PHASE 1: 2022 BOND

District Office Address
160 VAN WYCK RD, BLAUVELT, NY 10913

SOUTH ORANGETOWN CSD

- ■ WILLIAM O. SCHAEFER SED#:50-03-01-06-0-012-019
- ☐ COTTAGE LANE ELEMENTARY SED#:50-03-01-06-0-010-022
- ☐ TAPPAN ZEE HIGH SCHOOL SED#:50-03-01-06-0-006-032
- ☐ WILLIAM O. SCHAEFER S&L SED#: 50-03-01-06-0-012-020
- ☐ COTTAGE LANE S&L SED#: 50-03-01-06-0-010-023
- ☐ COTTAGE LANE LIBRARY S&L SED#: 50-03-01-06-8-023-002
- ☐ WOS OUTDOOR CLASSROOM SED#: 50-03-01-06-7-053-001
- ☐ SOMS OUTDOOR CLASSROOM SED#: 50-03-01-06-7-056-001
- ☐ CLE OUTDOOR CLASSROOM SED#: 50-03-01-06-7-054-001
- ☐ TZHS OUTDOOR CLASSROOM SED#: 50-03-01-06-7-055-001

PROJECT ISSUE & REVISION SCHEDULE

No.	Date	Description

PROFESSIONAL STAMPS

NEW YORK STATE EDUCATION STATEMENT

IT IS A VIOLATION OF THE NEW YORK STATE EDUCATION LAW AND THE COMMISSIONER'S REGULATIONS FOR ANY PERSON, UNLESS ACTING UNDER THE DIRECTION OF A LICENSED ARCHITECT, ENGINEER OR LAND SURVEYOR, TO ALTER AN ITEM IN ANY WAY. IF AN ITEM BEARING THE SEAL OF AN ARCHITECT, ENGINEER OR SURVEYOR IS ALTERED, THE ALTERING PARTY SHALL AFFIX TO THE ITEM THEIR SEAL AND THE NOTATION "ALTERED BY" FOLLOWED BY THEIR SIGNATURE AND THE DATE OF SUCH ALTERATION, AND A SPECIFIC DESCRIPTION OF THE ALTERATION.

SHEET INFORMATION

Issued	Scale
10/18/2023	As indicated

Project Status
BID DOCUMENT

Drawn By	Checked By
KCM	JJM

Drawing Title
FIRST FLOOR HVAC NEW WORK PLAN- AREA B

Drawing Number
WOS
H201

10/18/2023 8:50:54 AM <project location> REVIT PROJECT FILES ON BIM360

GENERAL NOTES

1. MAINTAIN ALL EXISTING ROOF WARRANTIES.

KEY NOTES

1. SSI TO BE INSTALLED IN JOIST SPACE. REMOVE BRACING AS NEEDED FOR INSTALLATION. PROVIDE NEW PROVIDE NEW BRACING IN NEW LOCATION IF EXISTING BRACING IS REMOVED.
2. RETURN DUCTWORK TO BE ROUTED IN HALLWAY CEILING. COORDINATE WITH EXISTING UTILITIES AND REFRIGERANT PIPING.
3. SUPPLY DUCTWORK TO BE ROUTED IN CEILING. COORDINATE WITH EXISTING UTILITIES AND REFRIGERANT PIPING.
4. CONNECT EXISTING EQUIPMENT TO NEW BMS SYSTEM. PROVIDE NEW CONTROL VALVE OR BACNET CARD DEPENDING UPON THE TYPE OF EQUIPMENT. **BID ALTERNATE MC-01.**
5. EXISTING EQUIPMENT IS TO NOT BE CONNECTED TO NEW BMS SYSTEM.

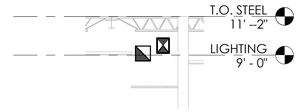

2 H202 **SECTION** 1/4" = 1'-0"

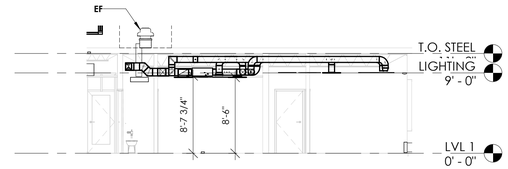

3 H202 **SECTION** 1/8" = 1'-0"

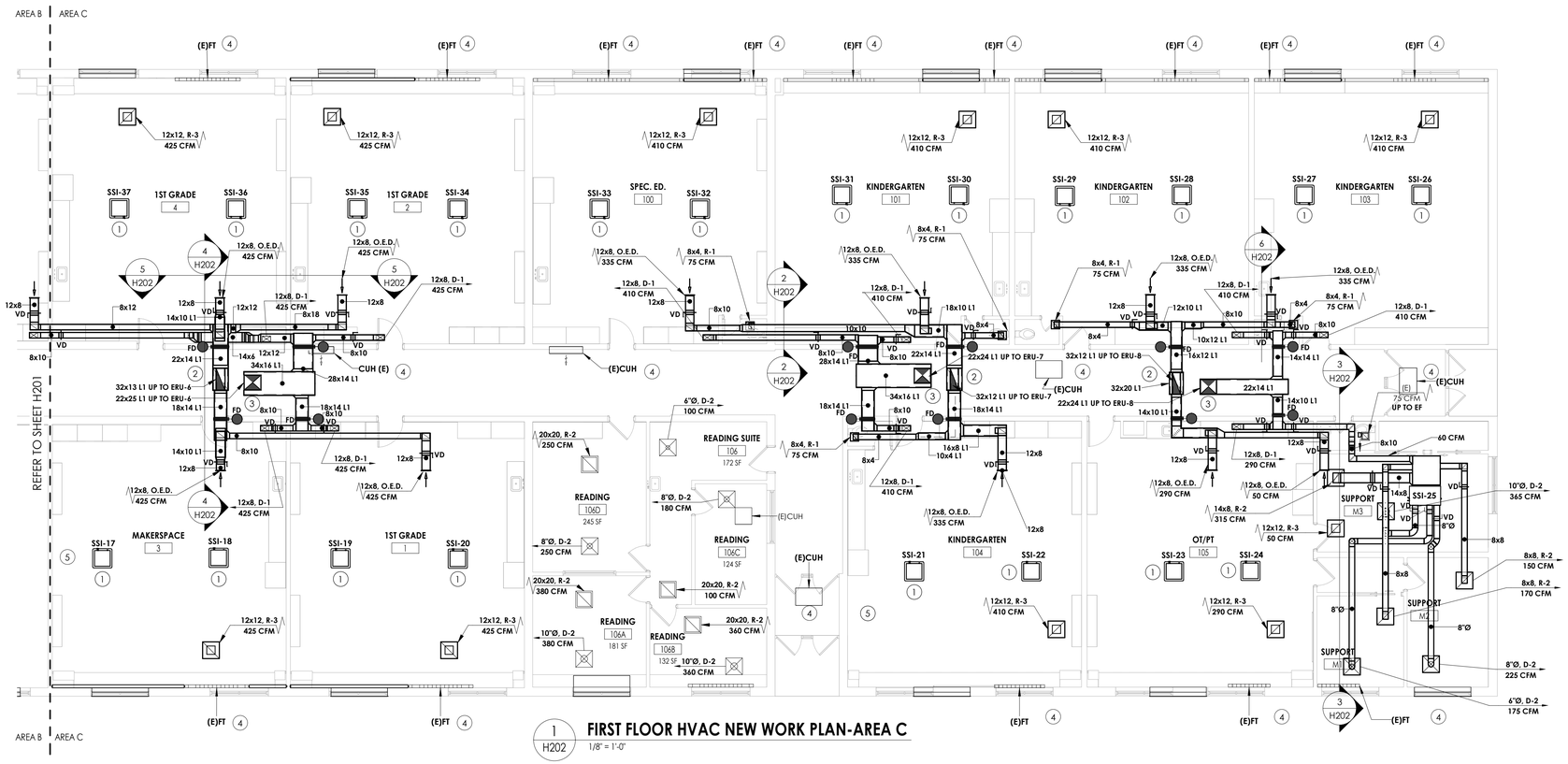

1 H202 **FIRST FLOOR HVAC NEW WORK PLAN-AREA C** 1/8" = 1'-0"

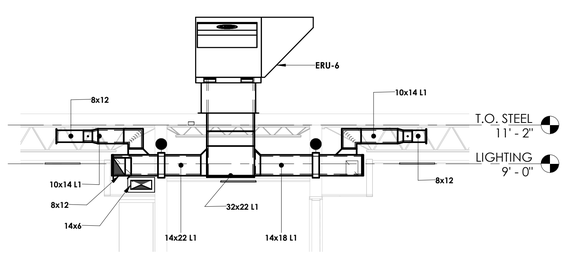

4 H202 **SECTION** 1/4" = 1'-0"

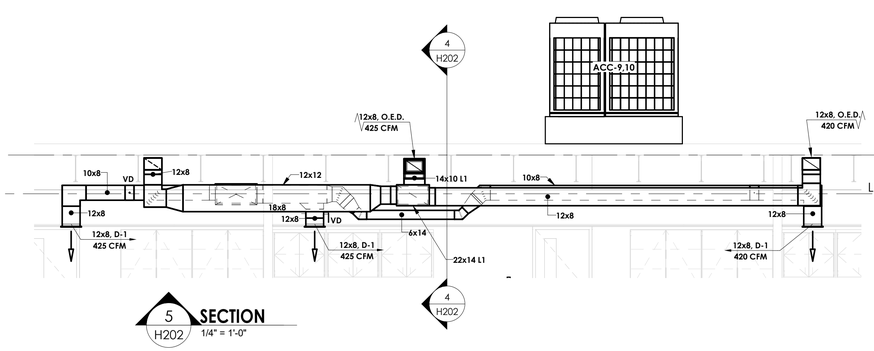

5 H202 **SECTION** 1/4" = 1'-0"

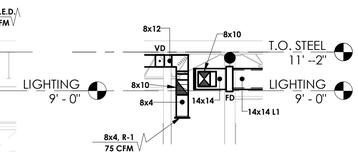

6 H202 **SECTION** 1/4" = 1'-0"

KEY PLAN:

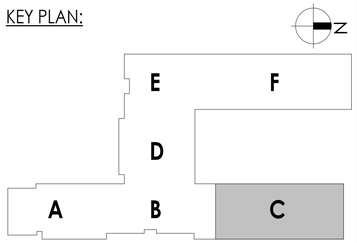

CPL | Architecture Engineering Planning
50 Front Street Suite 202,
Newburgh, NY 12550
CPLteam.com

SOUTH ORANGETOWN Central School District
Capital Improvements Bond
Essential Infrastructure for Student Health, Safety and Success

PROJECT INFORMATION

Project Number
14457.20

Client Name
SOUTH ORANGETOWN CENTRAL SCHOOL DISTRICT

Project Name
PHASE 1: 2022 BOND

District Office Address
160 VAN WYCK RD, BLAUVELT, NY 10913

SOUTH ORANGETOWN CSD
- ■ WILLIAM O. SCHAEFER SED# 50-03-01-06-0-012-019
- COTTAGE LANE ELEMENTARY SED#:50-03-01-06-0-010-022
- TAPPAN ZEE HIGH SCHOOL SED#:50-03-01-06-0-006-032
- WILLIAM O. SCHAEFER S&L SED#: 50-03-01-06-0-012-020
- COTTAGE LANE S&L SED#: 50-03-01-06-0-010-023
- COTTAGE LANE LIBRARY S&L SED#: 50-03-01-06-8-023-002
- WOS OUTDOOR CLASSROOM SED#: 50-03-01-06-7-053-001
- SOMS OUTDOOR CLASSROOM SED#: 50-03-01-06-7-056-001
- CLE OUTDOOR CLASSROOM SED#: 50-03-01-06-7-054-001
- TDHS OUTDOOR CLASSROOM SED#: 50-03-01-06-7-055-001

PROJECT ISSUE & REVISION SCHEDULE

No.	Date	Description

PROFESSIONAL STAMPS

NEW YORK STATE EDUCATION STATEMENT
IT IS A VIOLATION OF THE NEW YORK STATE EDUCATION LAW AND THE COMMISSIONER'S REGULATIONS FOR ANY PERSON, UNLESS ACTING UNDER THE DIRECTION OF A LICENSED ARCHITECT, ENGINEER OR SURVEYOR, TO ALTER IN ANY WAY AN ITEM BEARING THE SEAL OF AN ARCHITECT, ENGINEER OR SURVEYOR OR, ALTERED, THE ALTERING PARTY SHALL APPLY TO THE ITEM THEIR SEAL AND THE NOTATION "ALTERED BY" FOLLOWED BY THEIR SIGNATURE AND THE DATE OF SUCH ALTERATION, AND A SPECIFIC DESCRIPTION OF THE ALTERATION.

SHEET INFORMATION

Issued	Scale
10/18/2023	As indicated

Project Status
BID DOCUMENT

Drawn By	Checked By
KCM	JJM

Drawing Title
FIRST FLOOR HVAC NEW WORK PLAN- AREA C

Drawing Number
WOS
H202

10/18/2023 8:51:02 AM <project location> REVIT PROJECT FILES ON BIM360

KEY NOTES:

1. SSI TO BE INSTALLED IN JOIST SPACE. REMOVE BRACING AS NEEDED FOR INSTALLATION. PROVIDE NEW BRACING IN NEW LOCATION IF EXISTING BRACING IS REMOVED.
2. RETURN DUCTWORK TO BE ROUTED IN HALLWAY CEILING. COORDINATE WITH EXISTING UTILITIES AND REFRIGERANT PIPING.
3. SUPPLY DUCTWORK TO BE ROUTED IN CEILING. COORDINATE WITH EXISTING UTILITIES AND REFRIGERANT PIPING.
4. PROVIDE NEW CONTROLS HEAD END. **BID ALTERNATE MC-01.**
5. INSTALL 4' FINNED TUBE WITH DRAFT STOP WHERE INDICATED. PROVIDE WITH COVER.
6. CONNECT EXISTING EQUIPMENT TO NEW BMS SYSTEM. PROVIDE NEW CONTROL VALVE OR BACNET CARD DEPENDING UPON THE TYPE OF EQUIPMENT. **BID ALTERNATE MC-01.**

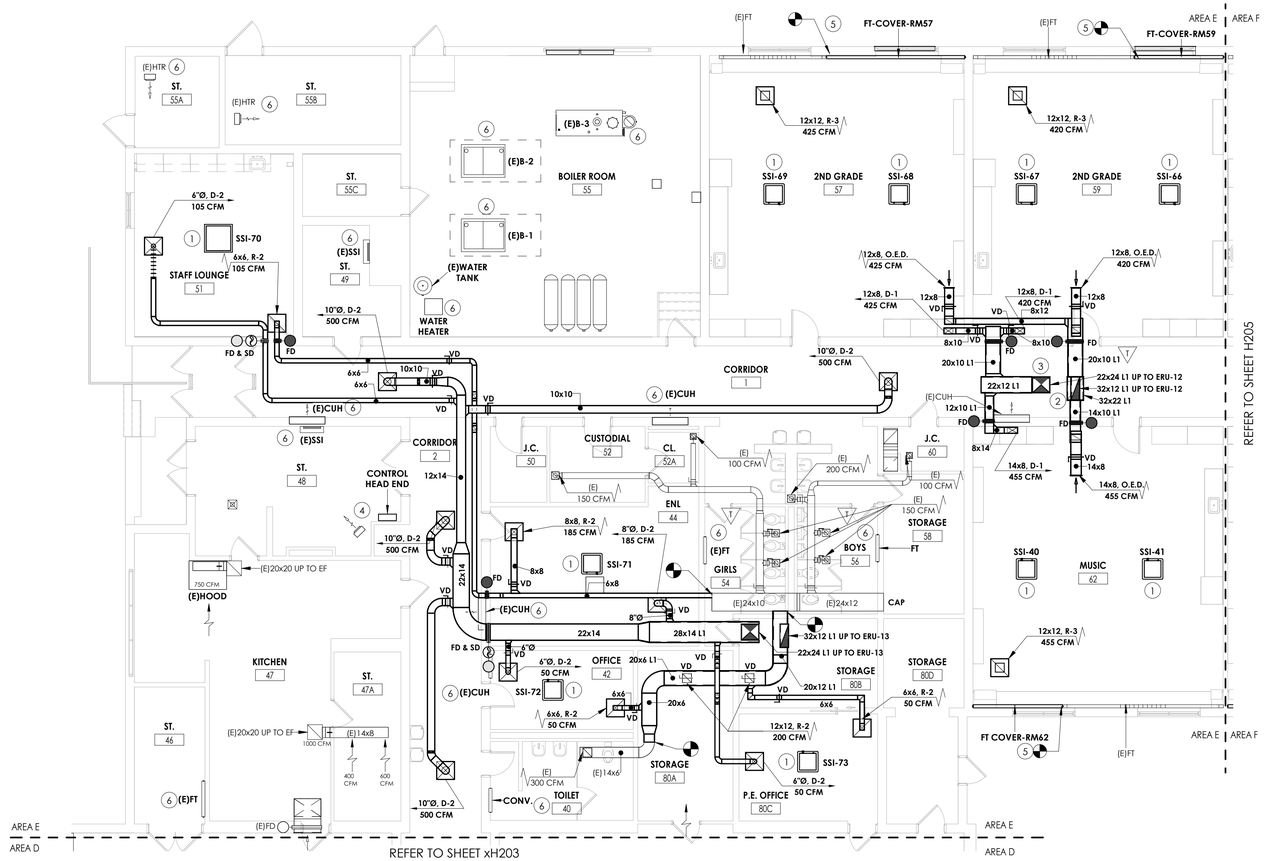

1 H204 **FIRST FLOOR HVAC NEW WORK PLAN-AREA E**

1/8" = 1'-0"

KEY PLAN:

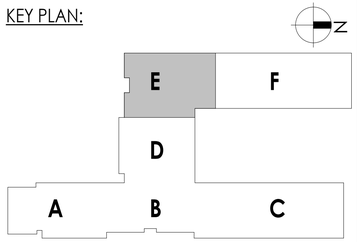

CPL | Architecture Engineering Planning
50 Front Street Suite 202,
Newburgh, NY 12550
CPLteam.com

SOUTH ORANGETOWN Central School District

Capital Improvements Bond

Essential Infrastructure for Student Health, Safety and Success

PROJECT INFORMATION

Project Number
1457.20

Client Name
SOUTH ORANGETOWN CENTRAL SCHOOL DISTRICT

Project Name
PHASE 1: 2022 BOND

District Office Address
160 VAN WYCK RD, BLAUVELT, NY 10913

SOUTH ORANGETOWN CSD
- ■ WILLIAM O. SCHAEFER SED#:50-03-01-06-0-012-019
- ☐ COTTAGE LANE ELEMENTARY SED#:50-03-01-06-0-010-022
- ☐ TAPPAN ZEE HIGH SCHOOL SED#:50-03-01-06-0-006-032
- ☐ WILLIAM O. SCHAEFER S&L SED#: 50-03-01-06-0-012-020
- ☐ COTTAGE LANE S&L SED#: 50-03-01-06-0-010-023
- ☐ COTTAGE LANE LIBRARY S&L SED#: 50-03-01-06-8-023-002
- ☐ WOS OUTDOOR CLASSROOM SED#: 50-03-01-06-7-053-001
- ☐ SOMS OUTDOOR CLASSROOM SED#: 50-03-01-06-7-056-001
- ☐ CLE OUTDOOR CLASSROOM SED#: 50-03-01-06-7-054-001
- ☐ TDHS OUTDOOR CLASSROOM SED#: 50-03-01-06-7-055-001

PROJECT ISSUE & REVISION SCHEDULE

No.	Date	Description

PROFESSIONAL STAMPS

NEW YORK STATE EDUCATION STATEMENT

IT IS A VIOLATION OF THE NEW YORK STATE EDUCATION LAW AND THE COMMISSIONER'S REGULATIONS FOR ANY PERSON, UNLESS ACTING UNDER THE DIRECTION OF A LICENSED ARCHITECT, ENGINEER OR LAND SURVEYOR, TO ALTER AN ITEM IN ANY WAY. IF AN ITEM BEARING THE SEAL OF AN ARCHITECT, ENGINEER OR SURVEYOR IS ALTERED, THE ALTERING PARTY SHALL AFFIX TO THE ITEM THEIR SEAL AND THE NOTATION "ALTERED BY" FOLLOWED BY THEIR SIGNATURE AND THE DATE OF SUCH ALTERATION, AND A SPECIFIC DESCRIPTION OF THE ALTERATION.

SHEET INFORMATION

Issued	Scale
10/18/2023	1/8" = 1'-0"

Project Status
BID DOCUMENT

Drawn By	Checked By
KCM	JJM

Drawing Title
FIRST FLOOR HVAC NEW WORK PLAN- AREA E

Drawing Number
WOS H204

10/18/2023 8:51:06 AM <project location> REVIT PROJECT FILES ON BIM360

KEY NOTES:

1. SSI TO BE INSTALLED IN JOIST SPACE. REMOVE BRACING AS NEEDED FOR INSTALLATION. PROVIDE NEW PROVIDE NEW BRACING IN NEW LOCATION IF EXISTING BRACING IS REMOVED.
2. RETURN DUCTWORK TO BE ROUTED IN HALLWAY CEILING. COORDINATE WITH EXISTING UTILITIES AND REFRIGERANT PIPING.
3. SUPPLY DUCTWORK TO BE ROUTED IN CEILING. COORDINATE WITH EXISTING UTILITIES AND REFRIGERANT PIPING.
4. INSTALL 4' FINNED TUBE WITH DRAFT STOP WHERE INDICATED. PROVIDE WITH COVER.
5. SUPPLY DUCT TO RUN IN EXISTING SOFFIT.
6. CONNECT EXISTING EQUIPMENT TO NEW BMS SYSTEM. PROVIDE NEW CONTROL VALVE OR BACNET CARD DEPENDING UPON THE TYPE OF EQUIPMENT. **BID ALTERNATE MC-01.**

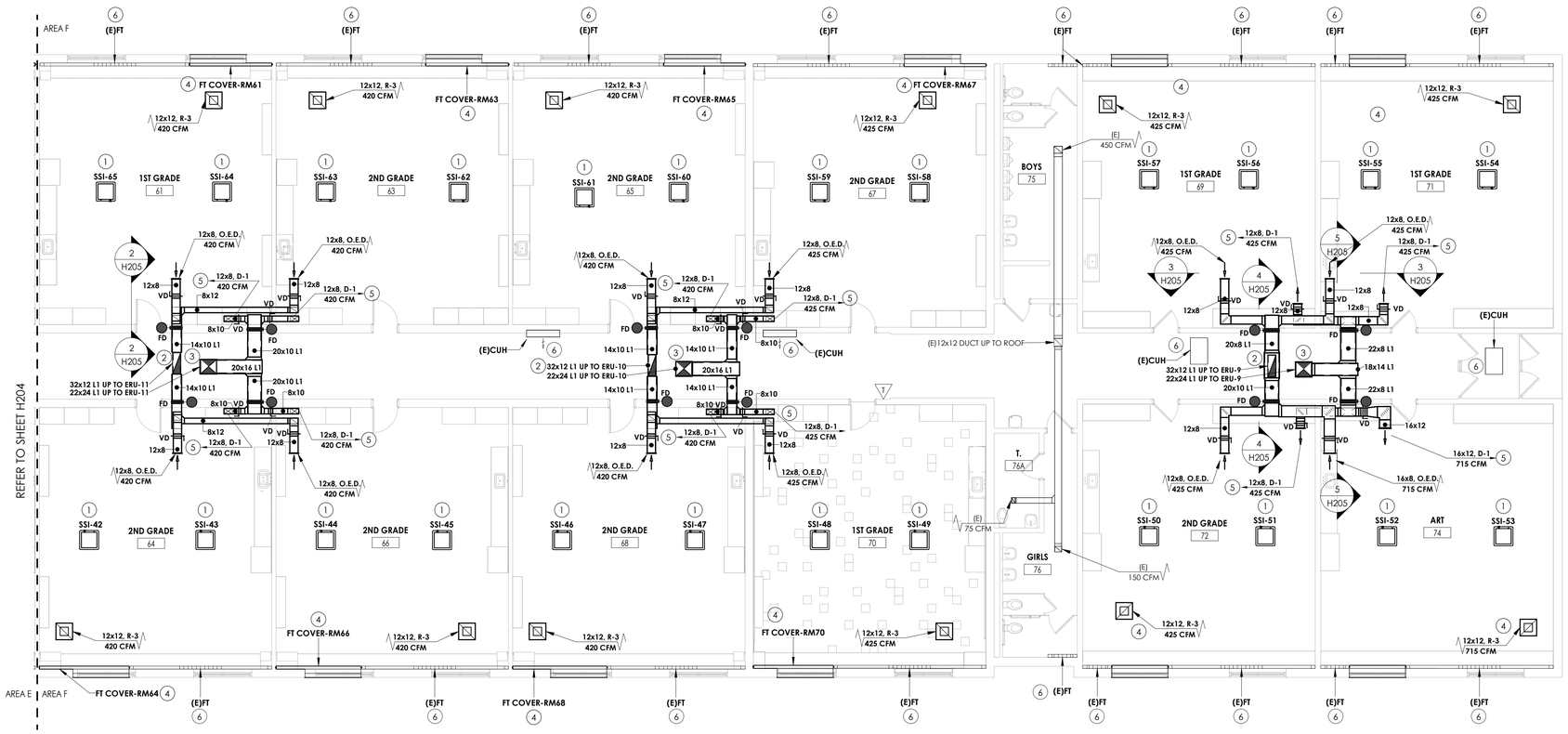

1 H205 **FIRST FLOOR HVAC NEW WORK PLAN-AREA F**
1/8" = 1'-0"

5 H205 **SECTION**
1/8" = 1'-0"

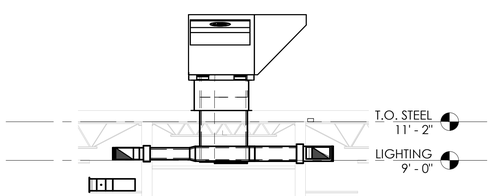

4 H205 **SECTION**
1/4" = 1'-0"

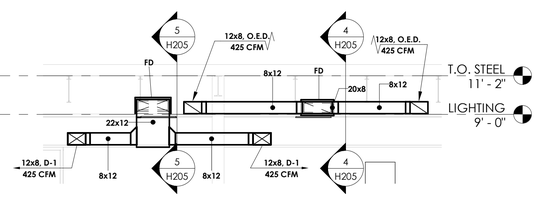

3 H205 **SECTION**
1/4" = 1'-0"

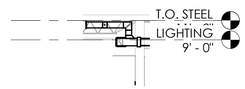

2 H205 **SECTION**
1/8" = 1'-0"

KEY PLAN:

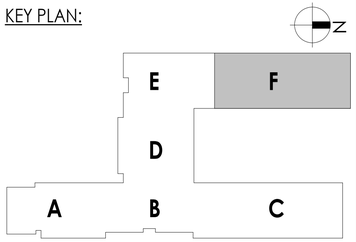

CPL | Architecture Engineering Planning
50 Front Street Suite 202,
Newburgh, NY 12550
CPLteam.com

SOUTH ORANGETOWN Central School District
Capital Improvements Bond
Essential Infrastructure for Student Health, Safety and Success

PROJECT INFORMATION

Project Number
14457.20

Client Name
SOUTH ORANGETOWN CENTRAL SCHOOL DISTRICT

Project Name
PHASE 1: 2022 BOND

District Office Address
160 VAN WYCK RD, BLAUVELT, NY 10913

SOUTH ORANGETOWN CSD
- ■ WILLIAM O. SCHAEFER SED#:50-03-01-06-0-012-019
- ☐ COTTAGE LANE ELEMENTARY SED#:50-03-01-06-0-010-022
- ☐ TAPPAN ZEE HIGH SCHOOL SED#:50-03-01-06-0-006-032
- ☐ WILLIAM O. SCHAEFER S&L SED#: 50-03-01-06-0-012-020
- ☐ COTTAGE LANE S&L SED#: 50-03-01-06-0-010-023
- ☐ COTTAGE LANE LIBRARY S&L SED#: 50-03-01-06-8-023-002
- ☐ WOS OUTDOOR CLASSROOM SED#: 50-03-01-06-7-053-001
- ☐ SOMS OUTDOOR CLASSROOM SED#: 50-03-01-06-7-056-001
- ☐ CLE OUTDOOR CLASSROOM SED#: 50-03-01-06-7-054-001
- ☐ TDHS OUTDOOR CLASSROOM SED#: 50-03-01-06-7-055-001

PROJECT ISSUE & REVISION SCHEDULE

No.	Date	Description

PROFESSIONAL STAMPS

NEW YORK STATE EDUCATION STATEMENT

IT IS A VIOLATION OF THE NEW YORK STATE EDUCATION LAW AND THE COMMISSIONER'S REGULATIONS FOR ANY PERSON, UNLESS ACTING UNDER THE DIRECTION OF A LICENSED ARCHITECT, ENGINEER OR SURVEYOR, TO ALTER IN ANY WAY AN ITEM BEARING THE SEAL OF AN ARCHITECT, ENGINEER OR SURVEYOR IS ALTERED. THE ALTERING PARTY SHALL AFFIX TO THE ITEM THEIR SEAL AND THE NOTATION "ALTERED BY" FOLLOWED BY THEIR SIGNATURE AND THE DATE OF SUCH ALTERATION, AND A SPECIFIC DESCRIPTION OF THE ALTERATION.

SHEET INFORMATION

Issued	Scale
10/18/2023	As indicated

Project Status
BID DOCUMENT

Drawn By	Checked By
KCM	JJM

Drawing Title
FIRST FLOOR HVAC NEW WORK PLAN- AREA F

Drawing Number
WOS
H205

10/18/2023 8:51:12 AM <project location> REVIT PROJECT FILES ON BIM360

GENERAL NOTES

1. MAINTAIN ALL EXISTING ROOF WARRANTIES.

KEY NOTES

1. PROVIDE ERU ON INSULATED CURB WITH VIBRATION INSULATION.
2. PROVIDE WITH 12" EQUIPMENT RAILS, VIBRATION INSULATION AND PIPE PORTAL.
3. ROUTE NEW RS/RL LINES DOWN THROUGH ROOF. COORDINATE WITH EXISTING ROOFING AND STRUCTURE. INSTALL PER MANUFACTURE'S INSTRUCTIONS.

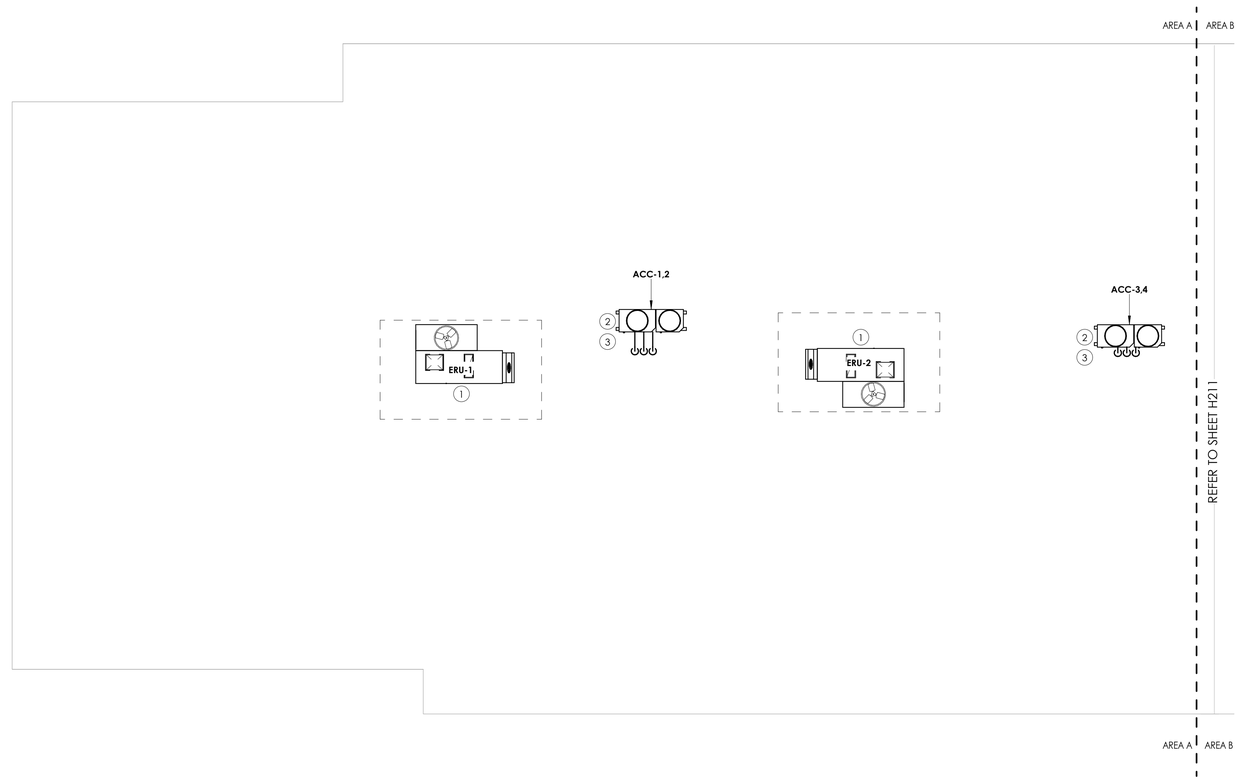

1 H210 **ROOF NEW WORK PLAN- AREA A**
1/8" = 1'-0"

KEY PLAN:

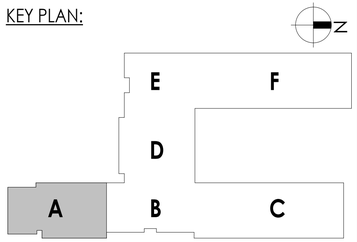

CPL | Architecture Engineering Planning
50 Front Street Suite 202,
Newburgh, NY 12550
CPLteam.com

SOUTH ORANGETOWN Central School District
Capital Improvements Bond
Essential Infrastructure for Student Health, Safety and Success

PROJECT INFORMATION

Project Number
14457.20

Client Name
SOUTH ORANGETOWN CENTRAL SCHOOL DISTRICT

Project Name
PHASE 1: 2022 BOND

District Office Address
160 VAN WYCK RD, BLAUVELT, NY 10913

SOUTH ORANGETOWN CSD
- ■ WILLIAM O. SCHAEFER SED#:50-03-01-06-0-012-019
- ☐ COTTAGE LANE ELEMENTARY SED#:50-03-01-06-0-010-022
- ☐ TAPPAN ZEE HIGH SCHOOL SED#:50-03-01-06-0-006-032
- ☐ WILLIAM O. SCHAEFER S&L SED#: 50-03-01-06-0-012-020
- ☐ COTTAGE LANE S&L SED#: 50-03-01-06-0-010-023
- ☐ COTTAGE LANE LIBRARY S&L SED#: 50-03-01-06-8-023-002
- ☐ WOS OUTDOOR CLASSROOM SED#: 50-03-01-06-7-053-001
- ☐ SOMS OUTDOOR CLASSROOM SED#: 50-03-01-06-7-056-001
- ☐ CLE OUTDOOR CLASSROOM SED#: 50-03-01-06-7-054-001
- ☐ TZHS OUTDOOR CLASSROOM SED#: 50-03-01-06-7-055-001

PROJECT ISSUE & REVISION SCHEDULE

No.	Date	Description

PROFESSIONAL STAMPS

NEW YORK STATE EDUCATION STATEMENT

IT IS A VIOLATION OF THE NEW YORK STATE EDUCATION LAW AND THE COMMISSIONER'S REGULATIONS FOR ANY PERSON, UNLESS ACTING UNDER THE DIRECTION OF A LICENSED ARCHITECT, ENGINEER OR LAND SURVEYOR, TO ALTER AN ITEM IN ANY WAY. IF AN ITEM BEARING THE SEAL OF AN ARCHITECT, ENGINEER OR SURVEYOR IS ALTERED, THE ALTERING PARTY SHALL AFFIX TO THE ITEM THEIR SEAL AND THE NOTATION "ALTERED BY" FOLLOWED BY THEIR SIGNATURE AND THE DATE OF SUCH ALTERATION, AND A SPECIFIC DESCRIPTION OF THE ALTERATION.

SHEET INFORMATION

Issued	Scale
10/18/2023	1/8" = 1'-0"

Project Status
BID DOCUMENT

Drawn By	Checked By
KCM	JJM

Drawing Title
ROOF HVAC NEW WORK PLAN-AREA A

Drawing Number
WOS
H210

10/18/2023 8:51:14 AM <project location> REVIT PROJECT FILES ON BIM360

GENERAL NOTES

1. MAINTAIN ALL EXISTING ROOF WARRANTIES.

KEY NOTES

1. PROVIDE ERU ON INSULATED CURB WITH VIBRATION INSULATION.
2. PROVIDE WITH 12" EQUIPMENT RAILS, VIBRATION INSULATION AND PIPE PORTAL.
3. ROUTE NEW RS/RL LINES DOWN THROUGH ROOF. COORDINATE WITH EXISTING ROOFING AND STRUCTURE. INSTALL PER MANUFACTURERS INSTRUCTIONS.
4. CONNECT EXISTING EQUIPMENT TO NEW BMS SYSTEM. PROVIDE NEW CONTROL VALVE OR BACNET CARD DEPENDING UPON THE TYPE OF EQUIPMENT. **BID ALTERNATE MC-01.**
5. EXISTING EQUIPMENT NOT CONNECTED TO BMS.
6. PROVIDE NEW INSULATED ROOF CURB.

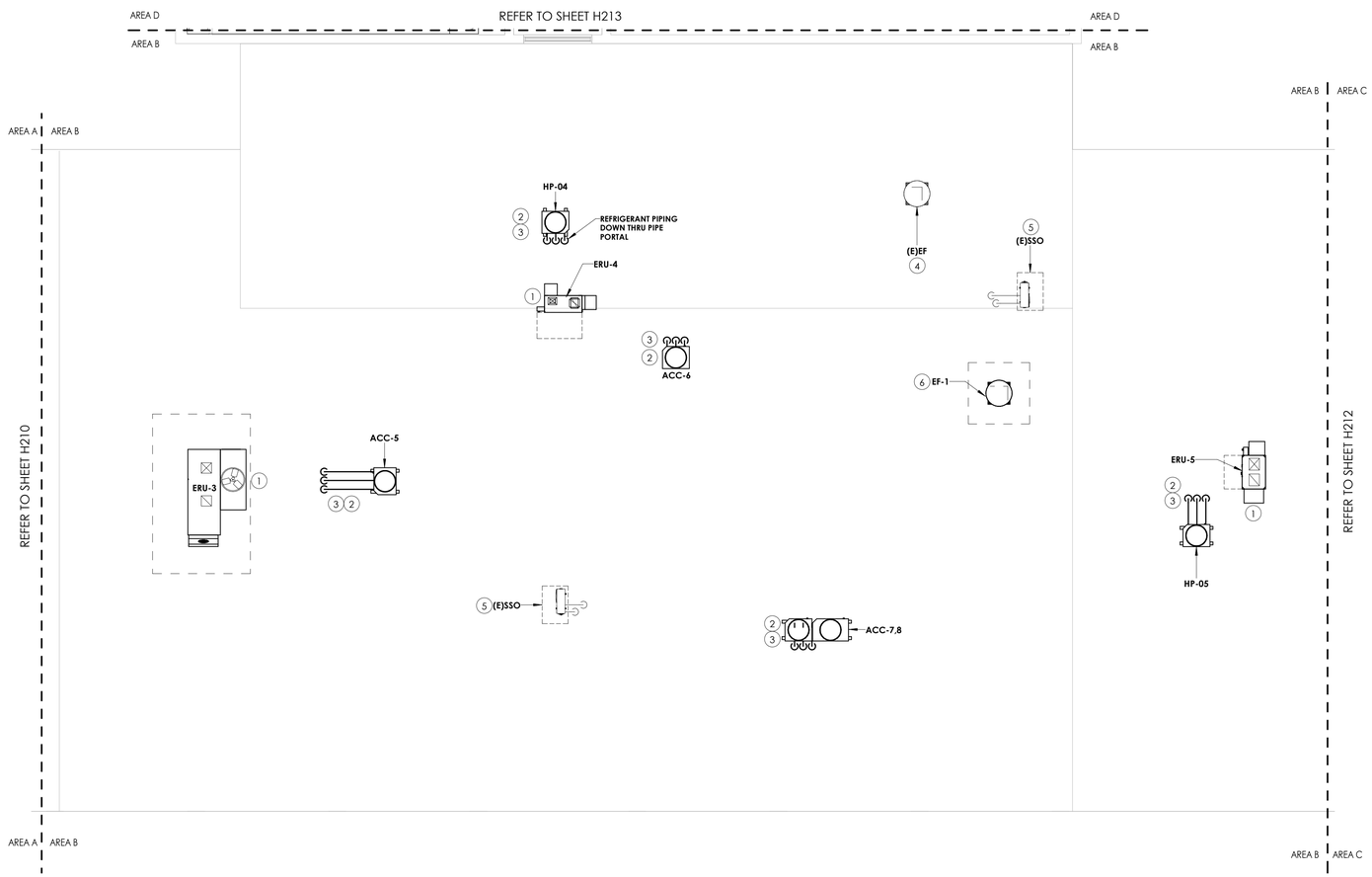

1 / H211 **ROOF NEW WORK PLAN- AREA B**

1/8" = 1'-0"

KEY PLAN:

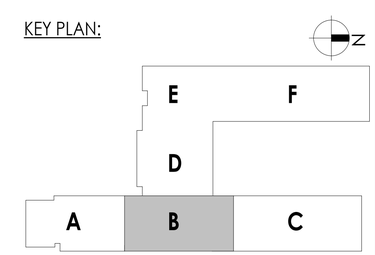

CPL | Architecture Engineering Planning
50 Front Street Suite 202,
Newburgh, NY 12550
CPLteam.com

SOUTH ORANGETOWN Central School District

Capital Improvements Bond

Essential Infrastructure for Student Health, Safety and Success

PROJECT INFORMATION

Project Number
14457.20

Client Name
SOUTH ORANGETOWN CENTRAL SCHOOL DISTRICT

Project Name
PHASE 1: 2022 BOND

District Office Address
160 VAN WYCK RD, BLAUVELT, NY 10913

SOUTH ORANGETOWN CSD
- ■ WILLIAM O. SCHAEFER SED#:50-03-01-06-0-012-019
- ☐ COTTAGE LANE ELEMENTARY SED#:50-03-01-06-0-010-022
- ☐ TAPPAN ZEE HIGH SCHOOL SED#:50-03-01-06-0-006-032
- ☐ WILLIAM O. SCHAEFER S&L SED#: 50-03-01-06-0-012-020
- ☐ COTTAGE LANE S&L SED#: 50-03-01-06-0-010-023
- ☐ COTTAGE LANE LIBRARY S&L SED#: 50-03-01-06-8-023-002
- ☐ WOS OUTDOOR CLASSROOM SED#: 50-03-01-06-7-053-001
- ☐ SOMS OUTDOOR CLASSROOM SED#: 50-03-01-06-7-056-001
- ☐ CLE OUTDOOR CLASSROOM SED#: 50-03-01-06-7-054-001
- ☐ TZHS OUTDOOR CLASSROOM SED#: 50-03-01-06-7-055-001

PROJECT ISSUE & REVISION SCHEDULE

No.	Date	Description

PROFESSIONAL STAMPS

NEW YORK STATE EDUCATION STATEMENT

IT IS A VIOLATION OF THE NEW YORK STATE EDUCATION LAW AND THE COMMISSIONER'S REGULATIONS FOR ANY PERSON, UNLESS ACTING UNDER THE DIRECTION OF A LICENSED ARCHITECT, ENGINEER OR LAND SURVEYOR, TO ALTER AN ITEM IN ANY WAY. IF AN ITEM BEARING THE SEAL OF AN ARCHITECT, ENGINEER OR LAND SURVEYOR IS ALTERED, THE ALTERING PARTY SHALL AFFIX TO THE ITEM THEIR SEAL AND THE NOTATION "ALTERED BY" FOLLOWED BY THEIR SIGNATURE AND THE DATE OF SUCH ALTERATION, AND A SPECIFIC DESCRIPTION OF THE ALTERATION.

SHEET INFORMATION

Issued	Scale
10/18/2023	1/8" = 1'-0"

Project Status
BID DOCUMENT

Drawn By	Checked By
KCM	JJM

Drawing Title
ROOF HVAC NEW WORK PLAN-AREA B

Drawing Number
WOS H211

10/18/2023 8:51:16 AM <project location> REVIT PROJECT FILES ON BIM360

GENERAL NOTES

1. MAINTAIN ALL EXISTING ROOF WARRANTIES.

KEY NOTES

1. PROVIDE ERU UNIT ON INSULATED CURB WITH VIBRATION INSULATION.
2. PROVIDE WITH 12" EQUIPMENT RAILS, VIBRATION INSULATION AND PIPE PORTAL.
3. ROUTE NEW RS/RL LINES DOWN THROUGH ROOF. COORDINATE WITH EXISTING ROOFING AND STRUCTURE. INSTALL PER MANUFACTURERS INSTRUCTIONS.
4. CONNECT EXISTING EQUIPMENT TO NEW BMS SYSTEM. PROVIDE NEW CONTROL VALVE OR BACNET CARD DEPENDING UPON THE TYPE OF EQUIPMENT. **BID ALTERNATE MC-01.**
5. PROVIDE RTU UNIT ON INSULATED CURB WITH VIBRATION INSULATION. RECONNECT TO DUCTWORK.

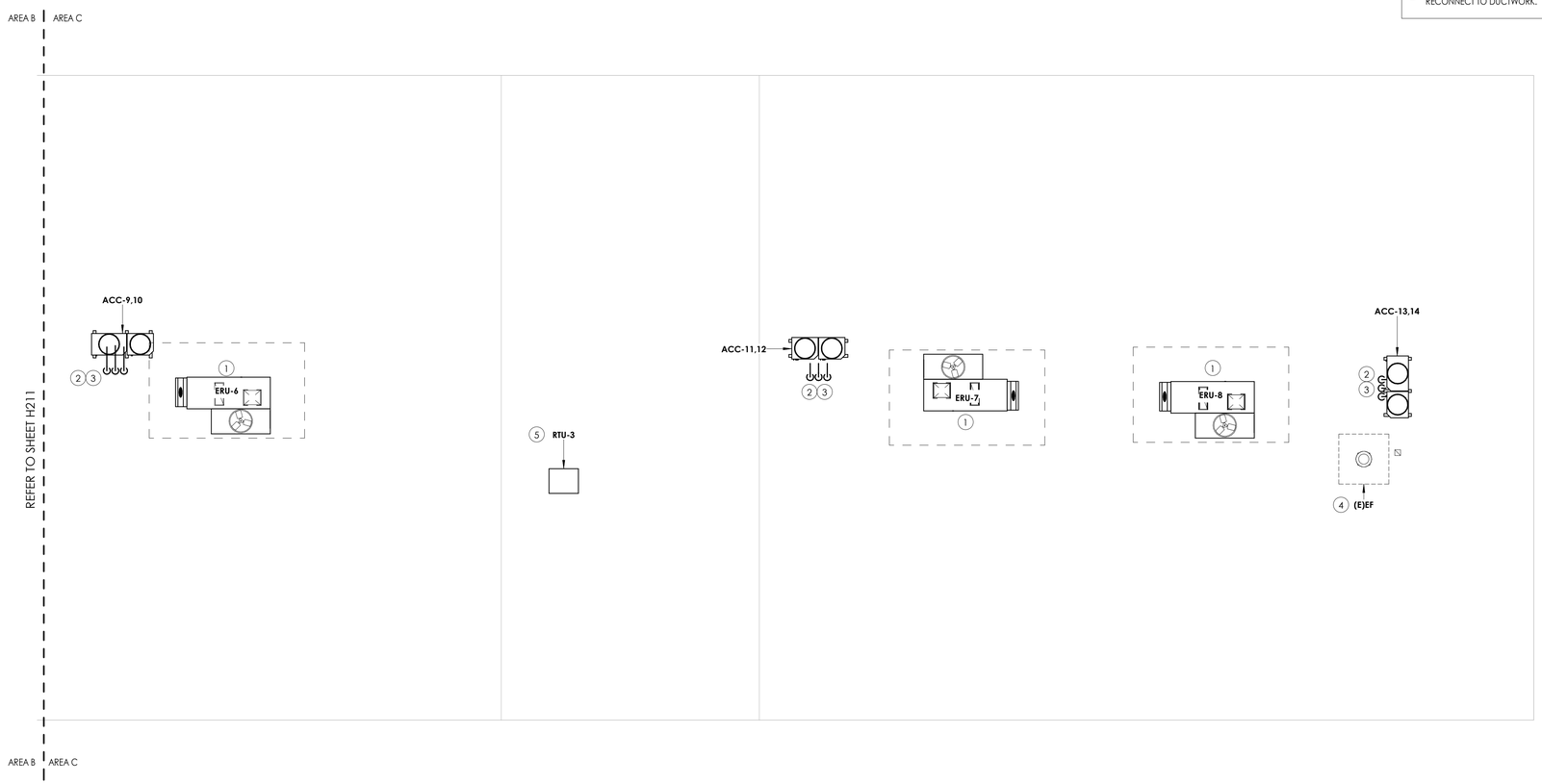

1 / H212 **ROOF NEW WORK PLAN- AREA C**
1/8" = 1'-0"

KEY PLAN:

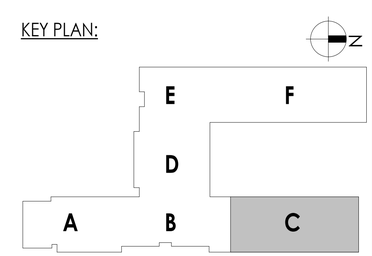

CPL | Architecture Engineering Planning
50 Front Street Suite 202,
Newburgh, NY 12550
CPLteam.com

SOUTH ORANGETOWN Central School District
Capital Improvements Bond
Essential Infrastructure for Student Health, Safety and Success

PROJECT INFORMATION

Project Number
14457.20

Client Name
SOUTH ORANGETOWN CENTRAL SCHOOL DISTRICT

Project Name
PHASE 1: 2022 BOND

District Office Address
160 VAN WYCK RD, BLAUVELT, NY 10913

SOUTH ORANGETOWN CSD
- ■ WILLIAM O. SCHAEFER SED# 50-03-01-06-0-012-019
- ☐ COTTAGE LANE ELEMENTARY SED#:50-03-01-06-0-010-022
- ☐ TAPPAN ZEE HIGH SCHOOL SED#:50-03-01-06-0-006-032
- ☐ WILLIAM O. SCHAEFER S&L SED#: 50-03-01-06-0-012-020
- ☐ COTTAGE LANE S&L SED#: 50-03-01-06-0-010-023
- ☐ COTTAGE LANE LIBRARY S&L SED#: 50-03-01-06-8-023-002
- ☐ WOS OUTDOOR CLASSROOM SED#: 50-03-01-06-7-053-001
- ☐ SOMS OUTDOOR CLASSROOM SED#: 50-03-01-06-7-056-001
- ☐ CLE OUTDOOR CLASSROOM SED#: 50-03-01-06-7-054-001
- ☐ TDHS OUTDOOR CLASSROOM SED#: 50-03-01-06-7-055-001

PROJECT ISSUE & REVISION SCHEDULE

No.	Date	Description

PROFESSIONAL STAMPS

NEW YORK STATE EDUCATION STATEMENT
IT IS A VIOLATION OF THE NEW YORK STATE EDUCATION LAW AND THE COMMISSIONER'S RULES AND REGULATIONS FOR ANY PERSON, UNLESS ACTING UNDER THE DIRECTION OF A LICENSED ARCHITECT, ENGINEER OR LAND SURVEYOR, TO ALTER AN ITEM IN ANY WAY. IF AN ITEM BEARING THE SEAL OF AN ARCHITECT, ENGINEER OR SURVEYOR IS ALTERED, THE ALTERING PARTY SHALL AFFIX TO THE ITEM THEIR SEAL AND THE NOTATION "ALTERED BY" FOLLOWED BY THEIR SIGNATURE AND THE DATE OF SUCH ALTERATION, AND A SPECIFIC DESCRIPTION OF THE ALTERATION.

SHEET INFORMATION

Issued	Scale
10/18/2023	1/8" = 1'-0"

Project Status
BID DOCUMENT

Drawn By	Checked By
KCM	JJM

Drawing Title
ROOF HVAC NEW WORK PLAN-AREA C

Drawing Number
WOS
H212

10/18/2023 8:51:18 AM <project location> REVIT PROJECT FILES ON BIM360

GENERAL NOTES

1. MAINTAIN ALL EXISTING ROOF WARRANTIES.

KEY NOTES

1. PROVIDE DX COOLING COIL IN EXISTING UNIT. CONNECT TO NEW OUTDOOR CONDENSING UNIT. ENSURE UNIT REMAINS SEALED. REBALANCE ALL GRILLES & DIFFUSERS IN SPACES BELOW FROM THIS ADDITIONAL STATIC PRESSURE CAUSED BY NEW COIL. CONNECT NEW COOLING CONTROLS TO NEW DDC SYSTEM.
2. PROVIDE WITH 12" EQUIPMENT RAILS AND VIBRATION INSULATION.
3. PROVIDE NEW OUTDOOR CONDENSING UNITS. COORDINATE WITH EXISTING ROOFING AND STRUCTURE. INSTALL PER MANUFACTURERS INSTRUCTIONS.
4. CONNECT EXISTING EQUIPMENT TO NEW BMS SYSTEM. PROVIDE NEW CONTROL VALVE OR BACNET CARD DEPENDING UPON THE TYPE OF EQUIPMENT. **BID ALTERNATE MC-01.**

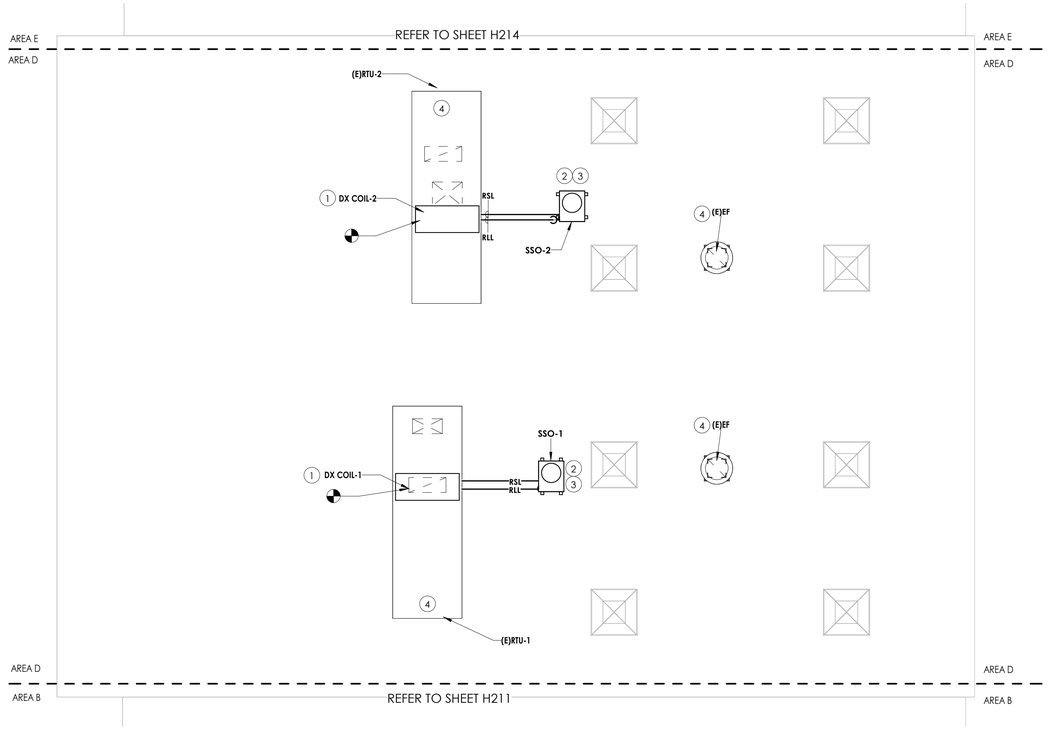

1 / H213 **ROOF NEW WORK PLAN- AREA D**

1/8" = 1'-0"

KEY PLAN:

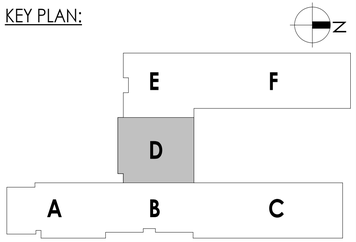

CPL | Architecture Engineering Planning
50 Front Street Suite 202,
Newburgh, NY 12550
CPLteam.com

SOUTH ORANGETOWN Central School District

Capital Improvements Bond

Essential Infrastructure for Student Health, Safety and Success

PROJECT INFORMATION

Project Number
14457.20

Client Name
SOUTH ORANGETOWN CENTRAL SCHOOL DISTRICT

Project Name
PHASE 1: 2022 BOND

District Office Address
160 VAN WYCK RD, BLAUVELT, NY 10913

SOUTH ORANGETOWN CSD

- ■ WILLIAM O. SCHAEFER SED#:50-03-01-06-0-012-019
- ☐ COTTAGE LANE ELEMENTARY SED#:50-03-01-06-0-010-022
- ☐ TAPPAN ZEE HIGH SCHOOL SED#:50-03-01-06-0-006-032
- ☐ WILLIAM O. SCHAEFER S&L SED#: 50-03-01-06-0-012-020
- ☐ COTTAGE LANE S&L SED#: 50-03-01-06-0-010-023
- ☐ COTTAGE LANE LIBRARY S&L SED#: 50-03-01-06-8-023-002
- ☐ WOS OUTDOOR CLASSROOM SED#: 50-03-01-06-7-053-001
- ☐ SOMS OUTDOOR CLASSROOM SED#: 50-03-01-06-7-056-001
- ☐ CLE OUTDOOR CLASSROOM SED#: 50-03-01-06-7-054-001
- ☐ TZHS OUTDOOR CLASSROOM SED#: 50-03-01-06-7-055-001

PROJECT ISSUE & REVISION SCHEDULE

No.	Date	Description

PROFESSIONAL STAMPS

NEW YORK STATE EDUCATION STATEMENT

IT IS A VIOLATION OF THE NEW YORK STATE EDUCATION LAW AND THE COMMISSIONER'S REGULATIONS FOR ANY PERSON, UNLESS ACTING UNDER THE DIRECTION OF A LICENSED ARCHITECT, ENGINEER OR LAND SURVEYOR, TO ALTER AN ITEM IN ANY WAY. IF AN ITEM BEARING THE SEAL OF AN ARCHITECT, ENGINEER OR SURVEYOR IS ALTERED, THE ALTERING PARTY SHALL AFFIX TO THE ITEM THEIR SEAL AND THE NOTATION "ALTERED BY" FOLLOWED BY THEIR SIGNATURE AND THE DATE OF SUCH ALTERATION, AND A SPECIFIC DESCRIPTION OF THE ALTERATION.

SHEET INFORMATION

Issued	Scale
10/18/2023	1/8" = 1'-0"

Project Status
BID DOCUMENT

Drawn By	Checked By
KCM	JJM

Drawing Title
ROOF HVAC NEW WORK PLAN-AREA D

Drawing Number
WOS
H213

10/18/2023 8:51:19 AM <project location> REVIT PROJECT FILES ON BIM360

GENERAL NOTES

1. MAINTAIN ALL EXISTING ROOF WARRANTIES.

KEY NOTES

1. PROVIDE ERU ON INSULATED CURB WITH VIBRATION INSULATION.
2. PROVIDE WITH 12" EQUIPMENT RAILS, VIBRATION INSULATION AND PIPE PORTAL.
3. ROUTE NEW RS/RL LINES DOWN THROUGH ROOF. COORDINATE WITH EXISTING ROOFING AND STRUCTURE. INSTALL PER MANUFACTURERS INSTRUCTIONS.
4. CONNECT EXISTING EQUIPMENT TO NEW BMS SYSTEM. PROVIDE NEW CONTROL VALVE OR BACNET CARD DEPENDING UPON THE TYPE OF EQUIPMENT. **BID ALTERNATE MC-01.**

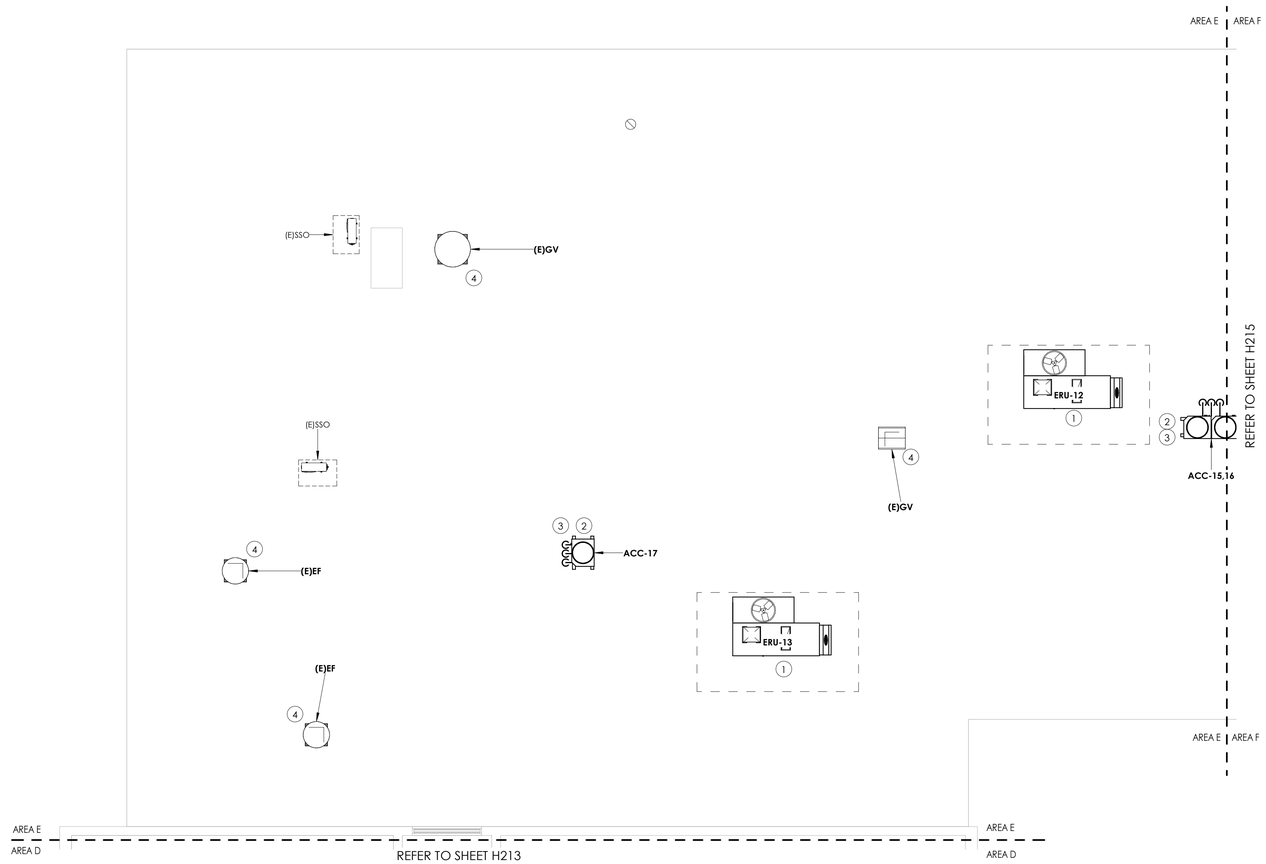

1 / H214 **ROOF NEW WORK PLAN- AREA E**

1/8" = 1'-0"

KEY PLAN:

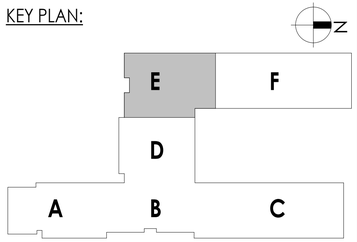

CPL | Architecture Engineering Planning
50 Front Street Suite 202,
Newburgh, NY 12550
CPLteam.com

SOUTH ORANGETOWN Central School District

Capital Improvements Bond

Essential Infrastructure for Student Health, Safety and Success

PROJECT INFORMATION

Project Number
14457.20

Client Name
SOUTH ORANGETOWN CENTRAL SCHOOL DISTRICT

Project Name
PHASE 1: 2022 BOND

District Office Address
160 VAN WYCK RD, BLAUVELT, NY 10913

SOUTH ORANGETOWN CSD
- ■ WILLIAM O. SCHAEFER SED#:50-03-01-06-0-012-019
- ☐ COTTAGE LANE ELEMENTARY SED#:50-03-01-06-0-010-022
- ☐ TAPPAN ZEE HIGH SCHOOL SED#:50-03-01-06-0-006-032
- ☐ WILLIAM O. SCHAEFER S&L SED#: 50-03-01-06-0-012-020
- ☐ COTTAGE LANE S&L SED#: 50-03-01-06-0-010-023
- ☐ COTTAGE LANE LIBRARY S&L SED#: 50-03-01-06-8-023-002
- ☐ WOS OUTDOOR CLASSROOM SED#: 50-03-01-06-7-053-001
- ☐ SOMS OUTDOOR CLASSROOM SED#: 50-03-01-06-7-056-001
- ☐ CLE OUTDOOR CLASSROOM SED#: 50-03-01-06-7-054-001
- ☐ TZHS OUTDOOR CLASSROOM SED#: 50-03-01-06-7-055-001

PROJECT ISSUE & REVISION SCHEDULE

No.	Date	Description

PROFESSIONAL STAMPS

NEW YORK STATE EDUCATION STATEMENT

IT IS A VIOLATION OF THE NEW YORK STATE EDUCATION LAW AND THE COMMISSIONER'S REGULATIONS FOR ANY PERSON, UNLESS ACTING UNDER THE DIRECTION OF A LICENSED ARCHITECT, ENGINEER OR LAND SURVEYOR, TO ALTER AN ITEM IN ANY WAY. IF AN ITEM BEARING THE SEAL OF AN ARCHITECT, ENGINEER OR SURVEYOR IS ALTERED, THE ALTERING PARTY SHALL AFFIX TO THE ITEM THEIR SEAL AND THE NOTATION "ALTERED BY" FOLLOWED BY THEIR SIGNATURE AND THE DATE OF SUCH ALTERATION, AND A SPECIFIC DESCRIPTION OF THE ALTERATION.

SHEET INFORMATION

Issued	Scale
10/18/2023	1/8" = 1'-0"

Project Status
BID DOCUMENT

Drawn By	Checked By
KCM	JJM

Drawing Title
ROOF HVAC NEW WORK PLAN-AREA E

Drawing Number
WOS H214

10/18/2023 8:51:21 AM <project location> REVIT PROJECT FILES ON BIM360

GENERAL NOTES

1. MAINTAIN ALL EXISTING ROOF WARRANTIES.

KEY NOTES

1. PROVIDE ERU ON INSULATED CURB WITH VIBRATION INSULATION.
2. PROVIDE WITH 12" EQUIPMENT RAILS, VIBRATION INSULATION AND PIPE PORTAL.
3. ROUTE NEW RS/RL LINES DOWN THROUGH ROOF. COORDINATE WITH EXISTING ROOFING AND STRUCTURE. INSTALL PER MANUFACTURERS INSTRUCTIONS.
4. CONNECT EXISTING EQUIPMENT TO NEW BMS SYSTEM. PROVIDE NEW CONTROL VALVE OR BACNET CARD DEPENDING UPON THE TYPE OF EQUIPMENT. **BID ALTERNATE MC-01.**

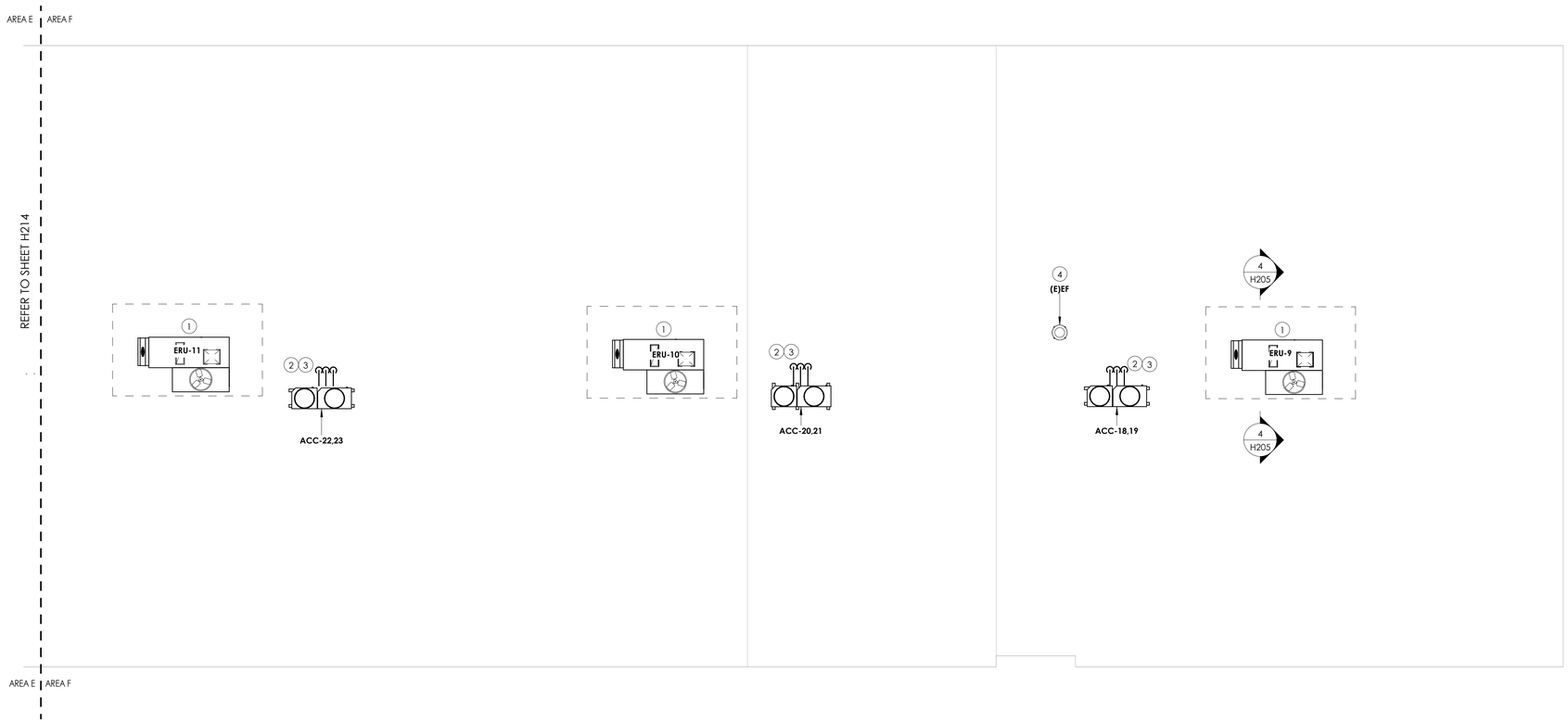

1 / H215 **ROOF NEW WORK PLAN- AREA F**

1/8" = 1'-0"

KEY PLAN:

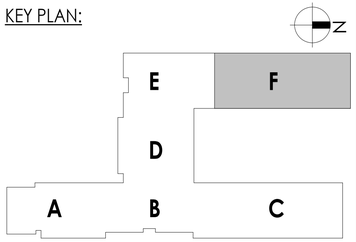

CPL | Architecture Engineering Planning
50 Front Street Suite 202,
Newburgh, NY 12550
CPLteam.com

SOUTH ORANGETOWN Central School District

Capital Improvements Bond

Essential Infrastructure for Student Health, Safety and Success

PROJECT INFORMATION

Project Number
14457.20

Client Name
SOUTH ORANGETOWN CENTRAL SCHOOL DISTRICT

Project Name
PHASE 1: 2022 BOND

District Office Address
160 VAN WYCK RD, BLAUVELT, NY 10913

SOUTH ORANGETOWN CSD

- ■ WILLIAM O. SCHAEFER SED#:50-03-01-06-0-012-019
- ☐ COTTAGE LANE ELEMENTARY SED#:50-03-01-06-0-010-022
- ☐ TAPPAN ZEE HIGH SCHOOL SED#:50-03-01-06-0-006-032
- ☐ WILLIAM O. SCHAEFER S&L SED#: 50-03-01-06-0-012-020
- ☐ COTTAGE LANE S&L SED#: 50-03-01-06-0-010-023
- ☐ COTTAGE LANE LIBRARY S&L SED#: 50-03-01-06-8-023-002
- ☐ WOS OUTDOOR CLASSROOM SED#: 50-03-01-06-7-053-001
- ☐ SOMS OUTDOOR CLASSROOM SED#: 50-03-01-06-7-056-001
- ☐ CLE OUTDOOR CLASSROOM SED#: 50-03-01-06-7-054-001
- ☐ TZHS OUTDOOR CLASSROOM SED#: 50-03-01-06-7-055-001

PROJECT ISSUE & REVISION SCHEDULE

No.	Date	Description

PROFESSIONAL STAMPS

NEW YORK STATE EDUCATION STATEMENT

IT IS A VIOLATION OF THE NEW YORK STATE EDUCATION LAW AND THE COMMISSIONER'S REGULATIONS FOR ANY PERSON, UNLESS ACTING UNDER THE DIRECTION OF A LICENSED ARCHITECT, ENGINEER OR LAND SURVEYOR, TO ALTER AN ITEM IN ANY WAY. IF AN ITEM BEARING THE SEAL OF AN ARCHITECT, ENGINEER OR LAND SURVEYOR IS ALTERED, THE ALTERING PARTY SHALL AFFIX TO THE ITEM THEIR SEAL AND THE NOTATION "ALTERED BY" FOLLOWED BY THEIR SIGNATURE AND THE DATE OF SUCH ALTERATION, AND A SPECIFIC DESCRIPTION OF THE ALTERATION.

SHEET INFORMATION

Issued	Scale
10/18/2023	1/8" = 1'-0"

Project Status
BID DOCUMENT

Drawn By	Checked By
KCM	JJM

Drawing Title
ROOF HVAC NEW WORK PLAN-AREA F

Drawing Number
WOS
H215

10/18/2023 8:51:23 AM <project location> REVIT PROJECT FILES ON BIM360

KEY NOTES:

1. EXTEND CONDENSATE PIPING TO SANITARY. PROVIDE WITH AN INDIRECT CONNECTION.
2. PROVIDE PIPING SIZING AND ROUTING, REFER TO MANUFACTURER'S RECOMMENDATIONS.
3. PROVIDE BRANCH BOX. MOUNT UNIT AS HIGH AS POSSIBLE. COORDINATE PIPE ROUTING WITH DUCTWORK AND EXISTING STRUCTURE.
4. PROVIDE PIPING TO COMPLETE HEATING LOOP. FIELD VERIFY PIPE SIZE. PROVIDE COVER AND COORDINATE ENCLOSURE WITH CASEWORK.

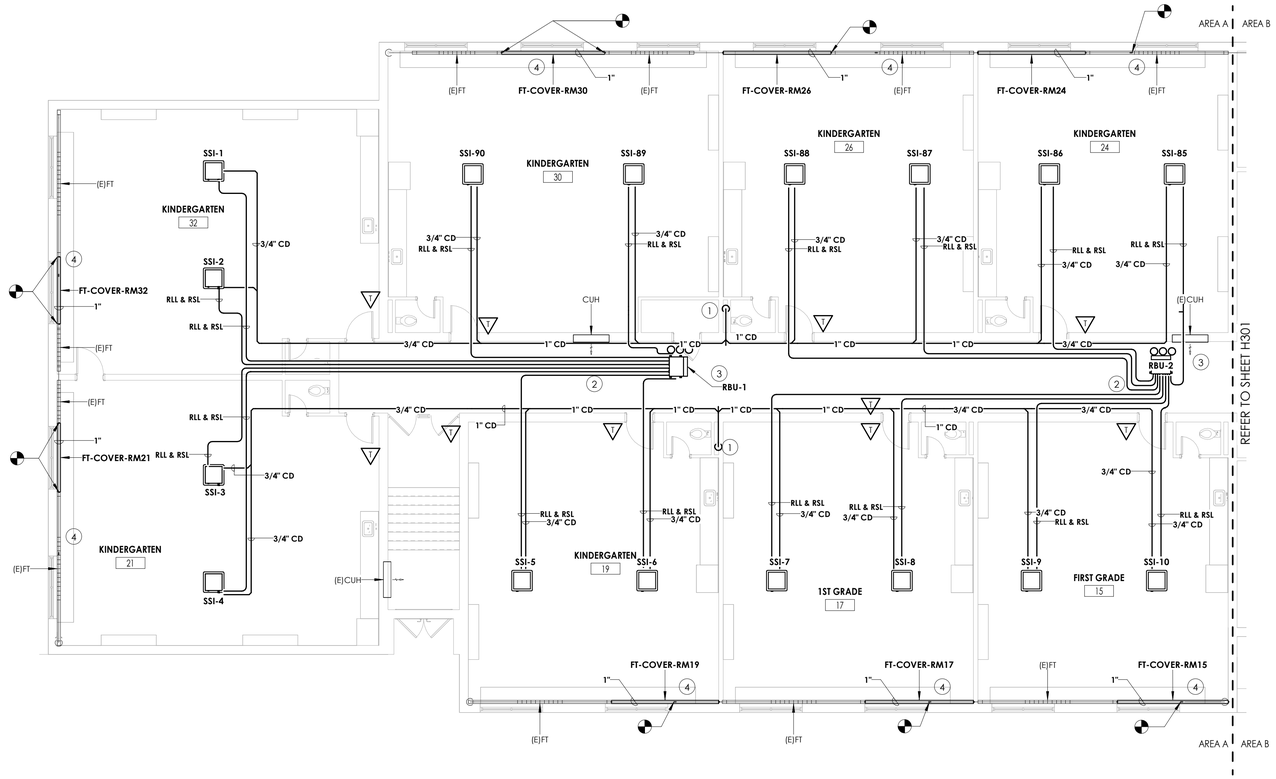

1 H300 **HVAC PIPING PLAN-AREA A**
1/8" = 1'-0"

KEY PLAN:

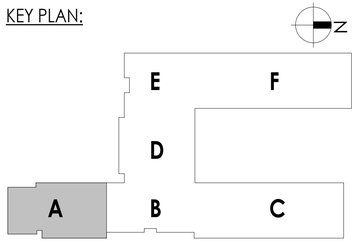

CPL | Architecture Engineering Planning
50 Front Street Suite 202,
Newburgh, NY 12550
CPLteam.com

SOUTH ORANGETOWN Central School District
Capital Improvements Bond
Essential Infrastructure for Student Health, Safety and Success

PROJECT INFORMATION

Project Number
14457.20

Client Name
SOUTH ORANGETOWN CENTRAL SCHOOL DISTRICT

Project Name
PHASE 1: 2022 BOND

District Office Address
160 VAN WYCK RD, BLAUVELT, NY 10913

SOUTH ORANGETOWN CSD
- ■ WILLIAM O. SCHAEFER SED#:50-03-01-06-0-012-019
- ☐ COTTAGE LANE ELEMENTARY SED#:50-03-01-06-0-010-022
- ☐ TAPPAN ZEE HIGH SCHOOL SED#:50-03-01-06-0-006-032
- ☐ WILLIAM O. SCHAEFER S&L SED#: 50-03-01-06-0-012-020
- ☐ COTTAGE LANE S&L SED#: 50-03-01-06-0-010-023
- ☐ COTTAGE LANE LIBRARY S&L SED#: 50-03-01-06-8-023-002
- ☐ WOS OUTDOOR CLASSROOM SED#: 50-03-01-06-7-053-001
- ☐ SOMS OUTDOOR CLASSROOM SED#: 50-03-01-06-7-056-001
- ☐ CLE OUTDOOR CLASSROOM SED#: 50-03-01-06-7-054-001
- ☐ TZHS OUTDOOR CLASSROOM SED#: 50-03-01-06-7-055-001

PROJECT ISSUE & REVISION SCHEDULE

No.	Date	Description

PROFESSIONAL STAMPS

NEW YORK STATE EDUCATION STATEMENT

IT IS A VIOLATION OF THE NEW YORK STATE EDUCATION LAW AND THE COMMISSIONER'S REGULATIONS FOR ANY PERSON, UNLESS ACTING UNDER THE DIRECTION OF A LICENSED ARCHITECT, ENGINEER OR LAND SURVEYOR, TO ALTER AN ITEM IN ANY WAY. IF AN ITEM BEARING THE SEAL OF AN ARCHITECT, ENGINEER OR LAND SURVEYOR IS ALTERED, THE THIRD PARTY SHALL AFFIX TO THE ITEM THEIR SEAL AND THE NOTATION "ALTERED BY" FOLLOWED BY THEIR SIGNATURE AND THE DATE OF SUCH ALTERATION, AND A SPECIFIC DESCRIPTION OF THE ALTERATION.

SHEET INFORMATION

Issued	Scale
10/18/2023	1/8" = 1'-0"

Project Status
BID DOCUMENT

Drawn By	Checked By
KCM	JJM

Drawing Title
FIRST FLOOR HVAC PIPING PLAN-AREA A

Drawing Number
WOS H300

10/18/2023 8:51:26 AM <project location> REVIT PROJECT FILES ON BIM360

KEY NOTES:

1. EXTEND CONDENSATE PIPING TO SANITARY. PROVIDE WITH AN INDIRECT CONNECTION.
2. PROVIDE PIPING SIZING AND ROUTING, REFER TO MANUFACTURER'S RECOMMENDATIONS.
3. PROVIDE BRANCH BOX. MOUNT UNIT AS HIGH AS POSSIBLE. COORDINATE PIPE ROUTING WITH DUCTWORK AND EXISTING STRUCTURE.

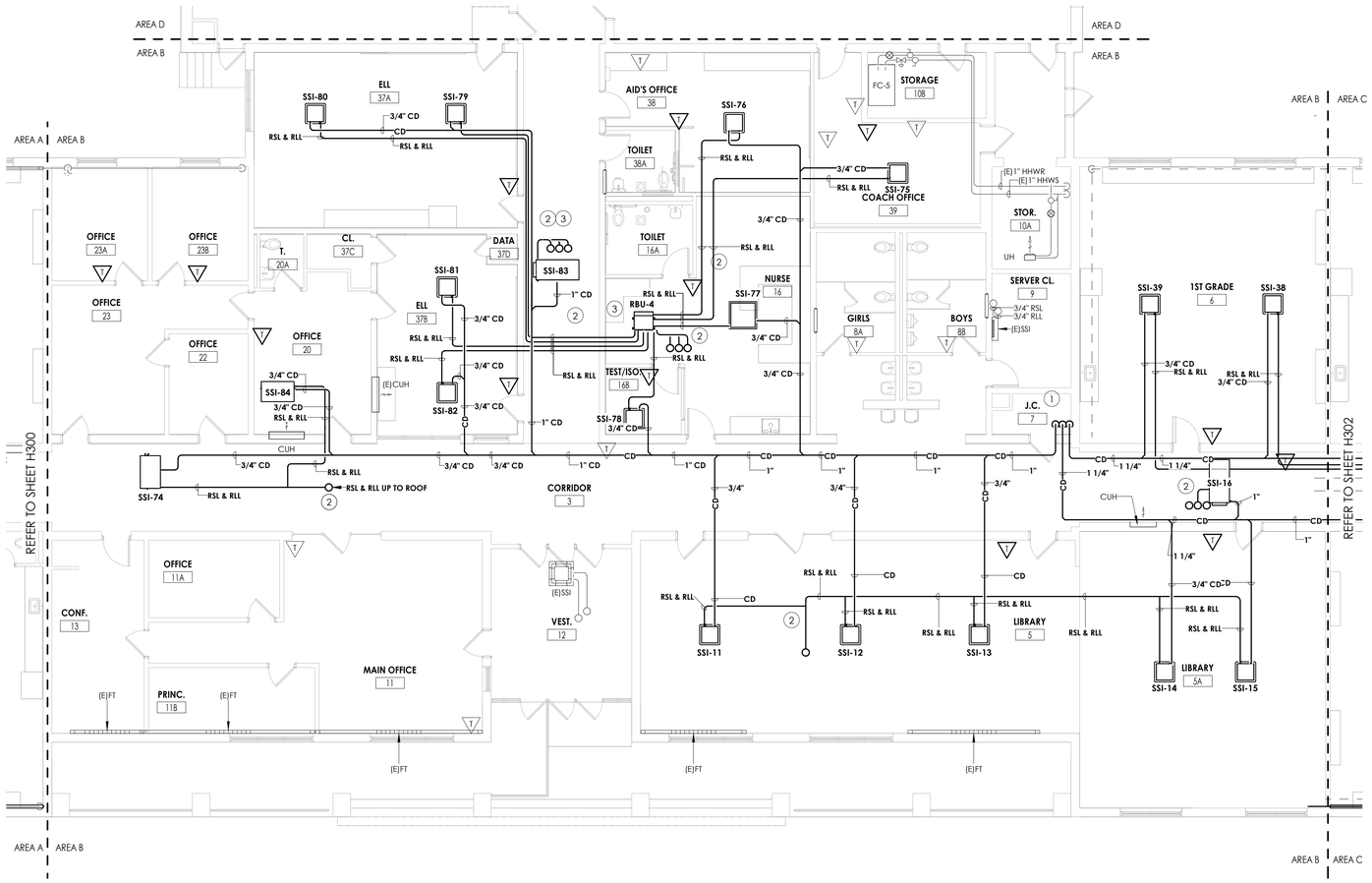

1 H301 **HVAC PIPING PLAN-AREA B**
1/8" = 1'-0"

KEY PLAN:

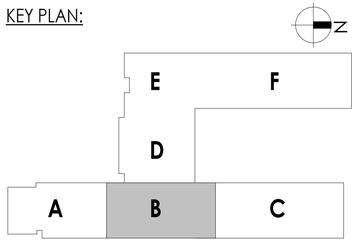

CPL | Architecture Engineering Planning
50 Front Street Suite 202,
Newburgh, NY 12550
CPLteam.com

SOUTH ORANGETOWN Central School District
Capital Improvements Bond
Essential Infrastructure for Student Health, Safety and Success

PROJECT INFORMATION

Project Number
14457.20

Client Name
SOUTH ORANGETOWN CENTRAL SCHOOL DISTRICT

Project Name
PHASE 1: 2022 BOND

District Office Address
160 VAN WYCK RD, BLAUVELT, NY 10913

SOUTH ORANGETOWN CSD
- ■ WILLIAM O. SCHAEFER SED#:50-03-01-06-0-012-019
- ☐ COTTAGE LANE ELEMENTARY SED#:50-03-01-06-0-010-022
- ☐ TAPPAN ZEE HIGH SCHOOL SED#:50-03-01-06-0-006-032
- ☐ WILLIAM O. SCHAEFER S&L SED#: 50-03-01-06-0-012-020
- ☐ COTTAGE LANE S&L SED#: 50-03-01-06-0-010-023
- ☐ COTTAGE LANE LIBRARY S&L SED#: 50-03-01-06-8-023-002
- ☐ WOS OUTDOOR CLASSROOM SED#: 50-03-01-06-7-053-001
- ☐ SOMS OUTDOOR CLASSROOM SED#: 50-03-01-06-7-056-001
- ☐ CLE OUTDOOR CLASSROOM SED#: 50-03-01-06-7-054-001
- ☐ TZHS OUTDOOR CLASSROOM SED#: 50-03-01-06-7-055-001

PROJECT ISSUE & REVISION SCHEDULE

No.	Date	Description

PROFESSIONAL STAMPS

NEW YORK STATE EDUCATION STATEMENT

IT IS A VIOLATION OF THE NEW YORK STATE EDUCATION LAW AND THE COMMISSIONER'S REGULATIONS FOR ANY PERSON, UNLESS ACTING UNDER THE DIRECTION OF A LICENSED ARCHITECT, ENGINEER OR LAND SURVEYOR, TO ALTER AN ITEM IN ANY WAY. IF AN ITEM BEARING THE SEAL OF AN ARCHITECT, ENGINEER OR SURVEYOR IS ALTERED, THE ALTERING ARCHITECT, ENGINEER OR LAND SURVEYOR SHALL AFFIX TO THE ITEM HIS/HER SEAL AND THE NOTATION "ALTERED BY" FOLLOWED BY HIS/HER SIGNATURE AND THE DATE OF SUCH ALTERATION, AND A SPECIFIC DESCRIPTION OF THE ALTERATION.

SHEET INFORMATION

Issued	Scale
10/18/2023	1/8" = 1'-0"

Project Status
BID DOCUMENT

Drawn By	Checked By
KCM	JJM

Drawing Title
FIRST FLOOR HVAC PIPING PLAN-AREA B

Drawing Number
WOS
H301

10/18/2023 8:51:30 AM <project location> REVIT PROJECT FILES ON BIM360

KEY NOTES:

1. EXTEND CONDENSATE PIPING TO SANITARY. PROVIDE WITH AN INDIRECT CONNECTION.
2. PROVIDE PIPING SIZING AND ROUTING, REFER TO MANUFACTURER'S RECOMMENDATIONS.
3. PROVIDE BRANCH BOX. MOUNT UNIT AS HIGH AS POSSIBLE. COORDINATE PIPE ROUTING WITH DUCTWORK AND EXISTING STRUCTURE.
4. PROVIDE PIPING TO COMPLETE HEATING LOOP. FIELD VERIFY PIPE SIZE. PROVIDE COVER AND COORDINATE ENCLOSURE WITH CASEWORK. **BID ALTERNATE MC-02: DO NOT PROVIDE COVER.**

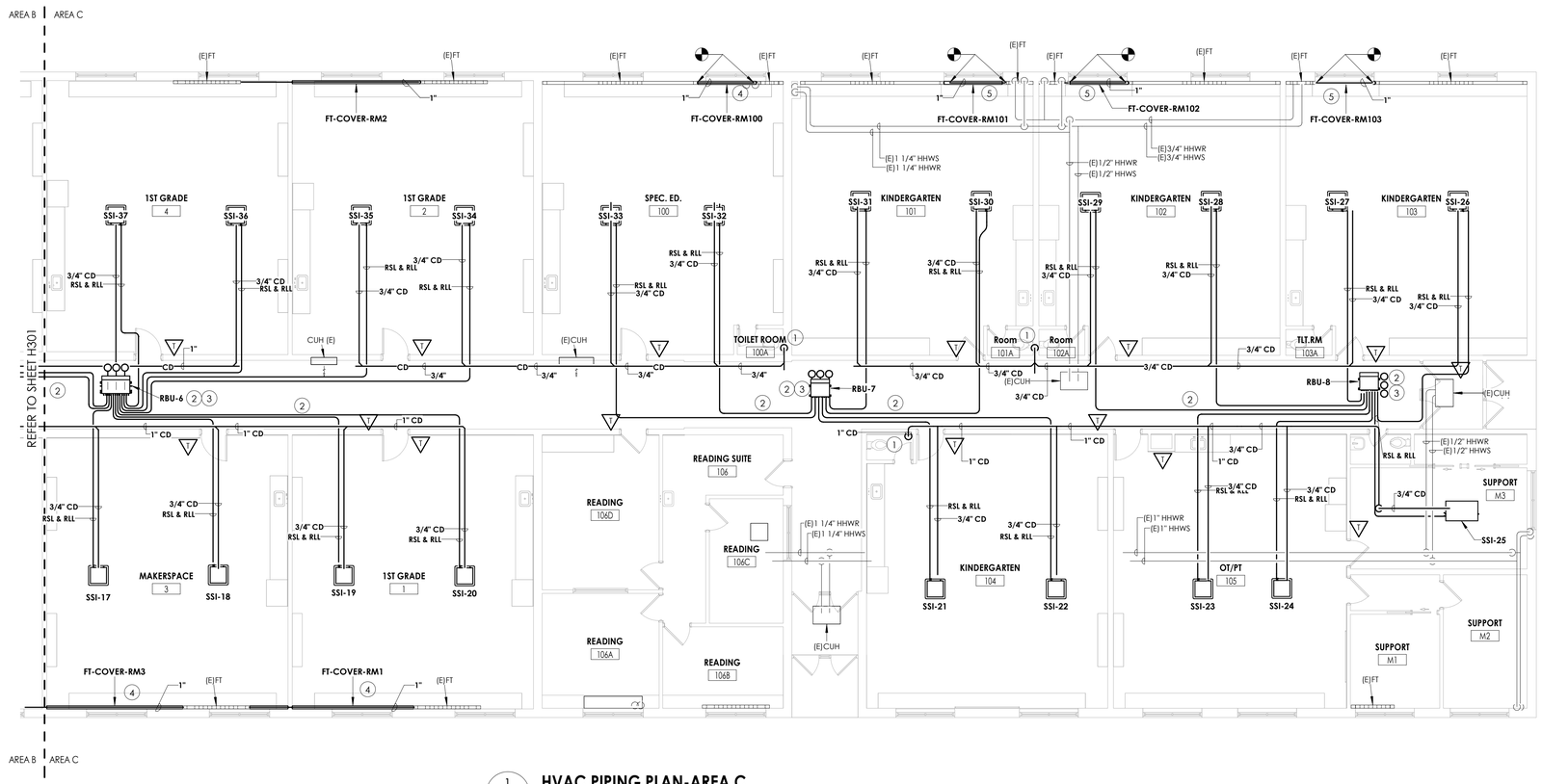

1 / H302 **HVAC PIPING PLAN-AREA C**

1/8" = 1'-0"

KEY PLAN:

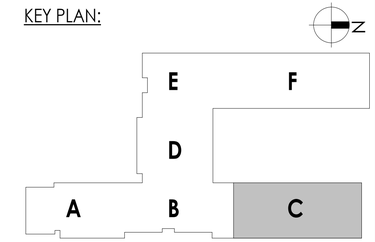

CPL | Architecture Engineering Planning
50 Front Street Suite 202,
Newburgh, NY 12550
CPLteam.com

SOUTH ORANGETOWN Central School District

Capital Improvements Bond

Essential Infrastructure for Student Health, Safety and Success

PROJECT INFORMATION

Project Number
14457.20

Client Name
SOUTH ORANGETOWN CENTRAL SCHOOL DISTRICT

Project Name
PHASE 1: 2022 BOND

District Office Address
160 VAN WYCK RD, BLAUVELT, NY 10913

SOUTH ORANGETOWN CSD

- ■ WILLIAM O. SCHAEFER SED#:50-03-01-06-0-012-019
- ☐ COTTAGE LANE ELEMENTARY SED#:50-03-01-06-0-010-022
- ☐ TAPPAN ZEE HIGH SCHOOL SED#:50-03-01-06-0-006-032
- ☐ WILLIAM O. SCHAEFER S&L SED#: 50-03-01-06-0-012-020
- ☐ COTTAGE LANE S&L SED#: 50-03-01-06-0-010-023
- ☐ COTTAGE LANE LIBRARY S&L SED#: 50-03-01-06-8-023-002
- ☐ WOS OUTDOOR CLASSROOM SED#: 50-03-01-06-7-053-001
- ☐ SOMS OUTDOOR CLASSROOM SED#: 50-03-01-06-7-056-001
- ☐ CLE OUTDOOR CLASSROOM SED#: 50-03-01-06-7-054-001
- ☐ TZHS OUTDOOR CLASSROOM SED#: 50-03-01-06-7-055-001

PROJECT ISSUE & REVISION SCHEDULE

No.	Date	Description

PROFESSIONAL STAMPS

NEW YORK STATE EDUCATION STATEMENT

IT IS A VIOLATION OF THE NEW YORK STATE EDUCATION LAW AND THE COMMISSIONER'S REGULATIONS FOR ANY PERSON, UNLESS ACTING UNDER THE DIRECTION OF A LICENSED ARCHITECT, ENGINEER OR LAND SURVEYOR, TO ALTER AN ITEM IN ANY WAY. IF AN ITEM BEARING THE SEAL OF AN ARCHITECT, ENGINEER OR LAND SURVEYOR IS ALTERED, THE ALTERING PARTY SHALL AFFIX TO THE ITEM THEIR SEAL AND THE NOTATION "ALTERED BY" FOLLOWED BY THEIR SIGNATURE AND THE DATE OF SUCH ALTERATION, AND A SPECIFIC DESCRIPTION OF THE ALTERATION.

SHEET INFORMATION

Issued	Scale
10/18/2023	1/8" = 1'-0"

Project Status
BID DOCUMENT

Drawn By	Checked By
KCM	JJM

Drawing Title
FIRST FLOOR HVAC PIPING PLAN-AREA C

Drawing Number
WOS H302

10/18/2023 8:51:34 AM <project location> REVIT PROJECT FILES ON BIM360

KEY NOTES:

1. EXTEND CONDENSATE PIPING TO SANITARY. PROVIDE WITH AN INDIRECT CONNECTION.
2. PROVIDE PIPING SIZING AND ROUTING. REFER TO MANUFACTURER'S RECOMMENDATIONS.
3. PROVIDE BRANCH BOX. MOUNT UNIT AS HIGH AS POSSIBLE. COORDINATE PIPE ROUTING WITH DUCTWORK AND EXISTING STRUCTURE.
4. PROVIDE PIPING TO COMPLETE HEATING LOOP. FIELD VERIFY PIPE SIZE. PROVIDE COVER AND COORDINATE ENCLOSURE WITH CASEWORK.

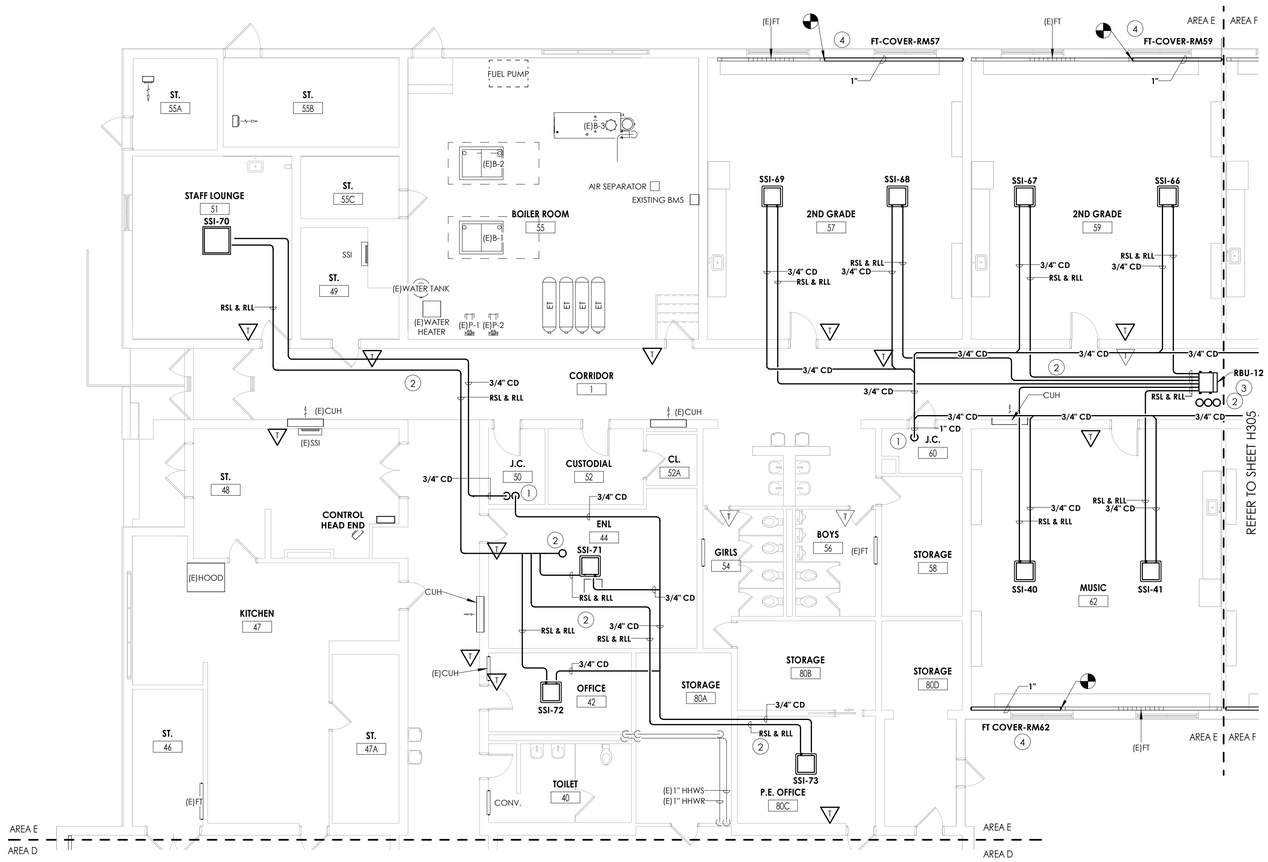

1 H304 **HVAC PIPING PLAN-AREA E**

1/8" = 1'-0"

CPL | Architecture Engineering Planning
50 Front Street Suite 202,
Newburgh, NY 12550
CPLteam.com

SOUTH ORANGETOWN Central School District

Capital Improvements Bond

Essential Infrastructure for Student Health, Safety and Success

PROJECT INFORMATION

Project Number
14457.20

Client Name
SOUTH ORANGETOWN CENTRAL SCHOOL DISTRICT

Project Name
PHASE 1: 2022 BOND

District Office Address
160 VAN WYCK RD, BLAUVELT, NY 10913

SOUTH ORANGETOWN CSD

- ■ WILLIAM O. SCHAEFER SED#:50-03-01-06-0-012-019
- ☐ COTTAGE LANE ELEMENTARY SED#:50-03-01-06-0-010-022
- ☐ TAPPAN ZEE HIGH SCHOOL SED#:50-03-01-06-0-006-032
- ☐ WILLIAM O. SCHAEFER S&L SED#: 50-03-01-06-0-012-020
- ☐ COTTAGE LANE S&L SED#: 50-03-01-06-0-010-023
- ☐ COTTAGE LANE LIBRARY S&L SED#: 50-03-01-06-8-023-002
- ☐ WOS OUTDOOR CLASSROOM SED#: 50-03-01-06-7-053-001
- ☐ SOMS OUTDOOR CLASSROOM SED#: 50-03-01-06-7-056-001
- ☐ CLE OUTDOOR CLASSROOM SED#: 50-03-01-06-7-054-001
- ☐ TDHS OUTDOOR CLASSROOM SED#: 50-03-01-06-7-055-001

PROJECT ISSUE & REVISION SCHEDULE

No.	Date	Description

PROFESSIONAL STAMPS

NEW YORK STATE EDUCATION STATEMENT

IT IS A VIOLATION OF THE NEW YORK STATE EDUCATION LAW AND THE COMMISSIONER'S REGULATIONS FOR ANY PERSON, UNLESS ACTING UNDER THE DIRECTION OF A LICENSED ARCHITECT, ENGINEER OR LAND SURVEYOR, TO ALTER AN ITEM IN ANY WAY. IF AN ITEM BEARING THE SEAL OF AN ARCHITECT, ENGINEER OR SURVEYOR IS ALTERED, THE ALTERING PARTY SHALL AFFIX TO THE ITEM THEIR SEAL AND THE NOTATION "ALTERED BY" FOLLOWED BY THEIR SIGNATURE AND THE DATE OF SUCH ALTERATION, AND A SPECIFIC DESCRIPTION OF THE ALTERATION.

SHEET INFORMATION

Issued	Scale
10/18/2023	1/8" = 1'-0"

Project Status
BID DOCUMENT

Drawn By	Checked By
KCM	JJM

Drawing Title
FIRST FLOOR HVAC PIPING PLAN-AREA E

Drawing Number
WOS H304

KEY PLAN:

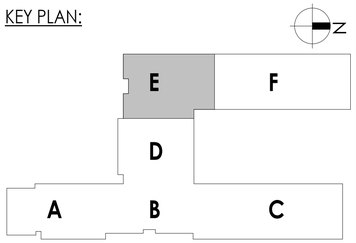

10/18/2023 8:51:38 AM <project location> REVIT PROJECT FILES ON BIM360

KEY NOTES:

1. EXTEND CONDENSATE PIPING TO SANITARY. PROVIDE WITH AN INDIRECT CONNECTION.
2. PROVIDE PIPING SIZING AND ROUTING, REFER TO MANUFACTURER'S RECOMMENDATIONS.
3. PROVIDE BRANCH BOX. MOUNT UNIT AS HIGH AS POSSIBLE. COORDINATE PIPE ROUTING WITH DUCTWORK AND EXISTING STRUCTURE.
4. PROVIDE PIPING TO COMPLETE HEATING LOOP. FIELD VERIFY PIPE SIZE. PROVICE COVER AND COORDINATE ENCLOSURE WITH CASEWORK. **BID ALTERNATE MC-02: DO NOT PROVIDE COVER.**

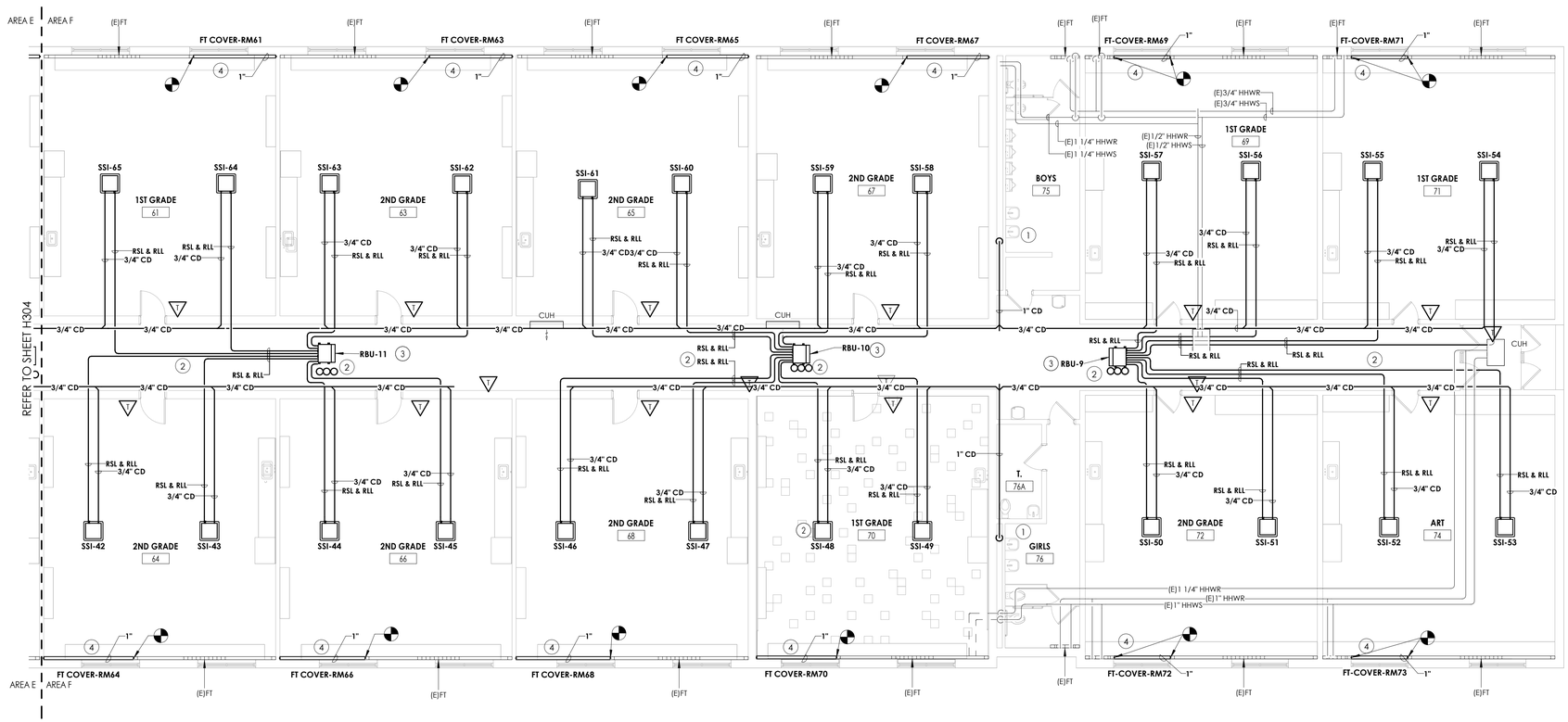

1 H305 **HVAC PIPING PLAN-AREA F**

1/8" = 1'-0"

KEY PLAN:

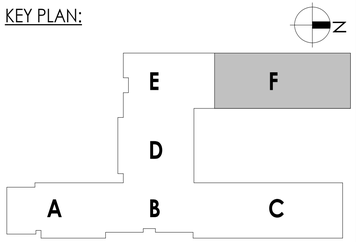

CPL | Architecture Engineering Planning
50 Front Street Suite 202,
Newburgh, NY 12550
CPLteam.com

SOUTH ORANGETOWN Central School District

Capital Improvements Bond

Essential Infrastructure for Student Health, Safety and Success

PROJECT INFORMATION

Project Number
14457.20

Client Name
SOUTH ORANGETOWN CENTRAL SCHOOL DISTRICT

Project Name
PHASE 1: 2022 BOND

District Office Address
160 VAN WYCK RD, BLAUVELT, NY 10913

SOUTH ORANGETOWN CSD
- ■ WILLIAM O. SCHAEFER SED#:50-03-01-06-0-012-019
- ☐ COTTAGE LANE ELEMENTARY SED#:50-03-01-06-0-010-022
- ☐ TAPPAN ZEE HIGH SCHOOL SED#:50-03-01-06-0-006-032
- ☐ WILLIAM O. SCHAEFER S&L SED#: 50-03-01-06-0-012-020
- ☐ COTTAGE LANE S&L SED#: 50-03-01-06-0-010-023
- ☐ COTTAGE LANE LIBRARY S&L SED#: 50-03-01-06-8-023-002
- ☐ WOS OUTDOOR CLASSROOM SED#: 50-03-01-06-7-053-001
- ☐ SOMS OUTDOOR CLASSROOM SED#: 50-03-01-06-7-056-001
- ☐ CLE OUTDOOR CLASSROOM SED#: 50-03-01-06-7-054-001
- ☐ TZHS OUTDOOR CLASSROOM SED#: 50-03-01-06-7-055-001

PROJECT ISSUE & REVISION SCHEDULE

No.	Date	Description

PROFESSIONAL STAMPS

NEW YORK STATE EDUCATION STATEMENT

IT IS A VIOLATION OF THE NEW YORK STATE EDUCATION LAW AND THE COMMISSIONER'S REGULATIONS FOR ANY PERSON, UNLESS ACTING UNDER THE DIRECTION OF A LICENSED ARCHITECT, ENGINEER OR SURVEYOR, TO ALTER IN ANY WAY AN ITEM BEARING THE SEAL OF AN ARCHITECT, ENGINEER OR SURVEYOR IS ALTERED. THE ALTERING PARTY SHALL APPLY TO THE ITEM THEIR SEAL AND THE NOTATION "ALTERED BY" FOLLOWED BY THEIR SIGNATURE AND THE DATE OF SUCH ALTERATION, AND A SPECIFIC DESCRIPTION OF THE ALTERATION.

SHEET INFORMATION

Issued	Scale
10/18/2023	1/8" = 1'-0"

Project Status
BID DOCUMENT

Drawn By	Checked By
KCM	JJM

Drawing Title
FIRST FLOOR HVAC PIPING PLAN-AREA F

Drawing Number
WOS H305

10/18/2023 8:51:42 AM <project location> REVIT PROJECT FILES ON BIM360

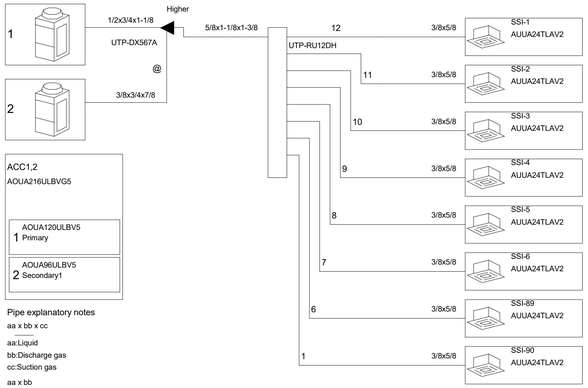

@ Specific installation rules may be applicable for piping multiple outdoor combinations.
(e.g. rise setting for gas pipe).Refer to outdoor unit installation manual for specifics.

1 H600 ACC-1,2 PIPING SCHEMATIC

NOT TO SCALE

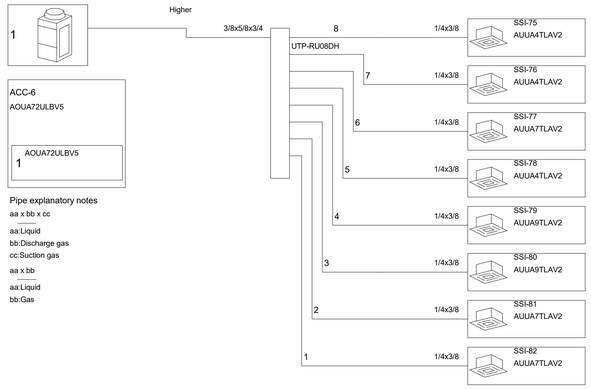

4 H600 ACC-6 PIPING SCHEMATIC

NOT TO SCALE

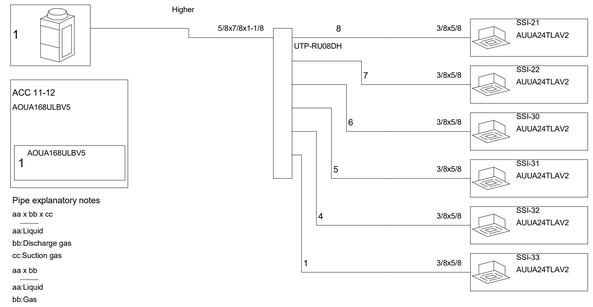

7 H600 ACC-11,12 PIPING SCHEMATIC

NOT TO SCALE

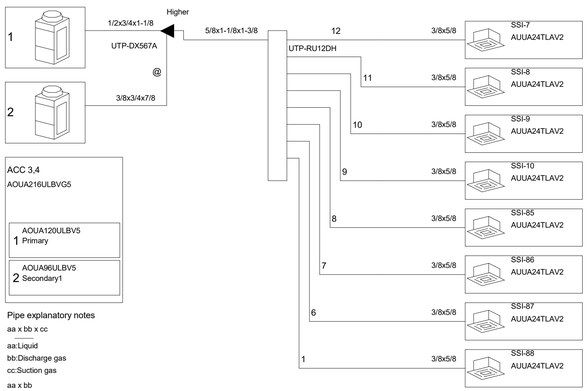

@ Specific installation rules may be applicable for piping multiple outdoor combinations.
(e.g. rise setting for gas pipe).Refer to outdoor unit installation manual for specifics.

2 H600 ACC-3,4 PIPING SCHEMATIC

NOT TO SCALE

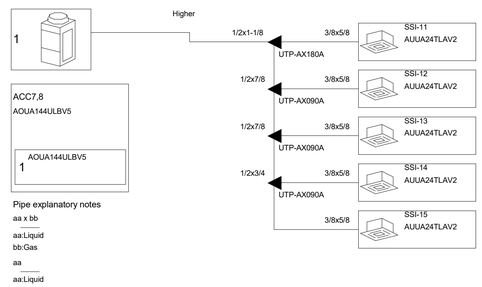

5 H600 ACC-7,8 PIPING SCHEMATIC

NOT TO SCALE

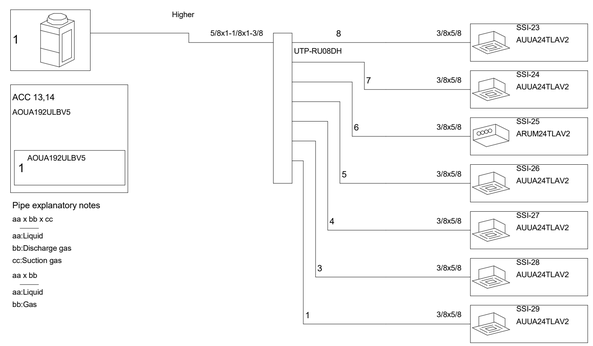

8 H600 ACC-13,14 PIPING SCHEMATIC

NOT TO SCALE

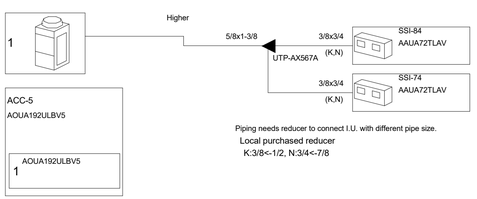

3 H600 ACC-5 PIPING SCHEMATIC

NOT TO SCALE

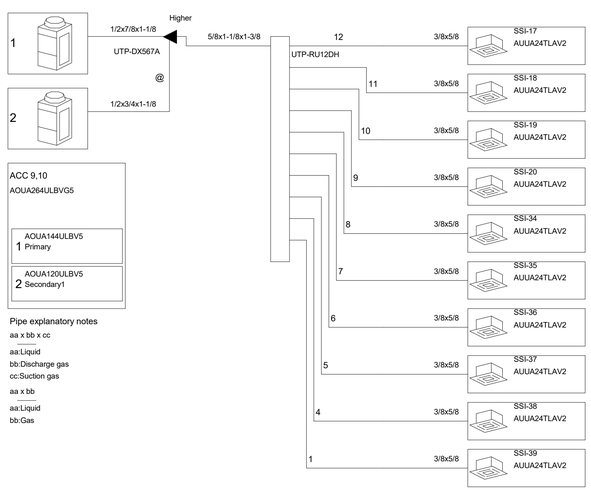

@ Specific installation rules may be applicable for piping multiple outdoor combinations.
(e.g. rise setting for gas pipe).Refer to outdoor unit installation manual for specifics.

6 H600 ACC-9,10 PIPING SCHEMATIC

NOT TO SCALE

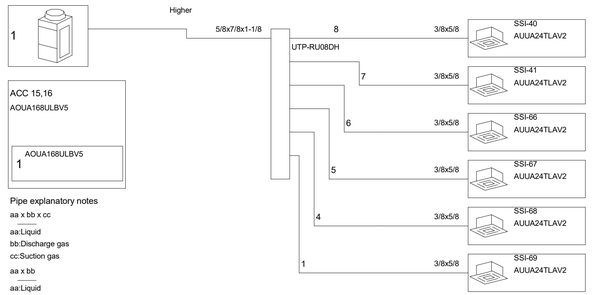

9 H600 ACC-15,16 PIPING SCHEMATIC

NOT TO SCALE

CPL | Architecture Engineering Planning
50 Front Street Suite 202,
Newburgh, NY 12550
CPLlearn.com

SOUTH ORANGETOWN Central School District
Capital Improvements Bond
Essential Infrastructure for Student Health, Safety and Success

PROJECT INFORMATION

Project Number
14457.20

Client Name
SOUTH ORANGETOWN CENTRAL SCHOOL DISTRICT

Project Name
PHASE 1: 2022 BOND

District Office Address
160 VAN WYCK RD, BLAUVELT, NY 10913

SOUTH ORANGETOWN CSD

- ■ WILLIAM O. SCHAEFER SED#:50-03-01-06-0-012-019
- ☐ COTTAGE LANE ELEMENTARY SED#:50-03-01-06-0-010-022
- ☐ TAPPAN ZEE HIGH SCHOOL SED#:50-03-01-06-0-006-032
- ☐ WILLIAM O. SCHAEFER S&L SED#: 50-03-01-06-0-012-020
- ☐ COTTAGE LANE S&L SED#: 50-03-01-06-0-010-023
- ☐ COTTAGE LANE LIBRARY S&L SED#: 50-03-01-06-8-023-002
- ☐ WOS OUTDOOR CLASSROOM SED#: 50-03-01-06-7-053-001
- ☐ SOMS OUTDOOR CLASSROOM SED#: 50-03-01-06-7-056-001
- ☐ CLE OUTDOOR CLASSROOM SED#: 50-03-01-06-7-054-001
- ☐ TDHS OUTDOOR CLASSROOM SED#: 50-03-01-06-7-055-001

PROJECT ISSUE & REVISION SCHEDULE

No.	Date	Description

PROFESSIONAL STAMPS

NEW YORK STATE EDUCASION STATEMENT

IT IS A VIOLATION OF THE NEW YORK STATE EDUCATION LAW AND THE COMMISSIONER'S REGULATIONS FOR ANY PERSON, UNLESS ACTING UNDER THE DIRECTION OF A LICENSED ARCHITECT, ENGINEER OR LAND SURVEYOR, TO ALTER AN ITEM IN ANY WAY. IF AN ITEM BEARING THE SEAL OF AN ARCHITECT, ENGINEER OR SURVEYOR IS ALTERED, THE ALTERING PARTY SHALL AFFIX TO THE ITEM THEIR SEAL AND THE NOTATION "ALTERED BY" FOLLOWED BY THEIR SIGNATURE AND THE DATE OF SUCH ALTERATION, AND A SPECIFIC DESCRIPTION OF THE ALTERATION.

SHEET INFORMATION

Issued	Scale
10/18/2023	NOT TO SCALE

Project Status
BID DOCUMENT

Drawn By	Checked By
KCM	JJM

Drawing Title
VRF PIPING

Drawing Number
WOS
H600

10/18/2023 8:51:48 AM <project location> REVIT PROJECT FILES ON BIM360

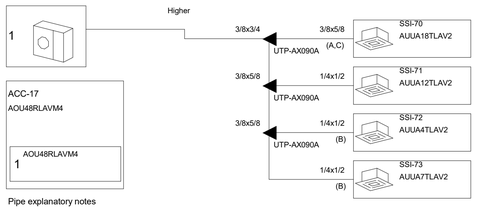

Pipe explanatory notes

aa x bb

aa:Liquid
bb:Gas

aa

aa:Liquid

Piping needs reducer to connect I.U. with different pipe size.
Local purchased expander
A:3/8<-1/4, B:1/2<-3/8, C:5/8<-1/2

1 H601 ACC-17 PIPING SCHEMATIC

NOT TO SCALE

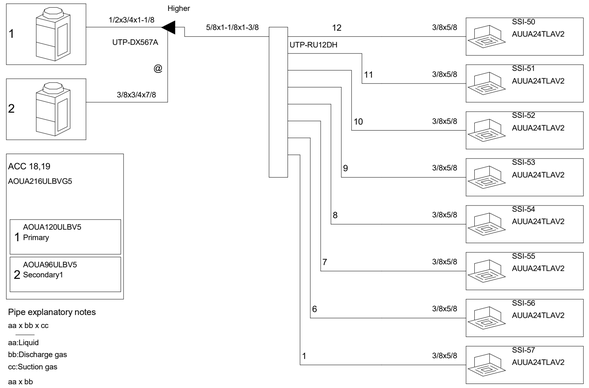

Pipe explanatory notes

aa x bb x cc

aa:Liquid
bb:Discharge gas
cc:Suction gas

aa x bb

aa:Liquid
bb:Gas

@ Specific installation rules may be applicable for piping multiple outdoor combinations.
(e.g. rise setting for gas pipe).Refer to outdoor unit installation manual for specifics.

2 H601 ACC-18,19 PIPING SCHEMATIC

NOT TO SCALE

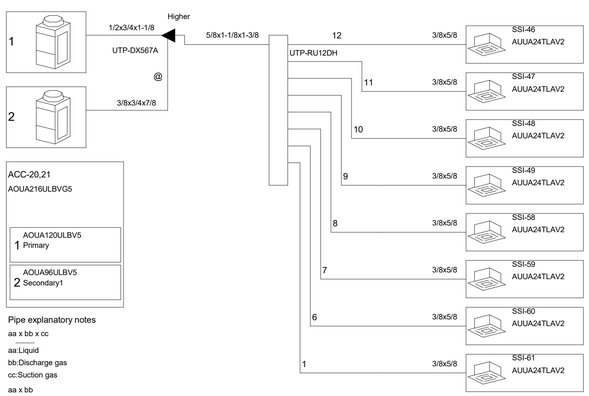

Pipe explanatory notes

aa x bb x cc

aa:Liquid
bb:Discharge gas
cc:Suction gas

aa x bb

aa:Liquid
bb:Gas

@ Specific installation rules may be applicable for piping multiple outdoor combinations.
(e.g. rise setting for gas pipe).Refer to outdoor unit installation manual for specifics.

3 H601 ACC-20,21 PIPING SCHEMATIC

NOT TO SCALE

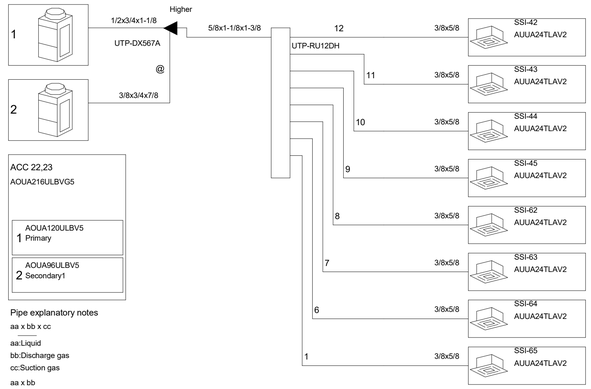

Pipe explanatory notes

aa x bb x cc

aa:Liquid
bb:Discharge gas
cc:Suction gas

aa x bb

aa:Liquid
bb:Gas

@ Specific installation rules may be applicable for piping multiple outdoor combinations.
(e.g. rise setting for gas pipe).Refer to outdoor unit installation manual for specifics.

4 H601 ACC-22,23 PIPING SCHEMATIC

NOT TO SCALE

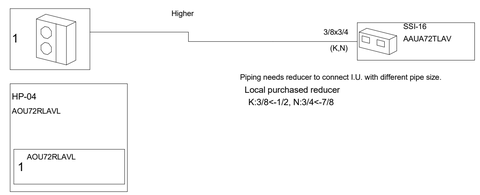

Pipe explanatory notes

aa x bb

aa:Liquid
bb:Gas

aa

aa:Liquid

Piping needs reducer to connect I.U. with different pipe size.
Local purchased reducer
K:3/8<-1/2, N:3/4<-7/8

5 H601 ACC-24 PIPING SCHEMATIC

NOT TO SCALE

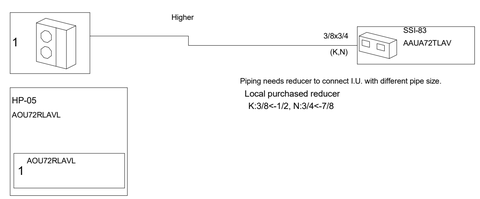

Pipe explanatory notes

aa x bb

aa:Liquid
bb:Gas

aa

aa:Liquid

Piping needs reducer to connect I.U. with different pipe size.
Local purchased reducer
K:3/8<-1/2, N:3/4<-7/8

6 H601 ACC-25 PIPING SCHEMATIC

NOT TO SCALE

CPL | Architecture Engineering Planning
50 Front Street Suite 202,
Newburgh, NY 12550
CPLteam.com

SOUTH ORANGETOWN Central School District
Capital Improvements Bond
Essential Infrastructure for Student Health, Safety and Success

PROJECT INFORMATION

Project Number
14457.20

Client Name
SOUTH ORANGETOWN CENTRAL SCHOOL DISTRICT

Project Name
PHASE 1: 2022 BOND

District Office Address
160 VAN WYCK RD, BLAUVELT, NY 10913

SOUTH ORANGETOWN CSD

- ■ WILLIAM O. SCHAEFER SED#:50-03-01-06-0-012-019
- ☐ COTTAGE LANE ELEMENTARY SED#:50-03-01-06-0-010-022
- ☐ TAPPAN ZEE HIGH SCHOOL SED#:50-03-01-06-0-006-032
- ☐ WILLIAM O. SCHAEFER S&L SED#: 50-03-01-06-0-012-020
- ☐ COTTAGE LANE S&L SED#: 50-03-01-06-0-010-023
- ☐ COTTAGE LANE LIBRARY S&L SED#: 50-03-01-06-8-023-002
- ☐ WOS OUTDOOR CLASSROOM SED#: 50-03-01-06-7-053-001
- ☐ SOMS OUTDOOR CLASSROOM SED#: 50-03-01-06-7-056-001
- ☐ CLE OUTDOOR CLASSROOM SED#: 50-03-01-06-7-054-001
- ☐ TZHS OUTDOOR CLASSROOM SED#: 50-03-01-06-7-055-001

PROJECT ISSUE & REVISION SCHEDULE

No.	Date	Description

PROFESSIONAL STAMPS

NEW YORK STATE EDUCATION STATEMENT

IT IS A VIOLATION OF THE NEW YORK STATE EDUCATION LAW AND THE COMMISSIONER'S REGULATIONS FOR ANY PERSON, UNLESS ACTING UNDER THE DIRECTION OF A LICENSED ARCHITECT, ENGINEER OR LAND SURVEYOR, TO ALTER AN ITEM IN ANY WAY. IF AN ITEM BEARING THE SEAL OF AN ARCHITECT, ENGINEER OR LAND SURVEYOR IS ALTERED, THE THIRD PARTY SHALL AFFIX TO THE ITEM THEIR SEAL AND THE NOTATION "ALTERED BY" FOLLOWED BY THEIR SIGNATURE AND THE DATE OF SUCH ALTERATION, AND A SPECIFIC DESCRIPTION OF THE ALTERATION.

SHEET INFORMATION

Issued	Scale
10/18/2023	NOT TO SCALE

Project Status
BID DOCUMENT

Drawn By	Checked By
KCM	JJM

Drawing Title
VRF PIPING

Drawing Number
WOS
H601

10/18/2023 8:51:49 AM <project location> REVIT PROJECT FILES ON BIM360

DX COIL SCHEDULE

TAG	LOCATION / SERVES	SUPPLY AIR (CFM)	DCV OA (CFM)	NOMINAL CAPACITY (TON)	COOLING CAPACITY								MFG SIZE	MFG SIZE HXL (IN.)	ROWS	TYPICAL UNIT MFG & MODEL NO.	NOTES:
					TOTAL MBH	SENS MBH	EAT°F		LAT°F		AMB °F	MAX APD (IN WC)					
							DB	WB	DB	WB							
DX-1	ROOF / AUDITERIA	5025	2700	20.3	243.2	170.2	84.0	69.2	55.0	54.5	93 / 75	0.83	9.93 SF	28.7 / 11.2	6	CARRIER 28ME	1,2
DX-2	ROOF / GYMNASIUM	5163	1800	18.2	217.9	152.5	81.2	67.2	55.0	54.5	93 / 75	0.37	14.34 SF	32.6 / 11.6	4	CARRIER 28ME	1,2

NOTES:
1. COORDINATE REFRIGERATION TYPE WITH CONDENSING UNIT
2. LOCATE IN EXISTING RTU, UPSTREAM OF SUPPLY FAN, DOWN STREAM FROM FILTERS.

REFRIGERANT BRANCH BOXES

MARK	UNIT SERVES	NUMBER OF BRANCHES AVAILABLE	NUMBER OF BRANCHES USED	MAX TOTAL CAPACITY (MBH)	MAX BRANCH CAPACITY (MBH)	CONNECTED TOTAL HEATING CAPACITY (MBH)	CONNECTED TOTAL COOLING CAPACITY (MBH)	DIMENSIONS (H × W × D)	POWER (V/Ø/HZ)	POWER (WATTS)	TYPICAL UNIT MFG & MODEL NO.
RBU-1	ACC-1,2	12	8	245	27	2592	2304	11" × 39" × 25"	208 / 230 / 1 / 60	339 W	UTP-RU12AH
RBU-2	ACC-3,4	12	8	245	27	2592	2304	11" × 39" × 25"	208 / 230 / 1 / 60	339 W	UTP-RU12AH
						-					
RBU-4	ACC-6	8	8	245	27	762	642	11" × 26" × 25"	208 / 230 / 1 / 60	226 W	UTP-RU08AH
						-					
RBU-6	ACC-9,10	12	10	324	27	3240	2880	11" × 39" × 25"	208 / 230 / 1 / 60	339 W	UTP-RU12AH
RBU-7	ACC-11,12	8	6	245	27	1944	1728	11" × 26" × 25"	208 / 230 / 1 / 60	226 W	UTP-RU08AH
RBU-8	ACC-13,14	8	7	245	27	2268	2016	11" × 26" × 25"	208 / 230 / 1 / 60	226 W	UTP-RU08AH
RBU-9	ACC-18,19	12	8	245	27	2592	2304	11" × 39" × 25"	208 / 230 / 1 / 60	339 W	UTP-RU12AH
RBU-10	ACC-20,21	12	8	245	27	2592	2304	11" × 39" × 25"	208 / 230 / 1 / 60	339 W	UTP-RU12AH
RBU-11	ACC-22,23	12	8	245	27	2592	2304	11" × 39" × 25"	208 / 230 / 1 / 60	339 W	UTP-RU12AH
RBU-12	ACC-15,16	8	6	245	27	1944	1728	11" × 26" × 25"	208 / 230 / 1 / 60	226 W	UTP-RU08AH

FAN SCHEDULE

TAG	LOCATION	SERVICE	TYPE	CFM	SP IN W.G.	RPM	ELECTRICAL DATA				TYPICAL UNIT MFG & MODEL NO.	NOTES:
							HP	VOLTS	PHASE	AMPS		
EF-1	ROOF	CRAWLSPACE	DOWNBLAST	2320	1.3	1725	1-1/2	208	1	11	GREEHECK G-140-A	1-2

NOTES:
1. FACTORY MOUNTED AND WIRED DISCONNECT.
2. HINGED BASE AND BIRD SCREEN.

REGISTERS, GRILLES, AND DIFFUSERS

TAG	APPLICATION	MATERIAL	TYPE	FINISH	DESIGN EQUIP.	NOTES:
D-1	SUPPLY	STEEL	CEILING GRILLE	WHITE	PRICE 500	3
D-2	SUPPLY	STEEL	LAY-IN	WHITE	PRICE SPD	2,4
D-3	SUPPLY	STEEL	ROUND	WHITE	PRICE HCD	1
R-1	RETURN/EA	STEEL	CEILING GRILLE	WHITE	PRICE 510	3
R-2	RETURN/EA	STEEL	LAY-IN	WHITE	PRICE PDN	-
R-3	RETURN/EA	STEEL	LAY-IN	WHITE	PRICE PDDR	-

NOTES:
1. OPPOSED BLADE DAMPER.
2. STANDARD AIR FLOW PATTERN.
3. SINGLE DEFLECTION. BLADES PARALLEL TO LENGTH.
4. INSULATED BACK PAN.

ENERGY RECOVERY UNIT SCHEDULE

MARK	LOCATION	AREA SERVED	SA/OA (CFM)	EA (CFM)	RA (CFM)	SUPPLY FAN					EXHAUST FAN					PRIMARY HEAT	SECONDARY HEAT	FROST CONTROL	OPERATING WEIGHT (LBS)	FILTERS	ELECTRICAL REQUIREMENTS	
						FAN TYPE	E.S.P. (IN. WC)	RPM	BHP	HP	FAN TYPE	E.S.P. (IN. WC)	RPM	BHP	HP						V/Ø/HZ	MCA
ERU-1	ROOF	A	1865	1945	1865	PLENUM	1.0	-	1.48	2	PLENUM	0.5	-	0.85	2	HEAT PUMP	ELECTRIC	YES	1554	MERV 8	208/3/60	97
ERU-2	ROOF	A	1620	1700	1620	PLENUM	1.0	-	1.48	2	PLENUM	0.5	-	0.85	2	HEAT PUMP	ELECTRIC	YES	1554	MERV 8	208/3/60	97
ERU-3	ROOF	B	1640	1720	1720	PLENUM	1.0	-	1.48	2	PLENUM	0.5	-	0.85	2	HEAT PUMP	ELECTRIC	YES	1554	MERV 8	208/3/60	97
ERU-6	ROOF	C	2120	2200	2120	PLENUM	1.0	-	1.48	2	PLENUM	0.5	-	0.85	2	HEAT PUMP	ELECTRIC	YES	1554	MERV 8	208/3/60	97
ERU-7	ROOF	C	1230	1310	1230	PLENUM	1.0	-	1.48	2	PLENUM	0.5	-	0.85	2	HEAT PUMP	ELECTRIC	YES	1554	MERV 8	208/3/60	97
ERU-8	ROOF	C	1260	1340	1260	PLENUM	1.0	-	1.48	2	PLENUM	0.5	-	0.85	2	HEAT PUMP	ELECTRIC	YES	1554	MERV 8	208/3/60	97
ERU-9	ROOF	F	1990	2070	1990	PLENUM	1.0	-	1.48	2	PLENUM	0.5	-	0.85	2	HEAT PUMP	ELECTRIC	YES	1554	MERV 8	208/3/60	97
ERU-10	ROOF	F	1690	1770	1690	PLENUM	1.0	-	1.48	2	PLENUM	0.5	-	0.85	2	HEAT PUMP	ELECTRIC	YES	1554	MERV 8	208/3/60	97
ERU-11	ROOF	F	1680	1760	1680	PLENUM	1.0	-	1.48	2	PLENUM	0.5	-	0.85	2	HEAT PUMP	ELECTRIC	YES	1554	MERV 8	208/3/60	97
ERU-12	ROOF	E	1300	1380	1300	PLENUM	1.0	-	1.48	2	PLENUM	0.5	-	0.85	2	HEAT PUMP	ELECTRIC	YES	1554	MERV 8	208/3/60	97
ERU-13	ROOF	E	2390	2470	2390	PLENUM	1.0	-	1.48	2	PLENUM	0.5	-	0.85	2	HEAT PUMP	ELECTRIC	YES	1554	MERV 8	208/3/60	97

ENERGY RECOVERY UNIT SCHEDULE (PERFORMANCE)

MARK	WINTER CONDITIONS									SUMMER CONDITIONS									TYPICAL UNIT MFG & MODEL NO.	REMARKS:
	WHEEL ENTERING CONDITIONS				WHEEL LEAVING CONDITIONS				EFFECTIVENESS @ WINTER DESIGN	WHEEL ENTERING CONDITIONS				WHEEL LEAVING CONDITIONS				EFFECTIVENESS @ SUMMER DESIGN		
	OUTSIDE AIR		RETURN AIR		SUPPLY AIR		EXHAUST AIR			OUTSIDE AIR		RETURN AIR		SUPPLY AIR		EXHAUST AIR				
	DB (°F)	WB (°F)	DB (°F)	WB (°F)	DB (°F)	WB (°F)	DB (°F)	WB (°F)	TOTAL %	DB (°F)	WB (°F)	DB (°F)	WB (°F)	DB (°F)	WB (°F)	DB (°F)	WB (°F)	TOTAL %		
ERU-1	-7	-8	68	50	40.29	32.8	18.5	16.9	64.8	90	71	75	62	80.03	65.31	84.79	68.04	63.7	AAON RN-00780E609	1,2,3,4
ERU-2	-7	-8	68	50	40.29	32.77	18.46	16.93	64.8	90	71	75	62	80.03	65.31	84.79	68.04	63.7	AAON RN-00780E609	1,2,3,4
ERU-3	-7	-8	68	50	40.29	32.77	18.46	16.93	64.8	90	71	75	62	80.03	65.31	84.79	68.04	63.7	AAON RN-00780E609	1,2,3,4
ERU-6	-7	-8	68	50	40.29	32.77	18.46	16.93	64.8	90	71	75	62	80.03	65.31	84.79	68.04	63.7	AAON RN-00780E609	1,2,3,4
ERU-7	-7	-8	68	50	40.29	32.77	18.46	16.93	64.8	90	71	75	62	80.03	65.31	84.79	68.04	63.7	AAON RN-00780E609	1,2,3,4
ERU-8	-7	-8	68	50	40.29	32.77	18.46	16.93	64.8	90	71	75	62	80.03	65.31	84.79	68.04	63.7	AAON RN-00780E609	1,2,3,4
ERU-9	-7	-8	68	50	40.29	32.77	18.46	16.93	64.8	90	71	75	62	80.03	65.31	84.79	68.04	63.7	AAON RN-00780E609	1,2,3,4
ERU-10	-7	-8	68	50	40.29	32.77	18.46	16.93	64.8	90	71	75	62	80.03	65.31	84.79	68.04	63.7	AAON RN-00780E609	1,2,3,4
ERU-11	-7	-8	68	50	40.29	32.77	18.46	16.93	64.8	90	71	75	62	80.03	65.31	84.79	68.04	63.7	AAON RN-00780E609	1,2,3,4
ERU-12	-7	-8	68	50	40.29	32.77	18.46	16.93	64.8	90	71	75	62	80.03	65.31	84.79	68.04	63.7	AAON RN-00780E609	1,2,3,4
ERU-13	-7	-8	68	50	40.29	32.77	18.46	16.93	64.8	90	71	75	62	80.03	65.31	84.79	68.04	63.7	AAON RN-00780E609	1,2,3,4

REMARKS:
1. FRESH AIR AND EXHAUST DAMPERS.
2. TERMINAL STRIP FOR BMS CONTROL OF FAN AND DAMPERS.
3. DIRTY FILTER SENSORS.
4. PROVIDE WITH MINIMUM 10' DUCT LINER AND 2 ELBOW BEFORE OUTLETS. REFER TO PLANS.

ERU (HEAT PUMP PERFORMANCE) / ERU (ELECTRIC HEATER)

	EVAPORATOR						HEATING					
	TYPE	FINS PER INCH	ROWS	FACE VEL (FPM)	REF.	COMP QTY	AIR FLOW (CFM)	TOTAL CAPACITY (MBH)	EAT(F)	LAT(F)	OA TEMP(F)	POWER (KW)
ERU-1	AIR SOURCE	14	3	235.1	R-410A	1	1865	72	40.3	75.9	-7	21.0
ERU-2	AIR SOURCE	14	3	235.1	R-410A	1	1620	62	40.3	75.9	-7	18.3
ERU-3	AIR SOURCE	14	3	235.1	R-410A	1	1640	63	40.3	75.9	-7	18.5
ERU-6	AIR SOURCE	14	3	235.1	R-410A	1	2120	82	40.3	75.9	-7	23.9
ERU-7	AIR SOURCE	14	3	235.1	R-410A	1	1230	47	40.3	75.9	-7	13.9
ERU-8	AIR SOURCE	14	3	235.1	R-410A	1	1260	48	40.3	75.9	-7	14.2
ERU-9	AIR SOURCE	14	3	235.1	R-410A	1	1990	77	40.3	75.9	-7	22.4
ERU-10	AIR SOURCE	14	3	235.1	R-410A	1	1690	65	40.3	75.9	-7	19.0
ERU-11	AIR SOURCE	14	3	235.1	R-410A	1	1680	65	40.3	75.9	-7	18.9
ERU-12	AIR SOURCE	14	3	235.1	R-410A	1	1300	50	40.3	75.9	-7	14.6
ERU-13	AIR SOURCE	14	3	235.1	R-410A	1	2390	92	40.3	75.9	-7	26.9

ENERGY RECOVERY UNIT (HEAT PUMP PERFORMANCE DATA)

OUTSIDE AIR		MIXED AIR		LEAVING AIR		HEAT PUMP CAPACITY (MBH)	HEAT PUMP INTEGRATED CAPACITY (MBH)	HEAT WHEEL HEATING CAPACITY (MBH)	HEATING COP
DB (°F)	WB (°F)	DB (°F)	WB (°F)	DB (°F)	WB (°F)				
62.0	56.2	65.9	52.5	102.6	66.0	79.8	79.8	8.2	3.80
57.0	51.6	64.2	50.8	97.9	63.7	73.6	73.6	15.0	4.01
52.0	47.1	62.4	49.1	93.6	61.5	68.3	68.3	21.9	4.25
42.0	38.0	58.9	46.0	85.5	57.4	58.8	58.8	35.6	4.80
37.0	33.5	57.0	44.6	78.2	54.1	54.5	46.8	42.5	4.72
32.0	28.8	55.2	43.1	75.1	52.3	50.6	44.2	49.4	5.10
27.0	24.3	53.4	41.7	72.1	50.6	47.0	41.7	56.3	5.49
22.0	19.7	51.5	40.4	-	-	-	-	-	-
17.0	15.0	49.6	39.0	-	-	-	-	-	-
12.0	10.4	47.7	37.7	-	-	-	-	-	-
7.0	5.7	45.8	36.4	-	-	-	-	-	-
2.0	0.1	43.8	34.9	-	-	-	-	-	-

ENERGY RECOVERY UNIT SCHEDULE (MAXIMUM SOUND POWER (dB))

SOUND SOURCE	OCTAVE BAND AND CENTER FREQUENCY (HZ)							
	1	2	3	4	5	6	7	8
	63	125	250	500	1000	2000	4000	8000
SUPPLY DISCHARGE	85 dB	83 dB	86 dB	82 dB	74 dB	72 dB	69 dB	63 dB
RETURN INLET	83 dB	81 dB	78 dB	72 dB	70 dB	68 dB	64 dB	60 dB

ENERGY RECOVERY UNITS

TAG	LOCATION	AREA SERVED	SA (CFM)	EA (CFM)	RA (CFM)	SUPPLY FAN				EXHAUST FAN				TOTAL MBH SAVED SUMMER	TOTAL MBH SAVED WINTER	OPERATING WEIGHT (LBS)	FILTERS	ELECTRICAL REQUIREMENTS		TYPICAL UNIT MFG & MODEL NO.	NOTES:
						FAN TYPE	E.S.P. (IN. WC)	WATTS	HP	FAN TYPE	E.S.P. (IN. WC)	WATTS	HP					V/Ø/HZ	MCA		
ERU-4	ROOF	B	655	735	735	DIRECT	0.5	238	0.5	DIRECT	0.5	284	0.5	15.1	35.9	243-346	MERV 8	208/1/60	10.8	RENEWAIRE HE-1XJRTV-S15EE	1,2,3,4
ERU-5	ROOF	B	1030	1110	1110	DIRECT	0.86	710	1	DIRECT	0.76	721	1	22.7	54.8	387-548	MERV 8	208/1/60	7.7	RENEWAIRE: HE1.5JRTV-S15SS	1,2,3,4

NOTES:
1. FACTORY MOUNTED AND WIRED DISCONNECT.
2. FRESH AIR AND EXHAUST DAMPERS.
3. TERMINAL STRIP FOR BMS CONTROL OF FAN AND DAMPERS.
4. DIRTY FILTER SENSORS.

CPL | Architecture Engineering Planning
50 Front Street Suite 202,
Newburgh, NY 12550
CPLteam.com

SOUTH ORANGETOWN Central School District
Capital Improvements Bond
Essential Infrastructure for Student Health, Safety and Success

PROJECT INFORMATION

Project Number
14457.20

Client Name
SOUTH ORANGETOWN CENTRAL SCHOOL DISTRICT

Project Name
PHASE 1: 2022 BOND

District Office Address
160 VAN WYCK RD, BLAUVELT, NY 10913

SOUTH ORANGETOWN CSD
- ■ WILLIAM O. SCHAEFER SED#:50-03-01-06-0-012-019
- ☐ COTTAGE LANE ELEMENTARY SED#:50-03-01-06-0-010-022
- ☐ TAPPAN ZEE HIGH SCHOOL SED#:50-03-01-06-0-006-032
- ☐ WILLIAM O. SCHAEFER S&L SED#: 50-03-01-06-0-012-020
- ☐ COTTAGE LANE S&L SED#: 50-03-01-06-0-010-023
- ☐ COTTAGE LANE LIBRARY S&L SED#: 50-03-01-06-8-023-002
- ☐ WOS OUTDOOR CLASSROOM SED#: 50-03-01-06-7-053-001
- ☐ SOMS OUTDOOR CLASSROOM SED#: 50-03-01-06-7-056-001
- ☐ CLE OUTDOOR CLASSROOM SED#: 50-03-01-06-7-054-001
- ☐ TDHS OUTDOOR CLASSROOM SED#: 50-03-01-06-7-055-001

PROJECT ISSUE & REVISION SCHEDULE

No.	Date	Description

PROFESSIONAL STAMPS

NEW YORK STATE EDUCASION STATEMENT

IT IS A VIOLATION OF THE NEW YORK STATE EDUCATION LAW AND THE COMMISSIONER'S REGULATIONS FOR ANY PERSON, UNLESS ACTING UNDER THE DIRECTION OF A LICENSED ARCHITECT, ENGINEER OR LAND SURVEYOR, TO ALTER AN ITEM IN ANY WAY. IF AN ITEM BEARING THE SEAL OF AN ARCHITECT, ENGINEER OR SURVEYOR IS ALTERED, THE ALTERING PARTY SHALL AFFIX TO THE ITEM THEIR SEAL AND THE NOTATION "ALTERED BY" FOLLOWED BY THEIR SIGNATURE AND THE DATE OF SUCH ALTERATION, AND A SPECIFIC DESCRIPTION OF THE ALTERATION.

SHEET INFORMATION

Issued
10/18/2023

Scale
12" = 1'-0"

Project Status
BID DOCUMENT

Drawn By
KCM

Checked By
JJM

Drawing Title
MECHANICAL SCHEDULES

Drawing Number
WOS
H900

10/18/2023 8:51:53 AM <project location> REVIT PROJECT FILES ON BIM360

VRF INDOOR UNITS

MARK	ROOM SERVED	TYPE	AIRFLOW (H/M/L) CFM	OUTDOOR AIRFLOW CFM	ESP (INWG)	NOM. HEATING CAPACITY TON	NOM. COOLING CAPACITY TON	DIMENSIONS (H" X W" X D")	WEIGHT (LBS)	POWER (V/Ø/Hz)	MOCP	FLA	TYPICAL UNIT MFG & MODEL NO.	REMARKS:
SSI-1	KINDERGARTEN RM 32	CEILING CASSETTE	607/465/330	-	-	27	24	23 X 23 X 10	44	208/1/60	15	0.62	FUJITSU AUUA24TLAV2	1-5
SSI-2	KINDERGARTEN RM 32	CEILING CASSETTE	607/465/330	-	-	27	24	23 X 23 X 10	44	208/1/60	15	0.62	FUJITSU AUUA24TLAV2	1-5
SSI-3	KINDERGARTEN RM 21	CEILING CASSETTE	607/465/330	-	-	27	24	23 X 23 X 10	44	208/1/60	15	0.62	FUJITSU AUUA24TLAV2	1-5
SSI-4	KINDERGARTEN RM 21	CEILING CASSETTE	607/465/330	-	-	27	24	23 X 23 X 10	44	208/1/60	15	0.62	FUJITSU AUUA24TLAV2	1-5
SSI-5	KINDERGARTEN RM 19	CEILING CASSETTE	607/465/330	-	-	27	24	23 X 23 X 10	44	208/1/60	15	0.62	FUJITSU AUUA24TLAV2	1-5
SSI-6	KINDERGARTEN RM 19	CEILING CASSETTE	607/465/330	-	-	27	24	23 X 23 X 10	44	208/1/60	15	0.62	FUJITSU AUUA24TLAV2	1-5
SSI-7	KINDERGARTEN RM 17	CEILING CASSETTE	607/465/330	-	-	27	24	23 X 23 X 10	44	208/1/60	15	0.62	FUJITSU AUUA24TLAV2	1-5
SSI-8	KINDERGARTEN RM 17	CEILING CASSETTE	607/465/330	-	-	27	24	23 X 23 X 10	44	208/1/60	15	0.62	FUJITSU AUUA24TLAV2	1-5
SSI-9	FIRST GRADE RM 15	CEILING CASSETTE	607/465/330	-	-	27	24	23 X 23 X 10	44	208/1/60	15	0.62	FUJITSU AUUA24TLAV2	1-5
SSI-10	FIRST GRADE RM 15	CEILING CASSETTE	607/465/330	-	-	27	24	23 X 23 X 10	44	208/1/60	15	0.62	FUJITSU AUUA24TLAV2	1-5
SSI-11	LIBRARY RM 5	CEILING CASSETTE	607/465/330	-	-	27	24	23 X 23 X 10	44	208/1/60	15	0.62	FUJITSU AUUA24TLAV2	1-5
SSI-12	LIBRARY RM 5	CEILING CASSETTE	607/465/330	-	-	27	24	23 X 23 X 10	44	208/1/60	15	0.62	FUJITSU AUUA24TLAV2	1-5
SSI-13	LIBRARY RM 5	CEILING CASSETTE	607/465/330	-	-	27	24	23 X 23 X 10	44	208/1/60	15	0.62	FUJITSU AUUA24TLAV2	1-5
SSI-14	LIBRARY RM 5	CEILING CASSETTE	607/465/330	-	-	27	24	23 X 23 X 10	44	208/1/60	15	0.62	FUJITSU AUUA24TLAV2	1-5
SSI-15	LIBRARY RM 5	CEILING CASSETTE	607/465/330	-	-	27	24	23 X 23 X 10	44	208/1/60	15	0.62	FUJITSU AUUA24TLAV2	1-5
SSI-16	LIBRARY RM 5	VENTILATION UNIT	989/742/495	820	-	47	72	60 X 27 X 20	139	208/1/60	15	-	FUJITSU AAUA72TLAV	1-5
SSI-17	MAKERSPACE RM 3	CEILING CASSETTE	607/465/330	-	-	27	24	23 X 23 X 10	44	208/1/60	15	0.62	FUJITSU AUUA24TLAV2	1-5
SSI-18	MAKERSPACE RM 3	CEILING CASSETTE	607/465/330	-	-	27	24	23 X 23 X 10	44	208/1/60	15	0.62	FUJITSU AUUA24TLAV2	1-5
SSI-19	1ST GRADE RM 1	CEILING CASSETTE	607/465/330	-	-	27	24	23 X 23 X 10	44	208/1/60	15	0.62	FUJITSU AUUA24TLAV2	1-5
SSI-20	1ST GRADE RM 1	CEILING CASSETTE	607/465/330	-	-	27	24	23 X 23 X 10	44	208/1/60	15	0.62	FUJITSU AUUA24TLAV2	1-5
SSI-21	KINDERGARTEN RM 104	CEILING CASSETTE	607/465/330	-	-	27	24	23 X 23 X 10	44	208/1/60	15	0.62	FUJITSU AUUA24TLAV2	1-5
SSI-22	KINDERGARTEN RM 104	CEILING CASSETTE	607/465/330	-	-	27	24	23 X 23 X 10	44	208/1/60	15	0.62	FUJITSU AUUA24TLAV2	1-5
SSI-23	OT/PT RM 105	CEILING CASSETTE	607/465/330	-	-	27	24	23 X 23 X 10	44	208/1/60	15	0.62	FUJITSU AUUA24TLAV2	1-5
SSI-24	OT/PT RM 105	CEILING CASSETTE	607/465/330	-	-	27	24	23 X 23 X 10	44	208/1/60	15	0.62	FUJITSU AUUA24TLAV2	1-5
SSI-25	OFFICES M1/M2/M3	DUCTED	860/760/648	60	-	27	24	52 X 32 X 12	104	208/1/60	15	0.88	FUJITSU ARUM24TLAV2	1-5
SSI-26	KINDERGARTEN RM 103	CEILING CASSETTE	607/465/330	-	-	27	24	23 X 23 X 10	44	208/1/60	15	0.62	FUJITSU AUUA24TLAV2	1-5
SSI-27	KINDERGARTEN RM 103	CEILING CASSETTE	607/465/330	-	-	27	24	23 X 23 X 10	44	208/1/60	15	0.62	FUJITSU AUUA24TLAV2	1-5
SSI-28	KINDERGARTEN RM 102	CEILING CASSETTE	607/465/330	-	-	27	24	23 X 23 X 10	44	208/1/60	15	0.62	FUJITSU AUUA24TLAV2	1-5
SSI-29	KINDERGARTEN RM 102	CEILING CASSETTE	607/465/330	-	-	27	24	23 X 23 X 10	44	208/1/60	15	0.62	FUJITSU AUUA24TLAV2	1-5
SSI-30	KINDERGARTEN RM 101	CEILING CASSETTE	607/465/330	-	-	27	24	23 X 23 X 10	44	208/1/60	15	0.62	FUJITSU AUUA24TLAV2	1-5
SSI-31	KINDERGARTEN RM 101	CEILING CASSETTE	607/465/330	-	-	27	24	23 X 23 X 10	44	208/1/60	15	0.62	FUJITSU AUUA24TLAV2	1-5
SSI-32	SPECIAL ED RM 100	CEILING CASSETTE	607/465/330	-	-	27	24	23 X 23 X 10	44	208/1/60	15	0.62	FUJITSU AUUA24TLAV2	1-5
SSI-33	SPECIAL ED RM 100	CEILING CASSETTE	607/465/330	-	-	27	24	23 X 23 X 10	44	208/1/60	15	0.62	FUJITSU AUUA24TLAV2	1-5
SSI-34	1ST GRADE RM 2	CEILING CASSETTE	607/465/330	-	-	27	24	23 X 23 X 10	44	208/1/60	15	0.62	FUJITSU AUUA24TLAV2	1-5
SSI-35	1ST GRADE RM 2	CEILING CASSETTE	607/465/330	-	-	27	24	23 X 23 X 10	44	208/1/60	15	0.62	FUJITSU AUUA24TLAV2	1-5
SSI-36	1ST GRADE RM 4	CEILING CASSETTE	607/465/330	-	-	27	24	23 X 23 X 10	44	208/1/60	15	0.62	FUJITSU AUUA24TLAV2	1-5
SSI-37	1ST GRADE RM 4	CEILING CASSETTE	607/465/330	-	-	27	24	23 X 23 X 10	44	208/1/60	15	0.62	FUJITSU AUUA24TLAV2	1-5
SSI-38	1ST GRADE RM 6	CEILING CASSETTE	607/465/330	-	-	27	24	23 X 23 X 10	44	208/1/60	15	0.62	FUJITSU AUUA24TLAV2	1-5
SSI-39	1ST GRADE RM 6	CEILING CASSETTE	607/465/330	-	-	27	24	23 X 23 X 10	44	208/1/60	15	0.62	FUJITSU AUUA24TLAV2	1-5
SSI-40	MUSIC RM 62	CEILING CASSETTE	607/465/330	-	-	27	24	23 X 23 X 10	44	208/1/60	15	0.62	FUJITSU AUUA24TLAV2	1-5
SSI-41	MUSIC RM 62	CEILING CASSETTE	607/465/330	-	-	27	24	23 X 23 X 10	44	208/1/60	15	0.62	FUJITSU AUUA24TLAV2	1-5
SSI-42	2ND GRADE RM 64	CEILING CASSETTE	607/465/330	-	-	27	24	23 X 23 X 10	44	208/1/60	15	0.62	FUJITSU AUUA24TLAV2	1-5
SSI-43	2ND GRADE RM 64	CEILING CASSETTE	607/465/330	-	-	27	24	23 X 23 X 10	44	208/1/60	15	0.62	FUJITSU AUUA24TLAV2	1-5
SSI-44	2ND GRADE RM 66	CEILING CASSETTE	607/465/330	-	-	27	24	23 X 23 X 10	44	208/1/60	15	0.62	FUJITSU AUUA24TLAV2	1-5
SSI-45	2ND GRADE RM 66	CEILING CASSETTE	607/465/330	-	-	27	24	23 X 23 X 10	44	208/1/60	15	0.62	FUJITSU AUUA24TLAV2	1-5
SSI-46	2ND GRADE RM 68	CEILING CASSETTE	607/465/330	-	-	27	24	23 X 23 X 10	44	208/1/60	15	0.62	FUJITSU AUUA24TLAV2	1-5
SSI-47	2ND GRADE RM 68	CEILING CASSETTE	607/465/330	-	-	27	24	23 X 23 X 10	44	208/1/60	15	0.62	FUJITSU AUUA24TLAV2	1-5
SSI-48	1ST GRADE RM 70	CEILING CASSETTE	607/465/330	-	-	27	24	23 X 23 X 10	44	208/1/60	15	0.62	FUJITSU AUUA24TLAV2	1-5
SSI-49	1ST GRADE RM 70	CEILING CASSETTE	607/465/330	-	-	27	24	23 X 23 X 10	44	208/1/60	15	0.62	FUJITSU AUUA24TLAV2	1-5
SSI-50	2ND GRADE RM 72	CEILING CASSETTE	607/465/330	-	-	27	24	23 X 23 X 10	44	208/1/60	15	0.62	FUJITSU AUUA24TLAV2	1-5
SSI-51	2ND GRADE RM 72	CEILING CASSETTE	607/465/330	-	-	27	24	23 X 23 X 10	44	208/1/60	15	0.62	FUJITSU AUUA24TLAV2	1-5

VRF INDOOR UNITS

MARK	ROOM SERVED	TYPE	AIRFLOW (H/M/L) CFM	OUTDOOR AIRFLOW CFM	ESP (INWG)	NOM. HEATING CAPACITY TON	NOM. COOLING CAPACITY TON	DIMENSIONS (H" X W" X D")	WEIGHT (LBS)	POWER (V/Ø/Hz)	MOCP	FLA	TYPICAL UNIT MFG & MODEL NO.	REMARKS:
SSI-52	ART RM 74	CEILING CASSETTE	607/465/330	-	-	27	24	23 X 23 X 10	44	208/1/60	15	0.62	FUJITSU AUUA24TLAV2	1-5
SSI-53	ART RM 74	CEILING CASSETTE	607/465/330	-	-	27	24	23 X 23 X 10	44	208/1/60	15	0.62	FUJITSU AUUA24TLAV2	1-5
SSI-54	1ST GRADE RM 71	CEILING CASSETTE	607/465/330	-	-	27	24	23 X 23 X 10	44	208/1/60	15	0.62	FUJITSU AUUA24TLAV2	1-5
SSI-55	1ST GRADE RM 71	CEILING CASSETTE	607/465/330	-	-	27	24	23 X 23 X 10	44	208/1/60	15	0.62	FUJITSU AUUA24TLAV2	1-5
SSI-56	1ST GRADE RM 69	CEILING CASSETTE	607/465/330	-	-	27	24	23 X 23 X 10	44	208/1/60	15	0.62	FUJITSU AUUA24TLAV2	1-5
SSI-57	1ST GRADE RM 69	CEILING CASSETTE	607/465/330	-	-	27	24	23 X 23 X 10	44	208/1/60	15	0.62	FUJITSU AUUA24TLAV2	1-5
SSI-58	2ND GRADE RM 67	CEILING CASSETTE	607/465/330	-	-	27	24	23 X 23 X 10	44	208/1/60	15	0.62	FUJITSU AUUA24TLAV2	1-5
SSI-59	2ND GRADE RM 67	CEILING CASSETTE	607/465/330	-	-	27	24	23 X 23 X 10	44	208/1/60	15	0.62	FUJITSU AUUA24TLAV2	1-5
SSI-60	2ND GRADE RM 65	CEILING CASSETTE	607/465/330	-	-	27	24	23 X 23 X 10	44	208/1/60	15	0.62	FUJITSU AUUA24TLAV2	1-5
SSI-61	2ND GRADE RM 65	CEILING CASSETTE	607/465/330	-	-	27	24	23 X 23 X 10	44	208/1/60	15	0.62	FUJITSU AUUA24TLAV2	1-5
SSI-62	2ND GRADE RM 63	CEILING CASSETTE	607/465/330	-	-	27	24	23 X 23 X 10	44	208/1/60	15	0.62	FUJITSU AUUA24TLAV2	1-5
SSI-63	2ND GRADE RM 63	CEILING CASSETTE	607/465/330	-	-	27	24	23 X 23 X 10	44	208/1/60	15	0.62	FUJITSU AUUA24TLAV2	1-5
SSI-64	1ST GRADE RM 61	CEILING CASSETTE	607/465/330	-	-	27	24	23 X 23 X 10	44	208/1/60	15	0.62	FUJITSU AUUA24TLAV2	1-5
SSI-65	1ST GRADE RM 61	CEILING CASSETTE	607/465/330	-	-	27	24	23 X 23 X 10	44	208/1/60	15	0.62	FUJITSU AUUA24TLAV2	1-5
SSI-66	2ND GRADE RM 59	CEILING CASSETTE	607/465/330	-	-	27	24	23 X 23 X 10	44	208/1/60	15	0.62	FUJITSU AUUA24TLAV2	1-5
SSI-67	2ND GRADE RM 59	CEILING CASSETTE	607/465/330	-	-	27	24	23 X 23 X 10	44	208/1/60	15	0.62	FUJITSU AUUA24TLAV2	1-5
SSI-68	2ND GRADE RM 57	CEILING CASSETTE	607/465/330	-	-	27	24	23 X 23 X 10	44	208/1/60	15	0.62	FUJITSU AUUA24TLAV2	1-5
SSI-69	2ND GRADE RM 57	CEILING CASSETTE	607/465/330	-	-	27	24	23 X 23 X 10	44	208/1/60	15	0.62	FUJITSU AUUA24TLAV2	1-5
SSI-70	STAFF LOUNGE RM 51	CEILING CASSETTE	418/348/271	-	-	20	18	23 X 23 X 10	44	208/1/60	15	0.41	FUJITSU AUUA18TLAV2	1-5
SSI-71	ENL RM44	CEILING CASSETTE	353/306/253	-	-	13.5	12	23 X 23 X 10	42	208/1/60	15	0.41	FUJITSU AUUA12TLAV2	1-5
SSI-72	OFFICE RM 42	CEILING CASSETTE	312/265/230	-	-	4.4	4	23 X 23 X 10	40	208/1/60	15	0.23	FUJITSU AUUA4TLAV2	1-5
SSI-73	P.E. OFFICE RM 80B	CEILING CASSETTE	318/271/230	-	-	9.5	7.5	23 X 23 X 10	40	208/1/60	15	0.41	FUJITSU AUUA7TLAV2	1-5
SSI-74	CORRIDOR B	VENTILATION UNIT	989/742/495	600	-	47	72	60 X 27 X 20	139	208/1/60	15	-	FUJITSU AAUA72TLAV	1-5
SSI-75	COACH OFFICE RM 39	CEILING CASSETTE	312/265/230	-	-	4.4	4	23 X 23 X 10	40	208/1/60	15	0.23	FUJITSU AUUA4TLAV2	1-5
SSI-76	AID'S OFFICE RM 38	CEILING CASSETTE	312/265/230	-	-	4.4	4	23 X 23 X 10	40	208/1/60	15	0.23	FUJITSU AUUA4TLAV2	1-5
SSI-77	NURSE RM 16	CEILING CASSETTE	318/271/230	-	-	9.5	7.5	23 X 23 X 10	40	208/1/60	15	0.41	FUJITSU AUUA7TLAV2	1-5
SSI-78	TEST/ISO RM 168	CEILING CASSETTE	312/265/230	-	-	4.4	4	23 X 23 X 10	40	208/1/60	15	0.23	FUJITSU AUUA4TLAV2	1-5
SSI-79	ELL RM 37A	CEILING CASSETTE	324/283/236	-	-	10.9	9.5	23 X 23 X 10	40	208/1/60	15	0.41	FUJITSU AUUA9TLAV2	1-5
SSI-80	ELL RM 37A	CEILING CASSETTE	324/283/236	-	-	10.9	9.5	23 X 23 X 10	40	208/1/60	15	0.41	FUJITSU AUUA9TLAV2	1-5
SSI-81	ELL RM 37B	CEILING CASSETTE	318/271/230	-	-	9.5	7.5	23 X 23 X 10	40	208/1/60	15	0.41	FUJITSU AUUA7TLAV2	1-5
SSI-82	ELL RM 37B	CEILING CASSETTE	318/271/230	-	-	9.5	7.5	23 X 23 X 10	40	208/1/60	15	0.41	FUJITSU AUUA7TLAV2	1-5
SSI-83	RM 16, 168, 37A, & 37B, 38	VENTILATION UNIT	989/742/495	770	-	47	72	60 X 27 X 20	139	208/1/60	15	-	FUJITSU AAUA72TLAV	1-5
SSI-84	OFFICE 20/22/23/23A/23B	DUCTED	989/742/495	250	-	47	72	60 X 27 X 20	139	208/1/60	15	-	FUJITSU AAUA72TLAV	1-5
SSI-85	KINDERGARTEN RM 24	CEILING CASSETTE	607/465/330	-	-	27	24	23 X 23 X 10	44	208/1/60	15	0.62	FUJITSU AUUA24TLAV2	1-5
SSI-86	KINDERGARTEN RM 24	CEILING CASSETTE	607/465/330	-	-	27	24	23 X 23 X 10	44	208/1/60	15	0.62	FUJITSU AUUA24TLAV2	1-5
SSI-87	KINDERGARTEN RM 26	CEILING CASSETTE	607/465/330	-	-	27	24	23 X 23 X 10	44	208/1/60	15	0.62	FUJITSU AUUA24TLAV2	1-5
SSI-88	KINDERGARTEN RM 26	CEILING CASSETTE	607/465/330	-	-	27	24	23 X 23 X 10	44	208/1/60	15	0.62	FUJITSU AUUA24TLAV2	1-5
SSI-89	KINDERGARTEN RM 30	CEILING CASSETTE	607/465/330	-	-	27	24	23 X 23 X 10	44	208/1/60	15	0.62	FUJITSU AUUA24TLAV2	1-5
SSI-90	KINDERGARTEN RM 30	CEILING CASSETTE	607/465/330	-	-	27	24	23 X 23 X 10	44	208/1/60	15	0.62	FUJITSU AUUA24TLAV2	1-5

REMARKS:
1. UNIT MOUNTED AND WIRED DISCONNECT.
2. BAC NET INTERGRATION TO BMS.
3. COLOR WHITE.
4. DRAIN PAN LEVEL SESORS.
5. CONDENSATE PUMP.

SPLIT SYSTEM OUTDOOR CONDENSING UNIT SCHEDULE

NAME	LOCATION	SERVES	EER	COP	RATED COOLING CAPACITY (TON)	RATED HEATING CAPACITY (TON)	TOTAL COOLING CAPACITY (TON)	TOTAL HEATING CAPACITY (TON)	ELECTRICAL DATA: POWER (Ø/V/Hz)	RATED CURRENT IN COOLING (A)	RATED CURRENT IN HEATING (A)	MCA (A)	MFA (A)	DIMENSIONS (H X W X D) (INCH)	WEIGHT (LBS)	MANUF.	MODEL	NOTES
ACC-1,2,	ROOF	SSI-1, SSI-2, SSI-3, SSI-4, SSI-5, SSI-6, SSI-89, SSI-90	10.9	3.47	18	20.25	13	14.19	3/208/60	21.69	26.71	81.6	50	66-9/16 X 36-5/16 X 30-1/8	569	FUJITSU	AOUA120ULBV5	1,2,3
	ROOF								3/208/60	17.64	19.4		60	66-9/16 X 48-13/16 X 30-1/8	622		AOUA96ULBV5	
ACC-3,4	ROOF	SSI-7, SSI-8, SSI-9, SSI-10, SSI-85, SSI-86, SSI-87, SSI-88	10.9	3.47	18	20.25	13	14.19	3/208/60	21.69	26.71	81.6	50	66-9/16 X 36-5/16 X 30-1/8	569	FUJITSU	AOUA120ULBV5	1,2,3
	ROOF								3/208/60	17.64	19.4		60	66-9/16 X 48-13/16 X 30-1/8	622		AOUA96ULBV5	
ACC-5	ROOF	SSI-74, SSI-84	11	3.48	16	18	12.88	8.4	3/208/60	43.54	45.08	71	80	66-9/16 x 63 x 30-1/8	937	FUJITSU	AOUA192ULBV5	1,2,3
ACC-6	ROOF	SSI-75, SSI-76, SSI-77, SSI-78, SSI-79, SSI-80, SSI-81, SSI-82	14.9	4.42	6	6.75	3.64	4.83	3/208/60	11.94	13.15	29.3	40	66-9/16 X 36-5/8 X 30-1/8	569	FUJITSU	AOUA72ULBV5	1,2,3
ACC-7,8	ROOF	SSI-11, SSI-12, SSI-13, SSI-14, SSI-15	14.4	4.07	12	13.5	8.17	9.67	3/208/60	24.36	28.25	49.8	60	66-9/16 x 63 x 30-1/8	937	FUJITSU	AOUA144ULBV5	1,2,3
ACC-9,10	ROOF	SSI-17, SSI-18, SSI-19, SSI-20, SSI-34, SSI-35, SSI-36, SSI-37, SSI-38, SSI-39	11.7	3.52	22	24.75	15.89	17.72	3/208/60	24.36	28.25	93.7	60	66-9/16 x 63 x 30-1/8	937	FUJITSU	AOUA144ULBV5	1,2,3
									3/208/60	21.69	26.71		50	66-9/16 X 36-5/16 X 30-1/8	569		AOUA120ULBV5	1,2
ACC-11,12	ROOF	SSI-21, SSI-22, SSI-30, SSI-31, SSI-32, SSI-33	12.2	3.78	14	15.67	9.62	10.78	3/208/60	33.49	35.83	59.8	70	66-9/16 X 63 X 30-1/8	937	FUJITSU	AOUA168ULBV5	1,2,3
ACC-13,14	ROOF	SSI-23, SSI-24, SSI-25, SSI-26, SSI-27, SSI-28, SSI-29	11	3.48	16	18	11	12.72	3/208/60	43.54	45.08	71	80	66-9/16 x 63 x 30-1/8	937	FUJITSU	AOUA192ULBV5	1,2,3
ACC-15,16	ROOF	SSI-40, SSI-41, SSI-66, SSI-67, SSI-68, SSI-69	12.2	3.78	14	15.67	9.62	10.78	3/208/60	33.49	35.83	59.8	70	66-9/16 X 63 X 30-1/8	937	FUJITSU	AOUA168ULBV5	1,2,3
ACC-17	ROOF	SSI-70, SSI-71, SSI-72, SSI-73	12.5	3.88	4	4.5	2.83	3.43	1/208/60	16.38	17.44	29.8	30	52-1/2 X 38-3/16 X 14-9/16	265	FUJITSU	AOU48RLAVM4	1,2,3
ACC-18,19	ROOF	SSI-50, SSI-51, SSI-52, SSI-53, SSI-54, SSI-55, SSI-56, SSI-57	10.9	3.47	18	20.25	12.37	14.01	3/208/60	21.69	26.71	81.6	50	66-9/16 X 36-5/16 X 30-1/8	569	FUJITSU	AOUA120ULBV5	1,2,3
	ROOF								3/208/60	17.64	19.4		60	66-9/16 X 48-13/16 X 30-1/8	622		AOUA96ULBV5	
ACC-20,21	ROOF	SSI-46, SSI-47, SSI-48, SSI-49, SSI-58, SSI-59, SSI-60, SSI-61	10.9	3.47	18	20.25	13	14.19	3/208/60	21.69	26.71	81.6	50	66-9/16 X 36-5/16 X 30-1/8	569	FUJITSU	AOUA120ULBV5	1,2,3
	ROOF								3/208/60	17.64	19.4		60	66-9/16 X 48-13/16 X 30-1/8	622		AOUA96ULBV5	
ACC 22,23	ROOF	SSI-42, SSI-43, SSI-44, SSI-45, SSI-62, SSI-63, SSI-64, SSI-65	10.9	3.47	18	20.25	13	14.19	3/208/60	21.69	26.71	81.6	50	66-9/16 X 36-5/16 X 30-1/8	569	FUJITSU	AOUA120ULBV5	1,2,3
	ROOF								3/208/60	17.64	19.4		60	66-9/16 X 48-13/16 X 30-1/8	622		AOUA96ULBV5	
SSO-1	HIGH ROOF	DX COIL	10.4	-	25	-	264.7	-	3/208/60	-	-	120.2	150	66.5 × 40.3 × 88.2	1095	CARRIER	38APD0255H	1,2
SSO-2	HIGH ROOF	DX COIL	10.6	-	20	-	224.3	-	3/208/60	-	-	74.8	100	50.4 × 67.1 × 86.1	978	CARRIER	38AUDT25	1,2
HP-05	ROOF	SSI-83	12.1	4.19	6	6.75	6.96	6.1	3/208/60	14.83	13.94	38	40	64-1/2 X 42-1/2 X 18-7/8	469.6	FUJITSU	AOU72RLAVL	1,2,3
HP-04	ROOF	SSI-16	12.1	4.19	6	6.75	6.88	6.07	3/208/60	14.83	13.94	38	40	64-1/2 X 42-1/2 X 18-7/8	469.6	FUJITSU	AOU72RLAVL	1,2,3

NOTES:
1. FACTORY MOUNTED DISCONNECT
2. 95°F OUTDOOR TEMPERATURE IN COOLING (DRY BULB), 10°F OUTDOOR TEMPERATURE IN HEATING(DRY BULB)
3. LOW AMBIENT TEMPERATURE KIT

CPL | Architecture Engineering Planning
50 Front Street Suite 202,
Newburgh, NY 12550
CPLteam.com

SOUTH ORANGETOWN Central School District
Capital Improvements Bond
Essential Infrastructure for Student Health, Safety and Success

PROJECT INFORMATION

Project Number
14457.20

Client Name
SOUTH ORANGETOWN CENTRAL SCHOOL DISTRICT

Project Name
PHASE 1: 2022 BOND

District Office Address
160 VAN WYCK RD, BLAUVELT, NY 10913

SOUTH ORANGETOWN CSD
- ■ WILLIAM O. SCHAEFER SED# 50-03-01-06-0-012-019
- ☐ COTTAGE LANE ELEMENTARY SED#:50-03-01-06-0-010-022
- ☐ TAPPAN ZEE HIGH SCHOOL SED#:50-03-01-06-0-006-032
- ☐ WILLIAM O. SCHAEFER S&L SED#: 50-03-01-06-0-012-020
- ☐ COTTAGE LANE S&L SED#: 50-03-01-06-0-010-023
- ☐ COTTAGE LANE LIBRARY S&L SED#: 50-03-01-06-8-023-002
- ☐ WOS OUTDOOR CLASSROOM SED#: 50-03-01-06-7-053-001
- ☐ SOMS OUTDOOR CLASSROOM SED#: 50-03-01-06-7-056-001
- ☐ CLE OUTDOOR CLASSROOM SED#: 50-03-01-06-7-054-001
- ☐ TZHS OUTDOOR CLASSROOM SED#: 50-03-01-06-7-055-001

PROJECT ISSUE & REVISION SCHEDULE

No.	Date	Description

PROFESSIONAL STAMPS

NEW YORK STATE EDUCATION STATEMENT
IT IS A VIOLATION OF THE NEW YORK STATE EDUCATION LAW AND THE COMMISSIONER'S REGULATIONS FOR ANY PERSON, UNLESS ACTING UNDER THE DIRECTION OF A LICENSED ARCHITECT, ENGINEER OR LAND SURVEYOR, TO ALTER AN ITEM IN ANY WAY. IF AN ITEM BEARING THE SEAL OF AN ARCHITECT, ENGINEER OR SURVEYOR IS ALTERED, THE ALTERING PARTY SHALL AFFIX TO THE ITEM THEIR SEAL AND THE NOTATION "ALTERED BY" FOLLOWED BY THEIR SIGNATURE AND THE DATE OF SUCH ALTERATION, AND A SPECIFIC DESCRIPTION OF THE ALTERATION.

SHEET INFORMATION

Issued	Scale
10/18/2023	NOT TO SCALE

Project Status
BID DOCUMENT

Drawn By	Checked By
KCM	JJM

Drawing Title
MECHANICAL SCHEDULES

Drawing Number
WOS
H901

VENTILATION CALCULATIONS

ROOM #	SPACE NAME CLASSIFICATION	HVAC SYSTEM	SPACE MAXIMUM SUPPLY (CFM) Vpz	FLOOR AREA (SQ FT) Az	OCCUPANT DENSITY (PERSON/SQ FT) A	TOTAL OCCUPANCY FOR VENTILATION (PEOPLE/1000 SQ FT)	PEOPLE OUTDOOR AIRFLOW RATE (CFM/PERSON) Rp	AREA OUTDOOR AIRFLOW RATE (CFM/SQ FT) Ra	EXHAUST AIRFLOW RATE (CFM/SQ FT)	AIR DISTRIBION EFFECTIVENESS Ez	BREATHING ZONE OUTDOOR AIR (CFM) Vbz	ZONE OUTDOOR AIRFLOW (CFM) Voz	ADJUSTED CFM
1	CLASSROOMS (5-8)	SSI-19,20	425	891 SF	25	23	10.0	0.12	-	0.8	337	422	425
2	CLASSROOMS (5-8)	SSI-34,35	425	891 SF	25	23	10.0	0.12	-	0.8	337	422	425
3	CLASSROOMS (5-8)	SSI-17,18	425	885 SF	25	23	10.0	0.12	-	0.8	336	421	425
4	CLASSROOMS (5-8)	SSI-36,37	425	888 SF	25	23	10.0	0.12	-	0.8	337	421	425
5	LIBRARY	SSI-11,12,13	240	1099 SF	10	11	5.0	0.12	-	0.8	187	234	240
5A	LIBRARY	SSI-14,15	190	882 SF	10	9	5.0	0.12	-	0.8	151	189	190
6	CLASSROOMS (5-8)	SSI-38,39	420	882 SF	25	23	10.0	0.12	-	0.8	336	420	420
15	CLASSROOMS (5-8)	SSI-9,10	405	857 SF	25	22	10.0	0.12	-	0.8	323	404	405
16	OFFICE SPACES	SSI-77	55	464 SF	5	3	5.0	0.06	-	0.8	43	54	55
16B	SICKROOM	SSI-78	50	66 SF	25	2	10.0	0.18	-	0.8	32	40	50
17	CLASSROOMS (5-8)	SSI-7,8	405	857 SF	25	22	10.0	0.12	-	0.8	323	404	405
19	CLASSROOMS (5-8)	SSI-5,6	405	857 SF	25	22	10.0	0.12	-	0.8	323	404	405
20	OFFICE SPACES	SSI-84	250	228 SF	5	2	5.0	0.06	-	0.8	24	30	50
21	CLASSROOMS (5-8)	SSI-3,4	480	1025 SF	25	26	10.0	0.12	-	0.8	383	479	480
22	OFFICE SPACES	SSI-84	150	104 SF	5	1	5.0	0.06	-	0.8	11	15	50
23	OFFICE SPACES	SSI-84	240	266 SF	5	2	5.0	0.06	-	0.8	26	33	50
23A	OFFICE SPACES	SSI-84	200	142 SF	5	1	5.0	0.06	-	0.8	14	17	50
23B	OFFICE SPACES	SSI-84	200	142 SF	5	1	5.0	0.06	-	0.8	14	17	50
24	CLASSROOMS (5-8)	SSI-85,86	405	857 SF	25	22	10.0	0.12	-	0.8	323	404	405
26	CLASSROOMS (5-8)	SSI-87,88	405	857 SF	25	22	10.0	0.12	-	0.8	323	404	405
30	CLASSROOMS (5-8)	SSI-89,90	520	1105 SF	25	28	10.0	0.12	-	0.8	413	516	520
32	CLASSROOMS (5-8)	SSI-1,2	480	1025 SF	25	26	10.0	0.12	-	0.8	383	479	480
37A	CLASSROOMS (5-8)	SSI-79,80	280	600 SF	25	15	10.0	0.12	-	0.8	222	278	280
37B	CLASSROOMS (5-8)	SSI-81,82	170	356 SF	25	9	10.0	0.12	-	0.8	133	166	170
38	OFFICE SPACES	SSI-76	50	309 SF	5	2	5.0	0.06	-	0.8	29	36	50
39	OFFICE SPACES	SSI-75	50	261 SF	5	2	5.0	0.06	-	0.8	26	33	50
42	OFFICE SPACES	SSI-72	50	141 SF	5	1	5.0	0.06	-	0.8	13	17	50
44	CLASSROOMS (5-8)	SSI-71	185	377 SF	25	10	10.0	0.12	-	0.8	145	182	185
51	BREAK ROOMS	SSI-70	105	369 SF	30	12	5.0	0.06	-	0.8	82	103	105
57	CLASSROOMS (5-8)	SSI-68,69	425	898 SF	25	23	10.0	0.12	-	0.8	338	423	425
59	CLASSROOMS (5-8)	SSI-66,67	420	882 SF	25	23	10.0	0.12	-	0.8	336	420	420
61	CLASSROOMS (5-8)	SSI-64,65	420	882 SF	25	23	10.0	0.12	-	0.8	336	420	420
63	CLASSROOMS (5-8)	SSI-62,63	420	882 SF	25	23	10.0	0.12	-	0.8	336	420	420
64	CLASSROOMS (5-8)	SSI-42,43	420	882 SF	25	23	10.0	0.12	-	0.8	336	420	420
65	CLASSROOMS (5-8)	SSI-60,61	420	882 SF	25	23	10.0	0.12	-	0.8	336	420	420
66	CLASSROOMS (5-8)	SSI-44,45	420	882 SF	25	23	10.0	0.12	-	0.8	336	420	420
67	CLASSROOMS (5-8)	SSI-58,59	425	889 SF	25	23	10.0	0.12	-	0.8	337	421	425
68	CLASSROOMS (5-8)	SSI-46,47	420	882 SF	25	23	10.0	0.12	-	0.8	336	420	420
69	CLASSROOMS (5-8)	SSI-56,57	425	891 SF	25	23	10.0	0.12	-	0.8	337	422	425
70	CLASSROOMS (5-8)	SSI-48,49	425	889 SF	25	23	10.0	0.12	-	0.8	337	421	425
71	CLASSROOMS (5-8)	SSI-54,55	425	891 SF	25	23	10.0	0.12	-	0.8	337	422	425
72	CLASSROOMS (5-8)	SSI-50,51	425	891 SF	25	23	10.0	0.12	-	0.8	337	422	425
74	ART CLASSROOM	SSI-52,53	715	891 SF	20	18	10.0	0.18	0.70	0.8	340	713	715
80C	OFFICE SPACES	SSI-73	50	186 SF	5	1	5.0	0.06	-	0.8	16	21	50
100	CLASSROOMS (5-8)	SSI-32,33	410	869 SF	25	22	10.0	0.12	-	0.8	324	406	410
101	CLASSROOMS (5-8)	SSI-30,31	410	870 SF	25	22	10.0	0.12	-	0.8	324	406	410
102	CLASSROOMS (5-8)	SSI-28,29	410	872 SF	25	22	10.0	0.12	-	0.8	325	406	410
103	CLASSROOMS (5-8)	SSI-26,27	410	872 SF	25	22	10.0	0.12	-	0.8	325	406	410
104	CLASSROOMS (5-8)	SSI-21,22	410	872 SF	25	22	10.0	0.12	-	0.8	325	406	410
105	HEALTH CLUB/WEIGHT ROOM	SSI-23,24	290	856 SF	10	9	20.0	0.06	-	0.8	231	290	290
106	CORRIDOR	RTU-3	50	172 SF	-	0	-	0.06	-	0.8	10	13	50
106A	OFFICE SPACES	RTU-3	50	181 SF	5	1	5.0	0.06	-	0.8	16	20	50
106B	OFFICE SPACES	RTU-3	50	132 SF	5	1	5.0	0.06	-	0.8	13	17	50
106C	OFFICE SPACES	RTU-3	50	124 SF	5	1	5.0	0.06	-	0.8	12	16	50
106D	OFFICE SPACES	RTU-3	50	245 SF	5	2	5.0	0.06	-	0.8	25	31	50
M1	OFFICE SPACES	SSI-25	175	113 SF	5	1	5.0	0.06	-	0.8	12	15	50
M2	OFFICE SPACES	SSI-25	225	150 SF	5	1	5.0	0.06	-	0.8	14	18	50
M3	OFFICE SPACES	SSI-25	365	241 SF	5	2	5.0	0.06	-	0.8	24	31	50
1	CORRIDOR	ERU-13	1,000	2472 SF	-	0	-	0.06	-	0.8	148	186	1000
2	CORRIDOR	ERU-13	1,000	1500 SF	-	0	-	0.06	-	0.8	90	113	1000
3	CORRIDOR	SSI-16	600	3830 SF	-	0	-	0.06	-	0.8	230	288	600
	CORRIDOR	SSI-74	600	3830 SF	-	0	-	0.06	-	0.8	230	288	600

ROOFTOP AIR CONDITIONING UNIT SCHEDULE

TAG	LOCATION	SERVES	NOM. TONS	SUPPLY FAN CFM	SUPPLY FAN OA CFM	SUPPLY FAN RPM	SUPPLY FAN ESP (IN. W.C.)	SUPPLY FAN BHP / HP	COOLING CAPACITY TOTAL MBH	COOLING CAPACITY SENS MBH	COOLING CAPACITY EAT°F DB	COOLING CAPACITY EAT°F WB	COOLING CAPACITY AMB °F	ELECTRICAL FLA	ELECTRICAL VOLT/Ø	ELECTRICAL MCA	TYPICAL UNIT MFG & MODEL NO.	NOTES:
RTU-3	ROOF	OFFICE AREA	8	3600	730	9142	1.25	2.7/3	121	95.6	78	64	95	46	208/3	54	AARON RN-010-8-0-EBO9-EHN	1,2,3

NOTES:
1. 14" INSULATED CURB. EXTEND EXISTING CONTROLS TO NEW UNITS. JOHNSON CONTROLS FACILITY EXPLORER.
2. FACTORY MOUNTED AND WIRED DISCONNECT. 2" PREFILTER, 4" MERV 14 FILTER.
3. DOUBLE WAS, R-13 FOAM INSULATION.

CPL | Architecture Engineering Planning
50 Front Street Suite 202,
Newburgh, NY 12550
CPLteam.com

SOUTH ORANGETOWN Central School District
Capital Improvements Bond
Essential Infrastructure for Student Health, Safety and Success

PROJECT INFORMATION

Project Number
14457.20

Client Name
SOUTH ORANGETOWN CENTRAL SCHOOL DISTRICT

Project Name
PHASE 1: 2022 BOND

District Office Address
160 VAN WYCK RD, BLAUVELT, NY 10913

SOUTH ORANGETOWN CSD
- ■ WILLIAM O. SCHAEFER SED# 50-03-01-06-0-012-019
- ☐ COTTAGE LANE ELEMENTARY SED#:50-03-01-06-0-010-022
- ☐ TAPPAN ZEE HIGH SCHOOL SED#:50-03-01-06-0-006-032
- ☐ WILLIAM O. SCHAEFER S&L SED#: 50-03-01-06-0-012-020
- ☐ COTTAGE LANE S&L SED#: 50-03-01-06-0-010-023
- ☐ COTTAGE LANE LIBRARY S&L SED#: 50-03-01-06-8-023-002
- ☐ WOS OUTDOOR CLASSROOM SED#: 50-03-01-06-7-053-001
- ☐ SOMS OUTDOOR CLASSROOM SED#: 50-03-01-06-7-056-001
- ☐ CLE OUTDOOR CLASSROOM SED#: 50-03-01-06-7-054-001
- ☐ TZHS OUTDOOR CLASSROOM SED#: 50-03-01-06-7-055-001

PROJECT ISSUE & REVISION SCHEDULE

No.	Date	Description

PROFESSIONAL STAMPS

NEW YORK STATE EDUCASION STATEMENT

IT IS A VIOLATION OF THE NEW YORK STATE EDUCATION LAW AND THE COMMISSIONER'S REGULATIONS FOR ANY PERSON, UNLESS ACTING UNDER THE DIRECTION OF A LICENSED ARCHITECT, ENGINEER OR LAND SURVEYOR, TO ALTER AN ITEM IN ANY WAY. IF AN ITEM BEARING THE SEAL OF AN ARCHITECT, ENGINEER OR SURVEYOR IS ALTERED, THE ALTERING PARTY SHALL AFFIX TO THE ITEM THEIR SEAL AND THE NOTATION "ALTERED BY" FOLLOWED BY THEIR SIGNATURE AND THE DATE OF SUCH ALTERATION, AND A SPECIFIC DESCRIPTION OF THE ALTERATION.

SHEET INFORMATION

Issued	Scale
10/18/2023	12" = 1'-0"

Project Status
BID DOCUMENT

Drawn By	Checked By
KCM	JJM

Drawing Title
MECHANICAL SCHEDULES

Drawing Number
WOS
H902

10/18/2023 8:52:02 AM <project location> REVIT PROJECT FILES ON BIM360

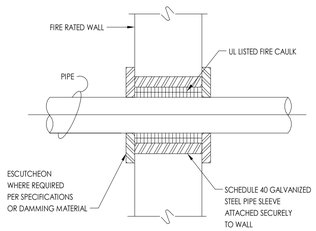

1 P000 **DETAIL - PIPE THRU RATED WALL**
12" = 1'-0"

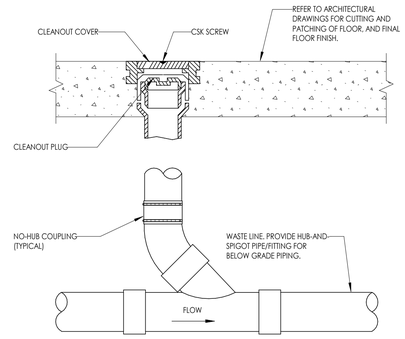

2 P000 **FLOOR CLEANOUT**
1" = 1'-0"

GENERAL NOTES

A. ALL WORK SHALL COMPLY WITH STATE AND LOCAL CODES.

B. DOMESTIC WATER LINES SHALL BE TYPE L COPPER, LEAD FREE JOINTS. INSULATE ALL PIPING WITH 1" THICK PREFORMED FIBERGLASS PIPE INSULATION WITH ASJ COVER. ALL FITTINGS AND VALVES TO BE COVERED WITH PREFORMED PVC FITTING COVERS. ALL EXPOSED VERTICAL FIXTURE SUPPLY LINES TO BE COVERED WITH PVC JACKET TO 7' ABOVE FINISHED FLOOR.

C. UNDERGROUND SANITARY AND VENT PIPING SHALL BE SERVICE WEIGHT CAST IRON, HUB AND SPIGOT WITH RUBBER GASKET PUSH JOINTS. ABOVE GROUND SANITARY AND VENT PIPING SHALL BE DWV COPPER WITH DWV COPPER FITTINGS OR NO-HUB CAST IRON.

D. IT IS THE RESPONSIBILITY OF THE PLUMBING CONTRACTOR TO FIELD VERIFY EXISTING CONDITIONS WITHIN THE BUILDING PRIOR TO COMMENCEMENT OF ALL DEMOLITION AND NEW WORK.

E. IT IS THE RESPONSIBILITY OF THE PLUMBING CONTRACTOR TO REMOVE AND REPLACE EXISTING CEILINGS UNLESS OTHERWISE NOTED ON THE ARCHITECTURAL DRAWINGS. FOR PERFORMING DEMOLITION OR NEW WORK WITHIN THE BUILDING. THE CONTRACTOR SHALL REINSTALL THE CEILING SYSTEMS TO MATCH THE ORIGINAL INSTALLATION. ANY CEILING SYSTEM COMPONENT DAMAGED DURING DEMOLITION, STORAGE, OR RE-INSTALLATION SHALL BE REPLACED WITH A NEW AT NO EXPENSE TO THE OWNER.

F. ALL PIPING AND CONDUIT PENETRATIONS THRU RATED WALLS OR FLOORS SHALL BE PROVIDED WITH FIRE/SMOKE STOPPING.

G. UNLESS SHOWN ON THE ARCHITECTURAL DRAWINGS, IT IS THE RESPONSIBILITY OF THE PLUMBING CONTRACTOR TO PATCH AND FINISH ALL EXISTING PIPE PENETRATIONS AND TRENCHING THRU FLOOR AND WALLS AFTER DEMOLITION. IN ADDITION, ALL NEW PENETRATIONS AND TRENCHING SHALL BE PROVIDED FOR INSTALLATION OF PLUMBING SYSTEMS INCLUDING, BUT NOT LIMITED TO, EQUIPMENT, PIPING, ETC.

FIXTURES & FITTINGS LEGEND

	TEE OUTLET - UP
	TEE OUTLET - DOWN
	CONNECTION - BOTTOM
	CONNECTION TOP
	ELBOW - TURNED UP
	ELBOW - TURNED DOWN
	PIPE CAP
	UNION
	BALL VALVE
CO	CLEAN OUT
FCO	FLOOR CLEAN OUT
WCO	WALL CLEAN OUT
(D)FIXTURE	FIXTURE TO BE REMOVED
	POINT OF CONNECTION
	POINT OF REMOVAL

PIPING LEGEND

XX	PIPING
XX	PIPING BELOW GRADE
X	EXISTING PIPING
CW	COLD WATER
HW	HOT WATER
HWR	HOT WATER RECIRCULATING
SAN	SANITARY SEWER
ST	STORM SEWER
V	VENT
	PLUMBING TO BE REMOVED

PLUMBING EQUIPMENT & FIXTURE SCHEDULE

MARK	FIXTURE	CW	HW	SAN	V	MANUFACTURER	MODEL	DESCRIPTION	REMARKS
EP-1	EJECTOR PUMP			1 1/2"	1 1/2"	LIBERTY PUMPS	404	1/3 HP, 115 V, SINGLE PHASE	
FCO-1	FLOOR CLEANOUT			4"		ZURN	Z1400-B	FLOOR CLEANOUT, DURA-COATED CAST IRON BODY WITH BOTTOM OUTLET, WITH GAS AND WATER TIGHT THREADED ABS TAPERED PLUG, AND TOP ASSEMBLY	
FD-1	FLOOR DRAIN			4"	2	ZURN INDUSTRIES	Z415-4NH-6B	FLOOR DRAIN, 8" ROUND NICKEL BRONZE STRAINER, CAST IRON BODY, DEEL SEAL P TRAP	WITH TRAP SEAL
LAV-1	LAVATORY	1/2"	1/2"	1 1/4"	1 1/4"	AMERICAN STANDARD	0355.012	SINGLE STATION SLOAN STONE LAVATORY WITH ETF-80 FAUCET	
SK-1	SINK	1/2"	1/2"	1 1/2"	1 1/4"	JUST MANUFACTURING	SLADA17519A55-J	STAINLESS STEEL 19"X18"X5-1/2", SINGLE BOWL, DROP IN, 1 HOLE, 20 GAUGE, WITH GOOSNECK FAUCET	
SK-2	SINK	1/2"	1/2"	1 1/2"	1 1/2"	JUST MANUFACTURING	SLADA19219A55-J	STAINLESS STEEL 22"X19-1/2"X5-1/2", SINGLE BOWL, DROP IN, 1 HOLE, 20 GAUGE, WITH GOOSNECK FAUCET	
WC-1	WATER CLOSET (ADA WALL MOUNTED)	1"		4"	2"	AMERICAN STANDARD	3351.101	TOILET, WALL MOUNTED, REAR DISCHARGE, TOP SUPPLY WITH SLOAN ROYAL 111 SMO FLUSH VALVE	
WC-2	WATER CLOSET (CHILD FLOOR MOUNTED)	1"		4"	2"	AMERICAN STANDARD	2282.001	TOILET, FLOOR MOUNTED CHILD HEIGHT, REAR DISCHARGE, TOP SUPPLY WITH SLOAN ROYAL 111 SMO FLUSH VALVE	

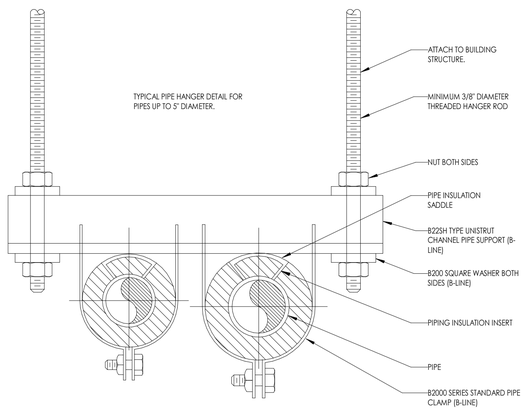

3 P000 **HORIZONTAL PIPE SUPPORT**
12" = 1'-0"

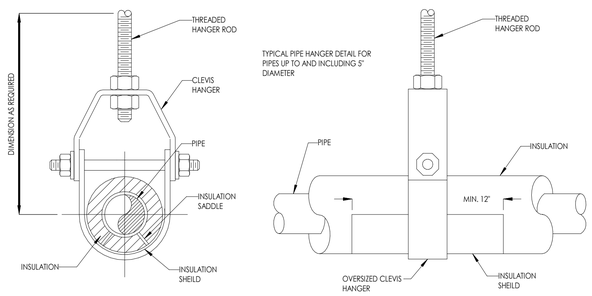

4 P000 **INSULATED PIPE HANGER**
12" = 1'-0"

CPL | Architecture Engineering Planning
50 Front Street Suite 202,
Newburgh, NY 12550
CPLteam.com

SOUTH ORANGETOWN Central School District
Capital Improvements Bond
Essential Infrastructure for Student Health, Safety and Success

PROJECT INFORMATION

Project Number
14457.20

Client Name
SOUTH ORANGETOWN CENTRAL SCHOOL DISTRICT

Project Name
PHASE 1: 2022 BOND

District Office Address
160 VAN WYCK RD, BLAUVELT, NY 10913

SOUTH ORANGETOWN CSD
- ■ WILLIAM O. SHAFFER SED#:50-03-01-06-0-012-019
- ☐ COTOAGE LANE ELEMENTARY SED#:50-03-01-06-0-010-022
- ☐ TAPPAN ZEE HIGH SCHOOL SED#:50-03-01-06-0-006-032
- ☐ WOS OUTDOOR CLASSROOM SED#:50-03-01-06-7-053-001
- ☐ CLE OUTDOOR CLASSROOM SED#:50-03-01-06-7-054-001
- ☐ SOMS OUTDOOR CLASSROOM SED#:50-03-01-06-7-056-001
- ☐ TDHS OUTDOOR CLASSROOM SED#:50-03-01-06-7-055-001

PROJECT ISSUE & REVISION SCHEDULE

No.	Date	Description

PROFESSIONAL STAMPS

NEW YORK STATE EDUCATION STATEMENT

IT IS A VIOLATION OF THE NEW YORK STATE EDUCATION LAW AND THE COMMISSIONER'S REGULATIONS FOR ANY PERSON, UNLESS ACTING UNDER THE DIRECTION OF A LICENSED ARCHITECT, ENGINEER OR LAND SURVEYOR, TO ALTER AN ITEM IN ANY WAY. IF AN ITEM BEARING THE SEAL OF AN ARCHITECT, ENGINEER OR SURVEYOR IS ALTERED, THE ALTERING PARTY SHALL AFFIX TO THE ITEM THEIR SEAL AND THE NOTATION "ALTERED BY" FOLLOWED BY THEIR SIGNATURE AND THE DATE OF SUCH ALTERATION, AND A SPECIFIC DESCRIPTION OF THE ALTERATION.

SHEET INFORMATION

Issued: 10/18/2023
Scale: As indicated
Project Status: BID DOCUMENT
Drawn By: MLS
Checked By: JJW
Drawing Title: PLUMBING LEGEND, NOTES, & DETAILS
Drawing Number: WOS P000

10/16/2023 12:04:38 PM <project location> REVIT PROJECT FILES ON BIM360

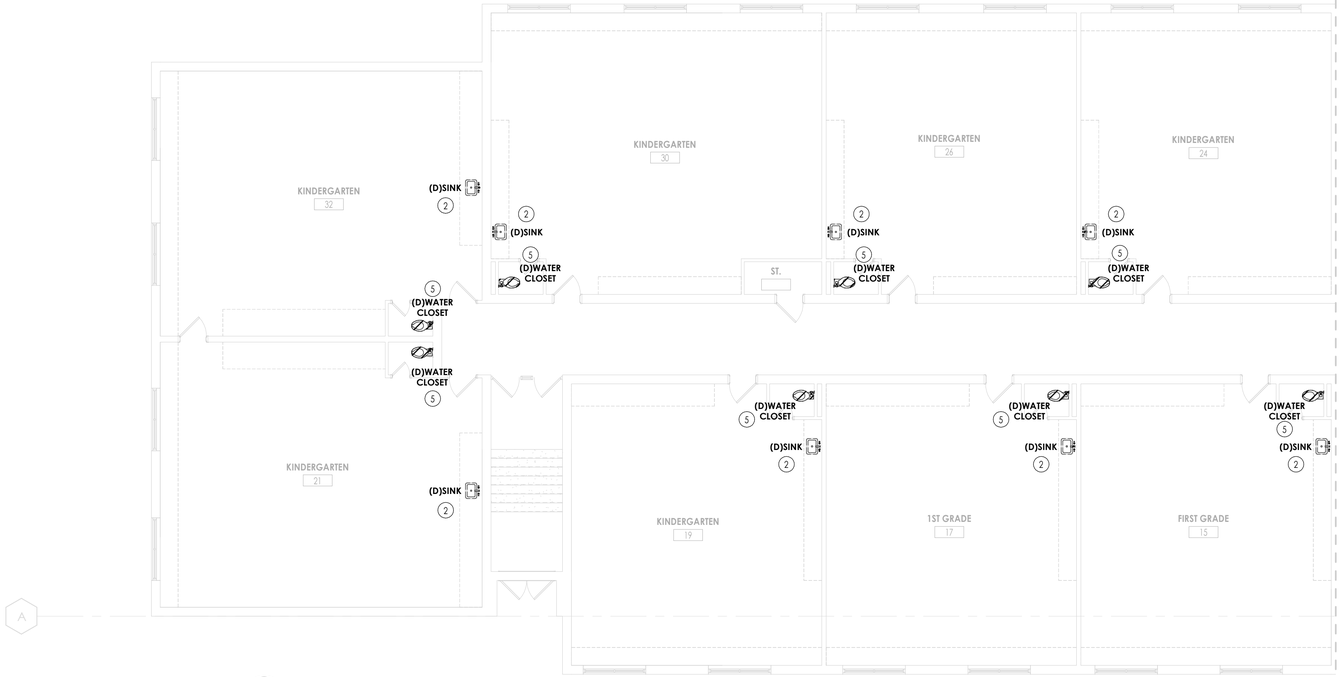

1 / P100 **PARTIAL FIRST FLOOR PLUMBING DEMOLITION PLAN - AREA A**

1/8" = 1'-0"

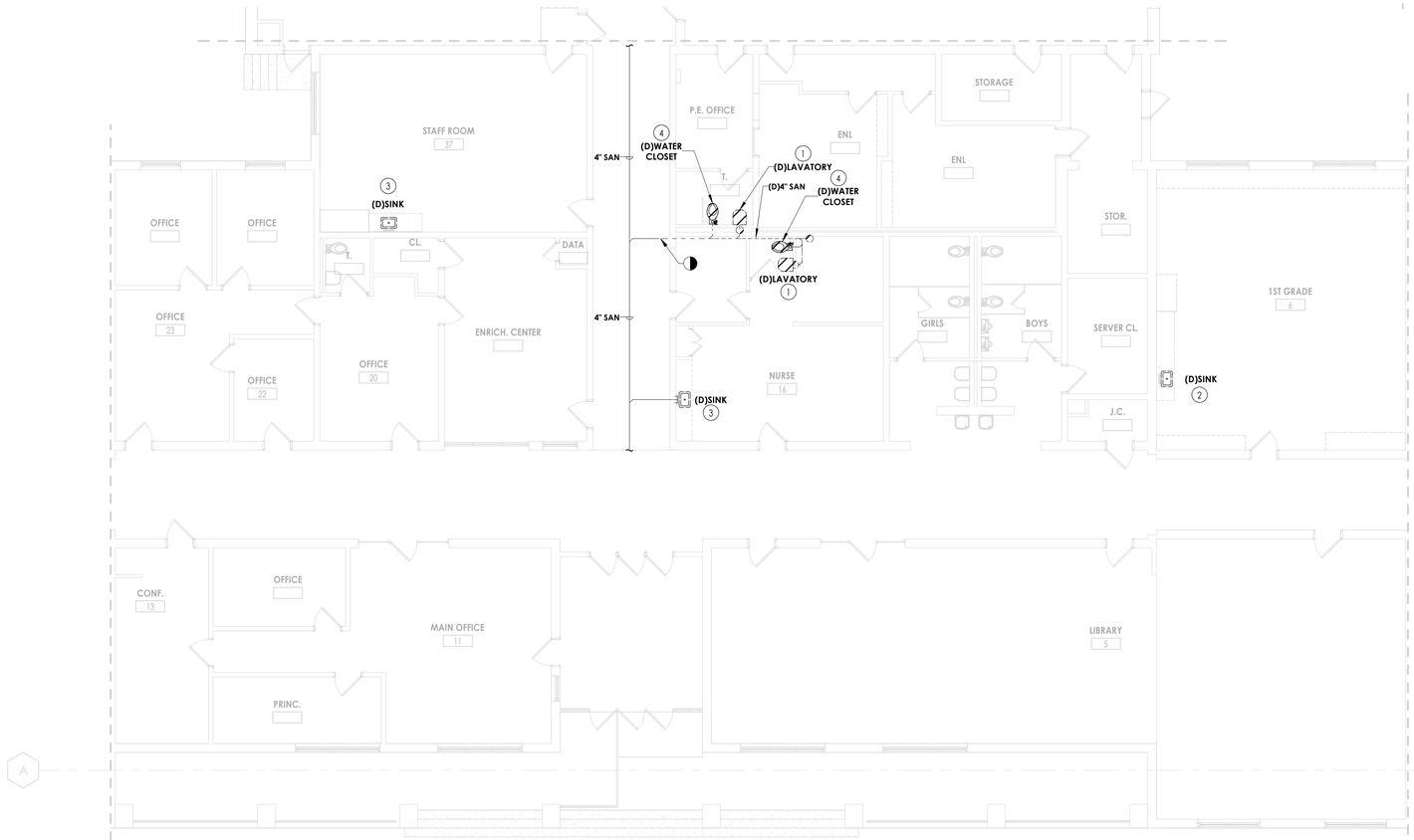

2 / P100 **PARTIAL FIRST FLOOR PLUMBING DEMOLITION PLAN - AREA B**

1/8" = 1'-0"

KEY NOTES:

1. DISCONNECT & REMOVE EXISTING LAVATORY, WALL CARRIER, TRIM, AND RELATED WATER/DRAIN/VENT PIPING.
2. DISCONNECT & REMOVE EXISTING SINK, SUPPORTS, TRIM, AND RELATED WATER/DRAIN/VENT PIPING. CLEAN AND PREPARE ROUGH OPENINGS FOR RECONNECTION TO NEW FIXTURE AND CAP.
3. DISCONNECT & REMOVE EXISTING SINK, SUPPORTS, TRIM, AND RELATED WATER/DRAIN/VENT PIPING. REMOVE PIPING BACK TO NEAREST LIVE MAIN AND CAP.
4. DISCONNECT & REMOVE EXISTING WATER CLOSET, TRIM, AND RELATED WATER/DRAIN/VENT PIPING.
5. DISCONNECT & REMOVE EXISTING WATER CLOSET, TRIM, AND RELATED WATER/DRAIN/VENT PIPING. CLEAN AND PREPARE ROUGH OPENINGS FOR RECONNECTION TO NEW FIXTURE AND CAP.

CPL | Architecture Engineering Planning
50 Front Street Suite 202,
Newburgh, NY 12550
CPLteam.com

SOUTH ORANGETOWN Central School District

Capital Improvements Bond

Essential Infrastructure for Student Health, Safety and Success

PROJECT INFORMATION

Project Number
14457.20

Client Name
SOUTH ORANGETOWN CENTRAL SCHOOL DISTRICT

Project Name
PHASE 1: 2022 BOND

District Office Address
160 VAN WYCK RD, BLAUVELT, NY 10913

SOUTH ORANGETOWN CSD

- ■ WILLIAM O. SHAEFFER SED#:50-03-01-06-0-012-019
- ☐ COTOAGE LANE ELEMENTARY SED#:50-03-01-06-0-010-022
- ☐ TAPPAN ZEE HIGH SCHOOL SED#:50-03-01-06-0-006-032
- ☐ WOS OUTDOOR CLASSROOM SED#:50-03-01-06-7-053-001
- ☐ CLE OUTDOOR CLASSROOM SED#:50-03-01-06-7-054-001
- ☐ SOMS OUTDOOR CLASSROOM SED#:50-03-01-06-7-056-001
- ☐ TDHS OUTDOOR CLASSROOM SED#:50-03-01-06-7-055-001

PROJECT ISSUE & REVISION SCHEDULE

No.	Date	Description

PROFESSIONAL STAMPS

NEW YORK STATE EDUCATION STATEMENT

IT IS A VIOLATION OF THE NEW YORK STATE EDUCATION LAW AND THE COMMISSIONER'S REGULATIONS FOR ANY PERSON, UNLESS ACTING UNDER DIRECTION OF A LICENSED ARCHITECT, ENGINEER OR LAND SURVEYOR, TO ALTER AN ITEM IN ANY WAY. IF AN ITEM BEARING THE SEAL OF AN ARCHITECT, ENGINEER OR SURVEYOR IS ALTERED, THE ALTERING PARTY SHALL AFFIX TO THE ITEM THEIR SEAL AND THE NOTATION "ALTERED BY" FOLLOWED BY THEIR SIGNATURE AND THE DATE OF SUCH ALTERATION, AND A SPECIFIC DESCRIPTION OF THE ALTERATION.

SHEET INFORMATION

Issued	Scale
10/18/2023	1/8" = 1'-0"

Project Status
BID DOCUMENT

Drawn By	Checked By
MLS	JJW

Drawing Title
PARTIAL FIRST FLOOR PLUMBING DEMOLITION PLANS - AREAS A&B

Drawing Number
WOS
P100

10/16/2023 12:05:03 PM <project location> REVIT PROJECT FILES ON BIM360

KEY NOTES:

1. DISCONNECT & REMOVE EXISTING SINK, SUPPORTS, TRIM, AND RELATED WATER/DRAIN/VENT PIPING. CLEAN AND PREPARE ROUGH OPENINGS FOR RECONNECTION TO NEW FIXTURE AND CAP.
2. DISCONNECT & REMOVE EXISTING WATER CLOSET, TRIM, AND RELATED WATER/DRAIN/VENT PIPING. CLEAN AND PREPARE ROUGH OPENINGS FOR RECONNECTION TO NEW FIXTURE AND CAP.

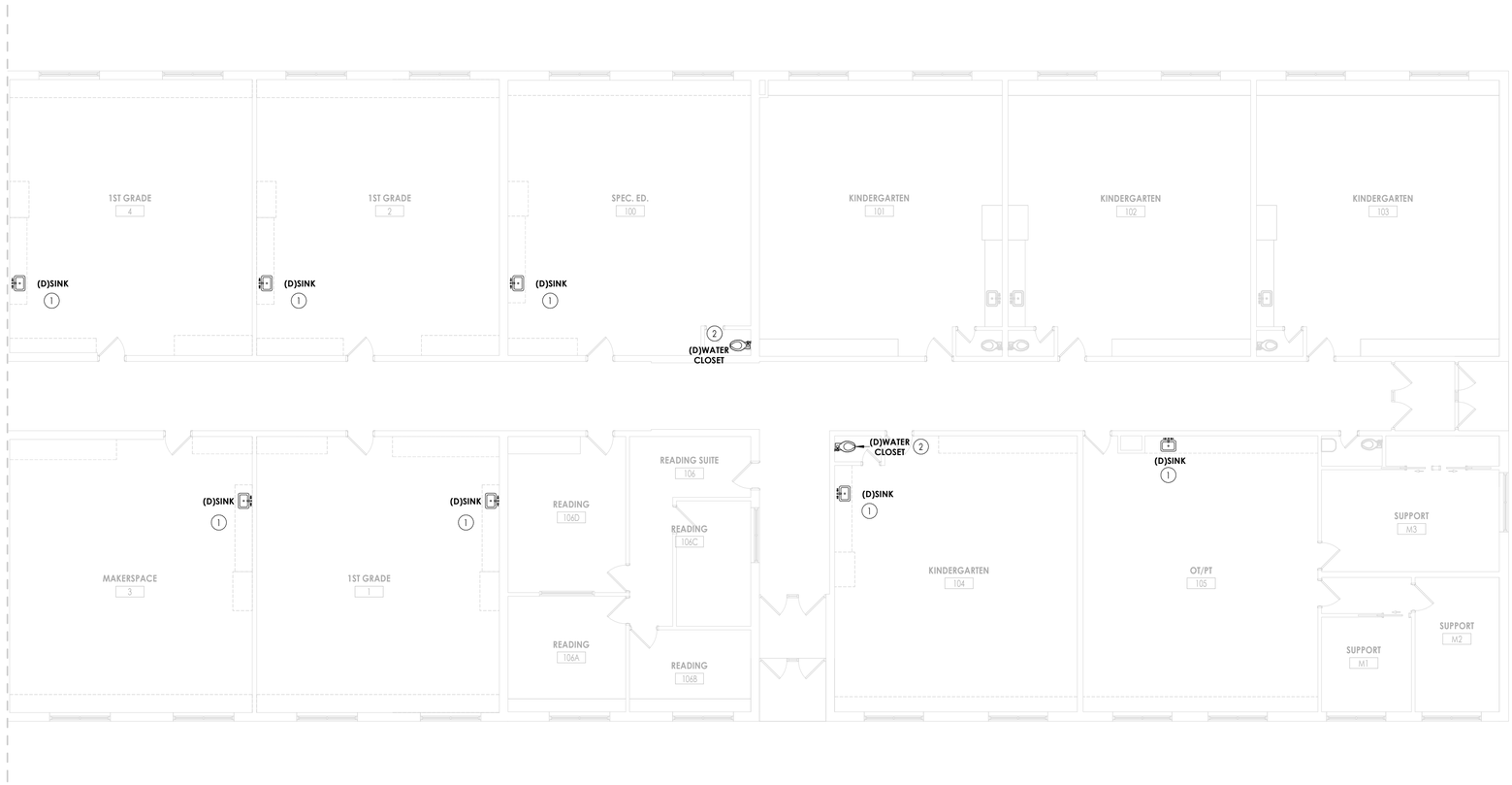

1 / P101 **PARTIAL FIRST FLOOR PLUMBING DEMOLITION PLAN - AREA C**

1/8" = 1'-0"

CPL | Architecture Engineering Planning
50 Front Street Suite 202,
Newburgh, NY 12550
CPLteam.com

SOUTH ORANGETOWN Central School District

Capital Improvements Bond

Essential Infrastructure for Student Health, Safety and Success

PROJECT INFORMATION

Project Number
14457.20

Client Name
SOUTH ORANGETOWN CENTRAL SCHOOL DISTRICT

Project Name
PHASE 1: 2022 BOND

District Office Address
160 VAN WYCK RD, BLAUVELT, NY 10913

SOUTH ORANGETOWN CSD

- ■ WILLIAM O. SHAEFFER SED#:50-03-01-06-0-012-019
- ☐ COTOAGE LANE ELEMENTARY SED#:50-03-01-06-0-010-022
- ☐ TAPPAN ZEE HIGH SCHOOL SED#:50-03-01-06-0-006-032
- ☐ WOS OUTDOOR CLASSROOM SED#:50-03-01-06-7-053-001
- ☐ CLE OUTDOOR CLASSROOM SED#:50-03-01-06-7-054-001
- ☐ SOMS OUTDOOR CLASSROOM SED#:50-03-01-06-7-056-001
- ☐ TDHS OUTDOOR CLASSROOM SED#:50-03-01-06-7-055-001

PROJECT ISSUE & REVISION SCHEDULE

No.	Date	Description
1	05/19/2023	SED ADDENDUM NO. 1

PROFESSIONAL STAMPS

NEW YORK STATE EDUCATION STATEMENT

IT IS A VIOLATION OF THE NEW YORK STATE EDUCATION LAW AND THE COMMISSIONER'S REGULATIONS FOR ANY PERSON, UNLESS ACTING UNDER THE DIRECTION OF A LICENSED ARCHITECT, ENGINEER OR LAND SURVEYOR, TO ALTER AN ITEM IN ANY WAY. IF AN ITEM BEARING THE SEAL OF AN ARCHITECT, ENGINEER OR LAND SURVEYOR IS ALTERED, THE ALTERING PARTY SHALL AFFIX TO THE ITEM THEIR SEAL AND THE NOTATION "ALTERED BY" FOLLOWED BY THEIR SIGNATURE AND THE DATE OF SUCH ALTERATION, AND A SPECIFIC DESCRIPTION OF THE ALTERATION.

SHEET INFORMATION

Issued	Scale
10/18/2023	1/8" = 1'-0"

Project Status
BID DOCUMENT

Drawn By	Checked By
MLS	JJW

Drawing Title
PARTIAL FIRST FLOOR PLUMBING DEMOLITION PLAN - AREA C

Drawing Number
WOS
P101

10/16/2023 12:05:06 PM <project location> REVIT PROJECT FILES ON BIM360

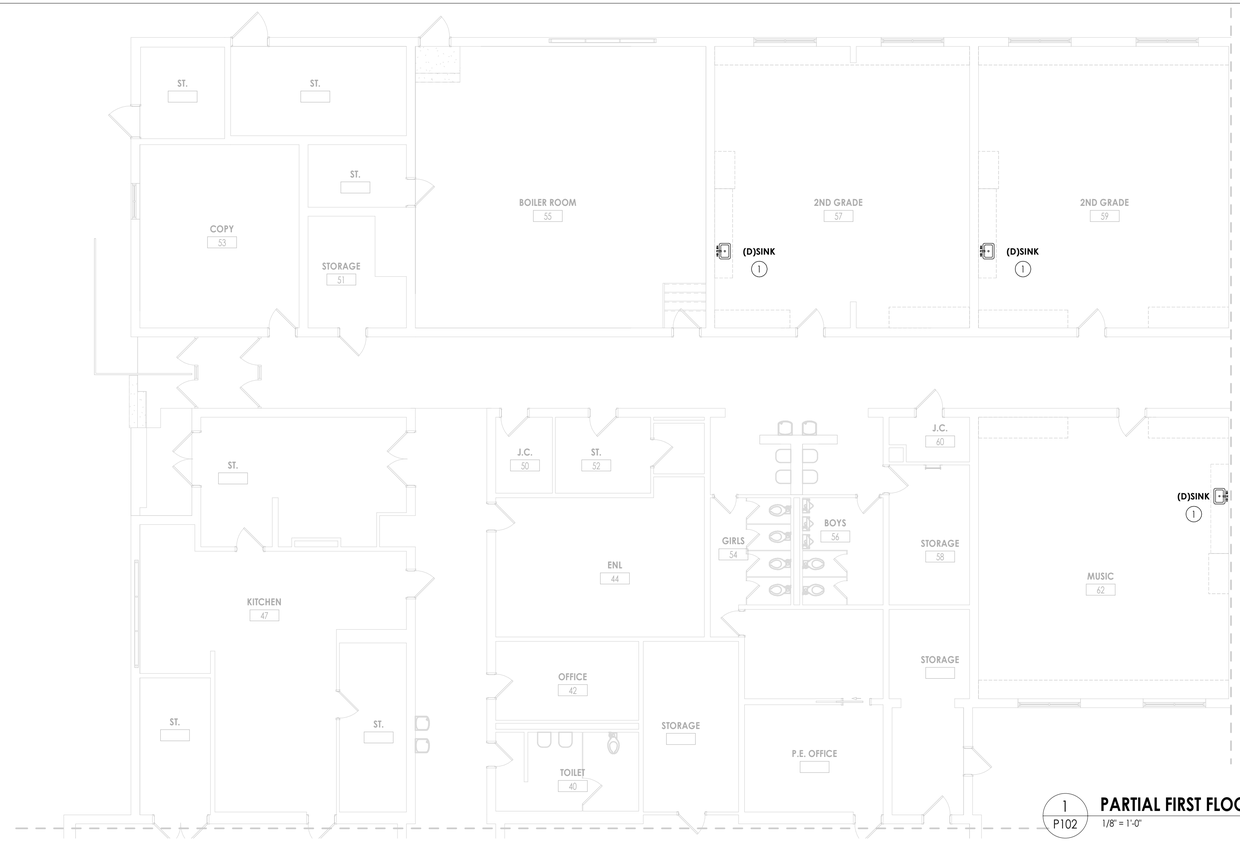

1 P102 **PARTIAL FIRST FLOOR PLUMBING DEMOLITION PLAN - AREA E**

1/8" = 1'-0"

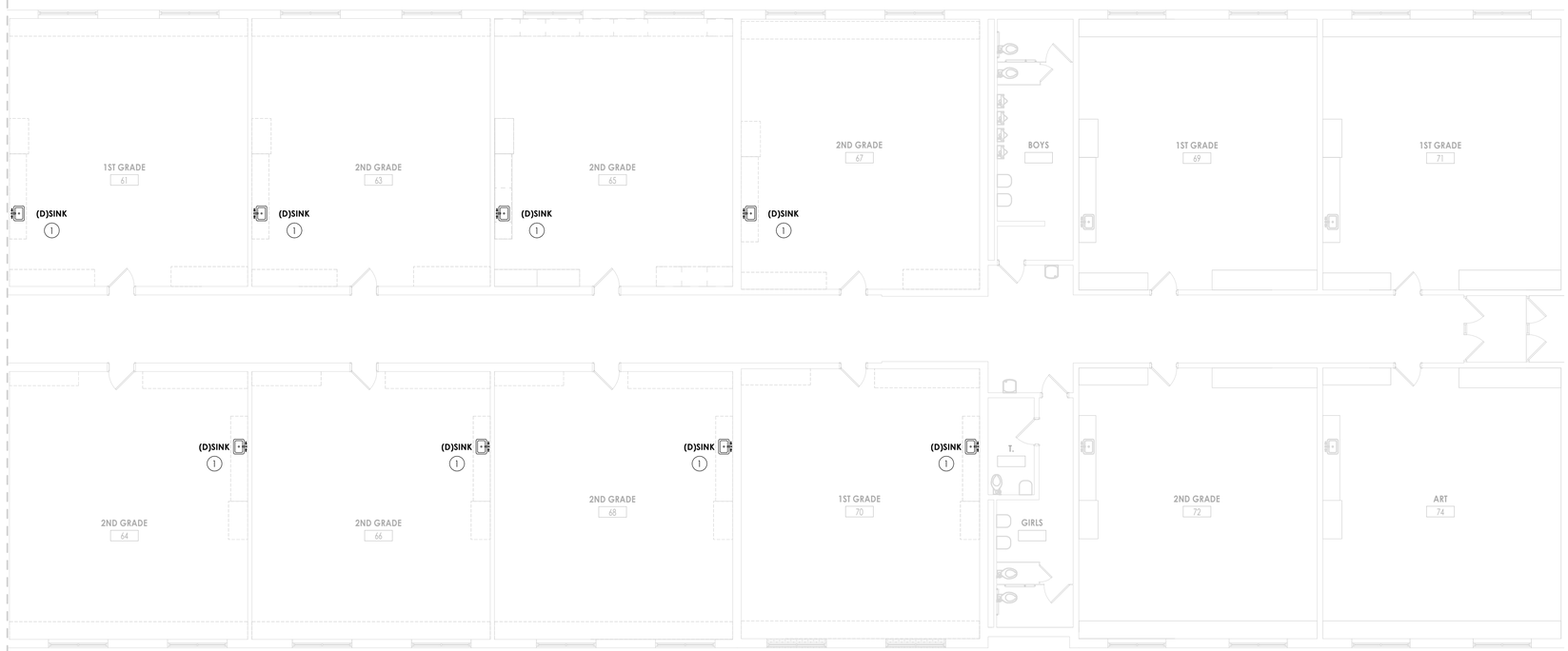

2 P102 **PARTIAL FIRST FLOOR PLUMBING DEMOLITION PLAN - AREA F**

1/8" = 1'-0"

KEY NOTES:

1. DISCONNECT & REMOVE EXISTING SINK, SUPPORTS, TRIM, AND RELATED WATER/DRAIN/VENT PIPING. CLEAN AND PREPARE ROUGH OPENINGS FOR RECONNECTION TO NEW FIXTURE AND CAP.

CPL | Architecture Engineering Planning
50 Front Street Suite 202,
Newburgh, NY 12550
CPLteam.com

SOUTH ORANGETOWN Central School District

Capital Improvements Bond

Essential Infrastructure for Student Health, Safety and Success

PROJECT INFORMATION

Project Number
14457.20

Client Name
SOUTH ORANGETOWN CENTRAL SCHOOL DISTRICT

Project Name
PHASE 1: 2022 BOND

District Office Address
160 VAN WYCK RD, BLAUVELT, NY 10913

SOUTH ORANGETOWN CSD

- ■ WILLIAM O. SHAFFER SED#:50-03-01-06-0-012-019
- ☐ COTOXAGE LANE ELEMENTARY SED#:50-03-01-06-0-010-022
- ☐ TAPPAN ZEE HIGH SCHOOL SED#:50-03-01-06-0-006-032
- ☐ WOS OUTDOOR CLASSROOM SED#:50-03-01-06-7-053-001
- ☐ CLE OUTDOOR CLASSROOM SED#:50-03-01-06-7-054-001
- ☐ SOMS OUTDOOR CLASSROOM SED#:50-03-01-06-7-056-001
- ☐ TDHS OUTDOOR CLASSROOM SED#:50-03-01-06-7-055-001

PROJECT ISSUE & REVISION SCHEDULE

No.	Date	Description

PROFESSIONAL STAMPS

NEW YORK STATE EDUCATION STATEMENT

IT IS A VIOLATION OF THE NEW YORK STATE EDUCATION LAW AND THE COMMISSIONER'S REGULATIONS FOR ANY PERSON, UNLESS ACTING UNDER THE DIRECTION OF A LICENSED ARCHITECT, ENGINEER OR LAND SURVEYOR, TO ALTER AN ITEM IN ANY WAY. IF AN ITEM BEARING THE SEAL OF AN ARCHITECT, ENGINEER OR SURVEYOR IS ALTERED, THE ALTERING PARTY SHALL AFFIX TO THE ITEM THEIR SEAL AND THE NOTATION "ALTERED BY" FOLLOWED BY THEIR SIGNATURE AND THE DATE OF SUCH ALTERATION, AND A SPECIFIC DESCRIPTION OF THE ALTERATION.

SHEET INFORMATION

Issued	Scale
10/18/2023	1/8" = 1'-0"

Project Status
BID DOCUMENT

Drawn By	Checked By
MLS	JJW

Drawing Title
PARTIAL FIRST FLOOR PLUMBING DEMOLITION PLANS - AREAS E&F

Drawing Number
WOS
P102

10/16/2023 12:05:10 PM <project location> REVIT PROJECT FILES ON BIM360

1 P200 **PARTIAL FIRST FLOOR PLUMBING NEW WORK PLAN - AREA A**

1/8" = 1'-0"

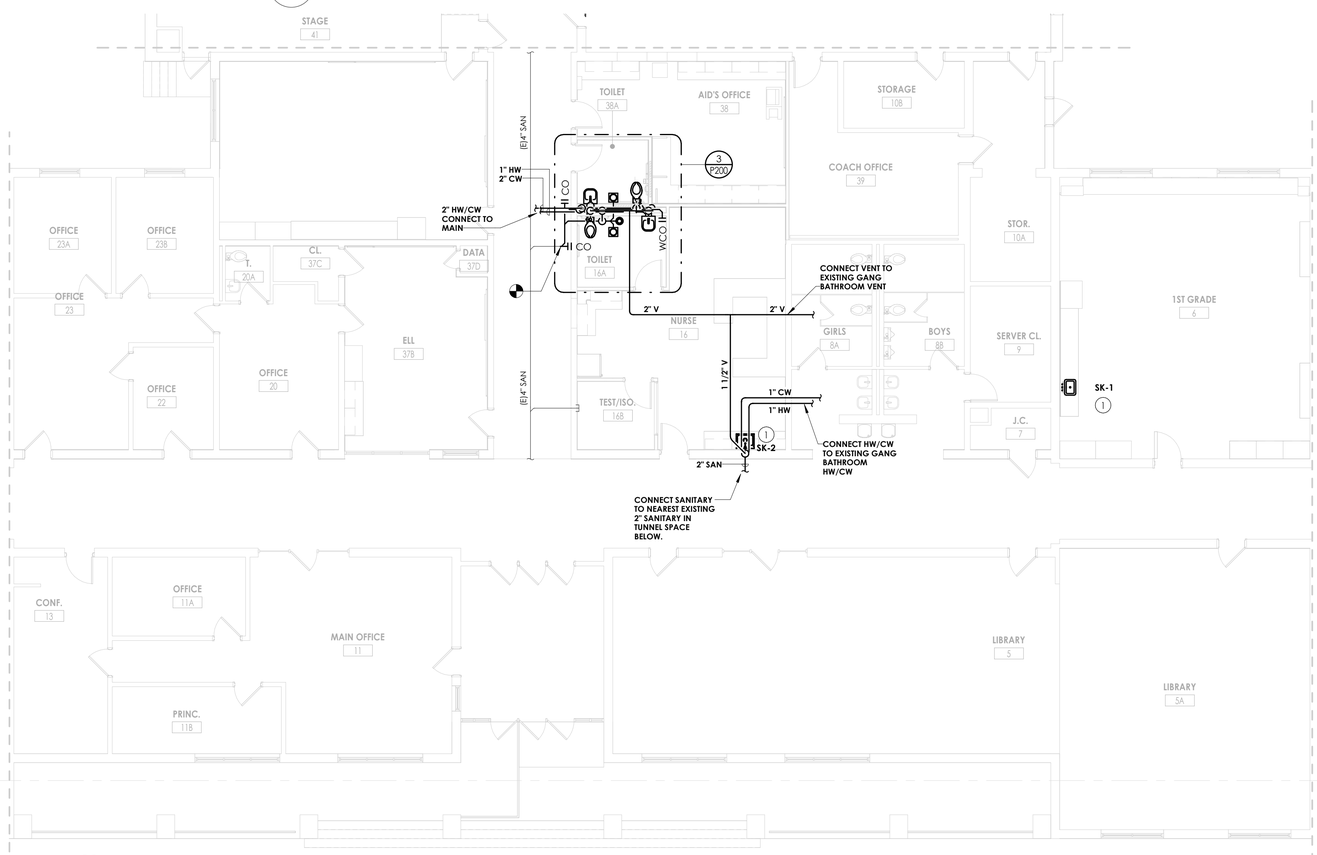

2 P200 **PARTIAL FIRST FLOOR PLUMBING NEW WORK PLAN - AREA B**

1/8" = 1'-0"

KEY NOTES:

1. PROVIDE SINK, SUPPORTS, DOMESTIC WATER SUPPLY LINES, SUPPLY SHUT OFF VAVLES, P-TRAP, SANITARY PIPING, & VENT PIPING.
2. PROVIDE FLOOR MOUNTED WATER CLOSET, COLD WATER SUPPLY LINE, SUPPLY SHUT OFF VAVLE, SANITARY PIPING, & VENT PIPING.
3. PROVIDE LAVATORY AT ADA MOUNTING HEIGHT. PROVIDE CARRIER, DOMESTIC WATER SUPPLY LINES, SUPPLY SHUT OFF VALVES, P-TRAP, SANITARY PIPING, & VENT PIPING.
4. PROVIDE FLOOR DRAIN, P-TRAP, SANITARY PIPING, VENT PIPING, & TRAP SEAL.
5. PROVIDE WALL HUNG WATER CLOSET AT ADA MOUNTING HEIGHT. PROVIDE CARRIER, COLD WATER SUPPLY LINE, SUPPLY SHUT OFF VAVLE, SANITARY PIPING, & VENT PIPING.
6. PROVIDE ADDITIONAL PIPING AS REQUIRED WITHIN CASEWORK, TO RECONNECTION NEW FIXTURES TO EXISTING ROUGH-IN CONNECTIONS.

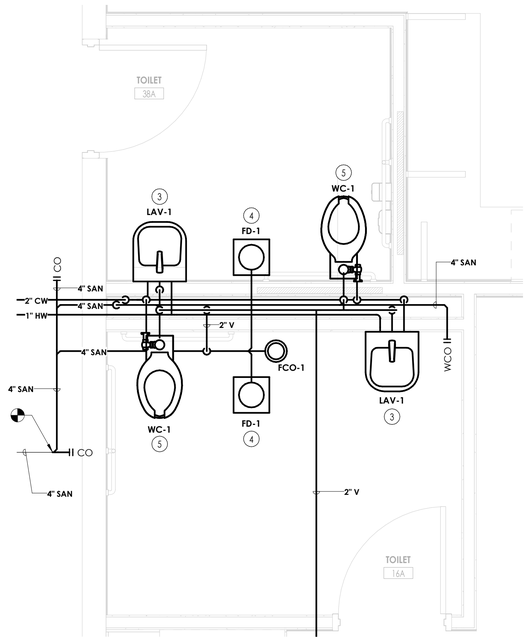

3 P200 **PARTIAL FIRST FLOOR PLUMBING NEW WORK PLAN - AREA B - Callout 1**

1/2" = 1'-0"

CPL | Architecture Engineering Planning
50 Front Street Suite 202,
Newburgh, NY 12550
CPLeam.com

SOUTH ORANGETOWN Central School District

Capital Improvements Bond

Essential Infrastructure for Student Health, Safety and Success

PROJECT INFORMATION

Project Number
14457.20

Client Name
SOUTH ORANGETOWN CENTRAL SCHOOL DISTRICT

Project Name
PHASE 1: 2022 BOND

District Office Address
160 VAN WYCK RD, BLAUVELT, NY 10913

SOUTH ORANGETOWN CSD

- ■ WILLIAM O. SHAEFFER SED#:50-03-01-06-0-012-019
- ☐ COTOAGE LANE ELEMENTARY SED#:50-03-01-06-0-010-022
- ☐ TAPPAN ZEE HIGH SCHOOL SED#:50-03-01-06-0-006-032
- ☐ WOS OUTDOOR CLASSROOM SED#:50-03-01-06-7-053-001
- ☐ CLE OUTDOOR CLASSROOM SED#:50-03-01-06-7-054-001
- ☐ SOMS OUTDOOR CLASSROOM SED#:50-03-01-06-7-056-001
- ☐ TDHS OUTDOOR CLASSROOM SED#:50-03-01-06-7-055-001

PROJECT ISSUE & REVISION SCHEDULE

No.	Date	Description

PROFESSIONAL STAMPS

NEW YORK STATE EDUCATION STATEMENT

IT IS A VIOLATION OF THE NEW YORK STATE EDUCATION LAW AND THE COMMISSIONER'S REGULATIONS FOR ANY PERSON, UNLESS ACTING UNDER THE DIRECTION OF A LICENSED ARCHITECT, ENGINEER OR LAND SURVEYOR, TO ALTER AN ITEM IN ANY WAY. IF AN ITEM BEARING THE SEAL OF AN ARCHITECT, ENGINEER OR SURVEYOR IS ALTERED, THE ALTERING PARTY SHALL AFFIX TO THE ITEM THEIR SEAL AND THE NOTATION "ALTERED BY" FOLLOWED BY THEIR SIGNATURE AND THE DATE OF SUCH ALTERATION, AND A SPECIFIC DESCRIPTION OF THE ALTERATION.

SHEET INFORMATION

Issued	Scale
10/18/2023	As indicated

Project Status
BID DOCUMENT

Drawn By	Checked By
MLS	JJW

Drawing Title
PARTIAL FIRST FLOOR PLUMBING NEW WORK PLANS - AREAS A&B

Drawing Number
WOS P200

10/16/2023 12:05:12 PM <project location> REVIT PROJECT FILES ON BIM360

KEY NOTES:

1. PROVIDE SINK, SUPPORTS, DOMESTIC WATER SUPPLY LINES, SUPPLY SHUT OFF VAVLES, P-TRAP, SANITARY PIPING, & VENT PIPING.
2. PROVIDE FLOOR MOUNTED WATER CLOSET, COLD WATER SUPPLY LINE, SUPPLY SHUT OFF VAVLE, SANITARY PIPING, & VENT PIPING.
3. PROVIDE WALL HUNG WATER CLOSET AT ADA MOUNTING HEIGHT, PROVIDE CARRIER, COLD WATER SUPPLY LINE, SUPPLY SHUT OFF VAVLE, SANITARY PIPING, & VENT PIPING.
4. PROVIDE ADDITIONAL PIPING AS REQUIRED WITHIN CASEWORK, TO RECONNECTION NEW FIXTURES TO EXISTING ROUGH-IN CONNECTIONS.

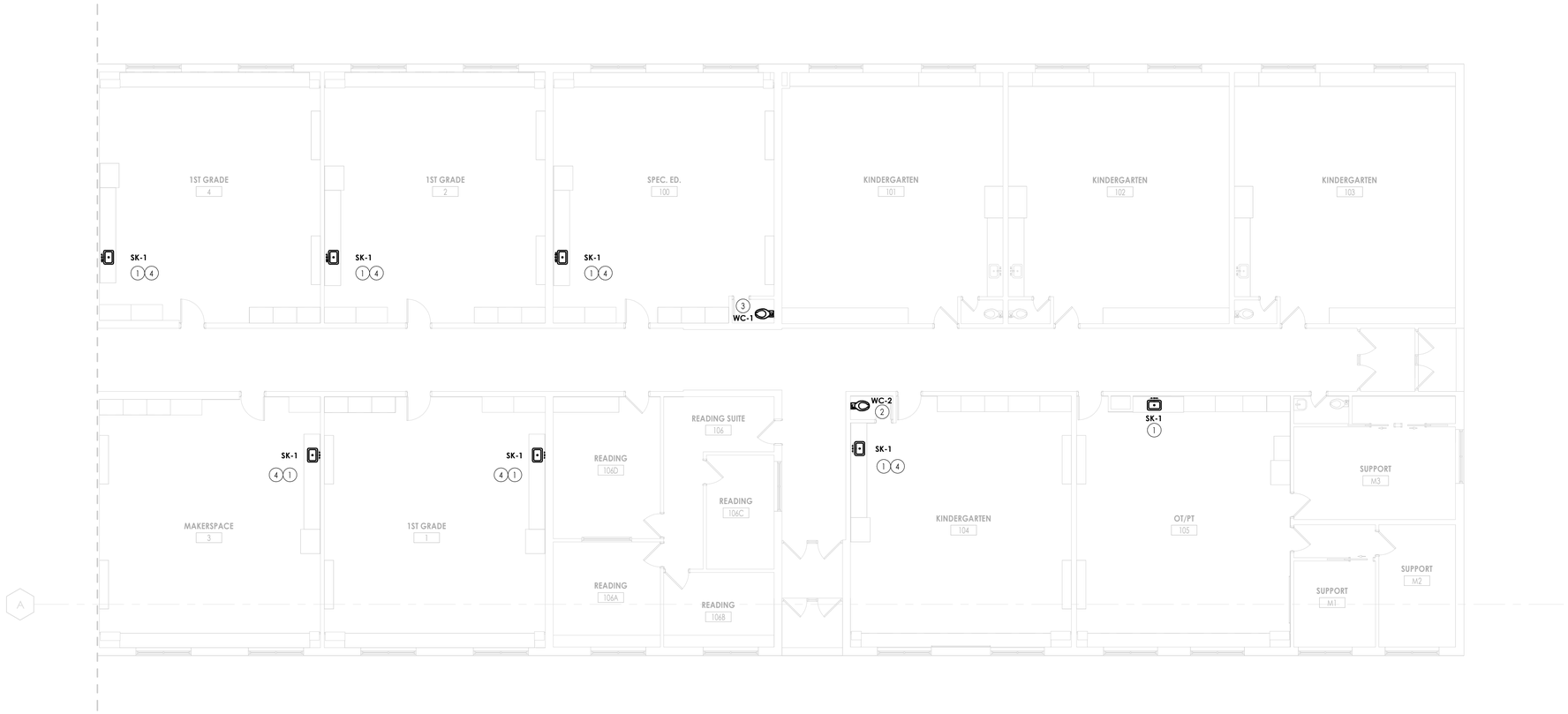

1 / P201 **PARTIAL FIRST FLOOR PLUMBING NEW WORK PLAN - AREA C**

1/8" = 1'-0"

CPL | Architecture Engineering Planning
50 Front Street Suite 202,
Newburgh, NY 12550
CPLteam.com

SOUTH ORANGETOWN Central School District

Capital Improvements Bond

Essential Infrastructure for Student Health, Safety and Success

PROJECT INFORMATION

Project Number
14457.20

Client Name
SOUTH ORANGETOWN CENTRAL SCHOOL DISTRICT

Project Name
PHASE 1: 2022 BOND

District Office Address
160 VAN WYCK RD, BLAUVELT, NY 10913

SOUTH ORANGETOWN CSD

- ■ WILLIAM O. SHAEFFER SED #:50-03-01-06-0-012-019
- ☐ COTOAGE LANE ELEMENTARY SED #:50-03-01-06-0-010-022
- ☐ TAPPAN ZEE HIGH SCHOOL SED #:50-03-01-06-0-006-032
- ☐ WOS OUTDOOR CLASSROOM SED #:50-03-01-06-7-053-001
- ☐ CLE OUTDOOR CLASSROOM SED #:50-03-01-06-7-054-001
- ☐ SOMS OUTDOOR CLASSROOM SED #:50-03-01-06-7-056-001
- ☐ TDHS OUTDOOR CLASSROOM SED #:50-03-01-06-7-055-001

PROJECT ISSUE & REVISION SCHEDULE

No.	Date	Description
1	05/19/2023	SED ADDENDUM NO. 1

PROFESSIONAL STAMPS

NEW YORK STATE EDUCATION STATEMENT

IT IS A VIOLATION OF THE NEW YORK STATE EDUCATION LAW AND THE COMMISSIONER'S REGULATIONS FOR THE PROFESSIONS FOR ANY PERSON, UNLESS ACTING UNDER THE DIRECTION OF ARCHITECT, ENGINEER OR LAND SURVEYOR TO ALTER AN ITEM IN ANY WAY. IF AN ITEM BEARING THE SEAL OF AN ARCHITECT, ENGINEER OR SURVEYOR IS ALTERED, THE ALTERING PARTY SHALL AFFIX TO THE ITEM THEIR SEAL AND THE NOTATION "ALTERED BY" FOLLOWED BY THEIR SIGNATURE AND THE DATE OF SUCH ALTERATION, AND A SPECIFIC DESCRIPTION OF THE ALTERATION.

SHEET INFORMATION

Issued	Scale
10/18/2023	1/8" = 1'-0"

Project Status
BID DOCUMENT

Drawn By	Checked By
MLS	JJW

Drawing Title
PARTIAL FIRST FLOOR PLUMBING NEW WORK PLAN - AREA C

Drawing Number
WOS
P201

10/16/2023 12:05:13 PM <project location> REVIT PROJECT FILES ON BIM360

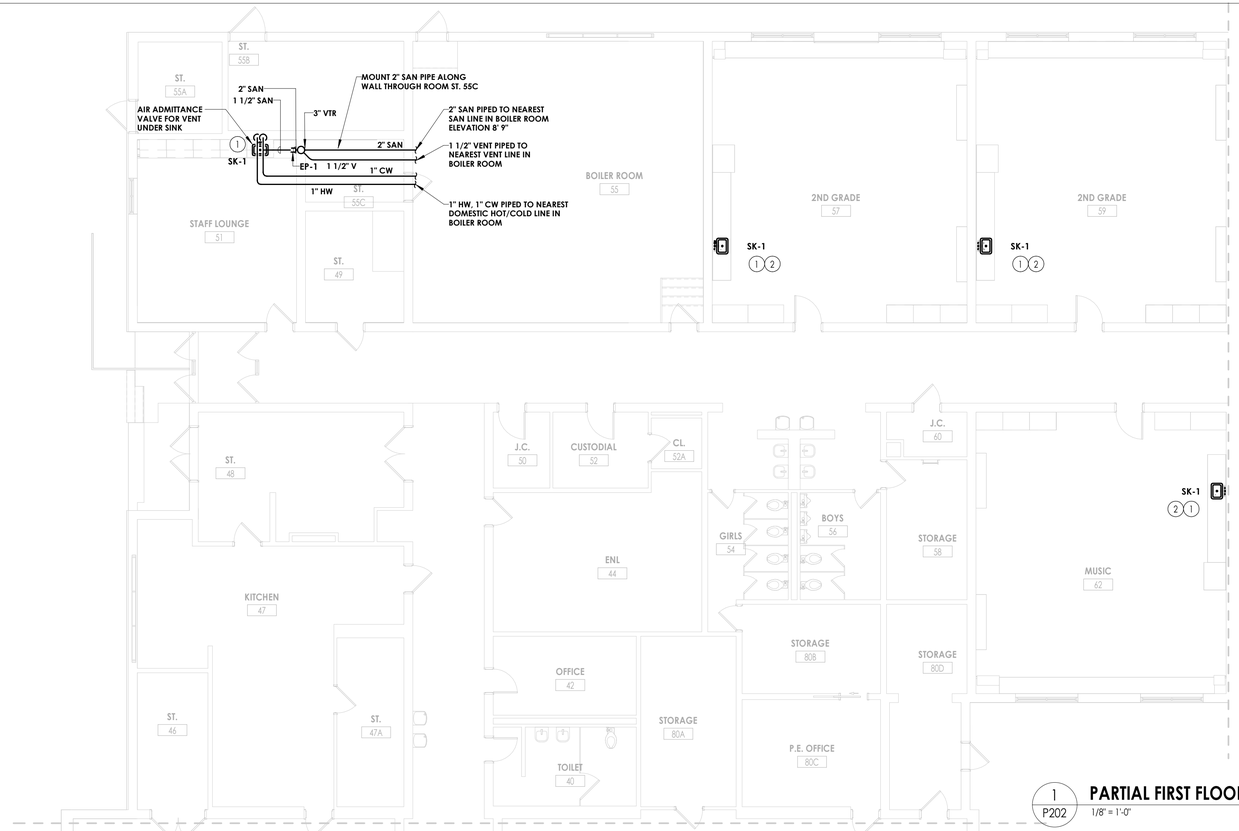

1 P202 **PARTIAL FIRST FLOOR PLUMBING NEW WORK PLAN - AREA E**

1/8" = 1'-0"

2 P202 **PARTIAL FIRST FLOOR PLUMBING NEW WORK PLAN - AREA F**

1/8" = 1'-0"

KEY NOTES:

1. PROVIDE SINK, SUPPORTS, DOMESTIC WATER SUPPLY LINES, SUPPLY SHUT OFF VAVLES, P-TRAP, SANITARY PIPING, & VENT PIPING.
2. PROVIDE ADDITIONAL PIPING AS REQUIRED WITHIN CASEWORK, TO RECONNECTION NEW FIXTURES TO EXISTING ROUGH-IN CONNECTIONS.

CPL | Architecture Engineering Planning
50 Front Street Suite 202,
Newburgh, NY 12550
CPLteam.com

SOUTH ORANGETOWN Central School District

Capital Improvements Bond

Essential Infrastructure for Student Health, Safety and Success

PROJECT INFORMATION

Project Number
14457.20

Client Name
SOUTH ORANGETOWN CENTRAL SCHOOL DISTRICT

Project Name
PHASE 1: 2022 BOND

District Office Address
160 VAN WYCK RD, BLAUVELT, NY 10913

SOUTH ORANGETOWN CSD

- ■ WILLIAM O. SHAEFFER SED#:50-03-01-06-0-012-019
- ☐ COTOAGE LANE ELEMENTARY SED#:50-03-01-06-0-010-022
- ☐ TAPPAN ZEE HIGH SCHOOL SED#:50-03-01-06-0-006-032
- ☐ WOS OUTDOOR CLASSROOM SED#:50-03-01-06-7-053-001
- ☐ CLE OUTDOOR CLASSROOM SED#:50-03-01-06-7-054-001
- ☐ SOMS OUTDOOR CLASSROOM SED#:50-03-01-06-7-056-001
- ☐ TDHS OUTDOOR CLASSROOM SED#:50-03-01-06-7-055-001

PROJECT ISSUE & REVISION SCHEDULE

No.	Date	Description

PROFESSIONAL STAMPS

NEW YORK STATE EDUCATION STATEMENT

IT IS A VIOLATION OF THE NEW YORK STATE EDUCATION LAW AND THE COMMISSIONER'S REGULATIONS FOR THE PROFESSIONS FOR ANY PERSON, UNLESS ACTING UNDER THE DIRECTION OF AN ARCHITECT, ENGINEER OR LAND SURVEYOR TO ALTER AN ITEM IN ANY WAY. IF AN ITEM BEARING THE SEAL OF AN ARCHITECT, ENGINEER OR SURVEYOR IS ALTERED, THE ALTERING PARTY SHALL AFFIX TO THE ITEM THEIR SEAL AND THE NOTATION "ALTERED BY" FOLLOWED BY THEIR SIGNATURE AND THE DATE OF SUCH ALTERATION, AND A SPECIFIC DESCRIPTION OF THE ALTERATION.

SHEET INFORMATION

Issued	Scale
10/18/2023	1/8" = 1'-0"

Project Status
BID DOCUMENT

Drawn By	Checked By
MLS	JJW

Drawing Title
PARTIAL FIRST FLOOR PLUMBING NEW WORK PLANS - AREAS E&F

Drawing Number
WOS
P202

10/16/2023 12:05:14 PM <project location> REVIT PROJECT FILES ON BIM360

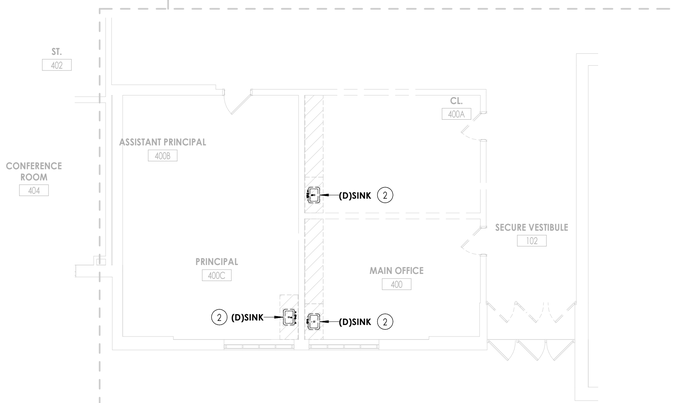

1 / P101 **PARTIAL FLOOR PLUMBING DEMOLITION PLAN - AREA B**
1/8" = 1'-0"

KEY NOTES:

1. PROVIDE SINK, SUPPORTS, DOMESTIC WATER SUPPLY LINES, SUPPLY SHUT OFF VAVLES, P-TRAP, SANITARY PIPING, & VENT PIPING.
2. DISCONNECT & REMOVE EXISTING SINK, SUPPORTS, TRIM, AND RELATED WATER/DRAIN/VENT PIPING. REMOVE PIPING BACK TO MAIN AND CAP.

PIPING LEGEND

—— XX ——	PIPING
— — — XX — — —	PIPING BELOW GRADE
—— X ——	EXISTING PIPING
CW	COLD WATER
HW	HOT WATER
HWR	HOT WATER RECIRCULATING
SAN	SANITARY SEWER
ST	STORM SEWER
V	VENT
	PLUMBING TO BE REMOVED

FIXTURES & FITTINGS LEGEND

	TEE OUTLET - UP
	TEE OUTLET - DOWN
	CONNECTION - BOTTOM
	CONNECTION TOP
	ELBOW - TURNED UP
	ELBOW - TURNED DOWN
	PIPE CAP
	UNION
	BALL VALVE
CO	CLEAN OUT
FCO	FLOOR CLEAN OUT
WCO	WALL CLEAN OUT
RD	ROOF DRAIN
	POINT OF CONNECTION
	POINT OF REMOVAL

PLUMBING EQUIPMENT & FIXTURE SCHEDULE

TAG	FIXTURE	CW	HW	SAN	V	MANUFACTURER	MODEL	DESCRIPTION	REMARKS
SK-1	SINK	1/2"	1/2"	1 1/2"	1 1/2"	AMERICAN STANDARD	22SB.62522283S.075	STAINLESS STEEL 25"X22"X6", SINGLE BOWL, DROP IN, 3 HOLE, 20 GAUGE, WITH KITCHEN FAUCET 9316.450.002	

GENERAL NOTES

A. ALL WORK SHALL COMPLY WITH STATE AND LOCAL CODES.

B. DOMESTIC WATER LINES SHALL BE TYPE L COPPER, LEAD FREE JOINTS. INSULATE ALL PIPING WITH 1" THICK PREFORMED FIBERGLASS PIPE INSULATION WITH ASJ COVER. ALL FITTINGS AND VALVES TO BE COVERED WITH PREFORMED PVC FITTING COVERS. ALL EXPOSED VERTICAL FIXTURE SUPPLY LINES TO BE COVERED WITH PVC JACKET TO 7' ABOVE FINISHED FLOOR.

C. UNDERGROUND SANITARY AND VENT PIPING SHALL BE SERVICE WEIGHT CAST IRON, HUB AND SPIGOT WITH RUBBER GASKET PUSH JOINTS. ABOVE GROUND SANITARY AND VENT PIPING SHALL BE DWV COPPER WITH DWV COPPER FITTINGS OR NO-HUB CAST IRON.

D. IT IS THE RESPONSIBILITY OF THE PLUMBING CONTRACTOR TO FIELD VERIFY EXISTING CONDITIONS WITHIN THE BUILDING PRIOR TO COMMENCEMENT OF ALL DEMOLITION AND NEW WORK.

E. IT IS THE RESPONSIBILITY OF THE PLUMBING CONTRACTOR TO REMOVE AND REPLACE EXISTING CEILINGS UNLESS OTHERWISE NOTED ON THE ARCHITECTURAL DRAWINGS, FOR PERFORMING DEMOLITION OR NEW WORK WITHIN THE BUILDING. THE CONTRACTOR SHALL REINSTALL THE CEILING SYSTEMS TO MATCH THE ORIGINAL INSTALLATION. ANY CEILING SYSTEM COMPONENT DAMAGED DURING DEMOLITION, STORAGE, OR RE-INSTALLATION SHALL BE REPLACED WITH A NEW AT NO EXPENSE TO THE OWNER.

F. ALL PIPING AND CONDUIT PENETRATIONS THRU RATED WALLS OR FLOORS SHALL BE PROVIDED WITH FIRE/SMOKE STOPPING.

G. UNLESS SHOWN ON THE ARCHITECTURAL DRAWINGS, IT IS THE RESPONSIBILITY OF THE PLUMBING CONTRACTOR TO PATCH AND FINISH ALL EXISTING PIPE PENETRATIONS AND TRENCHING THRU FLOOR AND WALLS AFTER DEMOLITION. IN ADDITION, ALL NEW PENETRATIONS AND TRENCHING SHALL BE PROVIDED FOR INSTALLATION OF PLUMBING SYSTEMS INCLUDING, BUT NOT LIMITED TO, EQUIPMENT, PIPING, ETC..

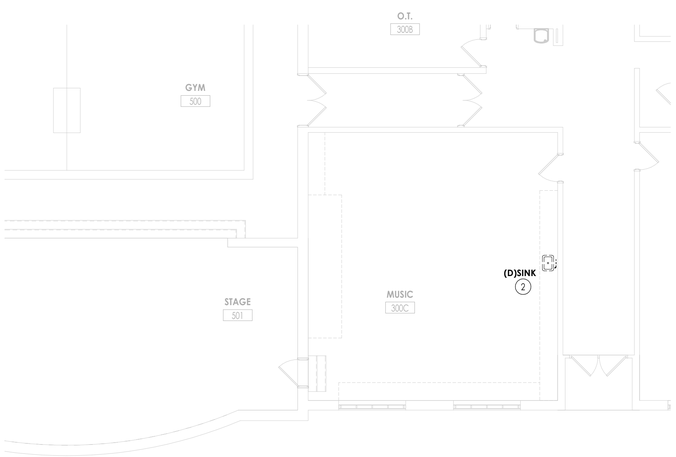

2 / P101 **PARTIAL FLOOR PLUMBING DEMOLITION PLAN - AREA F**
1/8" = 1'-0"

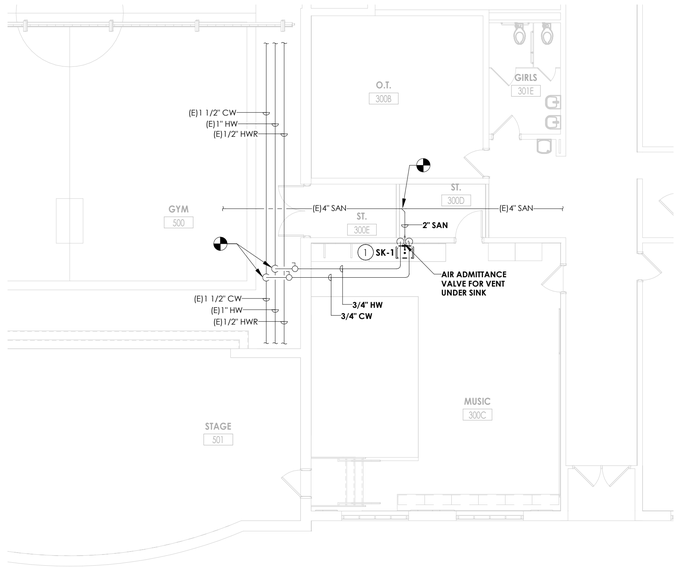

3 / P101 **PARTIAL FLOOR PLUMBING NEW WORK PLAN - AREA F**
1/8" = 1'-0"

CPL | Architecture Engineering Planning
50 Front Street Suite 202,
Newburgh, NY 12550
CPLteam.com

SOUTH ORANGETOWN Central School District
Capital Improvements Bond
Essential Infrastructure for Student Health, Safety and Success

PROJECT INFORMATION

Project Number
14457.20

Client Name
SOUTH ORANGETOWN CENTRAL SCHOOL DISTRICT

Project Name
PHASE 1: 2022 BOND

District Office Address
160 VAN WYCK RD.
BLAUVELT, NY 10913

SOUTH ORANGETOWN CSD
- ☐ WILLIAM O. SHAFFER SED #:50-03-01-06-0-012-019
- ■ COTOAGE LANE ELEMENTARY SED #:50-03-01-06-0-010-022
- ☐ TAPPAN ZEE HIGH SCHOOL SED #:50-03-01-06-0-006-032
- ☐ WOS OUTDOOR CLASSROOM SED #:50-03-01-06-7-053-001
- ☐ CLE OUTDOOR CLASSROOM SED #:50-03-01-06-7-054-001
- ☐ SOMS OUTDOOR CLASSROOM SED #:50-03-01-06-7-056-001
- ☐ TDHS OUTDOOR CLASSROOM SED #:50-03-01-06-7-055-001

PROJECT ISSUE & REVISION SCHEDULE

vv	Date	Description

PROFESSIONAL STAMPS

NEW YORK STATE EDUCATION STATEMENT
IT IS A VIOLATION OF THE NEW YORK STATE EDUCATION LAW AND THE COMMISSIONER'S REGULATIONS FOR ANY PERSON, UNLESS ACTING UNDER THE DIRECTION OF A LICENSED ARCHITECT, ENGINEER OR LAND SURVEYOR, TO ALTER AN ITEM IN ANY WAY. IF AN ITEM BEARING THE SEAL OF AN ARCHITECT, ENGINEER OR SURVEYOR IS ALTERED, THE ALTERING PARTY SHALL AFFIX TO THE ITEM THEIR SEAL AND THE NOTATION "ALTERED BY" FOLLOWED BY THEIR SIGNATURE AND THE DATE OF SUCH ALTERATION, AND A SPECIFIC DESCRIPTION OF THE ALTERATION.

SHEET INFORMATION

Issued	Scale
10/18/2022	As indicated

Project Status
BID DOCUMENT

Drawn By	Checked By
JWB	MLS

Drawing Title
RENOVATION PLAN

Drawing Number
CLE
P101

10/13/2023 9:48:11 AM <project location> REVIT PROJECT FILES ON BIM360

WIRING LEGEND:

S. SWITCH

- (NONE) SINGLE POLE TOGGLE SWITCH
- 2 TWO POLE TOGGLE SWITCH
- 3 THREE WAY TOGGLE SWITCH
- 4 FOUR WAY TOGGLE SWITCH
- WP SINGLE POLE WEATHER PROOF SWITCH
- K SINGLE POLE KEYED SWITCH
- P SINGLE POLE SWITCH WITH PILOT LIGHT
- TM SINGLE POLE SWITCH WITH ONE HOUR TIMER
- T THERMAL SWITCH
- TP THERMAL SWITCH WITH PILOT LIGHT
- M MOMENTARY CONTACT SWITCH
- LV LOW VOLTAGE SWITCH
- D DIMMER SWITCH
- O OCCUPANCY SENSOR SWITCH
- V VACANCY SENSOR SWITCH

S_{II} ROMAN NUMERAL DESIGNATES NUMBER OF SWITCHES

S_a LOWER CASE LETTER DESIGNATES SWITCH LEG

SINGLE RECEPTACLE

PLUG MOLD

DUPLEX RECEPTACLE

QUADRAPLEX RECEPTACLE

SPECIAL RECEPTACLE

- GFI GROUND FAULT CIRCUIT INTERRUPTER
- WP WEATHER PROOF IN-USE COVER
- SS SURGE SUPPRESSION
- C COUNTER HEIGHT
- TR TAMPER RESISTANT, UL LISTED
- IG ISOLATED GROUND
- RT RAIN TITE
- E EMERGENCY
- X TYPE X (SEE RECEPTACLE SCHEDULE)

PP POWER POLE

RECESSED FLOOR MOUNTED DUPLEX RECEPTACLE

SURFACE MOUNTED FLOOR RECEPTACLE

CEILING MOUNTED DUPLEX RECEPTACLE

C CONDUIT

W EXPOSED LOW VOLTAGE WIRING

HORIZONTAL NON-METALLIC WIREWAY WITH DATA JACK OUTLETS AND ISOLATED GROUND TYPE DUPLEX RECEPTACLES

VERTICAL NON-METALLIC WIREWAY WITH DATA JACK OUTLETS AND ISOLATED GROUND TYPE DUPLEX RECEPTACLES

WM WIRE MOLD

J. JUNCTION BOX

- F FIRE SYSTEM
- S SECURITY SYSTEM

DISCONNECT SWITCH

WP DISCONNECT SWITCH - WEATHER PROOF (NEMA 3R)

F FUSED DISCONNECT SWITCH

COMBINATION FUSED DISCONNECT/ MAGNETIC STARTER SWITCH

- HOA HAND/OFF/AUTO
- SS START/STOP

M MANUAL STARTER

VFD COMBINATION VARIABLE FREQUENCY DRIVE AND DISCONNECT

VFD VARIABLE FREQUENCY DRIVE

ST/SP PUSHBUTTON - START, STOP

ST/SP/PL PUSHBUTTON - START, STOP, WITH PILOT LIGHT

UP/DN/SP PUSHBUTTON - UP, DOWN, STOP

EF-1 MOTOR WITH DESIGNATOR

PO DOOR POWER OPERATOR

TC TIME CLOCK

HD HAND DRYER, HARD WIRED

HVP1-6 BRANCH CIRCUIT HOME RUN WITH PANEL NAME AND CIRCUIT NUMBER. QUANTITY OF ARROWHEADS DENOTES QUANTITY OF BRANCH CIRCUITS

- GFI BKR. GFI TYPE BREAKER
- A.F. BKR. ARC FAULT BREAKER

BRANCH CIRCUIT WIRING, PROVIDE QUANTITIES OF CONDUCTORS REQUIRED FOR CIRCUITING AND SWITCHING AS INDICATED

POWER LEG ONLY (NO SWITCH LEG BETWEEN ROOMS)

HARDWIRE CONNECTION

CONDUIT RISER UP

CONDUIT RISER DOWN

T TRANSFORMER

K TYPE "K" TRANSFORMER

MUSHROOM HEAD PUSH BUTTON (EMERGENCY STOP)

EMERGENCY BREAK GLASS STATION

GROUNDING ROD

SINGLE LINE DIAGRAM LEGEND:

EARTH GROUND

CHASSIS GROUND

KVA 208/120:480V — TRANSFORMER - KVA, PRIMARY AND SECONDARY VOLTAGE INDICATED. CONNECTIONS, K-RATING, AND SHIELD SPECIFIED

CURRENT TRANSFORMER

POTENTIAL TRANSFORMER

FUSE

DISCONNECT/LOADBREAK SWITCH

CIRCUIT BREAKER

CIRCUIT BREAKER DRAWOUT MOUNTED (LOW VOLTAGE)

AUTOMATIC TRANSFER SWITCH (NORMAL POSITION SHOWN)

M METER

ENCLOSED CIRCUIT BREAKER

LIGHTNING ARRESTER

FUSED DISCONNECT SWITCH

PANEL — PANELBOARD- RATINGS AS SPECIFIED IN SINGLE LINE DIAGRAM AND ON PANELBOARD SCHEDULE

COMMUNICATIONS LEGEND:

* TELEPHONE DROP

- (NONE) STANDARD MODULAR JACK FOR TELEPHONE
- W WALL MOUNTED TELEPHONE MODULAR JACK
- P PUBLIC TELEPHONE MODULAR JACK
- C COUNTER HEIGHT MODULAR JACK

TELEPHONE FLOOR DROP

DATA DROP

COMPUTER FLOOR DROP

COMBINATION TELEPHONE/DATA DROP

WAP WIRELESS ACCESS POINT

WT WIRELESS TRANSMITTER

DATA RACK

TV COAX CABLE DROP

P CEILING MOUNT LCD PROJECTOR

S SPEAKER (PUBLIC ADDRESS)

- (NONE) CEILING MOUNTED
- W WALL MOUNTED

SS SPEAKER (LOCAL SOUND SYSTEM)

SPEAKER HORN

M MICROPHONE JACK

SJ SPEAKER JACK

V VOLUME CONTROL

C CLOCK

C DOUBLE FACE CLOCK

C S COMBINATION CLOCK AND SPEAKER

IC INTERCOM STATION

PA MIC REMOTE PRE-AMPLIFIER AND PAGING MICROPHONE

CJ CONSOLE JACK

HL HOUSE LIGHT CONTROL STATION

WB WALL BOX AS SPECIFIED

FB FLOOR BOX

NOTE:

SYMBOLS SHOWN ON THIS ELECTRICAL SYMBOLS LIST ARE FOR REFERENCE PURPOSES ONLY. ALL OF THESE SYMBOLS MAY NOT BE USED FOR THIS PROJECT.

FIRE/LIFE SAFETY LEGEND:

- F FIRE ALARM PULL STATION
- F FIRE ALARM BELL
- H FIRE ALARM HORN
- FIRE ALARM HORN AND STROBE COMBINATION
- WP FIRE ALARM HORN AND STROBE COMBINATION, WEATHER PROOF
- S FIRE ALARM SPEAKER
- S C FIRE ALARM SPEAKER - CEILING MOUNTED
- FIRE ALARM SPEAKER AND STROBE COMBINATION
- F FIRE ALARM STROBE
- F FIRE ALARM STROBE - CEILING MOUNTED
- SMOKE DETECTOR
- WG SMOKE DETECTOR WITH GUARD
- CO CARBON MONOXIDE DETECTOR
- CH4 NATURAL GAS SENSOR
- HEAT DETECTOR
- COMBINATION SMOKE/HEAT DETECTOR
- F HEAT DETECTOR - 190° FIXED TEMPERATURE
- EXP HEAT DETECTOR - EXPLOSION PROOF
- BT BEAM SMOKE DETECTOR TRANSMITTER
- BR BEAM SMOKE DETECTOR RECEIVER
- DUCT DETECTOR
  - SA INDICATES INSTALLATION IN SUPPLY AIR
  - RA INDICATES INSTALLATION IN RETURN AIR
- RTS REMOTE TEST STATION FOR DUCT DETECTOR
- R FIRE ALARM SHUT DOWN RELAY
- DH FIRE DOOR HOLD OPEN
- VS TAMPER SWITCH
- WF FLOW SWITCH
- FSS FIRE SUPRESSION ANSUL SYSTEM CONNECTION
- FR SMOKE DAMPER RELAY CONNECTION
  - SD/FD SMOKE DAMPER AND FIRE DAMPER
  - SD SMOKE DAMPER
- AIM CONTROL MODULE, ADDRESSABLE
- AREA OF RESCUE CALL STATION
- ADA AREA OF RESCUE MASTER TELEPHONE STATION

SECURITY LEGEND:

- KP SECURITY KEY PAD
- C VIDEO CAMERA
- VM CCTV VIDEO MONITOR
- MD PASSIVE INFRARED MOTION DETECTOR
- PR PROXIMITY CARD READER
- C CALL SWITCH
- DC DOOR CONTACT
- WC WINDOW CONTACT
- ES ELECTRIC STRIKE DOOR RELEASE
- ML MAGNETIC DOOR RELEASE

NURSE CALL LEGEND:

- CB NURSE CALL BUTTON
- P NURSE CALL PATIENT BED STATION
- B CODE CALL BUTTON
- SA NURSE CALL STAFF ASSIST STATION
- S NURSE CALL STAFF STATION
- SD NURSE CALL DUTY/STAFF STATION
- D NURSE CALL DUTY STATION
- H N NURSE CALL LIGHT
- H C NURSE CALL CODE LIGHT
- H Z NURSE CALL ZONE LIGHT
- M NURSE CALL MASTER STATION
- E NURSE CALL EMERGENCY PULL STATION
- IR NURSE CALL INFRARED SENSOR

LIGHT FIXTURE LEGEND:

XX — LIGHTING FIXTURE (SEE LIGHTING FIXTURE SCHEDULE FOR LETTER DESIGNATION AND DESCRIPTION OF FIXTURES)

EMERGENCY AND/OR NIGHT LIGHT LIGHTING FIXTURE

EXIT LIGHTING FIXTURE UNIVERSAL MOUNT, SINGLE/DOUBLE FACE (WHERE USED, ARROW INDICATES CHEVRON DIRECTION)

BATTERY POWERED EMERGENCY LIGHT

EMERGENCY LIGHT REMOTE HEAD

TRACK LIGHTING

POLE MOUNTED LIGHTING (QUANTITY AND ORIENTATION OF HEADS AS SHOWN)

OS OCCUPANCY SENSOR - CEILING MOUNTED

OSW OCCUPANCY SENSOR - WALL MOUNTED

LC LIGHTING CONTACTOR

PC PHOTOCELL

PANEL LEGEND:

EXISTING ELECTRICAL PANEL

XXX NEW ELECTRICAL PANEL

- MDP MAIN DISTRIBUTION PANEL
- LVP LOW VOLTAGE PANEL
- HVP HIGH VOLTAGE PANEL
- LP LIGHTING CONTROL PANEL
- IG ISOLATED GROUND PANEL
- MSB MAIN SWITCH BOARD
- MCC MOTOR CONTROL CENTER
- TVSS TRANSIENT VOLTAGE SURGE SUPPRESSION

ATS AUTOMATIC TRANSFER SWITCH

XXX ELECTRICAL SYSTEMS PANEL

- SACP SECURITY ALARM CONTROL PANEL
- FACP FIRE ALARM CONTROL PANEL
- PA PUBLIC ADDRESS CONTROL PANEL
- FAAP FIRE ALARM ANNUNCIATOR PANEL

ELECTRICAL PANELBOARD LABELING PLACARD

LINE 1 - PANELBOARD NAME: PP1 (EXAMPLE)
LINE 2 - VOLTAGE AND PHASE: 480/277V-3PH-4W (EXAMPLE)
LINE 3 - WHERE PANELBOARD IS FED FROM: FF MSB BREAKER #14 (EXAMPLE)

GENERAL ELECTRICAL NOTES:

1) HATCHED AREAS DESIGNATE EXISTING EQUIPMENT TO BE REMOVED, UNLESS OTHERWISE NOTED.

2) ALL WORK TO BE DONE IN ACCORDANCE WITH THE LATEST ADOPTED EDITION OF THE NATIONAL ELECTRIC CODE (NFPA 70).

3) CONTRACTOR SHALL FIELD VERIFY ALL CONDITIONS AND COORDINATE WITH EXISTING EQUIPMENT PRIOR TO BIDDING.

BUILDING:

4) INSTALL DATA JACKS FOR CEILING MOUNTED WIRELESS TRANSMITTERS ABOVE CEILING IN ALL AREAS WHERE THERE IS AN ACCESSIBLE CEILING, UNLESS OTHERWISE NOTED. PROVIDE FLUSH MOUNTED JACKS IN ALL HARD CEILINGS.

5) ALL CONDUIT AND WIRING TO BE CONCEALED IN WALLS, FLOOR, OR ABOVE CEILINGS UNLESS OTHERWISE NOTED OR APPROVED BY THE ARCHITECT/ENGINEER. ALL DEVICE OUTLET BOXES SHALL BE RECESSED UNLESS OTHERWISE NOTED OR APPROVED BY THE ARCHITECT/ENGINEER. WHERE APPROVED OR NOTED, SURFACE METAL RACEWAY AND DEVICE BOXES SHALL BE USED IN-LIEU OF CONDUIT AND CONCEALED BOXES AT NO EXTRA COST TO THE OWNER.

6) ALL CONDUIT ROUTES SHOWN ARE APPROXIMATE ONLY. CONTRACTOR SHALL FIELD VERIFY FINAL ROUTE.

7) CONDUIT RUNS SHOWN ARE SCHEMATICAL AND DO NOT INDICATE THE NECESSARY FITTINGS AND JUNCTION BOXES THAT ARE INCLUDED IN THE SCOPE OF THE WORK.

GROUNDING:

8) ALL METAL RACEWAYS, INCLUDING CONDUIT, WIRE TROUGHS, WIREMOLD, ETC., SHALL BE GROUNDED. ALL CONNECTIONS IN METAL RACEWAYS SHALL BE COMPLETED IN SUCH A MANNER AS TO MAINTAIN A CONTINUOUS PATH TO GROUND THROUGHOUT THE ENTIRE LENGTH OF THE RACEWAY.

WIRING:

9) UNLESS NOTED OTHERWISE ON THE DRAWINGS OR ON THE EQUIPMENT WIRING SCHEDULE, EACH BRANCH CIRCUIT SHALL BE THREE (3) #12 AWG THHN/THWN (1 HOT, 1 NEUTRAL & 1 EQUIPMENT GROUND) IN 3/4" EMT CONDUIT. PROTECT EACH CIRCUIT WITH A 20 AMPERE, 1-POLE OVERCURRENT DEVICE UNLESS OTHERWISE NOTED. PROVIDE #10 AWG FOR 120V BRANCH CIRCUITS LONGER THAN 100 FEET. COMBINED NEUTRALS ARE NOT PERMITTED.

INSTALLATION HEIGHTS:

HEIGHT TO CENTER OF EQUIPMENT ABOVE FINISHED FLOOR UNLESS OTHERWISE NOTED TO BE THE FOLLOWING:

- RECEPTACLE = 18"
- SWITCH = 44"
- MODULAR JACK FOR WALL MOUNTED TELEPHONE = 52"
- MODULAR TELEPHONE JACK = 18"
- AUDIO/VISUAL FIRE ALARM INDICATORS = 88"
- FIRE ALARM PULL STATIONS = 48"
- TELEVISION OUTLET = 7'-0"
- COMPUTER OUTLET = 18"
- CALL SWITCH = 44"
- REMOTE TEST STATION FOR DUCT DETECTOR = 52"

C = ABOVE COUNTER BACKSPLASH, COORDINATE WITH ARCHITECTURAL ELEVATIONS.

CPL | Architecture Engineering Planning
50 Front Street Suite 202,
Newburgh, NY 12550
CPLteam.com

SOUTH ORANGETOWN Central School District
Capital Improvements Bond
Essential Infrastructure for Student Health, Safety and Success

PROJECT INFORMATION

Project Number
14457.20

Client Name
SOUTH ORANGETOWN CENTRAL SCHOOL DISTRICT

Project Name
PHASE 1: 2022 BOND

District Office Address
160 VAN WYCK RD, BLAUVELT, NY 10913

SOUTH ORANGETOWN CSD
- WILLIAM O. SCHAEFER SEDH:50-03-01-06-0-012-019
- COTTAGE LANE ELEMENTARY SEDH:50-03-01-06-0-010-022
- TAPPAN ZEE HIGH SCHOOL SEDH:50-03-01-06-0-006-032
- WILLIAM O. SCHAEFER S&L SEDH: 50-03-01-06-0-012-020
- COTTAGE LANE S&L SEDH: 50-03-01-06-0-010-023
- COTTAGE LANE LIBRARY S&L SEDH: 50-03-01-06-8-023-002
- WOS OUTDOOR CLASSROOM SEDH: 50-03-01-06-7-053-001
- SOMS OUTDOOR CLASSROOM SEDH: 50-03-01-06-7-056-001
- CLE OUTDOOR CLASSROOM SEDH: 50-03-01-06-7-054-001
- TDHS OUTDOOR CLASSROOM SEDH: 50-03-01-06-7-055-001

PROJECT ISSUE & REVISION SCHEDULE

No.	Date	Description

PROFESSIONAL STAMPS

NEW YORK STATE EDUCATION STATEMENT

IT IS A VIOLATION OF THE NEW YORK STATE EDUCATION LAW AND THE COMMISSIONER'S REGULATIONS FOR ANY PERSON, UNLESS ACTING UNDER THE DIRECTION OF A LICENSED ARCHITECT, ENGINEER OR LAND SURVEYOR, TO ALTER AN ITEM IN ANY WAY. IF AN ITEM BEARING THE SEAL OF AN ARCHITECT, ENGINEER OR SURVEYOR IS ALTERED, THE ALTERING PARTY SHALL AFFIX TO THE ITEM THEIR SEAL AND THE NOTATION "ALTERED BY" FOLLOWED BY THEIR SIGNATURE AND THE DATE OF SUCH ALTERATION, AND A SPECIFIC DESCRIPTION OF THE ALTERATION.

SHEET INFORMATION

Issued	Scale
10/18/2023	AS NOTED

Project Status
BID DOCUMENT

Drawn By	Checked By
MAY	JBT

Drawing Title
ELECTRICAL SYMBOLS LEGEND, NOTES & SYSTEM DIAGRAMS

Drawing Number
GEN
E000

10/17/2023 10:41:14 AM <project location> REVIT PROJECT FILES ON BIM360

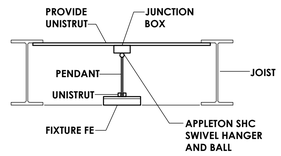

7 / E800 **FIXTURE MOUNTING DETAIL**
NOT TO SCALE

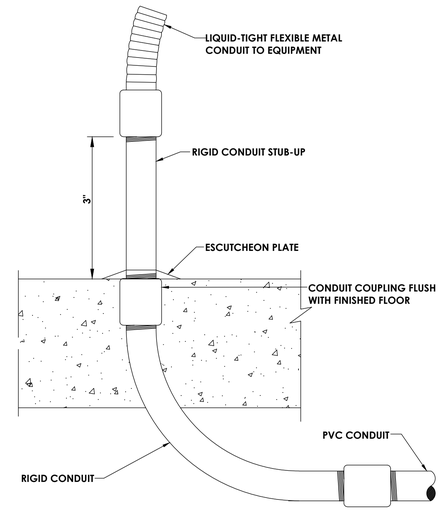

4 / E800 **CONDUIT STUB-UP DETAIL**
NOT TO SCALE

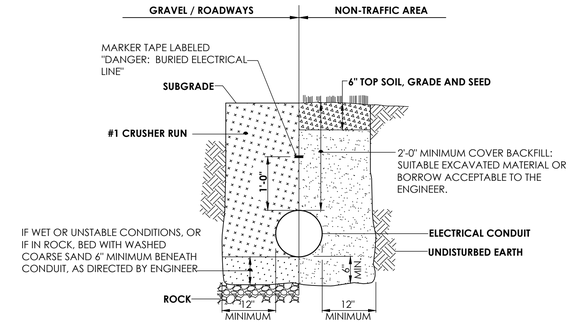

NOTES:

1) ALL MATERIAL PLACED IN GRAVEL/ROADWAY AREAS SHALL BE COMPACTED IN MAXIMUM 6" LIFTS.

2) THIS TRENCH DETAIL SHALL INCLUDE THE REQUIREMENTS COMMON TO MORE THAN ONE SECTION OF DIVISION 2 OF THE SPECIFICATIONS.

1 / E800 **TYPICAL TRENCH DETAIL FOR CONDUIT**
SCALE: NOT TO SCALE

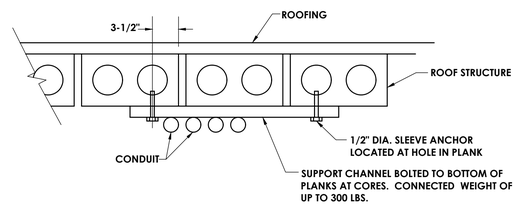

5 / E800 **CONDUIT SUPPORT DETAIL**
NOT TO SCALE

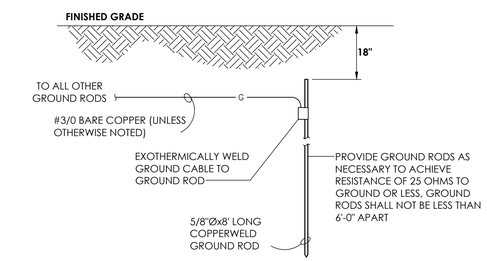

2 / E800 **GROUND ROD DETAIL**
SCALE: NOT TO SCALE

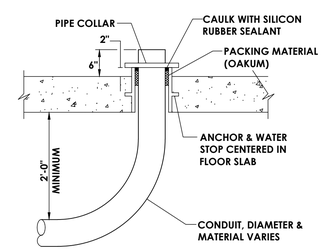

6 / E800 **TYPICAL CONDUIT SLEEVE DETAIL**
NOT TO SCALE

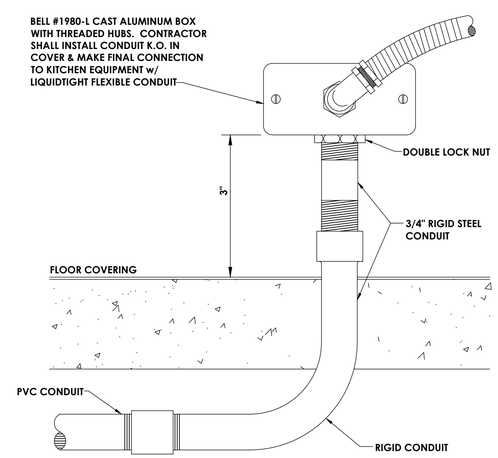

3 / E800 **FLOOR JUNCTION BOX STUB-UP DETAIL**
NOT TO SCALE

CPL | Architecture Engineering Planning
30 Century Hill Drive, Suite 104
Latham, NY 12110
CPLteam.com

SOUTH ORANGETOWN Central School District
Capital Improvements Bond
Essential Infrastructure for Student Health, Safety and Success

PROJECT INFORMATION

Project Number
14457.20

Client Name
SOUTH ORANGETOWN CENTRAL SCHOOL DISTRICT

Project Name
PHASE 1: 2022 BOND

District Office Address
160 VAN WYCK RD.
BLAUVELT, NY 10913

SOUTH ORANGETOWN CSD

- WILLIAM O. SCHAEFER SED#: 50-03-01-06-0-012-019
- COTTAGE LANE ELEMENTARY SED#: 50-03-01-06-0-010-022
- TAPPAN ZEE HIGH SCHOOL SED#: 50-03-01-06-0-006-032
- WILLIAM O. SCHAEFER S&L SED#: 50-03-01-06-0-012-000
- COTTAGE LANE S&L SED#: 50-03-01-06-0-010-023
- COTTAGE LANE LIBRARY S&L SED#: 50-03-01-06-8-023-002
- WOS OUTDOOR CLASSROOM SED#: 50-03-01-06-7-033-001
- SOMS OUTDOOR CLASSROOM SED#: 50-03-01-06-7-056-001
- CLE OUTDOOR CLASSROOM SED#: 50-03-01-06-7-054-001
- TDHS OUTDOOR CLASSROOM SED#: 50-03-01-06-7-055-001

PROJECT ISSUE & REVISION SCHEDULE

No.	Date	Description

PROFESSIONAL STAMPS

NEW YORK STATE EDUCATION STATEMENT
IT IS A VIOLATION OF THE NEW YORK STATE EDUCATION LAW AND THE COMMISSIONER'S REGULATIONS FOR ANY PERSON, UNLESS ACTING UNDER THE DIRECTION OF A LICENSED ARCHITECT, ENGINEER OR SURVEYOR, TO ALTER IN ANY WAY A DOCUMENT BEARING THE SEAL OF AN ARCHITECT, ENGINEER OR SURVEYOR IS ALTERED. THE ALTERING PARTY SHALL AFFIX TO THE ITEM THEIR SEAL AND THE NOTATION "ALTERED BY" FOLLOWED BY THEIR SIGNATURE AND THE DATE OF SUCH ALTERATION, AND A SPECIFIC DESCRIPTION OF THE ALTERATION.

SHEET INFORMATION

Issued	Scale
10/18/23	AS NOTED

Project Status
BID DOCUMENTS

Drawn By	Checked By
MAY	JBT

Drawing Title
ELECTRICAL DETAILS

Drawing Number	Revision Number
GEN E800	

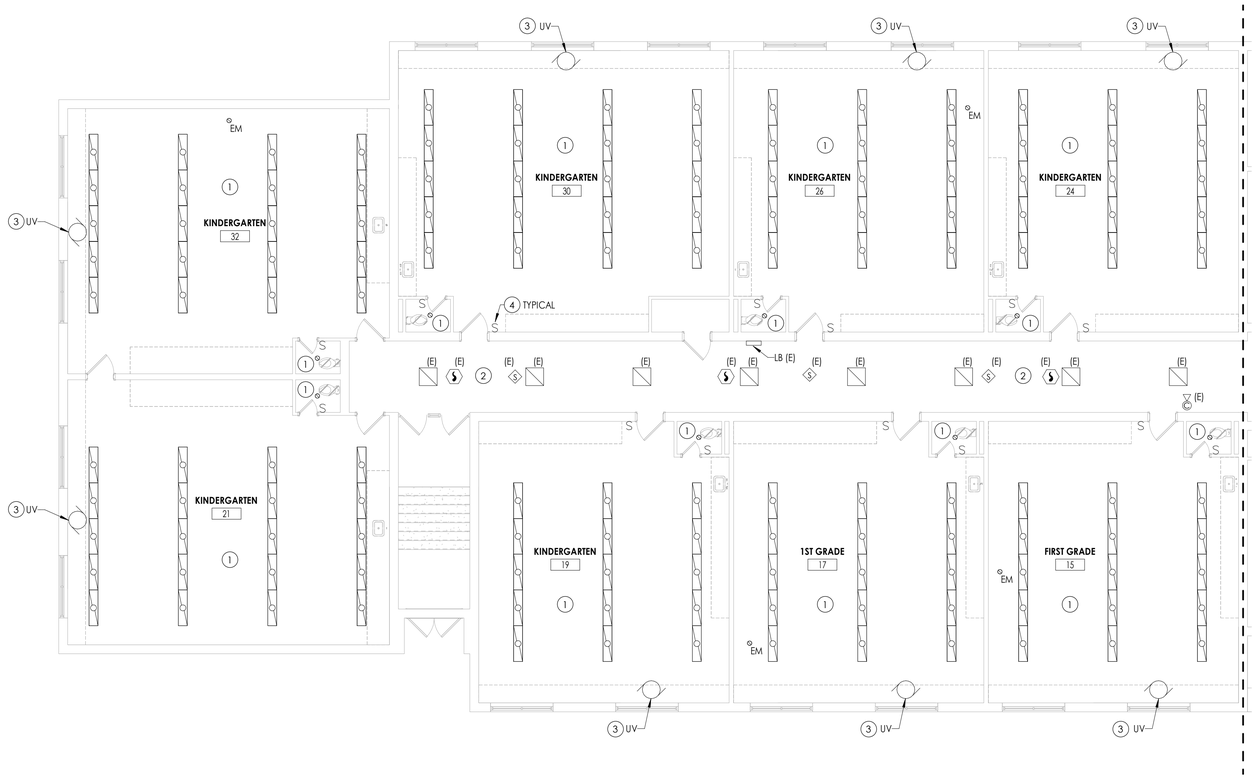

1 / E100 **FIRST FLOOR DEMOLITION PLAN - AREA A**

1/8" = 1'-0"

GENERAL NOTES

A. ALL ITEMS SHOWN ARE TO BE REMOVED UNLESS LABELED AS (E) EXISTING. REMOVAL OF DEVICE INCLUDES ITS ASSOCIATED CABLING/BRANCH CIRCUIT WIRING, AND RACEWAY.

B. ANY EXISTING DEVICE TO REMAIN, LABELED AS (E) SHALL REMAIN IN PLACE AS WELL AS ITS' ASSOCIATED CIRCUITING AND CONDUIT, UNLESS OTHERWISE NOTED.

C. THE CONTRACTOR SHALL REMOVE THE EXISTING ELECTRIC IN AREAS OF NEW RENOVATIONS TO ACCOMMODATE NEW CONSTRUCTION. REROUTING OF EXISTING MAY BE REQUIRED AT NEW OPENINGS IN EXISTING CONSTRUCTION OR INTERFERENCE WITH OTHER NEW WORK AS NOTED IN THE FOLLOWING NOTES.

D. DRAWINGS INDICATE SPECIFIC ITEMS TO BE REMOVED AND/OR RELOCATED IN ORDER TO INDICATE GENERAL SCOPE. ADDITIONAL ITEMS NOT INDICATED, BUT NECESSARY FOR PROJECT RENOVATIONS, SHALL BE REMOVED, RELOCATED AND/OR REROUTED. THE CONTRACTOR SHALL ASSUME WITHIN THE BASE BID A NOMINAL AMOUNT OF BRANCH CIRCUITS, FIXTURES, DEVICES, AND SYSTEMS WIRING WITHIN WALLS OR OPENINGS BEING REMOVED OR RELOCATED AS REQUIRED TO ACCOMMODATE THE NEW CONSTRUCTION.

E. WHERE DEVICES, FIXTURES, ETC. ARE INDICATED TO BE REMOVED, THEY AND THEIR RELATED WIRING/CONDUIT SHALL BE REMOVED BACK TO THE SOURCE PANELBOARD UNLESS OTHERWISE NOTED. ON CIRCUITS WHERE OTHER DEVICES, FIXTURES, ETC. ARE FOUND THAT MUST REMAIN, MAINTAIN CIRCUIT CONTINUITY BY PROVIDING ADDITIONAL WIRING, TO FEED THROUGH TO THESE REMAINING ITEMS. RELOCATE ANY CIRCUITS THAT REMAIN, TO AVOID CONFLICT WITH NEW CONSTRUCTION AS REQUIRED. PROPERLY TERMINATE ALL WIRING.

F. COORDINATE DEMOLITION OF EQUIPMENT, DEVICES, ETC. WITH OTHER DISCIPLINES AS APPLICABLE. REFER TO ARCHITECTURAL DEMOLITION DRAWINGS AND NOTES FOR COORDINATION.

G. DRAWINGS ARE GRAPHICAL REPRESENTATIONS OF APPROXIMATE EQUIPMENT AND DEVICE LOCATIONS. CONTRACTOR SHALL VISIT THE SITE TO DETERMINE THE EXACT EXTENT OF ELECTRICAL WORK REQUIRED TO COMPLETE THE PROJECT. EXISTING CONDITIONS ARE TAKEN FROM FIELD OBSERVATION AND EXISTING BUILDING DOCUMENTS. OTHER ELECTRICAL ITEMS MAY EXIST FOR WHICH THE CONTRACTOR IS RESPONSIBLE.

H. CONTRACTOR SHALL PROPERLY DISPOSE OF ALL ITEMS, EQUIPMENT, PANELS, LIGHT FIXTURES, ETC., BEING REMOVED AS PART OF THIS PROJECT. THE OWNER SHALL HAVE THE RIGHT OF RETAINING ANY ITEMS BEING REMOVED.

I. CONTRACTOR SHALL PROVIDE NEW COVERPLATES ON ALL BOXES OF UNUSED AND/OR REMOVED FLUSH MOUNT DEVICES UPON COMPLETION OF PROJECT.

J. FIREPROOFING AND/OR FIRE STOP MATERIALS REMOVED FROM FIRE RATED WALLS AND CEILINGS AS A RESULT OF DEMOLITION SHALL BE RE-INSTALLED USING AN APPROVED METHOD AS DESCRIBED IN ASSOCIATED PROJECT SPECIFICATIONS.

KEY NOTES

1. DISCONNECT AND REMOVING EXISTING LIGHT FIXTURES. PULL ALL CIRCUITRY BACK TO AN AREA OUTSIDE OF DEMOLITION AND TAG FOR RE-USE.
2. DISCONNECT AND REMOVE EXISTING LIGHT FIXTURES AND ALL CEILING MOUNTED DEVICES AS NECESSARY TO ACCOMMODATE ANY CEILING REMOVALS. PULL ALL CIRCUITRY BACK TO AN AREA OUTSIDE OF DEMOLITION AND TAG FOR RE-USE.
3. DISCONNECT AND REMOVE CONDUIT AND WIRING BACK TO SOURCE PANEL.
4. DISCONNECT AND REMOVE SWITCHES AND ALL SWITCH WIRING, BACKBOX AND CONDUIT TO REMAIN FOR NEW LOW-VOLTAGE SWITCHING.

KEY PLAN:

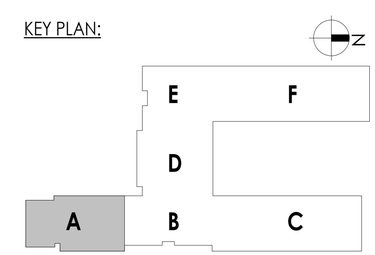

CPL | Architecture Engineering Planning
50 Front Street Suite 202,
Newburgh, NY 12550
CPLteam.com

SOUTH ORANGETOWN Central School District

Capital Improvements Bond

Essential Infrastructure for Student Health, Safety and Success

PROJECT INFORMATION

Project Number
14457.20

Client Name
SOUTH ORANGETOWN CENTRAL SCHOOL DISTRICT

Project Name
PHASE 1: 2022 BOND

District Office Address
160 VAN WYCK RD, BLAUVELT, NY 10913

SOUTH ORANGETOWN CSD

- ■ WILLIAM O. SCHAEFER SED# 50-03-01-06-0-012-019
- ☐ COTTAGE LANE ELEMENTARY SED#:50-03-01-06-0-010-022
- ☐ TAPPAN ZEE HIGH SCHOOL SED#:50-03-01-06-0-006-032
- ☐ WILLIAM O. SCHAEFER S&L SED#: 50-03-01-06-0-012-020
- ☐ COTTAGE LANE S&L SED#: 50-03-01-06-0-010-023
- ☐ COTTAGE LANE LIBRARY S&L SED#: 50-03-01-06-8-023-002
- ☐ WOS OUTDOOR CLASSROOM SED#: 50-03-01-06-7-053-001
- ☐ SOMS OUTDOOR CLASSROOM SED#: 50-03-01-06-7-056-001
- ☐ CLE OUTDOOR CLASSROOM SED#: 50-03-01-06-7-054-001
- ☐ TDHS OUTDOOR CLASSROOM SED#: 50-03-01-06-7-055-001

PROJECT ISSUE & REVISION SCHEDULE

No.	Date	Description

PROFESSIONAL STAMPS

NEW YORK STATE EDUCATION STATEMENT

IT IS A VIOLATION OF THE NEW YORK STATE EDUCATION LAW AND THE COMMISSIONER'S REGULATIONS FOR ANY PERSON, UNLESS ACTING UNDER THE DIRECTION OF A LICENSED ARCHITECT, ENGINEER OR LAND SURVEYOR, TO ALTER AN ITEM IN ANY WAY. IF AN ITEM BEARING THE SEAL OF AN ARCHITECT, ENGINEER OR SURVEYOR IS ALTERED, THE ALTERING PARTY SHALL AFFIX TO THE ITEM THEIR SEAL AND THE NOTATION "ALTERED BY" FOLLOWED BY THEIR SIGNATURE AND THE DATE OF SUCH ALTERATION, AND A SPECIFIC DESCRIPTION OF THE ALTERATION.

SHEET INFORMATION

Issued	Scale
10/18/2023	AS NOTED

Project Status
BID DOCUMENTS

Drawn By	Checked By
MAY	JBT

Drawing Title
FIRST FLOOR DEMOLITION PLAN - AREA A

Drawing Number
WOS
E100

10/18/2023 9:46:51 AM <project location> REVIT PROJECT FILES ON BIM360

1 E101 **FIRST FLOOR DEMOLITION PLAN - AREA B**

1/8" = 1'-0"

GENERAL NOTES

A. ALL ITEMS SHOWN ARE TO BE REMOVED UNLESS LABELED AS (E) EXISTING. REMOVAL OF DEVICE INCLUDES ITS ASSOCIATED CABLING/BRANCH CIRCUIT WIRING, AND RACEWAY.

B. ANY EXISTING DEVICE TO REMAIN, LABELED AS (E) SHALL REMAIN IN PLACE AS WELL AS ITS' ASSOCIATED CIRCUITING AND CONDUIT, UNLESS OTHERWISE NOTED.

C. THE CONTRACTOR SHALL REMOVE THE EXISTING ELECTRIC IN AREAS OF NEW RENOVATIONS TO ACCOMMODATE NEW CONSTRUCTION. REROUTING OF EXISTING MAY BE REQUIRED AT NEW OPENINGS IN EXISTING CONSTRUCTION OR INTERFERENCE WITH OTHER NEW WORK AS NOTED IN THE FOLLOWING NOTES.

D. DRAWINGS INDICATE SPECIFIC ITEMS TO BE REMOVED AND/OR RELOCATED IN ORDER TO INDICATE GENERAL SCOPE. ADDITIONAL ITEMS NOT INDICATED, BUT NECESSARY FOR PROJECT RENOVATIONS, SHALL BE REMOVED, RELOCATED AND/OR REROUTED. THE CONTRACTOR SHALL ASSUME WITHIN THE BASE BID A NOMINAL AMOUNT OF BRANCH CIRCUITS, FIXTURES, DEVICES, AND SYSTEMS WIRING WITHIN WALLS OR OPENINGS BEING REMOVED OR RELOCATED AS REQUIRED TO ACCOMMODATE THE NEW CONSTRUCTION.

E. WHERE DEVICES, FIXTURES, ETC. ARE INDICATED TO BE REMOVED, THEY AND THEIR RELATED WIRING/CONDUIT SHALL BE REMOVED BACK TO THE SOURCE PANELBOARD UNLESS OTHERWISE NOTED. ON CIRCUITS WHERE OTHER DEVICES, FIXTURES, ETC. ARE FOUND THAT MUST REMAIN, MAINTAIN CIRCUIT CONTINUITY BY PROVIDING ADDITIONAL WIRING, TO FEED THROUGH TO THESE REMAINING ITEMS. RELOCATE ANY CIRCUITS THAT REMAIN, TO AVOID CONFLICT WITH NEW CONSTRUCTION AS REQUIRED. PROPERLY TERMINATE ALL WIRING.

F. COORDINATE DEMOLITION OF EQUIPMENT, DEVICES, ETC. WITH OTHER DISCIPLINES AS APPLICABLE. REFER TO ARCHITECTURAL DEMOLITION DRAWINGS AND NOTES FOR COORDINATION.

G. DRAWINGS ARE GRAPHICAL REPRESENTATIONS OF APPROXIMATE EQUIPMENT AND DEVICE LOCATIONS. CONTRACTOR SHALL VISIT THE SITE TO DETERMINE THE EXACT EXTENT OF ELECTRICAL WORK REQUIRED TO COMPLETE THE PROJECT. EXISTING CONDITIONS ARE TAKEN FROM FIELD OBSERVATION AND EXISTING BUILDING DOCUMENTS. OTHER ELECTRICAL ITEMS MAY EXIST FOR WHICH THE CONTRACTOR IS RESPONSIBLE.

H. CONTRACTOR SHALL PROPERLY DISPOSE OF ALL ITEMS, EQUIPMENT, PANELS, LIGHT FIXTURES, ETC. BEING REMOVED AS PART OF THIS PROJECT. THE OWNER SHALL HAVE THE RIGHT OF RETAINING ANY ITEMS BEING REMOVED.

I. CONTRACTOR SHALL PROVIDE NEW COVERPLATES ON ALL BOXES OF UNUSED AND/OR REMOVED FLUSH MOUNT DEVICES UPON COMPLETION OF PROJECT.

J. FIREPROOFING AND/OR FIRE STOP MATERIALS REMOVED FROM FIRE RATED WALLS AND CEILINGS AS A RESULT OF DEMOLITION SHALL BE RE-INSTALLED USING AN APPROVED METHOD AS DESCRIBED IN ASSOCIATED PROJECT SPECIFICATIONS.

KEY NOTES

1. DISCONNECT AND REMOVING EXISTING LIGHT FIXTURES. PULL ALL CIRCUITRY BACK TO AN AREA OUTSIDE OF DEMOLITION AND TAG FOR RE-USE.
2. DISCONNECT AND REMOVE EXISTING LIGHT FIXTURES AND ALL CEILING MOUNTED DEVICES AS NECESSARY TO ACCOMMODATE ANY CEILING REMOVALS. PULL ALL CIRCUITRY BACK TO AN AREA OUTSIDE OF DEMOLITION AND TAG FOR RE-USE.
3. DISCONNECT AND REMOVE CONDUIT AND WIRING BACK TO SOURCE PANEL.
4. DISCONNECT AND REMOVE SWITCHES AND ALL SWITCH WIRING. BACKBOX AND CONDUIT TO REMAIN FOR NEW LOW-VOLTAGE SWITCHING.
5. DISCONNECT AND REMOVE EXISTING CLOCK AND SPEAKERS AND STORE FOR RE-USE. PULL WIRING BACK AND TAG FOR RE-USE.

KEY PLAN:

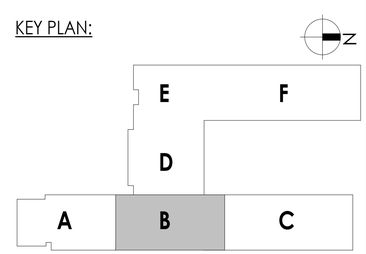

CPL | Architecture Engineering Planning
50 Front Street Suite 202,
Newburgh, NY 12550
CPLteam.com

SOUTH ORANGETOWN Central School District

Capital Improvements Bond

Essential Infrastructure for Student Health, Safety and Success

PROJECT INFORMATION

Project Number
14457.20

Client Name
SOUTH ORANGETOWN CENTRAL SCHOOL DISTRICT

Project Name
PHASE 1: 2022 BOND

District Office Address
160 VAN WYCK RD, BLAUVELT, NY 10913

SOUTH ORANGETOWN CSD

- [x] WILLIAM O. SCHAEFER SED#:50-03-01-06-0-012-019
- [ ] COTTAGE LANE ELEMENTARY SED#:50-03-01-06-0-010-022
- [ ] TAPPAN ZEE HIGH SCHOOL SED#:50-03-01-06-0-006-032
- [ ] WILLIAM O. SCHAEFER S&L SED#: 50-03-01-06-0-012-020
- [ ] COTTAGE LANE S&L SED#: 50-03-01-06-0-010-023
- [ ] COTTAGE LANE LIBRARY S&L SED#: 50-03-01-06-8-035-002
- [ ] WOS OUTDOOR CLASSROOM SED#: 50-03-01-06-7-053-001
- [ ] SOMS OUTDOOR CLASSROOM SED#: 50-03-01-06-7-056-001
- [ ] CLE OUTDOOR CLASSROOM SED#: 50-03-01-06-7-054-001
- [ ] TDHS OUTDOOR CLASSROOM SED#: 50-03-01-06-7-055-001

PROJECT ISSUE & REVISION SCHEDULE

No.	Date	Description

PROFESSIONAL STAMPS

NEW YORK STATE EDUCATION STATEMENT

IT IS A VIOLATION OF THE NEW YORK STATE EDUCATION LAW AND THE COMMISSIONER'S REGULATION FOR ANY PERSON, UNLESS ACTING UNDER THE DIRECTION OF A LICENSED ARCHITECT, ENGINEER OR LAND SURVEYOR, TO ALTER AN ITEM IN ANY WAY. IF AN ITEM BEARING THE SEAL OF AN ARCHITECT, ENGINEER OR SURVEYOR IS ALTERED, THE ALTERING PARTY SHALL AFFIX TO THE ITEM THEIR SEAL AND THE NOTATION "ALTERED BY" FOLLOWED BY THEIR SIGNATURE AND THE DATE OF SUCH ALTERATION, AND A SPECIFIC DESCRIPTION OF THE ALTERATION.

SHEET INFORMATION

Issued	Scale
10/18/2023	1/8" = 1'-0"

Project Status
BID DOCUMENTS

Drawn By	Checked By
MAY	JBT

Drawing Title
FIRST FLOOR DEMOLITION PLAN - AREA B

Drawing Number
WOS
E101

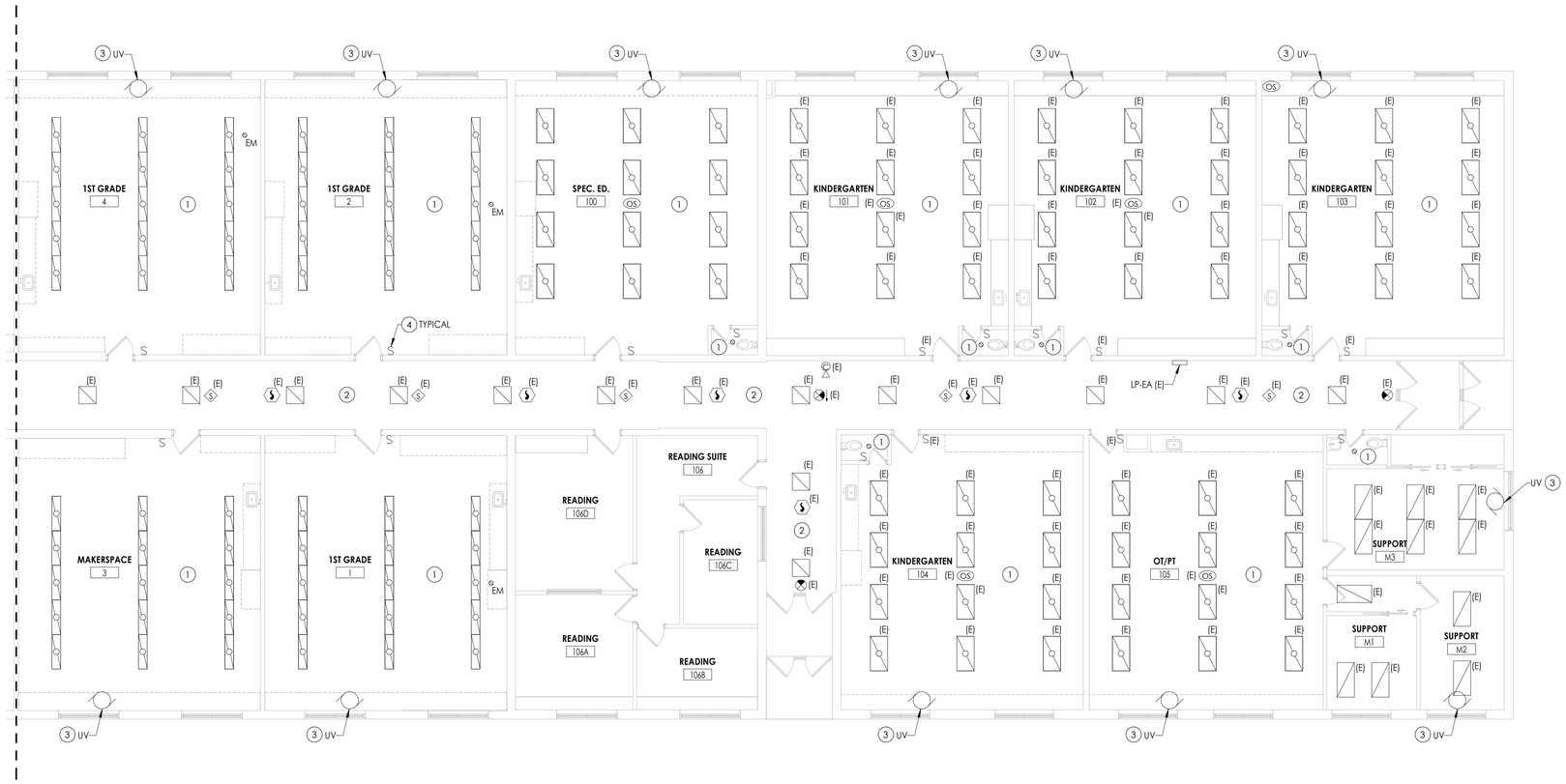

1 / E102 **FIRST FLOOR DEMOLITION PLAN - AREA C**

1/8" = 1'-0"

GENERAL NOTES

A. ALL ITEMS SHOWN ARE TO BE REMOVED UNLESS LABELED AS (E) EXISTING. REMOVAL OF DEVICE INCLUDES ITS ASSOCIATED CABLING/BRANCH CIRCUIT WIRING, AND RACEWAY.

B. ANY EXISTING DEVICE TO REMAIN, LABELED AS (E) SHALL REMAIN IN PLACE AS WELL AS ITS' ASSOCIATED CIRCUITING AND CONDUIT, UNLESS OTHERWISE NOTED.

C. THE CONTRACTOR SHALL REMOVE THE EXISTING ELECTRIC IN AREAS OF NEW RENOVATIONS TO ACCOMMODATE NEW CONSTRUCTION. REROUTING OF EXISTING MAY BE REQUIRED AT NEW OPENINGS IN EXISTING CONSTRUCTION OR INTERFERENCE WITH OTHER NEW WORK AS NOTED IN THE FOLLOWING NOTES.

D. DRAWINGS INDICATE SPECIFIC ITEMS TO BE REMOVED AND/OR RELOCATED IN ORDER TO INDICATE GENERAL SCOPE. ADDITIONAL ITEMS NOT INDICATED, BUT NECESSARY FOR PROJECT RENOVATIONS, SHALL BE REMOVED, RELOCATED AND/OR REROUTED. THE CONTRACTOR SHALL ASSUME WITHIN THE BASE BID A NOMINAL AMOUNT OF BRANCH CIRCUITS, FIXTURES, DEVICES, AND SYSTEMS WIRING WITHIN WALLS OR OPENINGS BEING REMOVED OR RELOCATED AS REQUIRED TO ACCOMMODATE THE NEW CONSTRUCTION.

E. WHERE DEVICES, FIXTURES, ETC. ARE INDICATED TO BE REMOVED, THEY AND THEIR RELATED WIRING/CONDUIT SHALL BE REMOVED BACK TO THE SOURCE PANELBOARD UNLESS OTHERWISE NOTED. ON CIRCUITS WHERE OTHER DEVICES, FIXTURES, ETC. ARE FOUND THAT MUST REMAIN, MAINTAIN CIRCUIT CONTINUITY BY PROVIDING ADDITIONAL WIRING, TO FEED THROUGH TO THESE REMAINING ITEMS. RELOCATE ANY CIRCUITS THAT REMAIN, TO AVOID CONFLICT WITH NEW CONSTRUCTION AS REQUIRED. PROPERLY TERMINATE ALL WIRING.

F. COORDINATE DEMOLITION OF EQUIPMENT, DEVICES, ETC. WITH OTHER DISCIPLINES AS APPLICABLE. REFER TO ARCHITECTURAL DEMOLITION DRAWINGS AND NOTES FOR COORDINATION.

G. DRAWINGS ARE GRAPHICAL REPRESENTATIONS OF APPROXIMATE EQUIPMENT AND DEVICE LOCATIONS. CONTRACTOR SHALL VISIT THE SITE TO DETERMINE THE EXACT EXTENT OF ELECTRICAL WORK REQUIRED TO COMPLETE THE PROJECT. EXISTING CONDITIONS ARE TAKEN FROM FIELD OBSERVATION AND EXISTING BUILDING DOCUMENTS. OTHER ELECTRICAL ITEMS MAY EXIST FOR WHICH THE CONTRACTOR IS RESPONSIBLE.

H. CONTRACTOR SHALL PROPERLY DISPOSE OF ALL ITEMS, EQUIPMENT, PANELS, LIGHT FIXTURES, ETC. BEING REMOVED AS PART OF THIS PROJECT. THE OWNER SHALL HAVE THE RIGHT OF RETAINING ANY ITEMS BEING REMOVED.

I. CONTRACTOR SHALL PROVIDE NEW COVERPLATES ON ALL BOXES OF UNUSED AND/OR REMOVED FLUSH MOUNT DEVICES UPON COMPLETION OF PROJECT.

J. FIREPROOFING AND/OR FIRE STOP MATERIALS REMOVED FROM FIRE RATED WALLS AND CEILINGS AS A RESULT OF DEMOLITION SHALL BE RE-INSTALLED USING AN APPROVED METHOD AS DESCRIBED IN ASSOCIATED PROJECT SPECIFICATIONS.

KEY NOTES

1. DISCONNECT AND REMOVING EXISTING LIGHT FIXTURES. PULL ALL CIRCUITRY BACK TO AN AREA OUTSIDE OF DEMOLITION AND TAG FOR RE-USE.
2. DISCONNECT AND REMOVE EXISTING LIGHT FIXTURES AND ALL CEILING MOUNTED DEVICES AS NECESSARY TO ACCOMMODATE ANY CEILING REMOVALS. PULL ALL CIRCUITRY BACK TO AN AREA OUTSIDE OF DEMOLITION AND TAG FOR RE-USE.
3. DISCONNECT AND REMOVE CONDUIT AND WIRING BACK TO SOURCE PANEL.
4. DISCONNECT AND REMOVE SWITCHES AND ALL SWITCH WIRING. BACKBOX AND CONDUIT TO REMAIN FOR NEW LOW-VOLTAGE SWITCHING.

KEY PLAN:

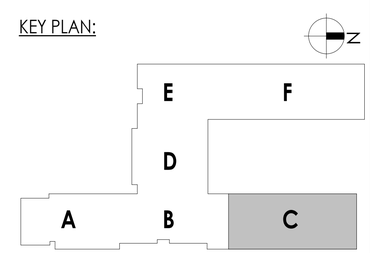

CPL | Architecture Engineering Planning
50 Front Street Suite 202,
Newburgh, NY 12550
CPLteam.com

SOUTH ORANGETOWN Central School District
Capital Improvements Bond
Essential Infrastructure for Student Health, Safety and Success

PROJECT INFORMATION

Project Number
14457.20

Client Name
SOUTH ORANGETOWN CENTRAL SCHOOL DISTRICT

Project Name
PHASE 1: 2022 BOND

District Office Address
160 VAN WYCK RD, BLAUVELT, NY 10913

SOUTH ORANGETOWN CSD
- ■ WILLIAM O. SCHAEFER SED# 50-03-01-06-0-012-019
- ☐ COTTAGE LANE ELEMENTARY SED#:50-03-01-06-0-010-022
- ☐ TAPPAN ZEE HIGH SCHOOL SED#:50-03-01-06-0-006-032
- ☐ WILLIAM O. SCHAEFER S&L SED#: 50-03-01-06-0-012-020
- ☐ COTTAGE LANE S&L SED#: 50-03-01-06-0-010-023
- ☐ COTTAGE LANE LIBRARY S&L SED#: 50-03-01-06-8-023-002
- ☐ WOS OUTDOOR CLASSROOM SED#: 50-03-01-06-7-053-001
- ☐ SOMS OUTDOOR CLASSROOM SED#: 50-03-01-06-7-056-001
- ☐ CLE OUTDOOR CLASSROOM SED#: 50-03-01-06-7-054-001
- ☐ TDHS OUTDOOR CLASSROOM SED#: 50-03-01-06-7-055-001

PROJECT ISSUE & REVISION SCHEDULE

No.	Date	Description

PROFESSIONAL STAMPS

NEW YORK STATE EDUCATION STATEMENT

IT IS A VIOLATION OF THE NEW YORK STATE EDUCATION LAW AND THE COMMISSIONER'S REGULATIONS FOR ANY PERSON, UNLESS ACTING UNDER THE DIRECTION OF A LICENSED ARCHITECT, ENGINEER OR LAND SURVEYOR, TO ALTER AN ITEM IN ANY WAY. IF AN ITEM BEARING THE SEAL OF AN ARCHITECT, ENGINEER OR SURVEYOR IS ALTERED THE ALTERING ARCHITECT, ENGINEER OR SURVEYOR SHALL AFFIX TO THE ITEM THE ADDITION TO HIS SEAL WITH THEIR SIGNATURE AND THE DATE OF SUCH ALTERATION, AND A SPECIFIC DESCRIPTION OF THE ALTERATION.

SHEET INFORMATION

Issued	Scale
10/18/2023	AS NOTED

Project Status
BID DOCUMENTS

Drawn By	Checked By
Author	Checker

Drawing Title
FIRST FLOOR DEMOLITION PLAN - AREA C

Drawing Number
WOS
E102

10/18/2023 9:46:55 AM <project location> REVIT PROJECT FILES ON BIM360

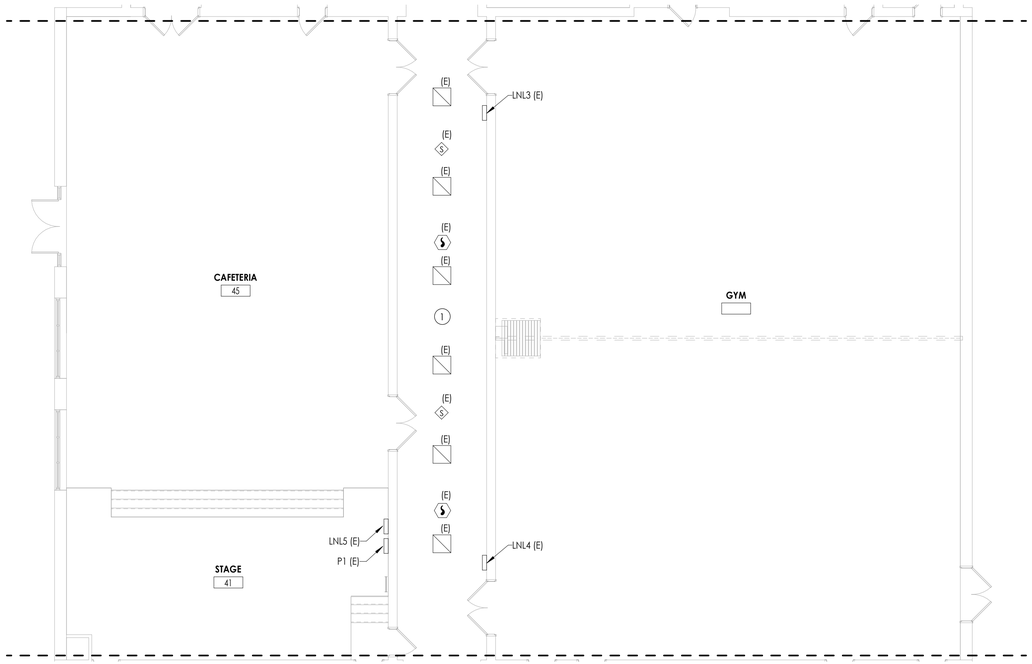

1 / E103 **FIRST FLOOR DEMOLITION PLAN - AREA D**

1/8" = 1'-0"

GENERAL NOTES

A. ALL ITEMS SHOWN ARE TO BE REMOVED UNLESS LABELED AS (E) EXISTING. REMOVAL OF DEVICE INCLUDES ITS ASSOCIATED CABLING/BRANCH CIRCUIT WIRING, AND RACEWAY.

B. ANY EXISTING DEVICE TO REMAIN, LABELED AS (E) SHALL REMAIN IN PLACE AS WELL AS ITS' ASSOCIATED CIRCUITING AND CONDUIT, UNLESS OTHERWISE NOTED.

C. THE CONTRACTOR SHALL REMOVE THE EXISTING ELECTRIC IN AREAS OF NEW RENOVATIONS TO ACCOMMODATE NEW CONSTRUCTION. REROUTING OF EXISTING MAY BE REQUIRED AT NEW OPENINGS IN EXISTING CONSTRUCTION OR INTERFERENCE WITH OTHER NEW WORK AS NOTED IN THE FOLLOWING NOTES.

D. DRAWINGS INDICATE SPECIFIC ITEMS TO BE REMOVED AND/OR RELOCATED IN ORDER TO INDICATE GENERAL SCOPE. ADDITIONAL ITEMS NOT INDICATED, BUT NECESSARY FOR PROJECT RENOVATIONS, SHALL BE REMOVED, RELOCATED AND/OR REROUTED. THE CONTRACTOR SHALL ASSUME WITHIN THE BASE BID A NOMINAL AMOUNT OF BRANCH CIRCUITS, FIXTURES, DEVICES, AND SYSTEMS WIRING WITHIN WALLS OR OPENINGS BEING REMOVED OR RELOCATED AS REQUIRED TO ACCOMMODATE THE NEW CONSTRUCTION.

E. WHERE DEVICES, FIXTURES, ETC. ARE INDICATED TO BE REMOVED, THEY AND THEIR RELATED WIRING/CONDUIT SHALL BE REMOVED BACK TO THE SOURCE PANELBOARD UNLESS OTHERWISE NOTED. ON CIRCUITS WHERE OTHER DEVICES, FIXTURES, ETC. ARE FOUND THAT MUST REMAIN, MAINTAIN CIRCUIT CONTINUITY BY PROVIDING ADDITIONAL WIRING, TO FEED THROUGH TO THESE REMAINING ITEMS. RELOCATE ANY CIRCUITS THAT REMAIN, TO AVOID CONFLICT WITH NEW CONSTRUCTION AS REQUIRED. PROPERLY TERMINATE ALL WIRING.

F. COORDINATE DEMOLITION OF EQUIPMENT, DEVICES, ETC. WITH OTHER DISCIPLINES AS APPLICABLE. REFER TO ARCHITECTURAL DEMOLITION DRAWINGS AND NOTES FOR COORDINATION.

G. DRAWINGS ARE GRAPHICAL REPRESENTATIONS OF APPROXIMATE EQUIPMENT AND DEVICE LOCATIONS. CONTRACTOR SHALL VISIT THE SITE TO DETERMINE THE EXACT EXTENT OF ELECTRICAL WORK REQUIRED TO COMPLETE THE PROJECT. EXISTING CONDITIONS ARE TAKEN FROM FIELD OBSERVATION AND EXISTING BUILDING DOCUMENTS. OTHER ELECTRICAL ITEMS MAY EXIST FOR WHICH THE CONTRACTOR IS RESPONSIBLE.

H. CONTRACTOR SHALL PROPERLY DISPOSE OF ALL ITEMS, EQUIPMENT, PANELS, LIGHT FIXTURES, ETC. BEING REMOVED AS PART OF THIS PROJECT. THE OWNER SHALL HAVE THE RIGHT OF RETAINING ANY ITEMS BEING REMOVED.

I. CONTRACTOR SHALL PROVIDE NEW COVERPLATES ON ALL BOXES OF UNUSED AND/OR REMOVED FLUSH MOUNT DEVICES UPON COMPLETION OF PROJECT.

J. FIREPROOFING AND/OR FIRE STOP MATERIALS REMOVED FROM FIRE RATED WALLS AND CEILINGS AS A RESULT OF DEMOLITION SHALL BE RE-INSTALLED USING AN APPROVED METHOD AS DESCRIBED IN ASSOCIATED PROJECT SPECIFICATIONS.

KEY NOTES

1 DISCONNECT AND REMOVE EXISTING LIGHT FIXTURES AND ALL CEILING MOUNTED DEVICES AS NECESSARY TO ACCOMMODATE ANY CEILING REMOVALS. PULL ALL CIRCUITRY BACK TO AN AREA OUTSIDE OF DEMOLITION AND TAG FOR RE-USE.

KEY PLAN:

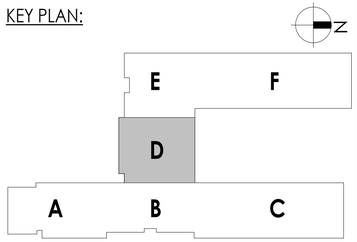

CPL | Architecture Engineering Planning
50 Front Street Suite 202,
Newburgh, NY 12550
CPLteam.com

SOUTH ORANGETOWN Central School District
Capital Improvements Bond
Essential Infrastructure for Student Health, Safety and Success

PROJECT INFORMATION

Project Number
14457.20

Client Name
SOUTH ORANGETOWN CENTRAL SCHOOL DISTRICT

Project Name
PHASE 1: 2022 BOND

District Office Address
160 VAN WYCK RD, BLAUVELT, NY 10913

SOUTH ORANGETOWN CSD
- ■ WILLIAM O. SCHAEFER SED# 50-03-01-06-0-012-019
- ☐ COTTAGE LANE ELEMENTARY SED#:50-03-01-06-0-010-022
- ☐ TAPPAN ZEE HIGH SCHOOL SED#:50-03-01-06-0-006-032
- ☐ WILLIAM O. SCHAEFER S&L SED#: 50-03-01-06-0-012-020
- ☐ COTTAGE LANE S&L SED#: 50-03-01-06-0-010-023
- ☐ COTTAGE LANE LIBRARY S&L SED#: 50-03-01-06-8-023-002
- ☐ WOS OUTDOOR CLASSROOM SED#: 50-03-01-06-7-053-001
- ☐ SOMS OUTDOOR CLASSROOM SED#: 50-03-01-06-7-056-001
- ☐ CLE OUTDOOR CLASSROOM SED#: 50-03-01-06-7-054-001
- ☐ TZHS OUTDOOR CLASSROOM SED#: 50-03-01-06-7-055-001

PROJECT ISSUE & REVISION SCHEDULE

No.	Date	Description

PROFESSIONAL STAMPS

NEW YORK STATE EDUCATION STATEMENT

IT IS A VIOLATION OF THE NEW YORK STATE EDUCATION LAW AND THE COMMISSIONER'S REGULATIONS FOR ANY PERSON, UNLESS ACTING UNDER DIRECTION OF A LICENSED ARCHITECT, ENGINEER OR LAND SURVEYOR, TO ALTER AN ITEM IN ANY WAY. IF AN ITEM BEARING THE SEAL OF AN ARCHITECT, ENGINEER OR SURVEYOR IS ALTERED, THE ALTERING PARTY SHALL AFFIX TO THE ITEM THEIR SEAL AND THE NOTATION "ALTERED BY" FOLLOWED BY THEIR SIGNATURE AND THE DATE OF SUCH ALTERATION, AND A SPECIFIC DESCRIPTION OF THE ALTERATION.

SHEET INFORMATION

Issued	Scale
10/18/2023	AS NOTED

Project Status
BID DOCUMENTS

Drawn By	Checked By
MAY	JBT

Drawing Title
FIRST FLOOR DEMOLITION PLAN - AREA D

Drawing Number
WOS
E103

10/18/2023 9:46:56 AM <project location> REVIT PROJECT FILES ON BIM360

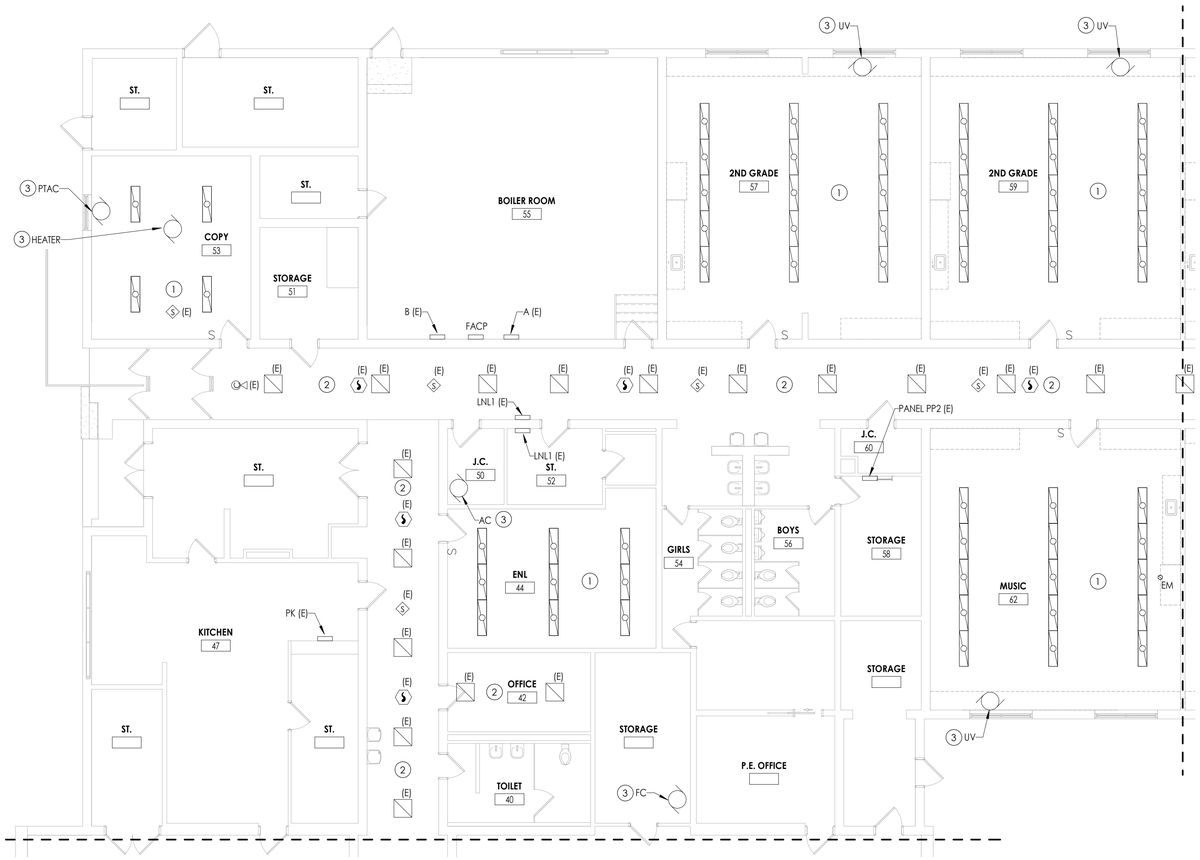

1 / E104 **FIRST FLOOR DEMOLITION PLAN - AREA E**

1/8" = 1'-0"

GENERAL NOTES

A. ALL ITEMS SHOWN ARE TO BE REMOVED UNLESS LABELED AS (E) EXISTING. REMOVAL OF DEVICE INCLUDES ITS ASSOCIATED CABLING/BRANCH CIRCUIT WIRING, AND RACEWAY.

B. ANY EXISTING DEVICE TO REMAIN, LABELED AS (E) SHALL REMAIN IN PLACE AS WELL AS ITS' ASSOCIATED CIRCUITING AND CONDUIT, UNLESS OTHERWISE NOTED.

C. THE CONTRACTOR SHALL REMOVE THE EXISTING ELECTRIC IN AREAS OF NEW RENOVATIONS TO ACCOMMODATE NEW CONSTRUCTION. REROUTING OF EXISTING MAY BE REQUIRED AT NEW OPENINGS IN EXISTING CONSTRUCTION OR INTERFERENCE WITH OTHER NEW WORK AS NOTED IN THE FOLLOWING NOTES.

D. DRAWINGS INDICATE SPECIFIC ITEMS TO BE REMOVED AND/OR RELOCATED IN ORDER TO INDICATE GENERAL SCOPE. ADDITIONAL ITEMS NOT INDICATED, BUT NECESSARY FOR PROJECT RENOVATIONS, SHALL BE REMOVED, RELOCATED AND/OR REROUTED. THE CONTRACTOR SHALL ASSUME WITHIN THE BASE BID A NOMINAL AMOUNT OF BRANCH CIRCUITS, FIXTURES, DEVICES, AND SYSTEMS WIRING WITHIN WALLS OR OPENINGS BEING REMOVED OR RELOCATED AS REQUIRED TO ACCOMMODATE THE NEW CONSTRUCTION.

E. WHERE DEVICES, FIXTURES, ETC. ARE INDICATED TO BE REMOVED, THEY AND THEIR RELATED WIRING/CONDUIT SHALL BE REMOVED BACK TO THE SOURCE PANELBOARD UNLESS OTHERWISE NOTED. ON CIRCUITS WHERE OTHER DEVICES, FIXTURES, ETC. ARE FOUND THAT MUST REMAIN, MAINTAIN CIRCUIT CONTINUITY BY PROVIDING ADDITIONAL WIRING, TO FEED THROUGH TO THESE REMAINING ITEMS. RELOCATE ANY CIRCUITS THAT REMAIN, TO AVOID CONFLICT WITH NEW CONSTRUCTION AS REQUIRED. PROPERLY TERMINATE ALL WIRING.

F. COORDINATE DEMOLITION OF EQUIPMENT, DEVICES, ETC. WITH OTHER DISCIPLINES AS APPLICABLE. REFER TO ARCHITECTURAL DEMOLITION DRAWINGS AND NOTES FOR COORDINATION.

G. DRAWINGS ARE GRAPHICAL REPRESENTATIONS OF APPROXIMATE EQUIPMENT AND DEVICE LOCATIONS. CONTRACTOR SHALL VISIT THE SITE TO DETERMINE THE EXACT EXTENT OF ELECTRICAL WORK REQUIRED TO COMPLETE THE PROJECT. EXISTING CONDITIONS ARE TAKEN FROM FIELD OBSERVATION AND EXISTING BUILDING DOCUMENTS. OTHER ELECTRICAL ITEMS MAY EXIST FOR WHICH THE CONTRACTOR IS RESPONSIBLE.

H. CONTRACTOR SHALL PROPERLY DISPOSE OF ALL ITEMS, EQUIPMENT, PANELS, LIGHT FIXTURES, ETC. BEING REMOVED AS PART OF THIS PROJECT. THE OWNER SHALL HAVE THE RIGHT OF RETAINING ANY ITEMS BEING REMOVED.

I. CONTRACTOR SHALL PROVIDE NEW COVERPLATES ON ALL BOXES OF UNUSED AND/OR REMOVED FLUSH MOUNT DEVICES UPON COMPLETION OF PROJECT.

J. FIREPROOFING AND/OR FIRE STOP MATERIALS REMOVED FROM FIRE RATED WALLS AND CEILINGS AS A RESULT OF DEMOLITION SHALL BE RE-INSTALLED USING AN APPROVED METHOD AS DESCRIBED IN ASSOCIATED PROJECT SPECIFICATIONS.

KEY NOTES

1. DISCONNECT AND REMOVING EXISTING LIGHT FIXTURES. PULL ALL CIRCUITRY BACK TO AN AREA OUTSIDE OF DEMOLITION AND TAG FOR RE-USE.
2. DISCONNECT AND REMOVE EXISTING LIGHT FIXTURES AND ALL CEILING MOUNTED DEVICES AS NECESSARY TO ACCOMMODATE ANY CEILING REMOVALS. PULL ALL CIRCUITRY BACK TO AN AREA OUTSIDE OF DEMOLITION AND TAG FOR RE-USE.
3. DISCONNECT AND REMOVE CONDUIT AND WIRING BACK TO SOURCE PANEL.

KEY PLAN:

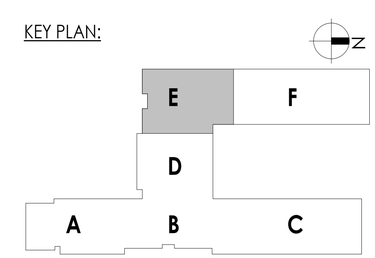

CPL | Architecture Engineering Planning
50 Front Street Suite 202,
Newburgh, NY 12550
CPLteam.com

SOUTH ORANGETOWN Central School District
Capital Improvements Bond
Essential Infrastructure for Student Health, Safety and Success

PROJECT INFORMATION

Project Number
1457.20

Client Name
SOUTH ORANGETOWN CENTRAL SCHOOL DISTRICT

Project Name
PHASE 1: 2022 BOND

District Office Address
160 VAN WYCK RD, BLAUVELT, NY 10913

SOUTH ORANGETOWN CSD
- ■ WILLIAM O. SCHAEFER SED# 50-03-01-06-0-012-019
- ☐ COTTAGE LANE ELEMENTARY SED#:50-03-01-06-0-010-022
- ☐ TAPPAN ZEE HIGH SCHOOL SED#:50-03-01-06-0-006-032
- ☐ WILLIAM O. SCHAEFER S&L SED#: 50-03-01-06-0-012-020
- ☐ COTTAGE LANE S&L SED#: 50-03-01-06-0-010-023
- ☐ COTTAGE LANE LIBRARY S&L SED#: 50-03-01-06-8-023-002
- ☐ WOS OUTDOOR CLASSROOM SED#: 50-03-01-06-7-053-001
- ☐ SOMS OUTDOOR CLASSROOM SED#: 50-03-01-06-7-056-001
- ☐ CLE OUTDOOR CLASSROOM SED#: 50-03-01-06-7-054-001
- ☐ TDHS OUTDOOR CLASSROOM SED#: 50-03-01-06-7-055-001

PROJECT ISSUE & REVISION SCHEDULE

No.	Date	Description

PROFESSIONAL STAMPS

NEW YORK STATE EDUCATION STATEMENT

IT IS A VIOLATION OF THE NEW YORK STATE EDUCATION LAW AND THE COMMISSIONER'S REGULATIONS FOR ANY PERSON, UNLESS ACTING UNDER THE DIRECTION OF A LICENSED ARCHITECT, ENGINEER OR LAND SURVEYOR, TO ALTER AN ITEM IN ANY WAY. IF AN ITEM BEARING THE SEAL OF AN ARCHITECT, ENGINEER OR LAND SURVEYOR IS ALTERED, THE THIRD PARTY SHALL AFFIX TO THE ITEM THEIR SEAL AND THE NOTATION "ALTERED BY" FOLLOWED BY THEIR SIGNATURE AND THE DATE OF SUCH ALTERATION, AND A SPECIFIC DESCRIPTION OF THE ALTERATION.

SHEET INFORMATION

Issued	Scale
10/18/2023	AS NOTED

Project Status
BID DOCUMENTS

Drawn By	Checked By
Author	Checker

Drawing Title
FIRST FLOOR DEMOLITION PLAN - AREA E

Drawing Number
WOS
E104

10/18/2023 9:46:57 AM <project location> REVIT PROJECT FILES ON BIM360

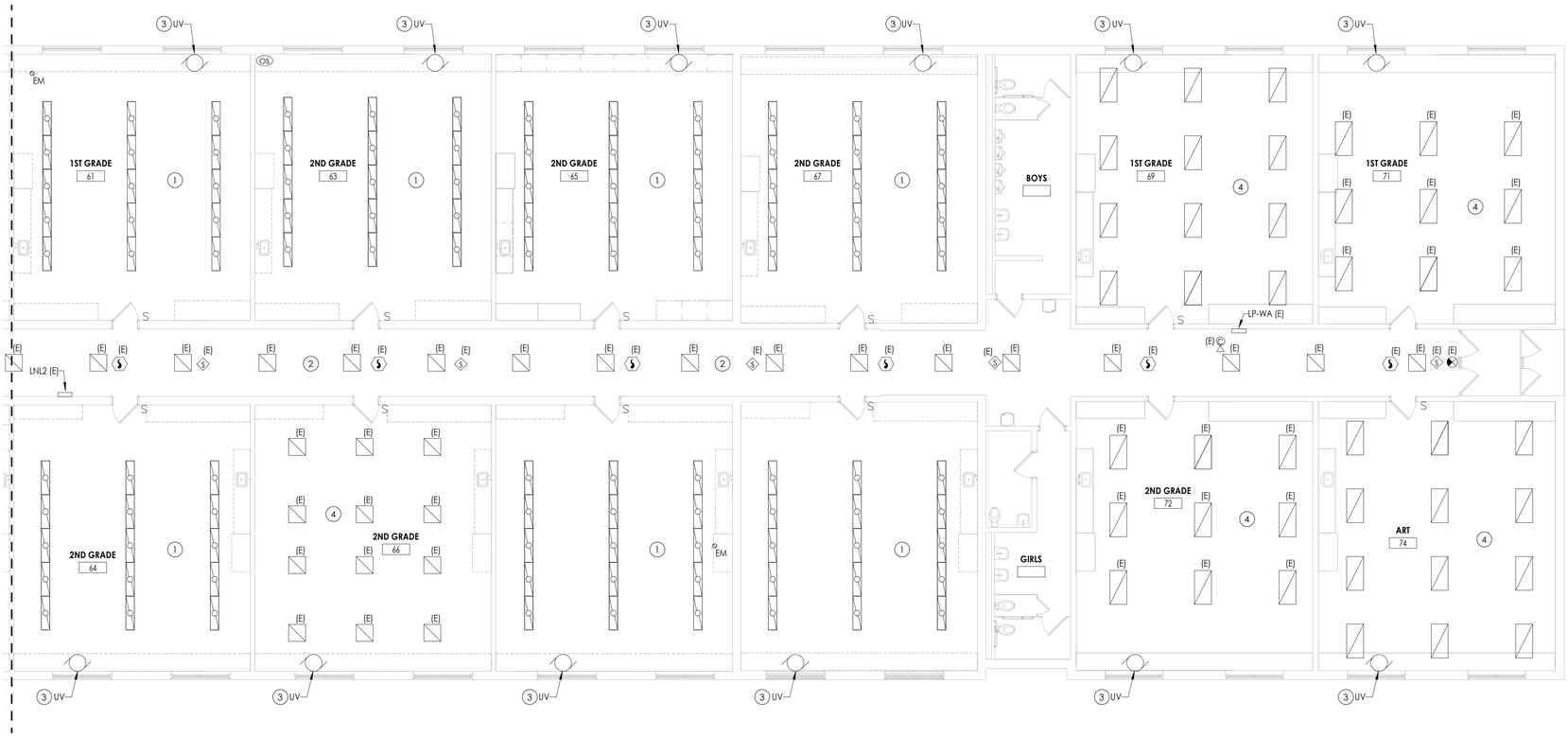

1 / E105 FIRST FLOOR DEMOLITION PLAN - AREA F

1/8" = 1'-0"

GENERAL NOTES

A. ALL ITEMS SHOWN ARE TO BE REMOVED UNLESS LABELED AS (E) EXISTING. REMOVAL OF DEVICE INCLUDES ITS ASSOCIATED CABLING/BRANCH CIRCUIT WIRING, AND RACEWAY.

B. ANY EXISTING DEVICE TO REMAIN, LABELED AS (E) SHALL REMAIN IN PLACE AS WELL AS ITS' ASSOCIATED CIRCUITING AND CONDUIT, UNLESS OTHERWISE NOTED.

C. THE CONTRACTOR SHALL REMOVE THE EXISTING ELECTRIC IN AREAS OF NEW RENOVATIONS TO ACCOMMODATE NEW CONSTRUCTION. REROUTING OF EXISTING MAY BE REQUIRED AT NEW OPENINGS IN EXISTING CONSTRUCTION OR INTERFERENCE WITH OTHER NEW WORK AS NOTED IN THE FOLLOWING NOTES.

D. DRAWINGS INDICATE SPECIFIC ITEMS TO BE REMOVED AND/OR RELOCATED IN ORDER TO INDICATE GENERAL SCOPE. ADDITIONAL ITEMS NOT INDICATED, BUT NECESSARY FOR PROJECT RENOVATIONS, SHALL BE REMOVED, RELOCATED AND/OR REROUTED. THE CONTRACTOR SHALL ASSUME WITHIN THE BASE BID A NOMINAL AMOUNT OF BRANCH CIRCUITS, FIXTURES, DEVICES, AND SYSTEMS WIRING WITHIN WALLS OR OPENINGS BEING REMOVED OR RELOCATED AS REQUIRED TO ACCOMMODATE THE NEW CONSTRUCTION.

E. WHERE DEVICES, FIXTURES, ETC. ARE INDICATED TO BE REMOVED, THEY AND THEIR RELATED WIRING/CONDUIT SHALL BE REMOVED BACK TO THE SOURCE PANELBOARD UNLESS OTHERWISE NOTED. ON CIRCUITS WHERE OTHER DEVICES, FIXTURES, ETC. ARE FOUND THAT MUST REMAIN, MAINTAIN CIRCUIT CONTINUITY BY PROVIDING ADDITIONAL WIRING, TO FEED THROUGH TO THESE REMAINING ITEMS. RELOCATE ANY CIRCUITS THAT REMAIN, TO AVOID CONFLICT WITH NEW CONSTRUCTION AS REQUIRED. PROPERLY TERMINATE ALL WIRING.

F. COORDINATE DEMOLITION OF EQUIPMENT, DEVICES, ETC. WITH OTHER DISCIPLINES AS APPLICABLE. REFER TO ARCHITECTURAL DEMOLITION DRAWINGS AND NOTES FOR COORDINATION.

G. DRAWINGS ARE GRAPHICAL REPRESENTATIONS OF APPROXIMATE EQUIPMENT AND DEVICE LOCATIONS. CONTRACTOR SHALL VISIT THE SITE TO DETERMINE THE EXACT EXTENT OF ELECTRICAL WORK REQUIRED TO COMPLETE THE PROJECT. EXISTING CONDITIONS ARE TAKEN FROM FIELD OBSERVATION AND EXISTING BUILDING DOCUMENTS. OTHER ELECTRICAL ITEMS MAY EXIST FOR WHICH THE CONTRACTOR IS RESPONSIBLE.

H. CONTRACTOR SHALL PROPERLY DISPOSE OF ALL ITEMS, EQUIPMENT, PANELS, LIGHT FIXTURES, ETC. BEING REMOVED AS PART OF THIS PROJECT. THE OWNER SHALL HAVE THE RIGHT OF RETAINING ANY ITEMS BEING REMOVED.

I. CONTRACTOR SHALL PROVIDE NEW COVERPLATES ON ALL BOXES OF UNUSED AND/OR REMOVED FLUSH MOUNT DEVICES UPON COMPLETION OF PROJECT.

J. FIREPROOFING AND/OR FIRE STOP MATERIALS REMOVED FROM FIRE RATED WALLS AND CEILINGS AS A RESULT OF DEMOLITION SHALL BE RE-INSTALLED USING AN APPROVED METHOD AS DESCRIBED IN ASSOCIATED PROJECT SPECIFICATIONS.

KEY NOTES

1. DISCONNECT AND REMOVING EXISTING LIGHT FIXTURES. PULL ALL CIRCUITRY BACK TO AN AREA OUTSIDE OF DEMOLITION AND TAG FOR RE-USE.
2. DISCONNECT AND REMOVE EXISTING LIGHT FIXTURES AND ALL CEILING MOUNTED DEVICES AS NECESSARY TO ACCOMMODATE ANY CEILING REMOVALS. PULL ALL CIRCUITRY BACK TO AN AREA OUTSIDE OF DEMOLITION AND TAG FOR RE-USE.
3. DISCONNECT AND REMOVE CONDUIT AND WIRING BACK TO SOURCE PANEL.
4. DISCONNECT AND REMOVE EXISTING LIGHT FIXTURES. STORE FOR RE-USE. TAG ALL WIRING FOR RE-USE.

KEY PLAN:

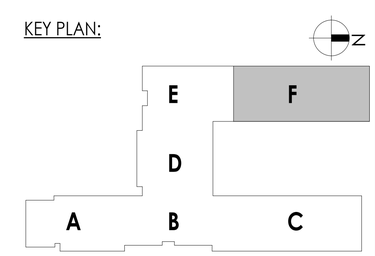

CPL | Architecture Engineering Planning
50 Front Street Suite 202,
Newburgh, NY 12550
CPLeam.com

SOUTH ORANGETOWN Central School District
Capital Improvements Bond
Essential Infrastructure for Student Health, Safety and Success

PROJECT INFORMATION

Project Number
14457.20

Client Name
SOUTH ORANGETOWN CENTRAL SCHOOL DISTRICT

Project Name
PHASE 1: 2022 BOND

District Office Address
160 VAN WYCK RD, BLAUVELT, NY 10913

SOUTH ORANGETOWN CSD
- ■ WILLIAM O. SCHAEFER SED# 50-03-01-06-0-012-019
- ☐ COITTAGE LANE ELEMENTARY SED#:50-03-01-06-0-010-022
- ☐ TAPPAN ZEE HIGH SCHOOL SED#:50-03-01-06-0-006-032
- ☐ WILLIAM O. SCHAEFER S&L SED#: 50-03-01-06-0-012-020
- ☐ COITTAGE LANE S&L SED#: 50-03-01-06-0-010-023
- ☐ COITTAGE LANE LIBRARY S&L SED#: 50-03-01-06-8-023-002
- ☐ WOS OUTDOOR CLASSROOM SED#: 50-03-01-06-7-053-001
- ☐ SOMS OUTDOOR CLASSROOM SED#: 50-03-01-06-7-056-001
- ☐ CLE OUTDOOR CLASSROOM SED#: 50-03-01-06-7-054-001
- ☐ TZHS OUTDOOR CLASSROOM SED#: 50-03-01-06-7-055-001

PROJECT ISSUE & REVISION SCHEDULE

No.	Date	Description

PROFESSIONAL STAMPS

NEW YORK STATE EDUCATION STATEMENT

IT IS A VIOLATION OF THE NEW YORK STATE EDUCATION LAW AND THE COMMISSIONER'S REGULATIONS FOR ANY PERSON, UNLESS ACTING UNDER THE DIRECTION OF A LICENSED ARCHITECT, ENGINEER OR LAND SURVEYOR, TO ALTER AN ITEM IN ANY WAY. IF AN ITEM BEARING THE SEAL OF AN ARCHITECT, ENGINEER OR SURVEYOR IS ALTERED, THE ALTERING PARTY SHALL AFFIX TO THE ITEM THEIR SEAL AND THE NOTATION "ALTERED BY" FOLLOWED BY THEIR SIGNATURE AND THE DATE OF SUCH ALTERATION, AND A SPECIFIC DESCRIPTION OF THE ALTERATION.

SHEET INFORMATION

Issued	Scale
10/18/2023	AS NOTED

Project Status
BID DOCUMENTS

Drawn By	Checked By
MAY	JBT

Drawing Title
FIRST FLOOR DEMOLITION PLAN - AREA F

Drawing Number
WOS
E105

10/18/2023 9:46:59 AM <project location> REVIT PROJECT FILES ON BIM360

KEY NOTES

1. DISCONNECT AND REMOVE CONDUIT AND WIRING BACK TO SOURCE PANEL.

1 / E106 **ROOF DEMOLITION PLAN - AREA A**

1/8" = 1'-0"

KEY PLAN:

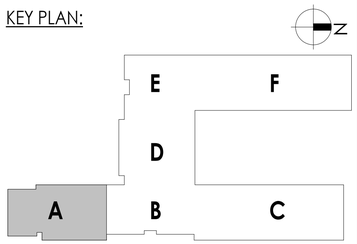

CPL | Architecture Engineering Planning
50 Front Street Suite 202,
Newburgh, NY 12550
CPLteam.com

SOUTH ORANGETOWN Central School District

Capital Improvements Bond

Essential Infrastructure for Student Health, Safety and Success

PROJECT INFORMATION

Project Number
14457.20

Client Name
SOUTH ORANGETOWN CENTRAL SCHOOL DISTRICT

Project Name
PHASE 1: 2022 BOND

District Office Address
160 VAN WYCK RD, BLAUVELT, NY 10913

SOUTH ORANGETOWN CSD

- ■ WILLIAM O. SCHAEFER SED# 50-03-01-06-0-012-019
- ☐ COTTAGE LANE ELEMENTARY SED#:50-03-01-06-0-010-022
- ☐ TAPPAN ZEE HIGH SCHOOL SED#:50-03-01-06-0-006-032
- ☐ WILLIAM O. SCHAEFER S&L SED#: 50-03-01-06-0-012-020
- ☐ COTTAGE LANE S&L SED#: 50-03-01-06-0-010-023
- ☐ COTTAGE LANE LIBRARY S&L SED#: 50-03-01-06-8-023-002
- ☐ WOS OUTDOOR CLASSROOM SED#: 50-03-01-06-7-053-001
- ☐ SOMS OUTDOOR CLASSROOM SED#: 50-03-01-06-7-056-001
- ☐ CLE OUTDOOR CLASSROOM SED#: 50-03-01-06-7-054-001
- ☐ TDHS OUTDOOR CLASSROOM SED#: 50-03-01-06-7-055-001

PROJECT ISSUE & REVISION SCHEDULE

No.	Date	Description

PROFESSIONAL STAMPS

NEW YORK STATE EDUCATION STATEMENT

IT IS A VIOLATION OF THE NEW YORK STATE EDUCATION LAW AND THE COMMISSIONER'S REGULATIONS FOR ANY PERSON, UNLESS ACTING UNDER THE DIRECTION OF A LICENSED ARCHITECT, ENGINEER OR LAND SURVEYOR, TO ALTER AN ITEM IN ANY WAY. IF AN ITEM BEARING THE SEAL OF AN ARCHITECT, ENGINEER OR SURVEYOR IS ALTERED, THE ALTERING PARTY SHALL AFFIX TO THE ITEM THEIR SEAL AND THE NOTATION "ALTERED BY" FOLLOWED BY THEIR SIGNATURE AND THE DATE OF SUCH ALTERATION, AND A SPECIFIC DESCRIPTION OF THE ALTERATION.

SHEET INFORMATION

Issued	Scale
10/18/2023	AS NOTED

Project Status
BID DOCUMENTS

Drawn By	Checked By
MAY	JBT

Drawing Title
ROOF DEMOLITION PLAN-AREA A

Drawing Number
WOS
E106

10/18/2023 9:46:59 AM <project location> REVIT PROJECT FILES ON BIM360

1
E107
ROOF DEMOLITION PLAN - AREA B
1/8" = 1'-0"

KEY NOTES

1. DISCONNECT AND REMOVE CONDUIT AND WIRING BACK TO SOURCE PANEL.

KEY PLAN:

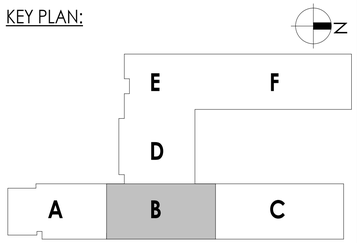

CPL | Architecture Engineering Planning
50 Front Street Suite 202,
Newburgh, NY 12550
CPLteam.com

SOUTH ORANGETOWN Central School District
Capital Improvements Bond
Essential Infrastructure for Student Health, Safety and Success

PROJECT INFORMATION

Project Number
14457.20

Client Name
SOUTH ORANGETOWN CENTRAL SCHOOL DISTRICT

Project Name
PHASE 1: 2022 BOND

District Office Address
160 VAN WYCK RD, BLAUVELT, NY 10913

SOUTH ORANGETOWN CSD
- ■ WILLIAM O. SCHAEFER SED# 50-03-01-06-0-012-019
- ☐ COTTAGE LANE ELEMENTARY SED#:50-03-01-06-0-010-022
- ☐ TAPPAN ZEE HIGH SCHOOL SED#:50-03-01-06-0-006-032
- ☐ WILLIAM O. SCHAEFER S&L SED#: 50-03-01-06-0-012-020
- ☐ COTTAGE LANE S&L SED#: 50-03-01-06-0-010-023
- ☐ COTTAGE LANE LIBRARY S&L SED#: 50-03-01-06-8-023-002
- ☐ WOS OUTDOOR CLASSROOM SED#: 50-03-01-06-7-053-001
- ☐ SOMS OUTDOOR CLASSROOM SED#: 50-03-01-06-7-056-001
- ☐ CLE OUTDOOR CLASSROOM SED#: 50-03-01-06-7-054-001
- ☐ TZHS OUTDOOR CLASSROOM SED#: 50-03-01-06-7-055-001

PROJECT ISSUE & REVISION SCHEDULE

No.	Date	Description

PROFESSIONAL STAMPS

NEW YORK STATE EDUCATION STATEMENT

IT IS A VIOLATION OF THE NEW YORK STATE EDUCATION LAW AND THE COMMISSIONER'S REGULATIONS FOR ANY PERSON, UNLESS ACTING UNDER THE DIRECTION OF A LICENSED ARCHITECT, ENGINEER OR LAND SURVEYOR, TO ALTER AN ITEM IN ANY WAY. IF AN ITEM BEARING THE SEAL OF AN ARCHITECT, ENGINEER OR LAND SURVEYOR IS ALTERED, THE ALTERING PARTY SHALL AFFIX TO THE ITEM THEIR SEAL AND THE NOTATION "ALTERED BY" FOLLOWED BY THEIR SIGNATURE AND THE DATE OF SUCH ALTERATION, AND A SPECIFIC DESCRIPTION OF THE ALTERATION.

SHEET INFORMATION

Issued	Scale
10/18/2023	AS NOTED

Project Status
BID DOCUMENTS

Drawn By	Checked By
MAY	JBT

Drawing Title
ROOF DEMOLITION PLAN-AREA B

Drawing Number
WOS
E107

10/18/2023 9:47:00 AM <project location> REVIT PROJECT FILES ON BIM360



1 / E108 **ROOF DEMOLITION PLAN - AREA C**

1/8" = 1'-0"

KEY NOTES

1. DISCONNECT AND REMOVE CONDUIT AND WIRING BACK TO SOURCE PANEL.
2. DISCONNECT EXISTING CONDUIT AND WIRING TO RTU AND TAG FOR RE-USE.

KEY PLAN:

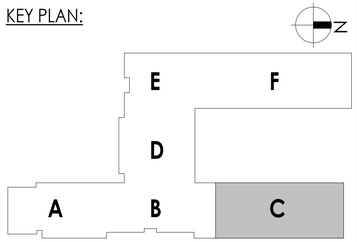

CPL | Architecture Engineering Planning
50 Front Street Suite 202,
Newburgh, NY 12550
CPLteam.com

SOUTH ORANGETOWN Central School District

Capital Improvements Bond

Essential Infrastructure for Student Health, Safety and Success

PROJECT INFORMATION

Project Number
14457.20

Client Name
SOUTH ORANGETOWN CENTRAL SCHOOL DISTRICT

Project Name
PHASE 1: 2022 BOND

District Office Address
160 VAN WYCK RD, BLAUVELT, NY 10913

SOUTH ORANGETOWN CSD

- ■ WILLIAM O. SCHAEFER SED# 50-03-01-06-0-012-019
- ☐ COTTAGE LANE ELEMENTARY SED#:50-03-01-06-0-010-022
- ☐ TAPPAN ZEE HIGH SCHOOL SED#:50-03-01-06-0-006-032
- ☐ WILLIAM O. SCHAEFER S&L SED#: 50-03-01-06-0-012-020
- ☐ COTTAGE LANE S&L SED#: 50-03-01-06-0-010-023
- ☐ COTTAGE LANE LIBRARY S&L SED#: 50-03-01-06-8-023-002
- ☐ WOS OUTDOOR CLASSROOM SED#: 50-03-01-06-7-053-001
- ☐ SOMS OUTDOOR CLASSROOM SED#: 50-03-01-06-7-056-001
- ☐ CLE OUTDOOR CLASSROOM SED#: 50-03-01-06-7-054-001
- ☐ TZHS OUTDOOR CLASSROOM SED#: 50-03-01-06-7-055-001

PROJECT ISSUE & REVISION SCHEDULE

No.	Date	Description

PROFESSIONAL STAMPS

NEW YORK STATE EDUCATION STATEMENT

IT IS A VIOLATION OF THE NEW YORK STATE EDUCATION LAW AND THE COMMISSIONER'S REGULATIONS FOR ANY PERSON, UNLESS ACTING UNDER THE DIRECTION OF A LICENSED ARCHITECT, ENGINEER OR LAND SURVEYOR, TO ALTER AN ITEM IN ANY WAY. IF AN ITEM BEARING THE SEAL OF AN ARCHITECT, ENGINEER OR SURVEYOR IS ALTERED, THE ALTERING PARTY SHALL AFFIX TO THE ITEM THEIR SEAL AND THE NOTATION "ALTERED BY" FOLLOWED BY THEIR SIGNATURE AND THE DATE OF SUCH ALTERATION, AND A SPECIFIC DESCRIPTION OF THE ALTERATION.

SHEET INFORMATION

Issued	Scale
10/18/2023	AS NOTED

Project Status
BID DOCUMENTS

Drawn By	Checked By
MAY	JBT

Drawing Title
ROOF DEMOLITION PLAN-AREA C

Drawing Number
WOS
E108

10/18/2023 9:47:00 AM <project location> REVIT PROJECT FILES ON BIM360



1
E109
ROOF DEMOLITION PLAN - AREA E
1/8" = 1'-0"

KEY NOTES

1. DISCONNECT AND REMOVE CONDUIT AND WIRING BACK TO SOURCE PANEL.

KEY PLAN:

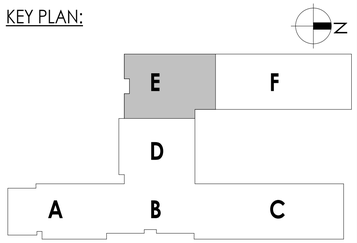

CPL | Architecture Engineering Planning
50 Front Street Suite 202,
Newburgh, NY 12550
CPLteam.com

SOUTH ORANGETOWN Central School District
Capital Improvements Bond
Essential Infrastructure for Student Health, Safety and Success

PROJECT INFORMATION

Project Number
14457.20

Client Name
SOUTH ORANGETOWN CENTRAL SCHOOL DISTRICT

Project Name
PHASE 1: 2022 BOND

District Office Address
160 VAN WYCK RD, BLAUVELT, NY 10913

SOUTH ORANGETOWN CSD
- ■ WILLIAM O. SCHAEFER SED# 50-03-01-06-0-012-019
- ☐ COTTAGE LANE ELEMENTARY SED#:50-03-01-06-0-010-022
- ☐ TAPPAN ZEE HIGH SCHOOL SED#:50-03-01-06-0-006-032
- ☐ WILLIAM O. SCHAEFER S&L SED#: 50-03-01-06-0-012-020
- ☐ COTTAGE LANE S&L SED#: 50-03-01-06-0-010-023
- ☐ COTTAGE LANE LIBRARY S&L SED#: 50-03-01-06-8-023-002
- ☐ WOS OUTDOOR CLASSROOM SED#: 50-03-01-06-7-053-001
- ☐ SOMS OUTDOOR CLASSROOM SED#: 50-03-01-06-7-056-001
- ☐ CLE OUTDOOR CLASSROOM SED#: 50-03-01-06-7-054-001
- ☐ TDHS OUTDOOR CLASSROOM SED#: 50-03-01-06-7-055-001

PROJECT ISSUE & REVISION SCHEDULE

No.	Date	Description

PROFESSIONAL STAMPS

NEW YORK STATE EDUCATION STATEMENT
IT IS A VIOLATION OF THE NEW YORK STATE EDUCATION LAW AND THE COMMISSIONER'S REGULATIONS FOR ANY PERSON, UNLESS ACTING UNDER THE DIRECTION OF A LICENSED ARCHITECT, ENGINEER OR LAND SURVEYOR, TO ALTER AN ITEM IN ANY WAY. IF AN ITEM BEARING THE SEAL OF AN ARCHITECT, ENGINEER OR SURVEYOR IS ALTERED, THE ALTERING ARCHITECT, ENGINEER OR SURVEYOR SHALL AFFIX HIS NOTATION "ALTERED BY" FOLLOWED BY THEIR SIGNATURE AND THE DATE OF SUCH ALTERATION, AND A SPECIFIC DESCRIPTION OF THE ALTERATION.

SHEET INFORMATION

Issued	Scale
10/18/2023	AS NOTED

Project Status
BID DOCUMENTS

Drawn By	Checked By
MAY	JBT

Drawing Title
ROOF DEMOLITION PLAN -AREA E

Drawing Number
WOS
E109

10/18/2023 9:47:01 AM <project location> REVIT PROJECT FILES ON BIM360

KEY NOTES

1. DISCONNECT AND REMOVE CONDUIT AND WIRING BACK TO SOURCE PANEL.



1 / E110 **ROOF DEMOLITION PLAN - AREA F**
1/8" = 1'-0"

KEY PLAN:

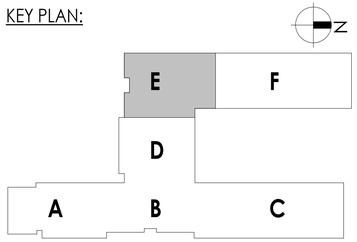

CPL | Architecture Engineering Planning
50 Front Street Suite 202,
Newburgh, NY 12550
CPLteam.com

SOUTH ORANGETOWN Central School District
Capital Improvements Bond
Essential Infrastructure for Student Health, Safety and Success

PROJECT INFORMATION

Project Number
14457.20

Client Name
SOUTH ORANGETOWN CENTRAL SCHOOL DISTRICT

Project Name
PHASE 1: 2022 BOND

District Office Address
160 VAN WYCK RD, BLAUVELT, NY 10913

SOUTH ORANGETOWN CSD
- ■ WILLIAM O. SCHAEFER SED#:50-03-01-06-0-012-019
- ☐ COTTAGE LANE ELEMENTARY SED#:50-03-01-06-0-010-022
- ☐ TAPPAN ZEE HIGH SCHOOL SED#:50-03-01-06-0-006-032
- ☐ WILLIAM O. SCHAEFER S&L SED#: 50-03-01-06-0-012-020
- ☐ COTTAGE LANE S&L SED#: 50-03-01-06-0-010-023
- ☐ COTTAGE LANE LIBRARY S&L SED#: 50-03-01-06-8-023-002
- ☐ WOS OUTDOOR CLASSROOM SED#: 50-03-01-06-7-053-001
- ☐ SOMS OUTDOOR CLASSROOM SED#: 50-03-01-06-7-056-001
- ☐ CLE OUTDOOR CLASSROOM SED#: 50-03-01-06-7-054-001
- ☐ TZHS OUTDOOR CLASSROOM SED#: 50-03-01-06-7-055-001

PROJECT ISSUE & REVISION SCHEDULE

No.	Date	Description

PROFESSIONAL STAMPS

NEW YORK STATE EDUCATION STATEMENT

IT IS A VIOLATION OF THE NEW YORK STATE EDUCATION LAW AND THE COMMISSIONER'S REGULATIONS FOR ANY PERSON, UNLESS ACTING UNDER THE DIRECTION OF A LICENSED ARCHITECT, ENGINEER OR LAND SURVEYOR, TO ALTER AN ITEM IN ANY WAY. IF AN ITEM BEARING THE SEAL OF AN ARCHITECT, ENGINEER OR SURVEYOR IS ALTERED, THE ALTERING PARTY SHALL AFFIX TO THE ITEM THEIR SEAL AND THE NOTATION "ALTERED BY" FOLLOWED BY THEIR SIGNATURE AND THE DATE OF SUCH ALTERATION, AND A SPECIFIC DESCRIPTION OF THE ALTERATION.

SHEET INFORMATION

Issued	Scale
10/18/2023	AS NOTED

Project Status
BID DOCUMENTS

Drawn By	Checked By
MAY	JBT

Drawing Title
ROOF DEMOLITION PLAN -AREA F

Drawing Number
WOS
E110

10/18/2023 9:47:01 AM <project location> REVIT PROJECT FILES ON BIM360

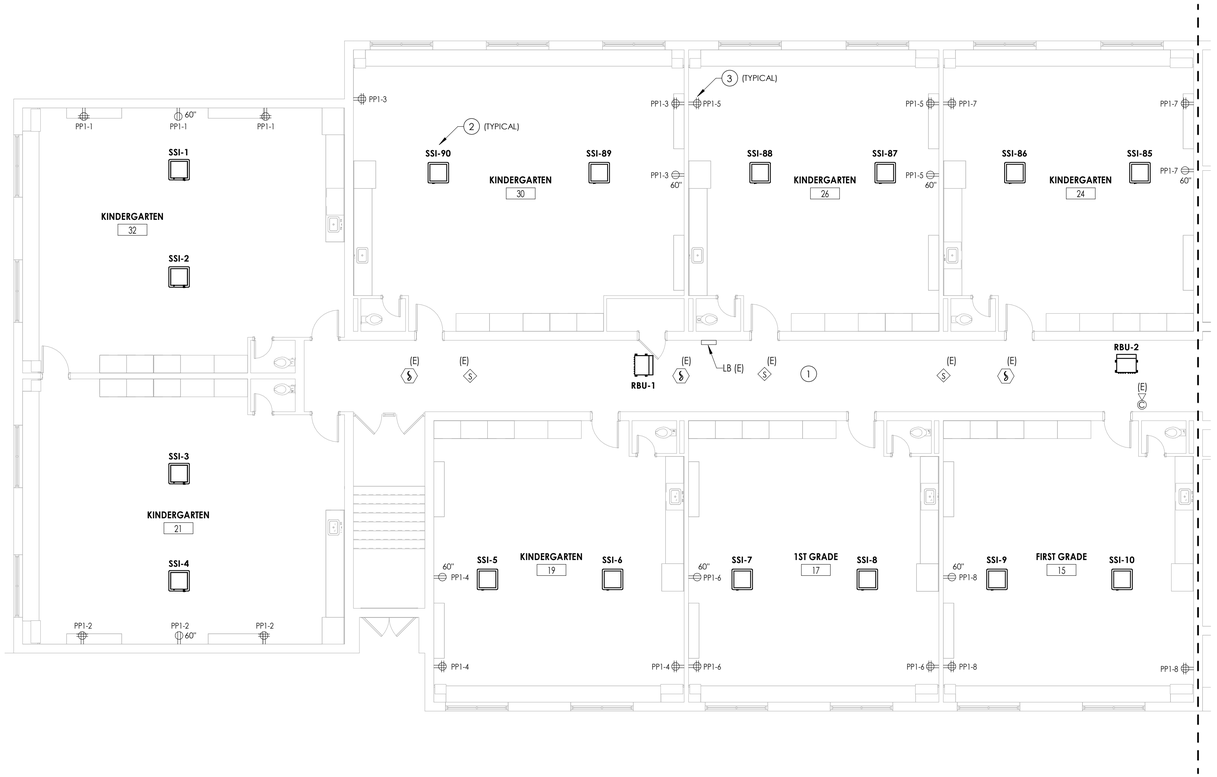

1
E200

FIRST FLOOR NEW WORK PLAN - AREA A

1/8" = 1'-0"

GENERAL NOTES

A. FOR ALL 120V DEVICES SHOWN, WIRE WITH (2)#12, #12G IN 3/4"C AND CONNECT TO 20A/1P CIRCUIT BREAKER IN PANEL INDICATED TO CIRCUIT INDICATED ADJACENT TO DEVICE.

B ALL CIRCUITS OVER 100' SHALL BE WIRED WITH #10 THHN.

KEY NOTES

1. EXISTING CEILING MOUNTED DEVICES TO BE RE-INSTALLED BACK IN CEILING AS NECESSARY TO ACCOMMODATE ANY CEILING REMOVAL/REPLCAEMENTS. CONNECT TO EXISTING TAGGED WIRING.
2. ALL MECHANICAL EQUIPMENT POWER REQUIREMENTS ARE NOTED ON DRAWINGS E901, E902, AND E903. LABEL INDICATES EQUIPMENT TAG. REFER TO RESPECTIVE TAG ON DRAWINGS NOTED.
3. NEW RECEPTACLES TO BE PLACED IN WIREMOLD AT THESE LOCATIONS. WIREMOLD BY OTHERS. COORDINATE FINAL LOCATIONS WITH OWNER AND T-SERIES DRAWINGS.

KEY PLAN:

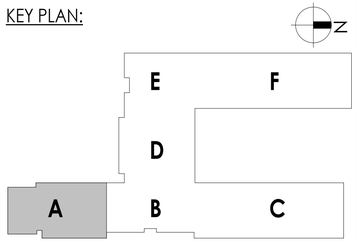

CPL | Architecture Engineering Planning
50 Front Street Suite 202,
Newburgh, NY 12550
CPLteam.com

SOUTH ORANGETOWN Central School District
Capital Improvements Bond
Essential Infrastructure for Student Health, Safety and Success

PROJECT INFORMATION

Project Number
14457.20

Client Name
SOUTH ORANGETOWN CENTRAL SCHOOL DISTRICT

Project Name
PHASE 1: 2022 BOND

District Office Address
160 VAN WYCK RD. BLAUVELT, NY 10913

SOUTH ORANGETOWN CSD

- ■ WILLIAM O. SCHAEFER SED#:50-03-01-06-0-012-019
- ☐ COTTAGE LANE ELEMENTARY SED#:50-03-01-06-0-010-022
- ☐ TAPPAN ZEE HIGH SCHOOL SED#:50-03-01-06-0-006-032
- ☐ WILLIAM O. SCHAEFER S&L SED#: 50-03-01-06-0-012-020
- ☐ COTTAGE LANE S&L SED#: 50-03-01-06-0-010-023
- ☐ COTTAGE LANE LIBRARY S&L SED#: 50-03-01-06-8-023-002
- ☐ WOS OUTDOOR CLASSROOM SED#: 50-03-01-06-7-053-001
- ☐ SOMS OUTDOOR CLASSROOM SED#: 50-03-01-06-7-056-001
- ☐ CLE OUTDOOR CLASSROOM SED#: 50-03-01-06-7-054-001
- ☐ TZHS OUTDOOR CLASSROOM SED#: 50-03-01-06-7-055-001

PROJECT ISSUE & REVISION SCHEDULE

No.	Date	Description

PROFESSIONAL STAMPS

NEW YORK STATE EDUCATION STATEMENT

IT IS A VIOLATION OF THE NEW YORK STATE EDUCATION LAW AND THE COMMISSIONER'S REGULATIONS FOR ANY PERSON, UNLESS ACTING UNDER THE DIRECTION OF A LICENSED ARCHITECT, ENGINEER OR LAND SURVEYOR, TO ALTER AN ITEM IN ANY WAY. IF AN ITEM BEARING THE SEAL OF AN ARCHITECT, ENGINEER OR SURVEYOR IS ALTERED, THE ALTERING PARTY SHALL ATTACH TO THE ITEM THEIR SEAL AND THE NOTATION "ALTERED BY" FOLLOWED BY THEIR SIGNATURE AND THE DATE OF SUCH ALTERATION, AND A SPECIFIC DESCRIPTION OF THE ALTERATION.

SHEET INFORMATION

Issued	Scale
10/18/2023	AS NOTED

Project Status
BID DOCUMENTS

Drawn By	Checked By
MAY	JBT

Drawing Title
FIRST FLOOR NEW WORK PLAN - AREA A

Drawing Number
WOS
E200

10/18/2023 9:47:02 AM <project location> REVIT PROJECT FILES ON BIM360

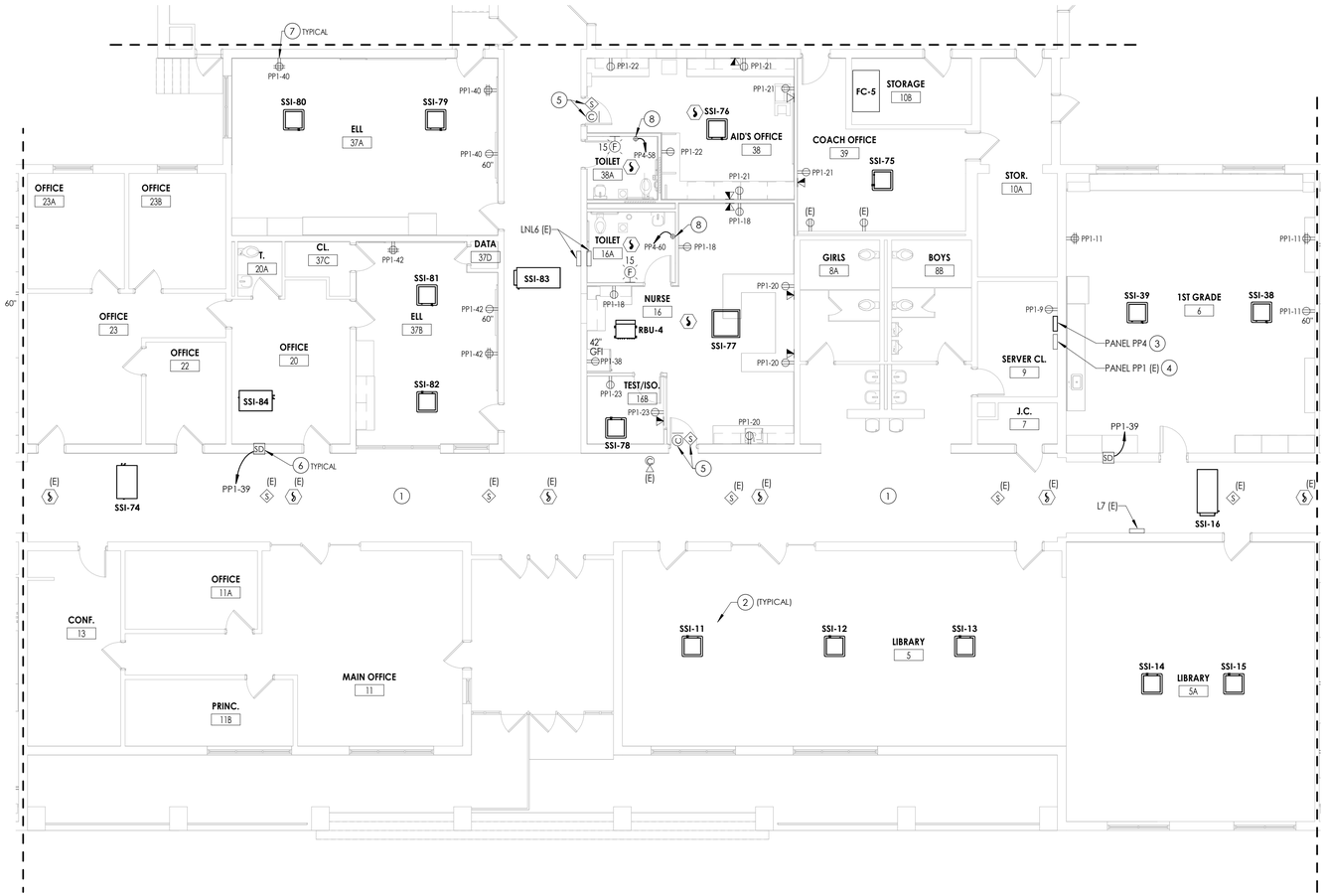

1 / E201 **FIRST FLOOR NEW WORK PLAN - AREA B**

1/8" = 1'-0"

GENERAL NOTES

A. FOR ALL 120V DEVICES SHOWN, WIRE WITH (2)#12, #12G IN 3/4"C AND CONNECT TO 20A/1P CIRCUIT BREAKER IN PANEL INDICATED TO CIRCUIT INDICATED ADJACENT TO DEVICE.

B ALL CIRCUITS OVER 100' SHALL BE WIRED WITH #10 THHN.

KEY NOTES

1. EXISTING CEILING MOUNTED DEVICES TO BE RE-INSTALLED BACK IN CEILING AS NECESSARY TO ACCOMMODATE ANY CEILING REMOVAL/REPLCAEMENTS. CONNECT TO EXISTING TAGGED WIRING.
2. ALL MECHANICAL EQUIPMENT POWER REQUIREMENTS ARE NOTED ON DRAWINGS E901, E902, AND E903. LABEL INDICATES EQUIPMENT TAG. REFER TO RESPECTIVE TAG ON DRAWINGS NOTED.
3. PROVIDE A 120/208V, 3-PHASE, 4-WIRE, 800-AMP, 66 CIRCUIT PANELBOARD AT LOCATION INDICATED. PROVIDE (2) SETS OF (4) #500 MCM, (1) #3 GND IN (2) 4" C FROM NEW PANEL TO MDP. REFER TO DRAWING WOS-E204.
4. UTILIZE EXISTING 20A, 1-POLE CIRCUIT BREAKERS IN EXISTING PANELBOARD.
5. NEW LOCATION OF EXISTING CLOCK/SPEAKER UNITS. CONNECT TO EXISTING TAGGED WIRING.
6. PROVIDE FIRE/SMOKE DAMPER FIRE ALARM RELAY AT LOCATIONS INDICATED. PROVIDE WIRING TO CONNECT TO EXISTING FIRE ALARM SYSTEM. PROVIDE (2) #12, (1) #12GND IN 3/4" CONDUIT TO FIRE/SMOKE DAMPER ACTUATOR FROM PANEL AND CIRCUIT INDICATED.
7. NEW RECEPTACLES TO BE PLACED IN WIREMOLD AT THESE LOCATIONS. WIREMOLD BY OTHERS. COORDINATE FINAL LOCATIONS WITH OWNER AND T-SERIES DRAWINGS.
8. PROVIDE (2) #12, (1) #12 GND IN 3/4" CONDUIT FROM PANEL PP4 TO EACH HAND DRYER LOCATION INDICATED.

KEY PLAN:

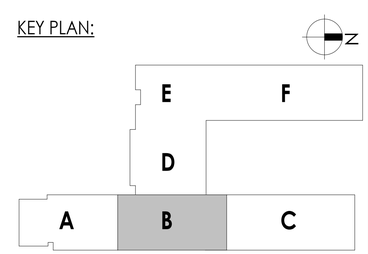

CPL | Architecture Engineering Planning
50 Front Street Suite 202,
Newburgh, NY 12550
CPLteam.com

SOUTH ORANGETOWN Central School District

Capital Improvements Bond

Essential Infrastructure for Student Health, Safety and Success

PROJECT INFORMATION

Project Number
14457.20

Client Name
SOUTH ORANGETOWN CENTRAL SCHOOL DISTRICT

Project Name
PHASE 1: 2022 BOND

District Office Address
160 VAN WYCK RD, BLAUVELT, NY 10913

SOUTH ORANGETOWN CSD

- ■ WILLIAM O. SCHAEFER SED#:50-03-01-06-0-012-019
- ☐ COTTAGE LANE ELEMENTARY SED#:50-03-01-06-0-010-022
- ☐ TAPPAN ZEE HIGH SCHOOL SED#:50-03-01-06-0-006-032
- ☐ WILLIAM O. SCHAEFER S&L SED#: 50-03-01-06-0-012-020
- ☐ COTTAGE LANE S&L SED#: 50-03-01-06-0-010-023
- ☐ COTTAGE LANE LIBRARY S&L SED#: 50-03-01-06-8-035-002
- ☐ WOS OUTDOOR CLASSROOM SED#: 50-03-01-06-7-053-001
- ☐ SOMS OUTDOOR CLASSROOM SED#: 50-03-01-06-7-056-001
- ☐ CLE OUTDOOR CLASSROOM SED#: 50-03-01-06-7-054-001
- ☐ TDHS OUTDOOR CLASSROOM SED#: 50-03-01-06-7-055-001

PROJECT ISSUE & REVISION SCHEDULE

No.	Date	Description

PROFESSIONAL STAMPS

NEW YORK STATE EDUCATION STATEMENT

IT IS A VIOLATION OF THE NEW YORK STATE EDUCATION LAW AND THE COMMISSIONER'S REGULATIONS FOR ANY PERSON, UNLESS ACTING UNDER THE DIRECTION OF A LICENSED ARCHITECT, ENGINEER OR LAND SURVEYOR, TO ALTER AN ITEM IN ANY WAY. IF AN ITEM BEARING THE SEAL OF AN ARCHITECT, ENGINEER OR SURVEYOR IS ALTERED, THE ALTERING PARTY SHALL AFFIX TO THE ITEM THE PHRASE "ALTERED BY" FOLLOWED BY THEIR SIGNATURE AND THE DATE OF SUCH ALTERATION, AND A SPECIFIC DESCRIPTION OF THE ALTERATION.

SHEET INFORMATION

Issued	Scale
10/18/2023	1/8" = 1'-0"

Project Status
BID DOCUMENTS

Drawn By	Checked By
MAY	JBT

Drawing Title
FIRST FLOOR NEW WORK PLAN - AREA B

Drawing Number
WOS
E201

GENERAL NOTES

A. FOR ALL 120V DEVICES SHOWN, WIRE WITH (2)#12, #12G IN 3/4"C AND CONNECT TO 20A/1P CIRCUIT BREAKER IN PANEL INDICATED TO CIRCUIT INDICATED ADJACENT TO DEVICE.

B ALL CIRCUITS OVER 100' SHALL BE WIRED WITH #10 THHN.

KEY NOTES

1. EXISTING CEILING MOUNTED DEVICES TO BE RE-INSTALLED BACK IN CEILING AS NECESSARY TO ACCOMMODATE ANY CEILING REMOVAL/REPLCAEMENTS. CONNECT TO EXISTING TAGGED WIRING.
2. ALL MECHANICAL EQUIPMENT POWER REQUIREMENTS ARE NOTED ON DRAWINGS E901, E902, AND E903. LABEL INDICATES EQUIPMENT TAG. REFER TO RESPECTIVE TAG ON DRAWINGS NOTED.
3. PROVIDE A 120/208V, 3-PHASE, 4-WIRE, 800-AMP, 42 CIRCUIT PANELBOARD AT LOCATION INDICATED. PROVIDE (2) SETS OF (4) #500 MCM, (1) #3 GND IN (2) 4" C FROM NEW PANEL TO MDP. REFER TO DRAWING WOS-204.
4. NEW RECEPTACLES TO BE PLACED IN WIREMOLD AT THESE LOCATIONS. WIREMOLD BY OTHERS. COORDINATE FINAL LOCATIONS WITH OWNER AND T-SERIES DRAWINGS.

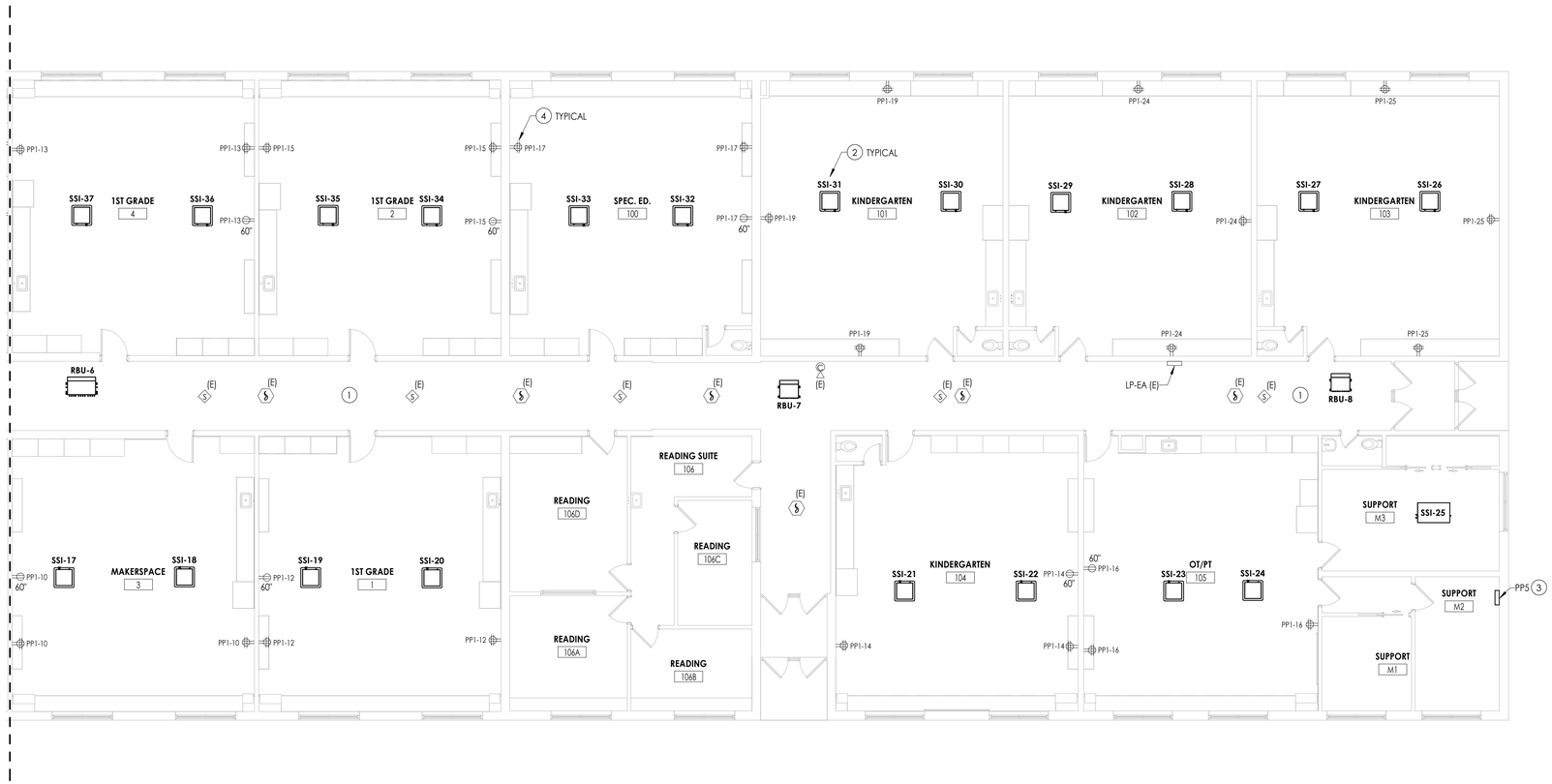

1 / E202 **FIRST FLOOR NEW WORK PLAN - AREA C**

1/8" = 1'-0"

KEY PLAN:

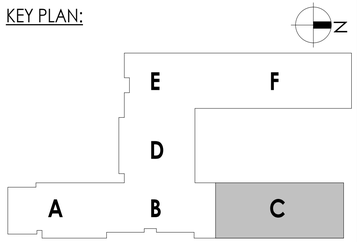

CPL | Architecture Engineering Planning
50 Front Street Suite 202,
Newburgh, NY 12550
CPLteam.com

SOUTH ORANGETOWN Central School District

Capital Improvements Bond

Essential Infrastructure for Student Health, Safety and Success

PROJECT INFORMATION

Project Number
14457.20

Client Name
SOUTH ORANGETOWN CENTRAL SCHOOL DISTRICT

Project Name
PHASE 1: 2022 BOND

District Office Address
160 VAN WYCK RD, BLAUVELT, NY 10913

SOUTH ORANGETOWN CSD
- ■ WILLIAM O. SCHAEFER SED#:50-03-01-06-0-012-019
- ☐ COTTAGE LANE ELEMENTARY SED#:50-03-01-06-0-010-022
- ☐ TAPPAN ZEE HIGH SCHOOL SED#:50-03-01-06-0-006-032
- ☐ WILLIAM O. SCHAEFER S&L SED#: 50-03-01-06-0-012-020
- ☐ COTTAGE LANE S&L SED#: 50-03-01-06-0-010-023
- ☐ COTTAGE LANE LIBRARY S&L SED#: 50-03-01-06-8-023-002
- ☐ WOS OUTDOOR CLASSROOM SED#: 50-03-01-06-7-053-001
- ☐ SOMS OUTDOOR CLASSROOM SED#: 50-03-01-06-7-056-001
- ☐ CLE OUTDOOR CLASSROOM SED#: 50-03-01-06-7-054-001
- ☐ TZHS OUTDOOR CLASSROOM SED#: 50-03-01-06-7-055-001

PROJECT ISSUE & REVISION SCHEDULE

No.	Date	Description

PROFESSIONAL STAMPS

NEW YORK STATE EDUCATION STATEMENT

IT IS A VIOLATION OF THE NEW YORK STATE EDUCATION LAW AND THE COMMISSIONER'S REGULATIONS FOR ANY PERSON, UNLESS ACTING UNDER THE DIRECTION OF A LICENSED ARCHITECT, ENGINEER OR LAND SURVEYOR TO ALTER AN ITEM IN ANY WAY. IF AN ITEM BEARING THE SEAL OF AN ARCHITECT, ENGINEER OR SURVEYOR IS ALTERED, THE ALTERING PARTY SHALL AFFIX TO THE ITEM THEIR SEAL AND THE NOTATION "ALTERED BY" FOLLOWED BY THEIR SIGNATURE AND THE DATE OF SUCH ALTERATION, AND A SPECIFIC DESCRIPTION OF THE ALTERATION.

SHEET INFORMATION

Issued	Scale
10/18/2023	AS NOTED

Project Status
BID DOCUMENTS

Drawn By	Checked By
MAY	JBT

Drawing Title
FIRST FLOOR NEW WORK PLAN - AREA C

Drawing Number
WOS
E202

10/18/2023 9:47:05 AM <project location> REVIT PROJECT FILES ON BIM360

GENERAL NOTES

A. FOR ALL 120V DEVICES SHOWN, WIRE WITH (2)#12, #12G IN 3/4"C AND CONNECT TO 20A/1P CIRCUIT BREAKER IN PANEL INDICATED TO CIRCUIT INDICATED ADJACENT TO DEVICE.

B ALL CIRCUITS OVER 100' SHALL BE WIRED WITH #10 THHN.

KEY NOTES

1. EXISTING CEILING MOUNTED DEVICES TO BE RE-INSTALLED BACK IN CEILING AS NECESSARY TO ACCOMMODATE ANY CEILING REMOVAL/REPLCAEMENTS. CONNECT TO EXISTING TAGGED WIRING.

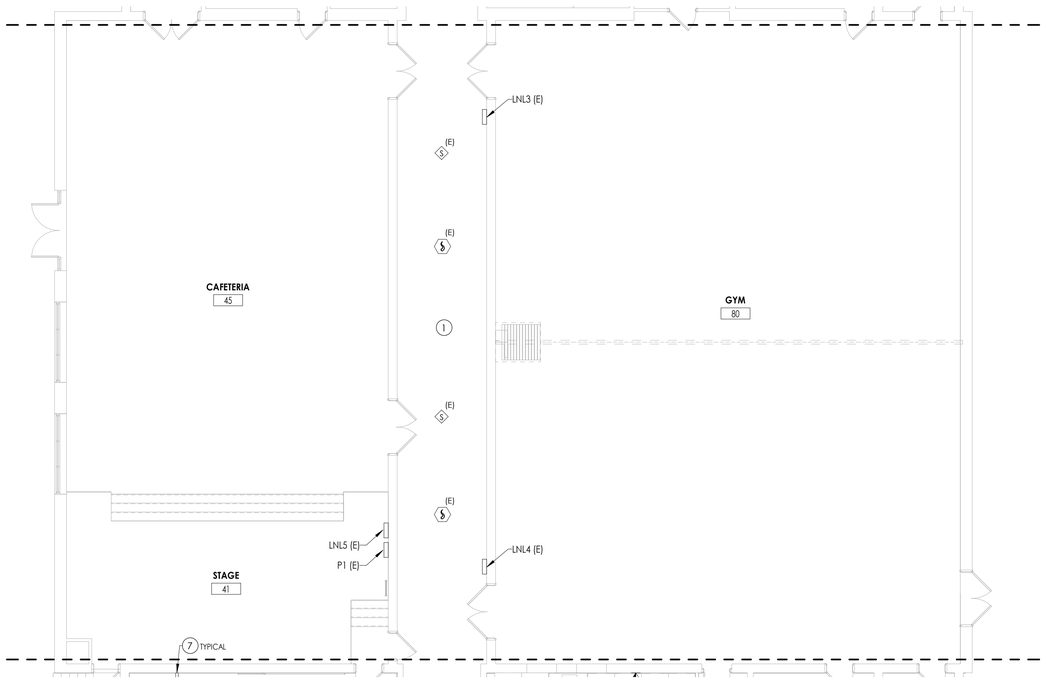

1 / E203 **FIRST FLOOR NEW WORK PLAN - AREA D**
1/8" = 1'-0"

KEY PLAN:

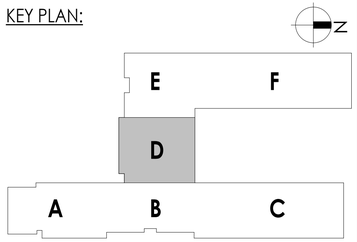

CPL | Architecture Engineering Planning
50 Front Street Suite 202,
Newburgh, NY 12550
CPLteam.com

SOUTH ORANGETOWN Central School District
Capital Improvements Bond
Essential Infrastructure for Student Health, Safety and Success

PROJECT INFORMATION

Project Number
14457.20

Client Name
SOUTH ORANGETOWN CENTRAL SCHOOL DISTRICT

Project Name
PHASE 1: 2022 BOND

District Office Address
160 VAN WYCK RD, BLAUVELT, NY 10913

SOUTH ORANGETOWN CSD
- ■ WILLIAM O. SCHAEFER SED#:50-03-01-06-0-012-019
- ☐ COTTAGE LANE ELEMENTARY SED#:50-03-01-06-0-010-022
- ☐ TAPPAN ZEE HIGH SCHOOL SED#:50-03-01-06-0-006-032
- ☐ WILLIAM O. SCHAEFER S&L SED#: 50-03-01-06-0-012-020
- ☐ COTTAGE LANE S&L SED#: 50-03-01-06-0-010-023
- ☐ COTTAGE LANE LIBRARY S&L SED#: 50-03-01-06-8-023-002
- ☐ WOS OUTDOOR CLASSROOM SED#: 50-03-01-06-7-053-001
- ☐ SOMS OUTDOOR CLASSROOM SED#: 50-03-01-06-7-056-001
- ☐ CLE OUTDOOR CLASSROOM SED#: 50-03-01-06-7-054-001
- ☐ TZHS OUTDOOR CLASSROOM SED#: 50-03-01-06-7-055-001

PROJECT ISSUE & REVISION SCHEDULE

No.	Date	Description

PROFESSIONAL STAMPS

NEW YORK STATE EDUCATION STATEMENT

IT IS A VIOLATION OF THE NEW YORK STATE EDUCATION LAW AND THE COMMISSIONER'S REGULATIONS FOR ANY PERSON, UNLESS ACTING UNDER THE DIRECTION OF A LICENSED ARCHITECT, ENGINEER OR LAND SURVEYOR, TO ALTER AN ITEM IN ANY WAY. IF AN ITEM BEARING THE SEAL OF AN ARCHITECT, ENGINEER OR SURVEYOR IS ALTERED, THE ALTERING PARTY SHALL AFFIX TO THE ITEM THEIR SEAL AND THE NOTATION "ALTERED BY" FOLLOWED BY THEIR SIGNATURE AND THE DATE OF SUCH ALTERATION, AND A SPECIFIC DESCRIPTION OF THE ALTERATION.

SHEET INFORMATION

Issued	Scale
10/18/2023	AS NOTED

Project Status
BID DOCUMENTS

Drawn By	Checked By
MAY	JBT

Drawing Title
FIRST FLOOR NEW WORK PLAN - AREA D

Drawing Number
WOS
E203

10/18/2023 9:47:06 AM <project location> REVIT PROJECT FILES ON BIM360

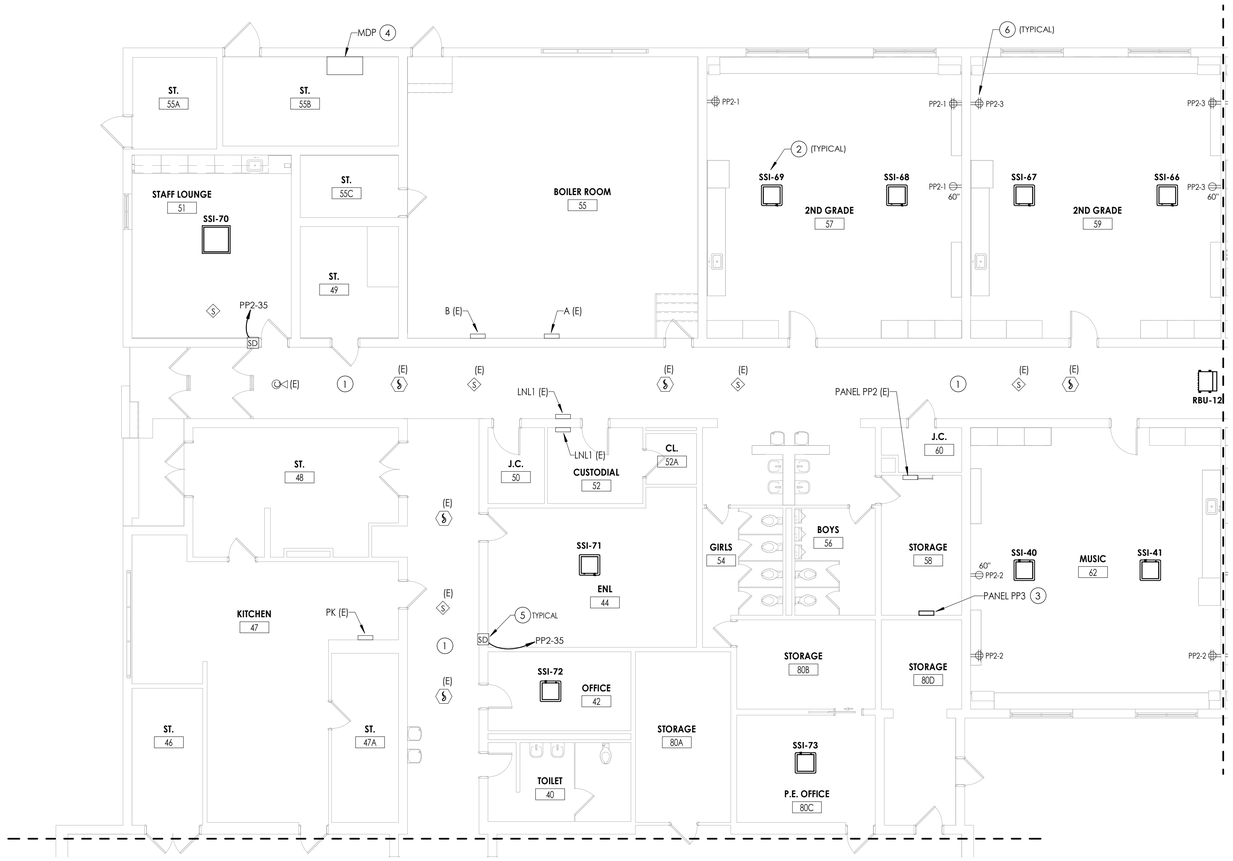

1 / E204 **FIRST FLOOR NEW WORK PLAN - AREA E**

1/8" = 1'-0"

GENERAL NOTES

A. FOR ALL 120V DEVICES SHOWN, WIRE WITH (2)#12, #12G IN 3/4"C AND CONNECT TO 20A/1P CIRCUIT BREAKER IN PANEL INDICATED TO CIRCUIT INDICATED ADJACENT TO DEVICE.

B. ALL CIRCUITS OVER 100' SHALL BE WIRED WITH #10 THHN.

KEY NOTES

1. EXISTING CEILING MOUNTED DEVICES TO BE RE-INSTALLED BACK IN CEILING AS NECESSARY TO ACCOMMODATE ANY CEILING REMOVAL/REPLCAEMENTS. CONNECT TO EXISTING TAGGED WIRING.
2. ALL MECHANICAL EQUIPMENT POWER REQUIREMENTS ARE NOTED ON DRAWINGS E901, E902, AND E903. LABEL INDICATES EQUIPMENT TAG. REFER TO RESPECTIVE TAG ON DRAWINGS NOTED.
3. PROVIDE A 120/208V, 3-PHASE, 4-WIRE, 800-AMP, 54 CIRCUIT PANELBOARD AT LOCATION INDICATED. PROVIDE (2) SETS OF (4) #500 MCM, (1) #3 GND IN (2) 4" C FROM NEW PANEL TO MDP.
4. PROVIDE (3) 800-AMP, 3-POLE CIRCUIT BREAKERS IN MDP. CIRCUIT BREAKERS TO MATCH PANELS AIC RATING, AND BE UL LISTED AND LABELED FOR USE IN THIS PANEL.
5. PROVIDE FIRE/SMOKE DAMPER FIRE ALARM RELAY AT LOCATIONS INDICATED. PROVIDE WIRING TO CONNECT TO EXISTING FIRE ALARM SYSTEM. PROVIDE (2) #12, (1) #12GND IN 3/4" CONDUIT TO FIRE/SMOKE DAMPER ACTUATOR FROM PANEL AND CIRCUIT INDICATED.
6. NEW RECEPTACLES TO BE PLACED IN WIREMOLD AT THESE LOCATIONS. WIREMOLD BY OTHERS. COORDINATE FINAL LOCATIONS WITH OWNER AND T-SERIES DRAWINGS.

KEY PLAN:

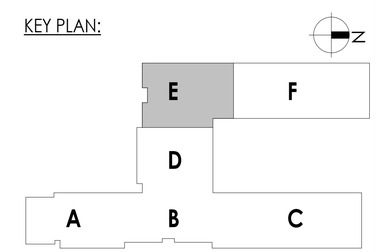

CPL | Architecture Engineering Planning
50 Front Street Suite 202,
Newburgh, NY 12550
CPLteam.com

SOUTH ORANGETOWN Central School District
Capital Improvements Bond
Essential Infrastructure for Student Health, Safety and Success

PROJECT INFORMATION

Project Number
14457.20

Client Name
SOUTH ORANGETOWN CENTRAL SCHOOL DISTRICT

Project Name
PHASE 1: 2022 BOND

District Office Address
160 VAN WYCK RD, BLAUVELT, NY 10913

SOUTH ORANGETOWN CSD
- ■ WILLIAM O. SCHAEFER SED#:50-03-01-06-0-012-019
- ☐ COTTAGE LANE ELEMENTARY SED#:50-03-01-06-0-010-022
- ☐ TAPPAN ZEE HIGH SCHOOL SED#:50-03-01-06-0-006-032
- ☐ WILLIAM O. SCHAEFER S&L SED#: 50-03-01-06-0-012-020
- ☐ COTTAGE LANE S&L SED#: 50-03-01-06-0-010-023
- ☐ COTTAGE LANE LIBRARY S&L SED#: 50-03-01-06-8-023-002
- ☐ WOS OUTDOOR CLASSROOM SED#: 50-03-01-06-7-053-001
- ☐ SOMS OUTDOOR CLASSROOM SED#: 50-03-01-06-7-056-001
- ☐ CLE OUTDOOR CLASSROOM SED#: 50-03-01-06-7-054-001
- ☐ TDHS OUTDOOR CLASSROOM SED#: 50-03-01-06-7-055-001

PROJECT ISSUE & REVISION SCHEDULE

No.	Date	Description

PROFESSIONAL STAMPS

NEW YORK STATE EDUCATION STATEMENT

IT IS A VIOLATION OF THE NEW YORK STATE EDUCATION LAW AND THE COMMISSIONER'S REGULATIONS FOR ANY PERSON, UNLESS ACTING UNDER THE DIRECTION OF A LICENSED ARCHITECT, ENGINEER OR LAND SURVEYOR, TO ALTER AN ITEM IN ANY WAY. IF AN ITEM BEARING THE SEAL OF AN ARCHITECT, ENGINEER OR LAND SURVEYOR IS ALTERED, THE ALTERING PARTY SHALL AFFIX TO THE ITEM THEIR SEAL AND THE NOTATION "ALTERED BY" FOLLOWED BY THEIR SIGNATURE AND THE DATE OF SUCH ALTERATION, AND A SPECIFIC DESCRIPTION OF THE ALTERATION.

SHEET INFORMATION

Issued	Scale
10/18/2023	AS NOTED

Project Status
BID DOCUMENTS

Drawn By	Checked By
MAY	JBT

Drawing Title
FIRST FLOOR NEW WORK PLAN - AREA E

Drawing Number
WOS
E204

10/18/2023 9:47:06 AM <project location> REVIT PROJECT FILES ON BIM360

GENERAL NOTES

A. FOR ALL 120V DEVICES SHOWN, WIRE WITH (2)#12, #12G IN 3/4"C AND CONNECT TO 20A/1P CIRCUIT BREAKER IN PANEL INDICATED TO CIRCUIT INDICATED ADJACENT TO DEVICE.

B. ALL CIRCUITS OVER 100' SHALL BE WIRED WITH #10 THHN.

C. REFER TO DRAWING GEN-E800 FOR DETAILS

KEY NOTES

1. EXISTING CEILING MOUNTED DEVICES TO BE RE-INSTALLED BACK IN CEILING AS NECESSARY TO ACCOMMODATE ANY CEILING REMOVAL/REPLCAEMENTS. CONNECT TO EXISTING TAGGED WIRING.
2. ALL MECHANICAL EQUIPMENT POWER REQUIREMENTS ARE NOTED ON DRAWINGS E901, E902, AND E903. LABEL INDICATES EQUIPMENT TAG. REFER TO RESPECTIVE TAG ON DRAWINGS NOTED.
3. NEW RECEPTACLES TO BE PLACED IN WIREMOLD AT THESE LOCATIONS. WIREMOLD BY OTHERS. COORDINATE FINAL LOCATIONS WITH OWNER AND T-SERIES DRAWINGS.
4. PROVIDE 1" CONDUITS (TOTAL OF 3) FOR LIGHTING AND POWER SYSTEMS FROM INTERIOR OF BUILDING, ABOVE FINISHED CEILING, OUT TO NEW OUTDOOR CLASSROOM LOCATION. CONDUITS TO EXIT CLASSROOM ABOVE CIELING AND DOWN EXTERIOR OF BUILDING TO BELOW GRADE, THEN ON TO OUTDOOR CLASSROOM. CONDUITS TO RUN UP STRUCTURE TO ROOF THEN DISTRIBUTE TO INDIVIDUAL DEVICES. FIELD PAINT CONDUITS TO MATCH STRUCTURE.

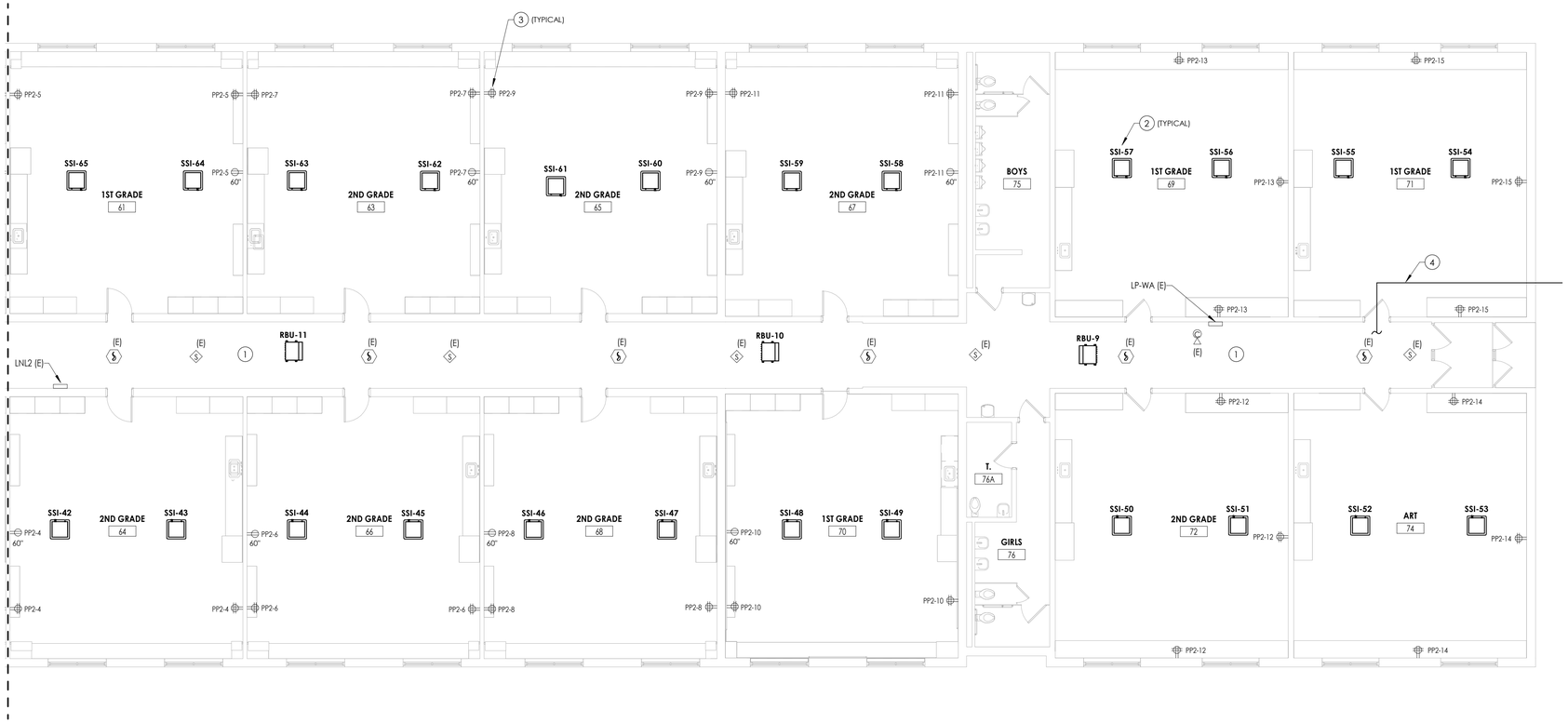

1 E205 **FIRST FLOOR NEW WORK PLAN - AREA F**
1/8" = 1'-0"

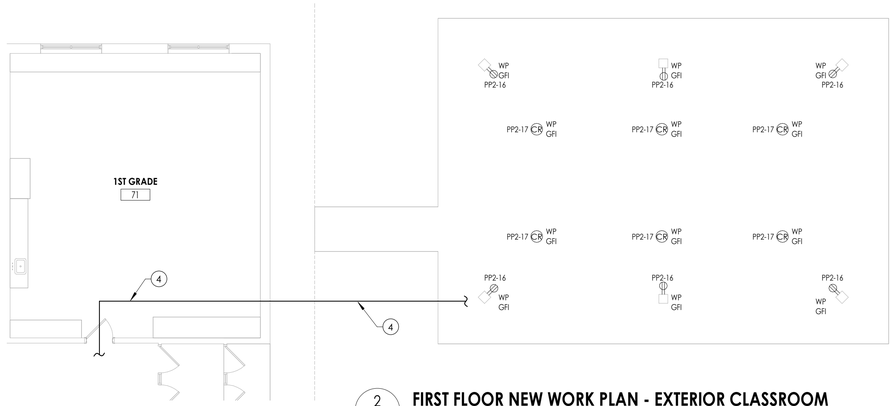

2 E205 **FIRST FLOOR NEW WORK PLAN - EXTERIOR CLASSROOM**
1/8" = 1'-0"

KEY PLAN:

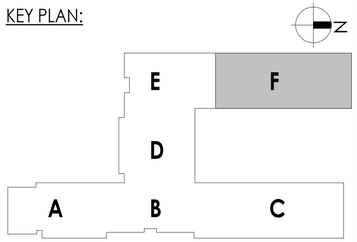

CPL | Architecture Engineering Planning
50 Front Street Suite 202,
Newburgh, NY 12550
CPLteam.com

SOUTH ORANGETOWN Central School District
Capital Improvements Bond
Essential Infrastructure for Student Health, Safety and Success

PROJECT INFORMATION

Project Number
14457.20

Client Name
SOUTH ORANGETOWN CENTRAL SCHOOL DISTRICT

Project Name
PHASE 1: 2022 BOND

District Office Address
160 VAN WYCK RD, BLAUVELT, NY 10913

SOUTH ORANGETOWN CSD
- ■ WILLIAM O. SCHAEFER SED# 50-03-01-06-0-012-019
- ☐ COTTAGE LANE ELEMENTARY SED#:50-03-01-06-0-010-022
- ☐ TAPPAN ZEE HIGH SCHOOL SED#:50-03-01-06-0-006-032
- ☐ WILLIAM O. SCHAEFER S&L SED#: 50-03-01-06-0-012-020
- ☐ COTTAGE LANE S&L SED#: 50-03-01-06-0-010-023
- ☐ COTTAGE LANE LIBRARY S&L SED#: 50-03-01-06-8-023-002
- ☐ WOS OUTDOOR CLASSROOM SED#: 50-03-01-06-7-053-001
- ☐ SOMS OUTDOOR CLASSROOM SED#: 50-03-01-06-7-056-001
- ☐ CLE OUTDOOR CLASSROOM SED#: 50-03-01-06-7-054-001
- ☐ TDHS OUTDOOR CLASSROOM SED#: 50-03-01-06-7-055-001

PROJECT ISSUE & REVISION SCHEDULE

No.	Date	Description

PROFESSIONAL STAMPS

NEW YORK STATE EDUCATION STATEMENT
IT IS A VIOLATION OF THE NEW YORK STATE EDUCATION LAW AND THE COMMISSIONER'S REGULATIONS FOR ANY PERSON, UNLESS ACTING UNDER THE DIRECTION OF A LICENSED ARCHITECT, ENGINEER OR SURVEYOR, TO ALTER IN ANY WAY A DOCUMENT BEARING THE SEAL OF AN ARCHITECT, ENGINEER OR SURVEYOR IS ALTERED. THE ALTERING PARTY SHALL AFFIX TO THE ITEM THEIR SEAL AND THE NOTATION "ALTERED BY" FOLLOWED BY THEIR SIGNATURE AND THE DATE OF SUCH ALTERATION, AND A SPECIFIC DESCRIPTION OF THE ALTERATION.

SHEET INFORMATION

Issued	Scale
10/18/2023	AS NOTED

Project Status
BID DOCUMENTS

Drawn By	Checked By
MAY	JBT

Drawing Title
FIRST FLOOR NEW WORK PLAN - AREA F

Drawing Number
WOS
E205

10/18/2023 9:47:08 AM <project location> REVIT PROJECT FILES ON BIM360

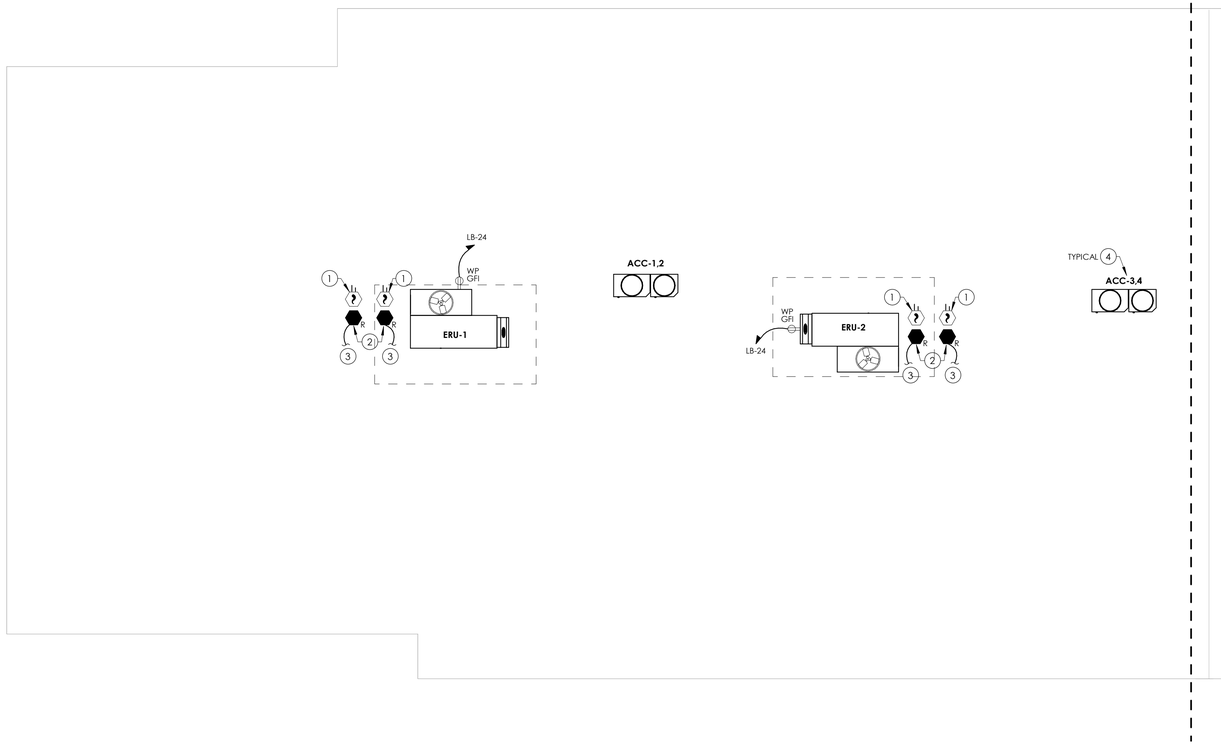

1 / E210 **ROOF NEW WORK PLAN - AREA A**
1/8" = 1'-0"

GENERAL NOTES

A. FOR ALL 120V DEVICES SHOWN, WIRE WITH (2)#12, #12G IN 3/4"C AND CONNECT TO 20A/1P CIRCUIT BREAKER IN PANEL INDICATED TO CIRCUIT INDICATED ADJACENT TO DEVICE.

B. ALL CIRCUITS OVER 100' SHALL BE WIRED WITH #10 THHN.

KEY NOTES

1. PROVIDE DUCT SMOKE DETECTOR FOR RETURN AND SUPPLY LINES OF RTU'S SHOWN HERE FOR CLARITY BUT ARE IN FIRST FLOOR CEILING PLAN. PROVIDE FAN SHUT DOWN RELAYS SO THAT UNIT WILL SHUT DOWN ALL FANS ASSOCIATED WITH UNIT ON ACTIVATION OF THE BUILDING FIRE ALARM PANEL.
2. PROVIDE FAN SHUT DOWN RELAYS AT HVAC EQUIPMENT CONTROLS. INTERCONNECT RELAYS TO BUILDING FIRE ALARM SYSTEM TO SHUT DOWN FAN MOTORS WHEN THE FIRE ALARM IS ACTIVATED.
3. PROVIDE ASSOCIATED REMOTE TEST SWITCHES IN CEILING SPACE BELOW.
4. ALL MECHANICAL EQUIPMENT POWER REQUIREMENTS ARE NOTED ON DRAWINGS E901, E902, AND E903. LABEL INDICATES EQUIPMENT TAG. REFER TO RESPECTIVE TAG ON DRAWINGS NOTED.

KEY PLAN:

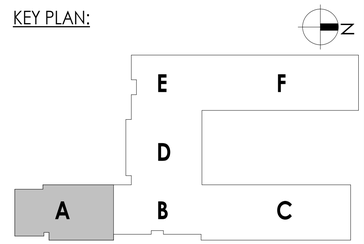

CPL | Architecture Engineering Planning
50 Front Street Suite 202,
Newburgh, NY 12550
CPLteam.com

SOUTH ORANGETOWN Central School District
Capital Improvements Bond
Essential Infrastructure for Student Health, Safety and Success

PROJECT INFORMATION

Project Number
14457.20

Client Name
SOUTH ORANGETOWN CENTRAL SCHOOL DISTRICT

Project Name
PHASE 1: 2022 BOND

District Office Address
160 VAN WYCK RD, BLAUVELT, NY 10913

SOUTH ORANGETOWN CSD
- ■ WILLIAM O. SCHAEFER SED# 50-03-01-06-0-012-019
- ☐ COTTAGE LANE ELEMENTARY SED#:50-03-01-06-0-010-022
- ☐ TAPPAN ZEE HIGH SCHOOL SED#:50-03-01-06-0-006-032
- ☐ WILLIAM O. SCHAEFER S&L SED#: 50-03-01-06-0-012-020
- ☐ COTTAGE LANE S&L SED#: 50-03-01-06-0-010-023
- ☐ COTTAGE LANE LIBRARY S&L SED#: 50-03-01-06-8-023-002
- ☐ WOS OUTDOOR CLASSROOM SED#: 50-03-01-06-7-053-001
- ☐ SOMS OUTDOOR CLASSROOM SED#: 50-03-01-06-7-056-001
- ☐ CLE OUTDOOR CLASSROOM SED#: 50-03-01-06-7-054-001
- ☐ TZHS OUTDOOR CLASSROOM SED#: 50-03-01-06-7-055-001

PROJECT ISSUE & REVISION SCHEDULE

No.	Date	Description

PROFESSIONAL STAMPS

NEW YORK STATE EDUCATION STATEMENT

IT IS A VIOLATION OF THE NEW YORK STATE EDUCATION LAW AND THE COMMISSIONER'S REGULATIONS FOR ANY PERSON, UNLESS ACTING UNDER THE DIRECTION OF A LICENSED ARCHITECT, ENGINEER OR LAND SURVEYOR, TO ALTER AN ITEM IN ANY WAY. IF AN ITEM BEARING THE SEAL OF AN ARCHITECT, ENGINEER OR SURVEYOR IS ALTERED, THE ALTERING PARTY SHALL AFFIX TO THE ITEM THEIR SEAL AND THE NOTATION "ALTERED BY" FOLLOWED BY THEIR SIGNATURE AND THE DATE OF SUCH ALTERATION, AND A SPECIFIC DESCRIPTION OF THE ALTERATION.

SHEET INFORMATION

Issued	Scale
10/18/2023	AS NOTED

Project Status
BID DOCUMENTS

Drawn By	Checked By
MAY	JBT

Drawing Title
ROOF NEW WORK PLAN - AREA A

Drawing Number
WOS
E210

10/18/2023 9:47:09 AM <project location> REVIT PROJECT FILES ON BIM360

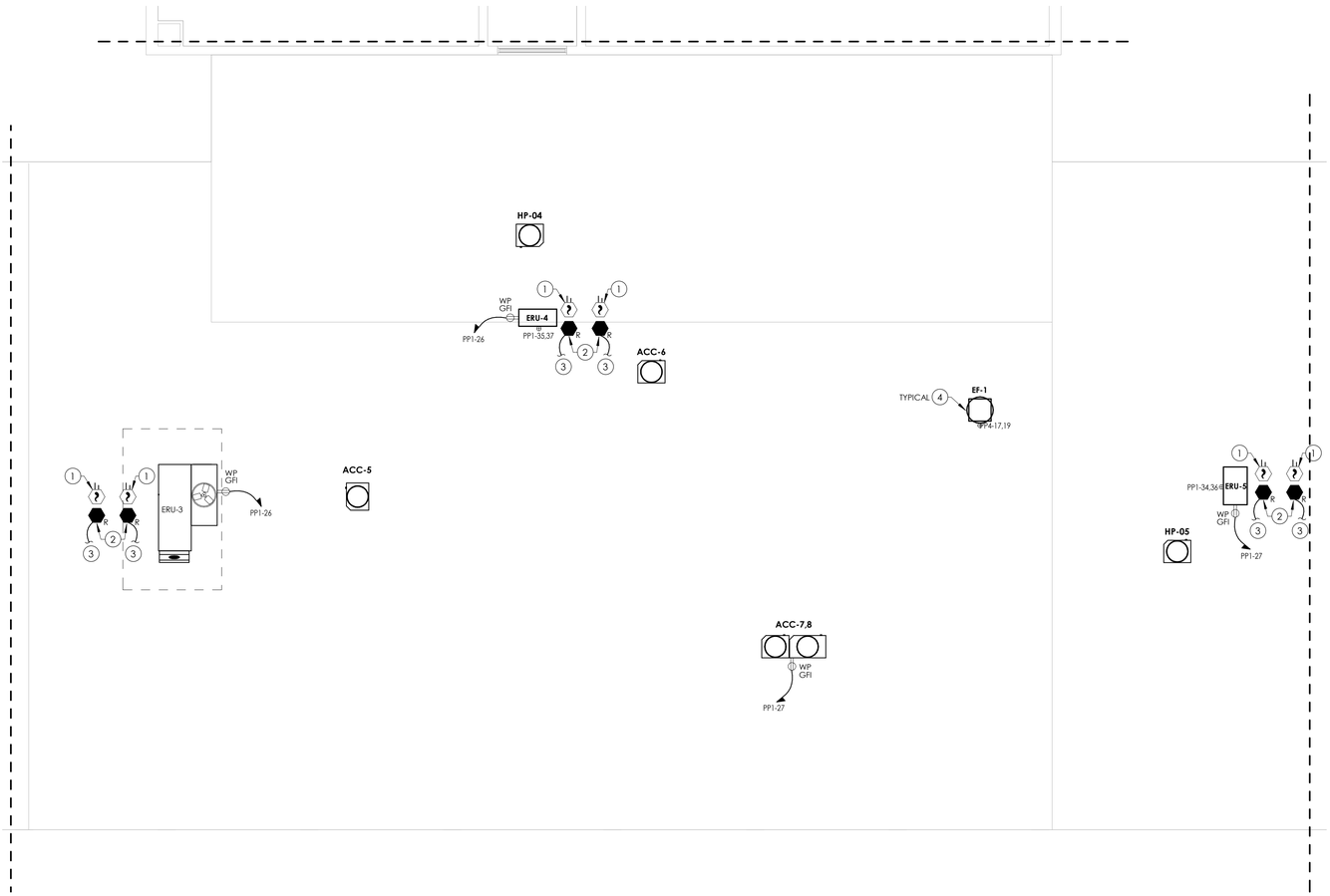

1
E211

ROOF NEW WORK PLAN - AREA B

1/8" = 1'-0"

GENERAL NOTES

A. FOR ALL 120V DEVICES SHOWN, WIRE WITH (2)#12, #12G IN 3/4"C AND CONNECT TO 20A/1P CIRCUIT BREAKER IN PANEL INDICATED TO CIRCUIT INDICATED ADJACENT TO DEVICE.

B. ALL CIRCUITS OVER 100' SHALL BE WIRED WITH #10 THHN.

KEY NOTES

1. PROVIDE DUCT SMOKE DETECTOR FOR RETURN AND SUPPLY LINES OF RTU'S. SHOWN HERE FOR CLARITY BUT ARE IN FIRST FLOOR CEILING PLAN. PROVIDE FAN SHUT DOWN RELAYS SO THAT UNIT WILL SHUT DOWN ALL FANS ASSOCIATED WITH UNIT ON ACTIVATION OF THE BUILDING FIRE ALARM PANEL.
2. PROVIDE FAN SHUT DOWN RELAYS AT HVAC EQUIPMENT CONTROLS. INTERCONNECT RELAYS TO BUILDING FIRE ALARM SYSTEM TO SHUT DOWN FAN MOTORS WHEN THE FIRE ALARM IS ACTIVATED.
3. PROVIDE ASSOCIATED REMOTE TEST SWITCHES IN CEILING SPACE BELOW.
4. ALL MECHANICAL EQUIPMENT POWER REQUIREMENTS ARE NOTED ON DRAWINGS E901, E902, AND E903. LABEL INDICATES EQUIPMENT TAG. REFER TO RESPECTIVE TAG ON DRAWINGS NOTED.

KEY PLAN:

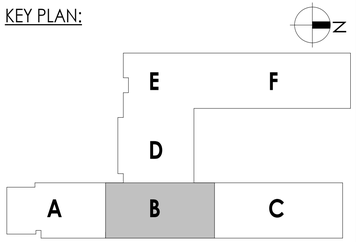

CPL | Architecture Engineering Planning
50 Front Street Suite 202,
Newburgh, NY 12550
CPLteam.com

SOUTH ORANGETOWN Central School District
Capital Improvements Bond
Essential Infrastructure for Student Health, Safety and Success

PROJECT INFORMATION

Project Number
14457.20

Client Name
SOUTH ORANGETOWN CENTRAL SCHOOL DISTRICT

Project Name
PHASE 1: 2022 BOND

District Office Address
160 VAN WYCK RD, BLAUVELT, NY 10913

SOUTH ORANGETOWN CSD
- ■ WILLIAM O. SCHAEFER SED# 50-03-01-06-0-012-019
- ☐ COTTAGE LANE ELEMENTARY SED#:50-03-01-06-0-010-022
- ☐ TAPPAN ZEE HIGH SCHOOL SED#:50-03-01-06-0-006-032
- ☐ WILLIAM O. SCHAEFER S&L SED#: 50-03-01-06-0-012-020
- ☐ COTTAGE LANE S&L SED#: 50-03-01-06-0-010-023
- ☐ COTTAGE LANE LIBRARY S&L SED#: 50-03-01-06-8-023-002
- ☐ WOS OUTDOOR CLASSROOM SED#: 50-03-01-06-7-053-001
- ☐ SOMS OUTDOOR CLASSROOM SED#: 50-03-01-06-7-056-001
- ☐ CLE OUTDOOR CLASSROOM SED#: 50-03-01-06-7-054-001
- ☐ TZHS OUTDOOR CLASSROOM SED#: 50-03-01-06-7-055-001

PROJECT ISSUE & REVISION SCHEDULE

No.	Date	Description

PROFESSIONAL STAMPS

NEW YORK STATE EDUCATION STATEMENT

IT IS A VIOLATION OF THE NEW YORK STATE EDUCATION LAW AND THE COMMISSIONER'S REGULATIONS FOR ANY PERSON, UNLESS ACTING UNDER THE DIRECTION OF A LICENSED ARCHITECT, ENGINEER OR LAND SURVEYOR, TO ALTER AN ITEM IN ANY WAY. IF AN ITEM BEARING THE SEAL OF AN ARCHITECT, ENGINEER OR SURVEYOR IS ALTERED, THE ALTERING PARTY SHALL AFFIX TO THE ITEM THEIR SEAL AND THE NOTATION "ALTERED BY" FOLLOWED BY THEIR SIGNATURE AND THE DATE OF SUCH ALTERATION, AND A SPECIFIC DESCRIPTION OF THE ALTERATION.

SHEET INFORMATION

Issued	Scale
10/18/2023	AS NOTED

Project Status
BID DOCUMENTS

Drawn By	Checked By
MAY	JBT

Drawing Title
ROOF NEW WORK PLAN - AREA B

Drawing Number
WOS
E211

10/18/2023 9:47:10 AM <project location> REVIT PROJECT FILES ON BIM360

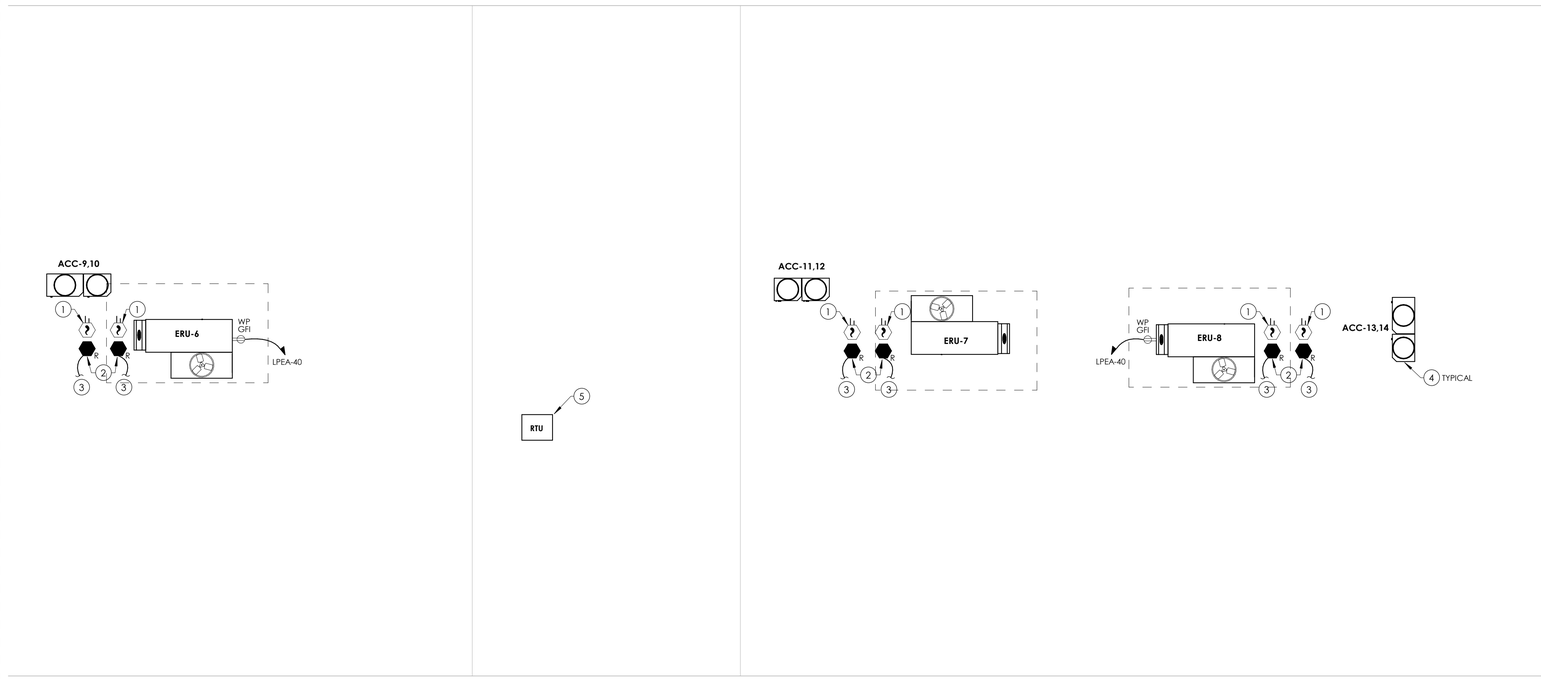

1 E212 **ROOF NEW WORK PLAN - AREA C**

1/8" = 1'-0"

GENERAL NOTES

A. FOR ALL 120V DEVICES SHOWN, WIRE WITH (2)#12, #12G IN 3/4"C AND CONNECT TO 20A/1P CIRCUIT BREAKER IN PANEL INDICATED TO CIRCUIT INDICATED ADJACENT TO DEVICE.

B. ALL CIRCUITS OVER 100' SHALL BE WIRED WITH #10 THHN.

KEY NOTES

1. PROVIDE DUCT SMOKE DETECTOR FOR RETURN AND SUPPLY LINES OF RTU'S. SHOWN HERE FOR CLARITY BUT ARE IN FIRST FLOOR CEILING PLAN. PROVIDE FAN SHUT DOWN RELAYS SO THAT UNIT WILL SHUT DOWN ALL FANS ASSOCIATED WITH UNIT ON ACTIVATION OF THE BUILDING FIRE ALARM PANEL.
2. PROVIDE FAN SHUT DOWN RELAYS AT HVAC EQUIPMENT CONTROLS. INTERCONNECT RELAYS TO BUILDING FIRE ALARM SYSTEM TO SHUT DOWN FAN MOTORS WHEN THE FIRE ALARM IS ACTIVATED.
3. PROVIDE ASSOCIATED REMOTE TEST SWITCHES IN CEILING SPACE BELOW.
4. ALL MECHANICAL EQUIPMENT POWER REQUIREMENTS ARE NOTED ON DRAWINGS E901, E902, AND E903. LABEL INDICATES EQUIPMENT TAG. REFER TO RESPECTIVE TAG ON DRAWINGS NOTED.
5. CONNECT NEW RTU TO EXISTING TAGGED CIRCUITRY. REWORK/EXTEND EXISTING CONDUIT AND WIRING TO ACCOMMODATE NEW UNIT.

KEY PLAN:

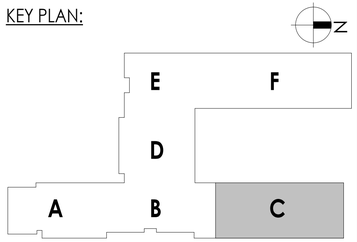

CPL | Architecture Engineering Planning
50 Front Street Suite 202,
Newburgh, NY 12550
CPLteam.com

SOUTH ORANGETOWN Central School District

Capital Improvements Bond

Essential Infrastructure for Student Health, Safety and Success

PROJECT INFORMATION

Project Number
14457.20

Client Name
SOUTH ORANGETOWN CENTRAL SCHOOL DISTRICT

Project Name
PHASE 1: 2022 BOND

District Office Address
160 VAN WYCK RD, BLAUVELT, NY 10913

SOUTH ORANGETOWN CSD

- ■ WILLIAM O. SCHAEFER SED# 50-03-01-06-0-012-019
- ☐ COTTAGE LANE ELEMENTARY SED#:50-03-01-06-0-010-022
- ☐ TAPPAN ZEE HIGH SCHOOL SED#:50-03-01-06-0-006-032
- ☐ WILLIAM O. SCHAEFER S&L SED#: 50-03-01-06-0-012-020
- ☐ COTTAGE LANE S&L SED#: 50-03-01-06-0-010-023
- ☐ COTTAGE LANE LIBRARY S&L SED#: 50-03-01-06-8-023-002
- ☐ WOS OUTDOOR CLASSROOM SED#: 50-03-01-06-7-053-001
- ☐ SOMS OUTDOOR CLASSROOM SED#: 50-03-01-06-7-056-001
- ☐ CLE OUTDOOR CLASSROOM SED#: 50-03-01-06-7-054-001
- ☐ TZHS OUTDOOR CLASSROOM SED#: 50-03-01-06-7-055-001

PROJECT ISSUE & REVISION SCHEDULE

No.	Date	Description

PROFESSIONAL STAMPS

NEW YORK STATE EDUCATION STATEMENT

IT IS A VIOLATION OF THE NEW YORK STATE EDUCATION LAW AND THE COMMISSIONER'S REGULATIONS FOR ANY PERSON, UNLESS ACTING UNDER THE DIRECTION OF A LICENSED ARCHITECT, ENGINEER OR LAND SURVEYOR, TO ALTER AN ITEM IN ANY WAY. IF AN ITEM BEARING THE SEAL OF AN ARCHITECT, ENGINEER OR SURVEYOR IS ALTERED, THE ALTERING PARTY SHALL AFFIX TO THE ITEM THEIR SEAL AND THE NOTATION "ALTERED BY" FOLLOWED BY THEIR SIGNATURE AND THE DATE OF SUCH ALTERATION, AND A SPECIFIC DESCRIPTION OF THE ALTERATION.

SHEET INFORMATION

Issued	Scale
10/18/2023	AS NOTED

Project Status
BID DOCUMENTS

Drawn By	Checked By
MAY	JBT

Drawing Title
ROOF NEW WORK PLAN - AREA C

Drawing Number
WOS
E212

10/18/2023 9:47:11 AM <project location> REVIT PROJECT FILES ON BIM360

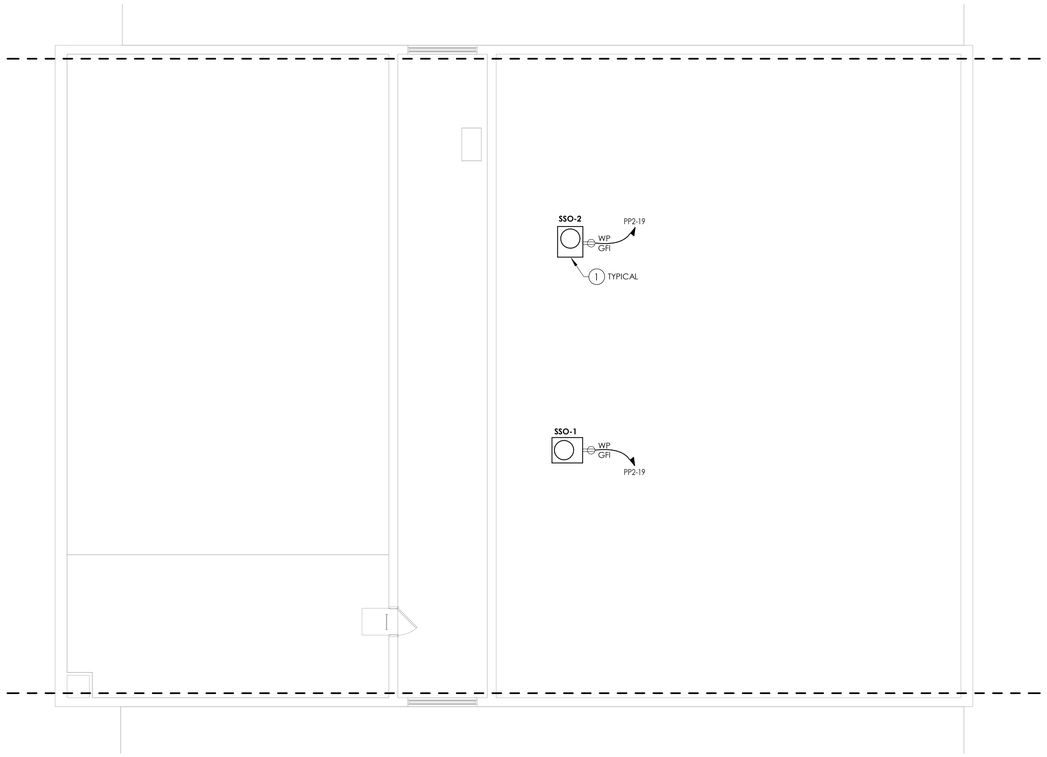

1 / E213 **ROOF NEW WORK PLAN - AREA D**
1/8" = 1'-0"

GENERAL NOTES

A. FOR ALL 120V DEVICES SHOWN, WIRE WITH (2)#12, #12G IN 3/4"C AND CONNECT TO 20A/1P CIRCUIT BREAKER IN PANEL INDICATED TO CIRCUIT INDICATED ADJACENT TO DEVICE.

B. ALL CIRCUITS OVER 100' SHALL BE WIRED WITH #10 THHN.

KEY NOTES

1. ALL MECHANICAL EQUIPMENT POWER REQUIREMENTS ARE NOTED ON DRAWINGS E901, E902, AND E903. LABEL INDICATES EQUIPMENT TAG. REFER TO RESPECTIVE TAG ON DRAWINGS NOTED.

KEY PLAN:

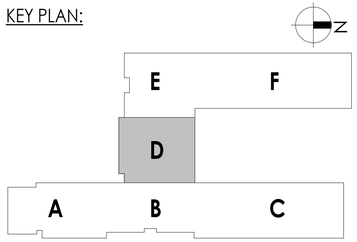

CPL | Architecture Engineering Planning
50 Front Street Suite 202,
Newburgh, NY 12550
CPLteam.com

SOUTH ORANGETOWN Central School District
Capital Improvements Bond
Essential Infrastructure for Student Health, Safety and Success

PROJECT INFORMATION

Project Number
14457.20

Client Name
SOUTH ORANGETOWN CENTRAL SCHOOL DISTRICT

Project Name
PHASE 1: 2022 BOND

District Office Address
160 VAN WYCK RD, BLAUVELT, NY 10913

SOUTH ORANGETOWN CSD
- ■ WILLIAM O. SCHAEFER SED#:50-03-01-06-0-012-019
- ☐ COTTAGE LANE ELEMENTARY SED#:50-03-01-06-0-010-022
- ☐ TAPPAN ZEE HIGH SCHOOL SED#:50-03-01-06-0-006-032
- ☐ WILLIAM O. SCHAEFER S&L SED#: 50-03-01-06-0-012-020
- ☐ COTTAGE LANE S&L SED#: 50-03-01-06-0-010-023
- ☐ COTTAGE LANE LIBRARY S&L SED#: 50-03-01-06-8-023-002
- ☐ WOS OUTDOOR CLASSROOM SED#: 50-03-01-06-7-053-001
- ☐ SOMS OUTDOOR CLASSROOM SED#: 50-03-01-06-7-056-001
- ☐ CLE OUTDOOR CLASSROOM SED#: 50-03-01-06-7-054-001
- ☐ TZHS OUTDOOR CLASSROOM SED#: 50-03-01-06-7-055-001

PROJECT ISSUE & REVISION SCHEDULE

No.	Date	Description

PROFESSIONAL STAMPS

NEW YORK STATE EDUCATION STATEMENT
IT IS A VIOLATION OF THE NEW YORK STATE EDUCATION LAW AND THE COMMISSIONER'S REGULATIONS FOR ANY PERSON, UNLESS ACTING UNDER THE DIRECTION OF A LICENSED ARCHITECT, ENGINEER OR LAND SURVEYOR, TO ALTER AN ITEM IN ANY WAY. IF AN ITEM BEARING THE SEAL OF AN ARCHITECT, ENGINEER OR SURVEYOR IS ALTERED, THE ALTERING PARTY SHALL AFFIX TO THE ITEM THEIR SEAL AND THE NOTATION "ALTERED BY" FOLLOWED BY THEIR SIGNATURE AND THE DATE OF SUCH ALTERATION, AND A SPECIFIC DESCRIPTION OF THE ALTERATION.

SHEET INFORMATION

Issued	Scale
10/18/2023	AS NOTED

Project Status
BID DOCUMENTS

Drawn By	Checked By
MAY	JBT

Drawing Title
ROOF NEW WORK PLAN - AREA D

Drawing Number
WOS
E213

10/18/2023 9:47:11 AM <project location> REVIT PROJECT FILES ON BIM360

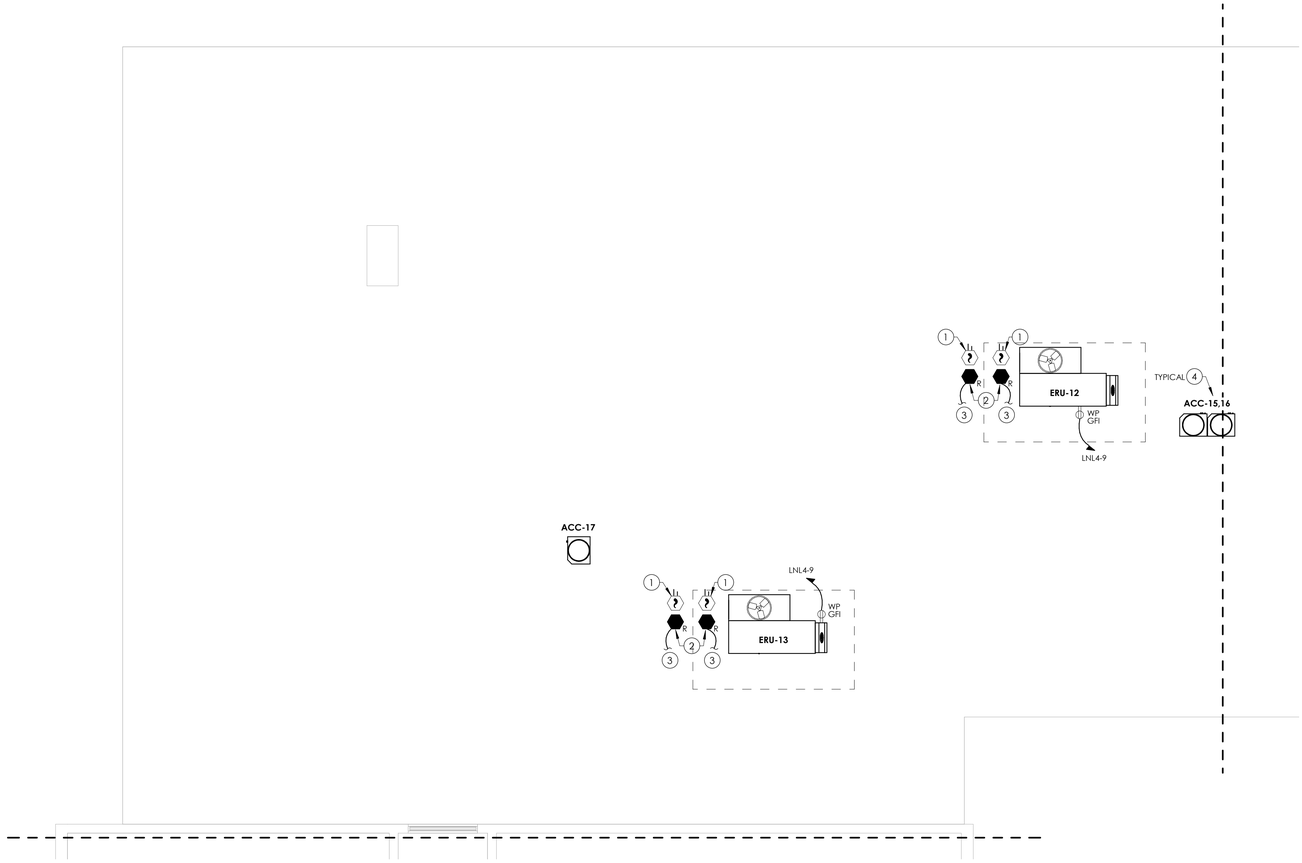

1 E214 **ROOF NEW WORK PLAN - AREA E**

1/8" = 1'-0"

GENERAL NOTES

A. FOR ALL 120V DEVICES SHOWN, WIRE WITH (2)#12, #12G IN 3/4"C AND CONNECT TO 20A/1P CIRCUIT BREAKER IN PANEL INDICATED TO CIRCUIT INDICATED ADJACENT TO DEVICE.

B. ALL CIRCUITS OVER 100' SHALL BE WIRED WITH #10 THHN.

KEY NOTES

1. PROVIDE DUCT SMOKE DETECTOR FOR RETURN AND SUPPLY LINES OF RTU'S. SHOWN HERE FOR CLARITY BUT ARE IN FIRST FLOOR CEILING PLAN. PROVIDE FAN SHUT DOWN RELAYS SO THAT UNIT WILL SHUT DOWN ALL FANS ASSOCIATED WITH UNIT ON ACTIVATION OF THE BUILDING FIRE ALARM PANEL.
2. PROVIDE FAN SHUT DOWN RELAYS AT HVAC EQUIPMENT CONTROLS. INTERCONNECT RELAYS TO BUILDING FIRE ALARM SYSTEM TO SHUT DOWN FAN MOTORS WHEN THE FIRE ALARM IS ACTIVATED.
3. PROVIDE ASSOCIATED REMOTE TEST SWITCHES IN CEILING SPACE BELOW.
4. ALL MECHANICAL EQUIPMENT POWER REQUIREMENTS ARE NOTED ON DRAWINGS E901, E902, AND E903. LABEL INDICATES EQUIPMENT TAG. REFER TO RESPECTIVE TAG ON DRAWINGS NOTED.

KEY PLAN:

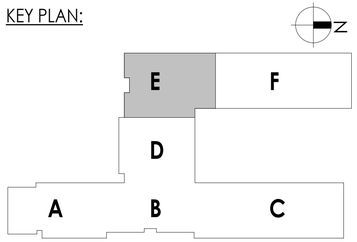

CPL | Architecture Engineering Planning
50 Front Street Suite 202,
Newburgh, NY 12550
CPLteam.com

SOUTH ORANGETOWN Central School District
Capital Improvements Bond
Essential Infrastructure for Student Health, Safety and Success

PROJECT INFORMATION

Project Number
14457.20

Client Name
SOUTH ORANGETOWN CENTRAL SCHOOL DISTRICT

Project Name
PHASE 1: 2022 BOND

District Office Address
160 VAN WYCK RD, BLAUVELT, NY 10913

SOUTH ORANGETOWN CSD
- ■ WILLIAM O. SCHAEFER SED#:50-03-01-06-0-012-019
- ☐ COTTAGE LANE ELEMENTARY SED#:50-03-01-06-0-010-022
- ☐ TAPPAN ZEE HIGH SCHOOL SED#:50-03-01-06-0-006-032
- ☐ WILLIAM O. SCHAEFER S&L SED#: 50-03-01-06-0-012-020
- ☐ COTTAGE LANE S&L SED#: 50-03-01-06-0-010-023
- ☐ COTTAGE LANE LIBRARY S&L SED#: 50-03-01-06-8-023-002
- ☐ WOS OUTDOOR CLASSROOM SED#: 50-03-01-06-7-053-001
- ☐ SOMS OUTDOOR CLASSROOM SED#: 50-03-01-06-7-056-001
- ☐ CLE OUTDOOR CLASSROOM SED#: 50-03-01-06-7-054-001
- ☐ TDHS OUTDOOR CLASSROOM SED#: 50-03-01-06-7-055-001

PROJECT ISSUE & REVISION SCHEDULE

No.	Date	Description

PROFESSIONAL STAMPS

NEW YORK STATE EDUCATION STATEMENT

IT IS A VIOLATION OF THE NEW YORK STATE EDUCATION LAW AND THE COMMISSIONER'S REGULATIONS FOR ANY PERSON, UNLESS ACTING UNDER THE DIRECTION OF A LICENSED ARCHITECT, ENGINEER OR LAND SURVEYOR, TO ALTER AN ITEM IN ANY WAY. IF AN ITEM BEARING THE SEAL OF AN ARCHITECT, ENGINEER OR SURVEYOR IS ALTERED, THE ALTERING PARTY SHALL AFFIX TO THE ITEM THEIR SEAL AND THE NOTATION "ALTERED BY" FOLLOWED BY THEIR SIGNATURE AND THE DATE OF SUCH ALTERATION, AND A SPECIFIC DESCRIPTION OF THE ALTERATION.

SHEET INFORMATION

Issued	Scale
10/18/2023	AS NOTED

Project Status
BID DOCUMENTS

Drawn By	Checked By
Author	Checker

Drawing Title
ROOF NEW WORK PLAN - AREA E

Drawing Number
WOS
E214

10/18/2023 9:47:11 AM <project location> REVIT PROJECT FILES ON BIM360

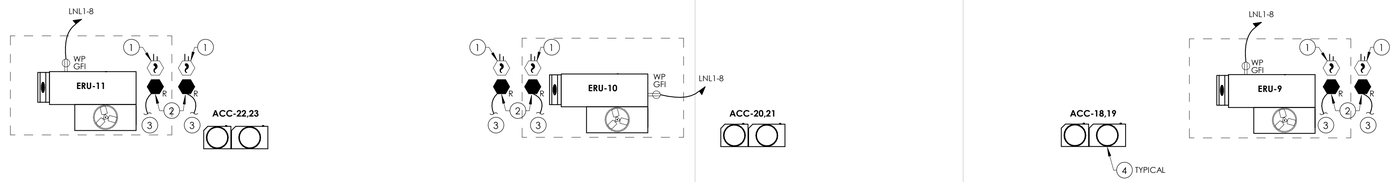

1
E215

ROOF NEW WORK PLAN - AREA F

1/8" = 1'-0"

GENERAL NOTES

A. FOR ALL 120V DEVICES SHOWN, WIRE WITH (2)#12, #12G IN 3/4"C AND CONNECT TO 20A/1P CIRCUIT BREAKER IN PANEL INDICATED TO CIRCUIT INDICATED ADJACENT TO DEVICE.

B. ALL CIRCUITS OVER 100' SHALL BE WIRED WITH #10 THHN.

KEY NOTES

1. PROVIDE DUCT SMOKE DETECTOR FOR RETURN AND SUPPLY LINES OF RTU'S. SHOWN HERE FOR CLARITY BUT ARE IN FIRST FLOOR CEILING PLAN. PROVIDE FAN SHUT DOWN RELAYS SO THAT UNIT WILL SHUT DOWN ALL FANS ASSOCIATED WITH UNIT ON ACTIVATION OF THE BUILDING FIRE ALARM PANEL.
2. PROVIDE FAN SHUT DOWN RELAYS AT HVAC EQUIPMENT CONTROLS. INTERCONNECT RELAYS TO BUILDING FIRE ALARM SYSTEM TO SHUT DOWN FAN MOTORS WHEN THE FIRE ALARM IS ACTIVATED.
3. PROVIDE ASSOCIATED REMOTE TEST SWITCHES IN CEILING SPACE BELOW.
4. ALL MECHANICAL EQUIPMENT POWER REQUIREMENTS ARE NOTED ON DRAWINGS E901, E902, AND E903. LABEL INDICATES EQUIPMENT TAG. REFER TO RESPECTIVE TAG ON DRAWINGS NOTED.

KEY PLAN:

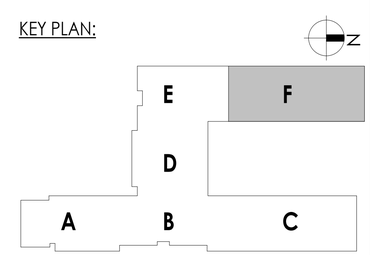

CPL | Architecture Engineering Planning
50 Front Street Suite 202,
Newburgh, NY 12550
CPLteam.com

SOUTH ORANGETOWN Central School District
Capital Improvements Bond
Essential Infrastructure for Student Health, Safety and Success

PROJECT INFORMATION

Project Number
14457.20

Client Name
SOUTH ORANGETOWN CENTRAL SCHOOL DISTRICT

Project Name
PHASE 1: 2022 BOND

District Office Address
160 VAN WYCK RD, BLAUVELT, NY 10913

SOUTH ORANGETOWN CSD
- ■ WILLIAM O. SCHAEFER SED# 50-03-01-06-0-012-019
- ☐ COTTAGE LANE ELEMENTARY SED#:50-03-01-06-0-010-022
- ☐ TAPPAN ZEE HIGH SCHOOL SED#:50-03-01-06-0-006-032
- ☐ WILLIAM O. SCHAEFER S&L SED#: 50-03-01-06-0-012-020
- ☐ COTTAGE LANE S&L SED#: 50-03-01-06-0-010-023
- ☐ COTTAGE LANE LIBRARY S&L SED#: 50-03-01-06-8-023-002
- ☐ WOS OUTDOOR CLASSROOM SED#: 50-03-01-06-7-053-001
- ☐ SOMS OUTDOOR CLASSROOM SED#: 50-03-01-06-7-056-001
- ☐ CLE OUTDOOR CLASSROOM SED#: 50-03-01-06-7-054-001
- ☐ TZHS OUTDOOR CLASSROOM SED#: 50-03-01-06-7-055-001

PROJECT ISSUE & REVISION SCHEDULE

No.	Date	Description

PROFESSIONAL STAMPS

NEW YORK STATE EDUCATION STATEMENT
IT IS A VIOLATION OF THE NEW YORK STATE EDUCATION LAW AND THE COMMISSIONER'S RULES AND REGULATIONS FOR ANY PERSON, UNLESS ACTING UNDER THE DIRECTION OF A LICENSED ARCHITECT, ENGINEER OR LAND SURVEYOR, TO ALTER AN ITEM IN ANY WAY. IF AN ITEM BEARING THE SEAL OF AN ARCHITECT, ENGINEER OR SURVEYOR IS ALTERED, THE ALTERING PARTY SHALL AFFIX TO THE ITEM THEIR SEAL AND THE NOTATION "ALTERED BY" FOLLOWED BY THEIR SIGNATURE AND THE DATE OF SUCH ALTERATION, AND A SPECIFIC DESCRIPTION OF THE ALTERATION.

SHEET INFORMATION

Issued	Scale
10/18/2023	AS NOTED

Project Status
BID DOCUMENTS

Drawn By	Checked By
MAY	JBT

Drawing Title
ROOF NEW WORK PLAN - AREA F

Drawing Number
WOS
E215

10/18/2023 9:47:12 AM <project location> REVIT PROJECT FILES ON BIM360

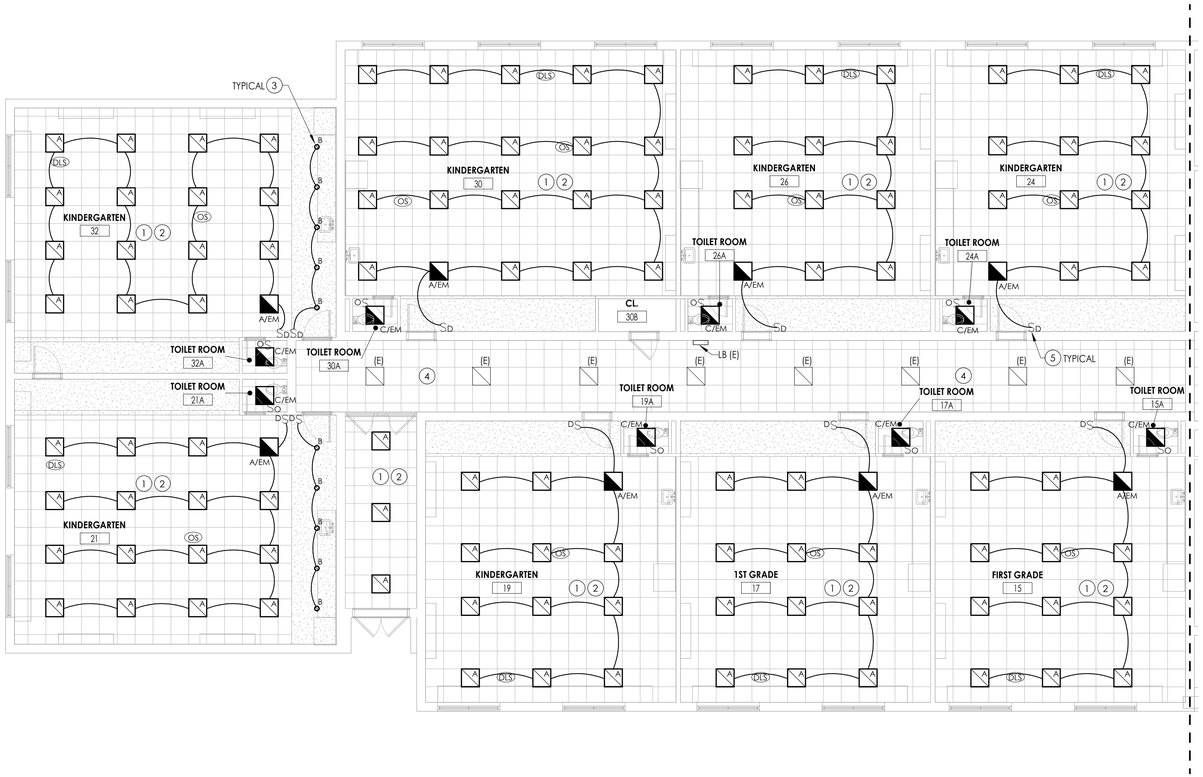

1 E300 **FIRST FLOOR LIGHTING PLAN - AREA A**
1/8" = 1'-0"

GENERAL NOTES

A. FIXTURE TYPE MARK IS INDICATED ADJACENT TO NEW LIGHT FIXTURES. REFER TO LUMINAIRE SCHEDULE ON DRAWING WOS-E900 FOR FIXTURE DESCRIPTIONS AND NOTES.

B. INSTALL LOW-VOLTAGE SENSORS AS SHOWN. PROVIDE ALL LOW-VOLTAGE WIRING BETWEEN SENSORS, SWITCHES, CONTROLLERS, AND LUMINAIRES.

C. PROVIDE ANY ADDITIONAL POWER SUPPLIES OR OTHER MISCELLANEOUS COMPONENTS REQUIRED FOR A COMPLETE OPERATIONAL LIGHTING SYSTEM TO MEET INTENT OF LIGHTING SEQUENCE OF OPERATION AS SHOWN.

D. ALL FIXTURES INDICATED WITH "EM" DESIGNATION SHALL HAVE EMERGENCY BATTERY BACKUP.

KEY NOTES

1. CONNECT NEW LIGHT FIXTURES TO EXISTING TAGGED CIRCUIT HOMERUN TO PANELBOARD. REWORK/EXTEND WIRING AS NECESSARY TO ACCOMMODATE FIXTURES.
2. NEW FIXTURES WITHIN ROOM TO BE WIRED TOGETHER USING (2) #12, (1) #12 GND.
3. NEW FIXTURES TO BE TIED INTO EXISTING CIRCUITRY WITH (2) #12, (1) #12 GND.
4. EXISTING LIGHT FIXTURES AND CEILING MOUNTED DEVICES TO BE RE-INSTALLED BACK IN CEILING AS NECCESSARY TO ACCOMMODATE ANY CEILING REMOVAL/REPLACEMENTS. CONNECT ALL FIXTURES AND DEVICES TO EXISTING TAGGED WIRING.
5. PROVIDE LOW VOLTAGE 4-BUTTON DIMMING SWITCH WITH ON/OFF AND RAISE/LOWER BUTTONS, UNLESS OTHERWISE NOTED.

KEY PLAN:

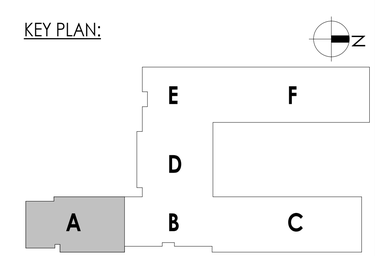

CPL | Architecture Engineering Planning
50 Front Street Suite 202,
Newburgh, NY 12550
CPLteam.com

SOUTH ORANGETOWN Central School District
Capital Improvements Bond
Essential Infrastructure for Student Health, Safety and Success

PROJECT INFORMATION

Project Number
14457.20

Client Name
SOUTH ORANGETOWN CENTRAL SCHOOL DISTRICT

Project Name
PHASE 1: 2022 BOND

District Office Address
160 VAN WYCK RD, BLAUVELT, NY 10913

SOUTH ORANGETOWN CSD
- ■ WILLIAM O. SCHAEFER SED#:50-03-01-06-0-012-019
- ☐ COTTAGE LANE ELEMENTARY SED#:50-03-01-06-0-010-022
- ☐ TAPPAN ZEE HIGH SCHOOL SED#:50-03-01-06-0-006-032
- ☐ WILLIAM O. SCHAEFER S&L SED#: 50-03-01-06-0-012-020
- ☐ COTTAGE LANE S&L SED#: 50-03-01-06-0-010-023
- ☐ COTTAGE LANE LIBRARY S&L SED#: 50-03-01-06-8-023-002
- ☐ WOS OUTDOOR CLASSROOM SED#: 50-03-01-06-7-053-001
- ☐ SOMS OUTDOOR CLASSROOM SED#: 50-03-01-06-7-056-001
- ☐ CLE OUTDOOR CLASSROOM SED#: 50-03-01-06-7-054-001
- ☐ TDHS OUTDOOR CLASSROOM SED#: 50-03-01-06-7-055-001

PROJECT ISSUE & REVISION SCHEDULE

No.	Date	Description

PROFESSIONAL STAMPS

NEW YORK STATE EDUCATION STATEMENT

IT IS A VIOLATION OF THE NEW YORK STATE EDUCATION LAW AND THE COMMISSIONER'S REGULATIONS FOR ANY PERSON, UNLESS ACTING UNDER THE DIRECTION OF A LICENSED ARCHITECT, ENGINEER OR LAND SURVEYOR, TO ALTER AN ITEM IN ANY WAY. IF AN ITEM BEARING THE SEAL OF AN ARCHITECT, ENGINEER OR SURVEYOR IS ALTERED, THE ALTERING PARTY SHALL AFFIX TO THE ITEM THEIR SEAL AND THE NOTATION "ALTERED BY" FOLLOWED BY THEIR SIGNATURE AND THE DATE OF SUCH ALTERATION, AND A SPECIFIC DESCRIPTION OF THE ALTERATION.

SHEET INFORMATION

Issued	Scale
10/18/2023	AS NOTED

Project Status
BID DOCUMENTS

Drawn By	Checked By
MAY	JBT

Drawing Title
FIRST FLOOR LIGHTING PLAN - AREA A

Drawing Number
WOS
E300

10/18/2023 9:47:14 AM <project location> REVIT PROJECT FILES ON BIM360

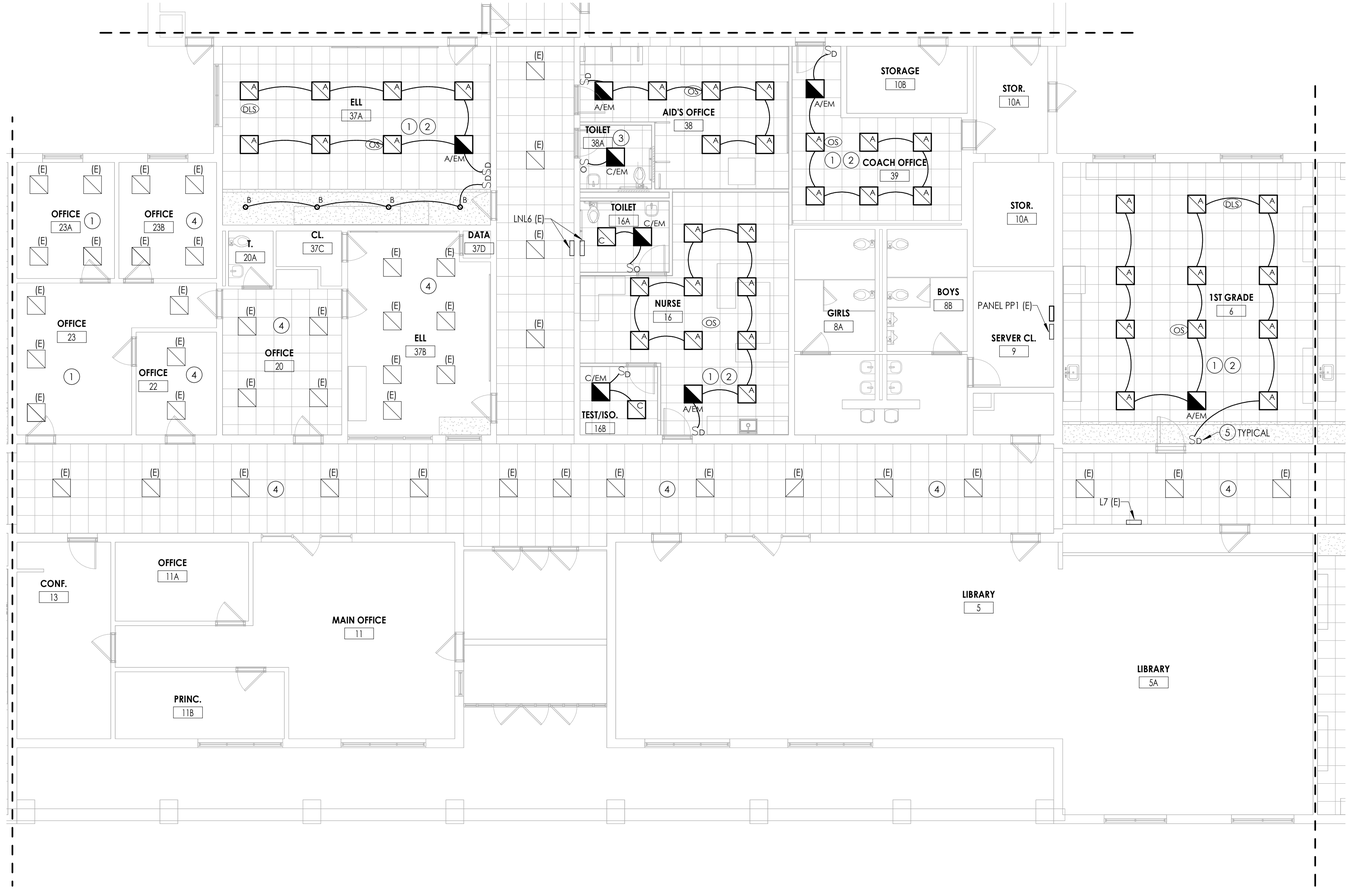

1
E301

FIRST FLOOR LIGHTING PLAN - AREA B

1/8" = 1'-0"

GENERAL NOTES

A. FIXTURE TYPE MARK IS INDICATED ADJACENT TO NEW LIGHT FIXTURES. REFER TO LUMINAIRE SCHEDULE ON DRAWING WOS-E900 FOR FIXTURE DESCRIPTIONS AND NOTES.

B. INSTALL LOW-VOLTAGE SENSORS AS SHOWN. PROVIDE ALL LOW-VOLTAGE WIRING BETWEEN SENSORS, SWITCHES, CONTROLLERS, AND LUMINAIRES.

C. PROVIDE ANY ADDITIONAL POWER SUPPLIES OR OTHER MISCELLANEOUS COMPONENTS REQUIRED FOR A COMPLETE OPERATIONAL LIGHTING SYSTEM TO MEET INTENT OF LIGHTING SEQUENCE OF OPERATION AS SHOWN.

D. ALL FIXTURES INDICATED WITH "EM" DESIGNATION SHALL HAVE EMERGENCY BATTERY BACKUP.

KEY NOTES

1. CONNECT NEW LIGHT FIXTURES TO EXISTING TAGGED CIRCUIT HOMERUN TO PANELBOARD. REWORK/EXTEND WIRING AS NECESSARY TO ACCOMMODATE FIXTURES.
2. NEW FIXTURES WITHIN ROOM TO BE WIRED TOGETHER USING (2) #12, (1) #12 GND.
3. NEW FIXTURES TO BE TIED INTO EXISTING CIRCUITRY WITH (2) #12, (1) #12 GND.
4. EXISTING LIGHT FIXTURES AND CEILING MOUNTED DEVICES TO BE RE-INSTALLED BACK IN CEILING AS NECCESSARY TO ACCOMMODATE ANY CEILING REMOVAL/REPLACEMENTS. CONNECT ALL FIXTURES AND DEVICES TO EXISTING TAGGED WIRING.
5. PROVIDE LOW VOLTAGE 4-BUTTON DIMMING SWITCH WITH ON/OFF AND RAISE/LOWER BUTTONS, UNLESS OTHERWISE NOTED.

KEY PLAN:

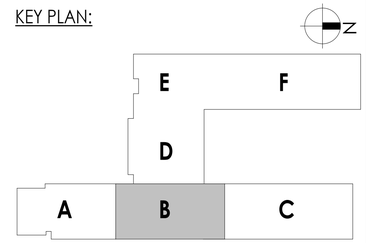

CPL | Architecture Engineering Planning
50 Front Street Suite 202,
Newburgh, NY 12550
CPLteam.com

SOUTH ORANGETOWN Central School District
Capital Improvements Bond
Essential Infrastructure for Student Health, Safety and Success

PROJECT INFORMATION

Project Number
14457.20

Client Name
SOUTH ORANGETOWN CENTRAL SCHOOL DISTRICT

Project Name
PHASE 1: 2022 BOND

District Office Address
160 VAN WYCK RD, BLAUVELT, NY 10913

SOUTH ORANGETOWN CSD
- [x] WILLIAM O. SCHAEFER SED#:50-03-01-06-0-012-019
- [ ] COTTAGE LANE ELEMENTARY SED#:50-03-01-06-0-010-022
- [ ] TAPPAN ZEE HIGH SCHOOL SED#:50-03-01-06-0-006-032
- [ ] WILLIAM O. SCHAEFER S&L SED#: 50-03-01-06-0-012-020
- [ ] COTTAGE LANE S&L SED#: 50-03-01-06-0-010-023
- [ ] COTTAGE LANE LIBRARY S&L SED#: 50-03-01-06-8-025-002
- [ ] WOS OUTDOOR CLASSROOM SED#: 50-03-01-06-7-053-001
- [ ] SOMS OUTDOOR CLASSROOM SED#: 50-03-01-06-7-056-001
- [ ] CLE OUTDOOR CLASSROOM SED#: 50-03-01-06-7-054-001
- [ ] TDHS OUTDOOR CLASSROOM SED#: 50-03-01-06-7-055-001

PROJECT ISSUE & REVISION SCHEDULE

No.	Date	Description

PROFESSIONAL STAMPS

NEW YORK STATE EDUCATION STATEMENT

IT IS A VIOLATION OF THE NEW YORK STATE EDUCATION LAW AND THE COMMISSIONER'S REGULATIONS FOR ANY PERSON, UNLESS ACTING UNDER THE DIRECTION OF A LICENSED ARCHITECT, ENGINEER OR LAND SURVEYOR, TO ALTER AN ITEM IN ANY WAY. IF AN ITEM BEARING THE SEAL OF AN ARCHITECT, ENGINEER OR SURVEYOR IS ALTERED, THE ALTERING PARTY SHALL AFFIX TO THE ITEM THEIR SEAL AND THE NOTATION "ALTERED BY" FOLLOWED BY THEIR SIGNATURE AND THE DATE OF SUCH ALTERATION, AND A SPECIFIC DESCRIPTION OF THE ALTERATION.

SHEET INFORMATION

Issued
10/18/2023

Scale
1/8" = 1'-0"

Project Status
BID DOCUMENTS

Drawn By
MAY

Checked By
JBT

Drawing Title
FIRST FLOOR LIGHTING PLAN - AREA B

Drawing Number
WOS
E301

GENERAL NOTES

A. FIXTURE TYPE MARK IS INDICATED ADJACENT TO NEW LIGHT FIXTURES. REFER TO LUMINAIRE SCHEDULE ON DRAWING WOS-E900 FOR FIXTURE DESCRIPTIONS AND NOTES.

B. INSTALL LOW-VOLTAGE SENSORS AS SHOWN. PROVIDE ALL LOW-VOLTAGE WIRING BETWEEN SENSORS, SWITCHES, CONTROLLERS, AND LUMINAIRES.

C. PROVIDE ANY ADDITIONAL POWER SUPPLIES OR OTHER MISCELLANEOUS COMPONENTS REQUIRED FOR A COMPLETE OPERATIONAL LIGHTING SYSTEM TO MEET INTENT OF LIGHTING SEQUENCE OF OPERATION AS SHOWN.

D. ALL FIXTURES INDICATED WITH "EM" DESIGNATION SHALL HAVE EMERGENCY BATTERY BACKUP.

KEY NOTES

1. CONNECT NEW LIGHT FIXTURES TO EXISTING TAGGED CIRCUIT HOMERUN TO PANELBOARD. REWORK/EXTEND WIRING AS NECESSARY TO ACCOMMODATE FIXTURES.
2. NEW FIXTURES WITHIN ROOM TO BE WIRED TOGETHER USING (2) #12, (1) #12 GND.
3. NEW FIXTURES TO BE TIED INTO EXISTING CIRCUITRY WITH (2) #12, (1) #12 GND.
4. EXISTING LIGHT FIXTURES AND CEILING MOUNTED DEVICES TO BE RE-INSTALLED BACK IN CEILING AS NECCESSARY TO ACCOMMODATE ANY CEILING REMOVAL/REPLACEMENTS. CONNECT ALL FIXTURES AND DEVICES TO EXISTING TAGGED WIRING.
5. PROVIDE LOW VOLTAGE 4-BUTTON DIMMING SWITCH WITH ON/OFF AND RAISE/LOWER BUTTONS, UNLESS OTHERWISE NOTED.



1 / E302 **FIRST FLOOR LIGHTING PLAN - AREA C**

1/8" = 1'-0"

KEY PLAN:

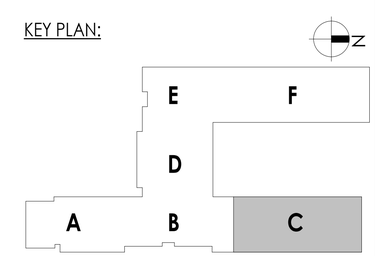

CPL | Architecture Engineering Planning
50 Front Street Suite 202,
Newburgh, NY 12550
CPLteam.com

SOUTH ORANGETOWN Central School District
Capital Improvements Bond
Essential Infrastructure for Student Health, Safety and Success

PROJECT INFORMATION

Project Number
14457.20

Client Name
SOUTH ORANGETOWN CENTRAL SCHOOL DISTRICT

Project Name
PHASE 1: 2022 BOND

District Office Address
160 VAN WYCK RD, BLAUVELT, NY 10913

SOUTH ORANGETOWN CSD
- ■ WILLIAM O. SCHAEFER SED# 50-03-01-06-0-012-019
- ☐ COTTAGE LANE ELEMENTARY SED#:50-03-01-06-0-010-022
- ☐ TAPPAN ZEE HIGH SCHOOL SED#:50-03-01-06-0-006-032
- ☐ WILLIAM O. SCHAEFER S&L SED#: 50-03-01-06-0-012-020
- ☐ COTTAGE LANE S&L SED#: 50-03-01-06-0-010-023
- ☐ COTTAGE LANE LIBRARY S&L SED#: 50-03-01-06-8-023-002
- ☐ WOS OUTDOOR CLASSROOM SED#: 50-03-01-06-7-053-001
- ☐ SOMS OUTDOOR CLASSROOM SED#: 50-03-01-06-7-056-001
- ☐ CLE OUTDOOR CLASSROOM SED#: 50-03-01-06-7-054-001
- ☐ TZHS OUTDOOR CLASSROOM SED#: 50-03-01-06-7-055-001

PROJECT ISSUE & REVISION SCHEDULE

No.	Date	Description

PROFESSIONAL STAMPS

NEW YORK STATE EDUCATION STATEMENT

IT IS A VIOLATION OF THE NEW YORK STATE EDUCATION LAW AND THE COMMISSIONER'S REGULATIONS FOR ANY PERSON, UNLESS ACTING UNDER THE DIRECTION OF A LICENSED ARCHITECT, ENGINEER OR LAND SURVEYOR, TO ALTER AN ITEM IN ANY WAY. IF AN ITEM BEARING THE SEAL OF AN ARCHITECT, ENGINEER OR SURVEYOR IS ALTERED, THE ALTERING PARTY SHALL AFFIX TO THE ITEM THEIR SEAL AND THE NOTATION "ALTERED BY" FOLLOWED BY THEIR SIGNATURE AND THE DATE OF SUCH ALTERATION, AND A SPECIFIC DESCRIPTION OF THE ALTERATION.

SHEET INFORMATION

Issued	Scale
10/18/2023	AS NOTED

Project Status
BID DOCUMENTS

Drawn By	Checked By
MAY	JBT

Drawing Title
FIRST FLOOR LIGHTING PLAN - AREA C

Drawing Number
WOS
E302

10/18/2023 9:47:17 AM <project location> REVIT PROJECT FILES ON BIM360

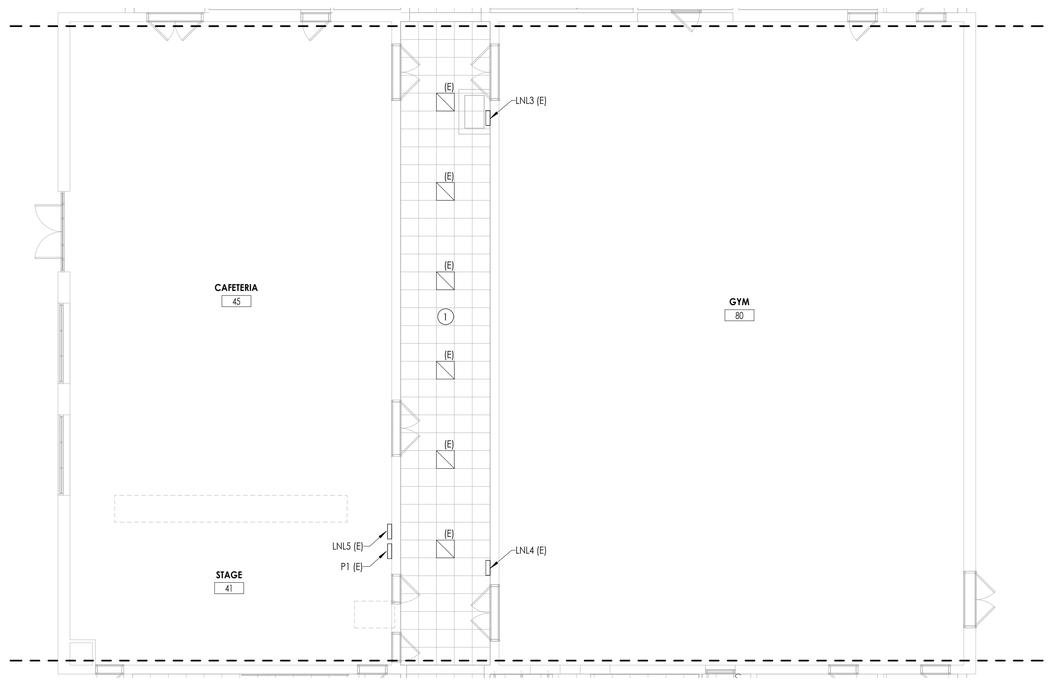

1 E303 **FIRST FLOOR LIGHTING PLAN - AREA D**

1/8" = 1'-0"

GENERAL NOTES

A. FIXTURE TYPE MARK IS INDICATED ADJACENT TO NEW LIGHT FIXTURES. REFER TO LUMINAIRE SCHEDULE ON DRAWING WOS-E900 FOR FIXTURE DESCRIPTIONS AND NOTES.

B. INSTALL LOW-VOLTAGE SENSORS AS SHOWN. PROVIDE ALL LOW-VOLTAGE WIRING BETWEEN SENSORS, SWITCHES, CONTROLLERS, AND LUMINAIRES.

C. PROVIDE ANY ADDITIONAL POWER SUPPLIES OR OTHER MISCELLANEOUS COMPONENTS REQUIRED FOR A COMPLETE OPERATIONAL LIGHTING SYSTEM TO MEET INTENT OF LIGHTING SEQUENCE OF OPERATION AS SHOWN.

D. ALL FIXTURES INDICATED WITH "EM" DESIGNATION SHALL HAVE EMERGENCY BATTERY BACKUP.

KEY NOTES

1. EXISTING LIGHT FIXTURES AND CEILING MOUNTED DEVICES TO BE RE-INSTALLED BACK IN CEILING AS NECCESSARY TO ACCOMMODATE ANY CEILING REMOVAL/REPLACEMENTS. CONNECT ALL FIXTURES AND DEVICES TO EXISTING TAGGED WIRING.

KEY PLAN:

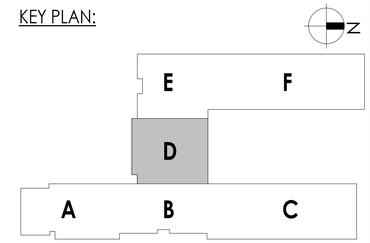

CPL | Architecture Engineering Planning
50 Front Street Suite 202,
Newburgh, NY 12550
CPLteam.com

SOUTH ORANGETOWN Central School District
Capital Improvements Bond
Essential Infrastructure for Student Health, Safety and Success

PROJECT INFORMATION

Project Number
14457.20

Client Name
SOUTH ORANGETOWN CENTRAL SCHOOL DISTRICT

Project Name
PHASE 1: 2022 BOND

District Office Address
160 VAN WYCK RD, BLAUVELT, NY 10913

SOUTH ORANGETOWN CSD
- ■ WILLIAM O. SCHAEFER SED# 50-03-01-06-0-012-019
- ☐ COTTAGE LANE ELEMENTARY SED#:50-03-01-06-0-010-022
- ☐ TAPPAN ZEE HIGH SCHOOL SED#:50-03-01-06-0-006-032
- ☐ WILLIAM O. SCHAEFER S&L SED#: 50-03-01-06-0-012-020
- ☐ COTTAGE LANE S&L SED#: 50-03-01-06-0-010-023
- ☐ COTTAGE LANE LIBRARY S&L SED#: 50-03-01-06-8-023-002
- ☐ WOS OUTDOOR CLASSROOM SED#: 50-03-01-06-7-053-001
- ☐ SOMS OUTDOOR CLASSROOM SED#: 50-03-01-06-7-056-001
- ☐ CLE OUTDOOR CLASSROOM SED#: 50-03-01-06-7-054-001
- ☐ TDHS OUTDOOR CLASSROOM SED#: 50-03-01-06-7-055-001

PROJECT ISSUE & REVISION SCHEDULE

No.	Date	Description

PROFESSIONAL STAMPS

NEW YORK STATE EDUCATION STATEMENT

IT IS A VIOLATION OF THE NEW YORK STATE EDUCATION LAW AND THE COMMISSIONER'S REGULATIONS FOR ANY PERSON, UNLESS ACTING UNDER THE DIRECTION OF A LICENSED ARCHITECT, ENGINEER OR LAND SURVEYOR, TO ALTER AN ITEM IN ANY WAY. IF AN ITEM BEARING THE SEAL OF AN ARCHITECT, ENGINEER OR SURVEYOR IS ALTERED, THE ALTERING PARTY SHALL AFFIX TO THE ITEM THEIR SEAL AND THE NOTATION "ALTERED BY" FOLLOWED BY THEIR SIGNATURE AND THE DATE OF SUCH ALTERATION, AND A SPECIFIC DESCRIPTION OF THE ALTERATION.

SHEET INFORMATION

Issued	Scale
10/18/2023	AS NOTED

Project Status
BID DOCUMENTS

Drawn By	Checked By
MAY	JBT

Drawing Title
FIRST FLOOR LIGHTING PLAN - AREA D

Drawing Number
WOS
E303

10/18/2023 9:47:19 AM <project location> REVIT PROJECT FILES ON BIM360

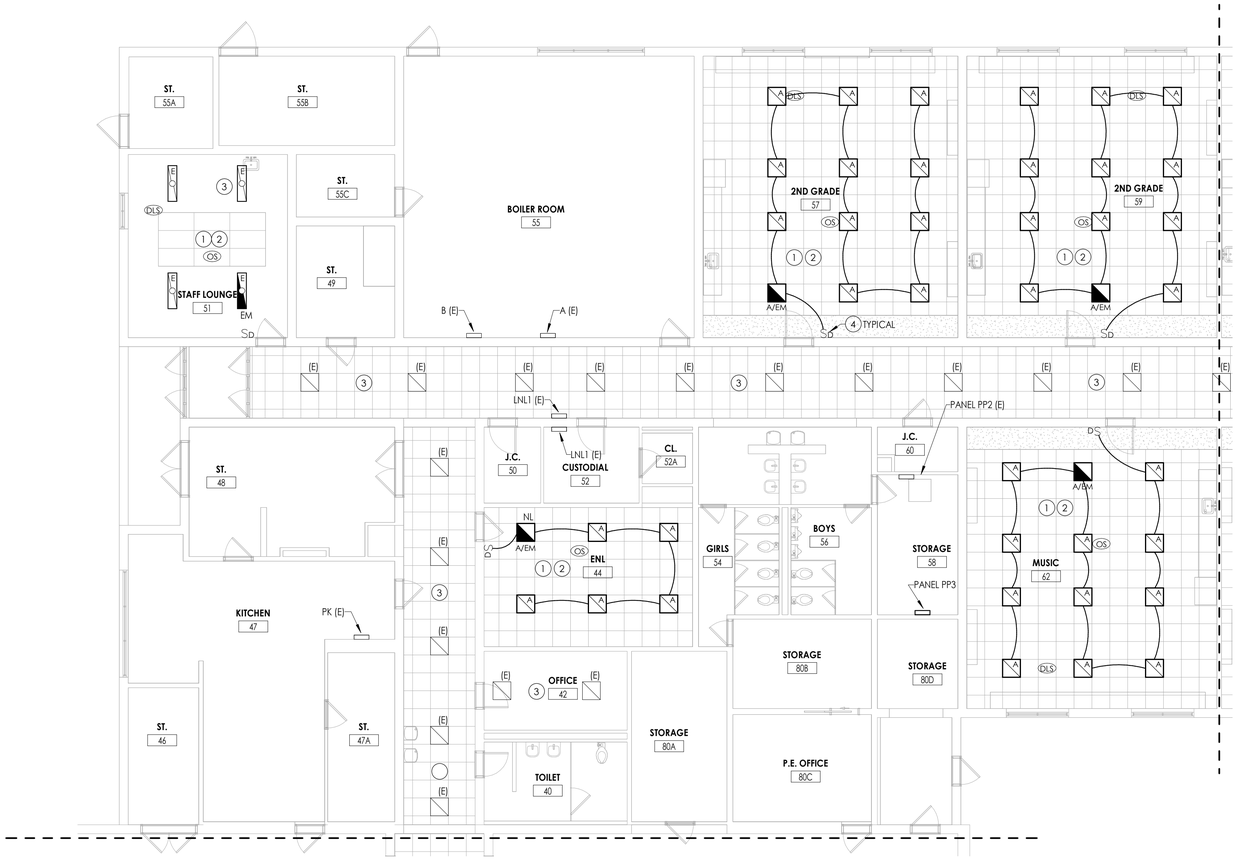

1
E304

FIRST FLOOR LIGHTING PLAN - AREA E

1/8" = 1'-0"

GENERAL NOTES

A. FIXTURE TYPE MARK IS INDICATED ADJACENT TO NEW LIGHT FIXTURES. REFER TO LUMINAIRE SCHEDULE ON DRAWING WOS-E900 FOR FIXTURE DESCRIPTIONS AND NOTES.

B. INSTALL LOW-VOLTAGE SENSORS AS SHOWN. PROVIDE ALL LOW-VOLTAGE WIRING BETWEEN SENSORS, SWITCHES, CONTROLLERS, AND LUMINAIRES.

C. PROVIDE ANY ADDITIONAL POWER SUPPLIES OR OTHER MISCELLANEOUS COMPONENTS REQUIRED FOR A COMPLETE OPERATIONAL LIGHTING SYSTEM TO MEET INTENT OF LIGHTING SEQUENCE OF OPERATION AS SHOWN.

D. ALL FIXTURES INDICATED WITH "EM" DESIGNATION SHALL HAVE EMERGENCY BATTERY BACKUP.

KEY NOTES

1. CONNECT NEW LIGHT FIXTURES TO EXISTING TAGGED CIRCUIT HOMERUN TO PANELBOARD. REWORK/EXTEND WIRING AS NECESSARY TO ACCOMMODATE FIXTURES.
2. NEW FIXTURES WITHIN ROOM TO BE WIRED TOGETHER USING (2) #12, (1) #12 GND.
3. EXISTING LIGHT FIXTURES AND CEILING MOUNTED DEVICES TO BE RE-INSTALLED BACK IN CEILING AS NECCESSARY TO ACCOMMODATE ANY CEILING REMOVAL/REPLACEMENTS. CONNECT ALL FIXTURES AND DEVICES TO EXISTING TAGGED WIRING.
4. PROVIDE LOW VOLTAGE 4-BUTTON DIMMING SWITCH WITH ON/OFF AND RAISE/LOWER BUTTONS, UNLESS OTHERWISE NOTED.

KEY PLAN:

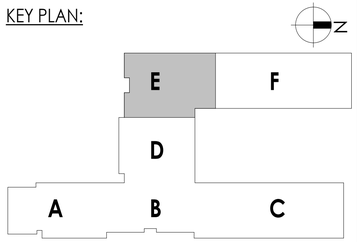

CPL | Architecture Engineering Planning
50 Front Street Suite 202,
Newburgh, NY 12550
CPLteam.com

SOUTH ORANGETOWN Central School District
Capital Improvements Bond
Essential Infrastructure for Student Health, Safety and Success

PROJECT INFORMATION

Project Number
14457.20

Client Name
SOUTH ORANGETOWN CENTRAL SCHOOL DISTRICT

Project Name
PHASE 1: 2022 BOND

District Office Address
160 VAN WYCK RD, BLAUVELT, NY 10913

SOUTH ORANGETOWN CSD
- ■ WILLIAM O. SCHAEFER SED# 50-03-01-06-0-012-019
- ☐ COTTAGE LANE ELEMENTARY SED#:50-03-01-06-0-010-022
- ☐ TAPPAN ZEE HIGH SCHOOL SED#:50-03-01-06-0-006-032
- ☐ WILLIAM O. SCHAEFER S&L SED#: 50-03-01-06-0-012-020
- ☐ COTTAGE LANE S&L SED#: 50-03-01-06-0-010-023
- ☐ COTTAGE LANE LIBRARY S&L SED#: 50-03-01-06-8-023-002
- ☐ WOS OUTDOOR CLASSROOM SED#: 50-03-01-06-7-053-001
- ☐ SOMS OUTDOOR CLASSROOM SED#: 50-03-01-06-7-056-001
- ☐ CLE OUTDOOR CLASSROOM SED#: 50-03-01-06-7-054-001
- ☐ TDHS OUTDOOR CLASSROOM SED#: 50-03-01-06-7-055-001

PROJECT ISSUE & REVISION SCHEDULE

No.	Date	Description

PROFESSIONAL STAMPS

NEW YORK STATE EDUCATION STATEMENT

IT IS A VIOLATION OF THE NEW YORK STATE EDUCATION LAW AND THE COMMISSIONER'S REGULATIONS FOR ANY PERSON, UNLESS ACTING UNDER THE DIRECTION OF A LICENSED ARCHITECT, ENGINEER OR LAND SURVEYOR, TO ALTER AN ITEM IN ANY WAY. IF AN ITEM BEARING THE SEAL OF AN ARCHITECT, ENGINEER OR SURVEYOR IS ALTERED, THE ALTERING ARCHITECT, ENGINEER OR SURVEYOR SHALL AFFIX TO THE ITEM HIS OR HER SEAL AND THE NOTATION "ALTERED BY" FOLLOWED BY HIS OR HER SIGNATURE AND THE DATE OF SUCH ALTERATION, AND A SPECIFIC DESCRIPTION OF THE ALTERATION.

SHEET INFORMATION

Issued	Scale
10/18/2023	AS NOTED

Project Status
BID DOCUMENTS

Drawn By	Checked By
MAY	JBT

Drawing Title
FIRST FLOOR LIGHTING PLAN - AREA E

Drawing Number
WOS
E304

10/18/2023 9:47:21 AM <project location> REVIT PROJECT FILES ON BIM360

GENERAL NOTES

A. FIXTURE TYPE MARK IS INDICATED ADJACENT TO NEW LIGHT FIXTURES. REFER TO LUMINAIRE SCHEDULE ON DRAWING WOS-E900 FOR FIXTURE DESCRIPTIONS AND NOTES.

B. INSTALL LOW-VOLTAGE SENSORS AS SHOWN. PROVIDE ALL LOW-VOLTAGE WIRING BETWEEN SENSORS, SWITCHES, CONTROLLERS, AND LUMINAIRES.

C. PROVIDE ANY ADDITIONAL POWER SUPPLIES OR OTHER MISCELLANEOUS COMPONENTS REQUIRED FOR A COMPLETE OPERATIONAL LIGHTING SYSTEM TO MEET INTENT OF LIGHTING SEQUENCE OF OPERATION AS SHOWN.

D. ALL FIXTURES INDICATED WITH "EM" DESIGNATION SHALL HAVE EMERGENCY BATTERY BACKUP.

E. REFER TO DRAWING E205 FOR CONDUIT/WIRING TO OUTDOOR CLASSROOM.

KEY NOTES

1. CONNECT NEW LIGHT FIXTURES TO EXISTING TAGGED CIRCUIT HOMERUN TO PANELBOARD. REWORK/EXTEND WIRING AS NECESSARY TO ACCOMMODATE FIXTURES.
2. NEW FIXTURES WITHIN ROOM TO BE WIRED TOGETHER USING (2) #12, (1) #12 GND.
3. EXISTING LIGHT FIXTURES AND CEILING MOUNTED DEVICES TO BE RE-INSTALLED BACK IN CEILING AS NECCESSARY TO ACCOMMODATE ANY CEILING REMOVAL/REPLACEMENTS. CONNECT ALL FIXTURES AND DEVICES TO EXISTING TAGGED WIRING.
4. PROVIDE LOW VOLTAGE 4-BUTTON DIMMING SWITCH WITH ON/OFF AND RAISE/LOWER BUTTONS, UNLESS OTHERWISE NOTED.
5. PROVIDE BIG ASS FAN MODEL ESSENCE (OR EQUAL) IN 8 FOOT DIAMETER AT LOCATION INDICATED. PROVIDE WITH MOUNTING KITS TO MOUNT TO STRUCTURE. PROVIDE WITH WIRED WALL CONTROLLER AT LOCATION INDICATED BY SWITCH. CONNECT TO CIRCUIT INDICATED. FIELD PAINT CONDUITS TO MATCH STRUCTURE.

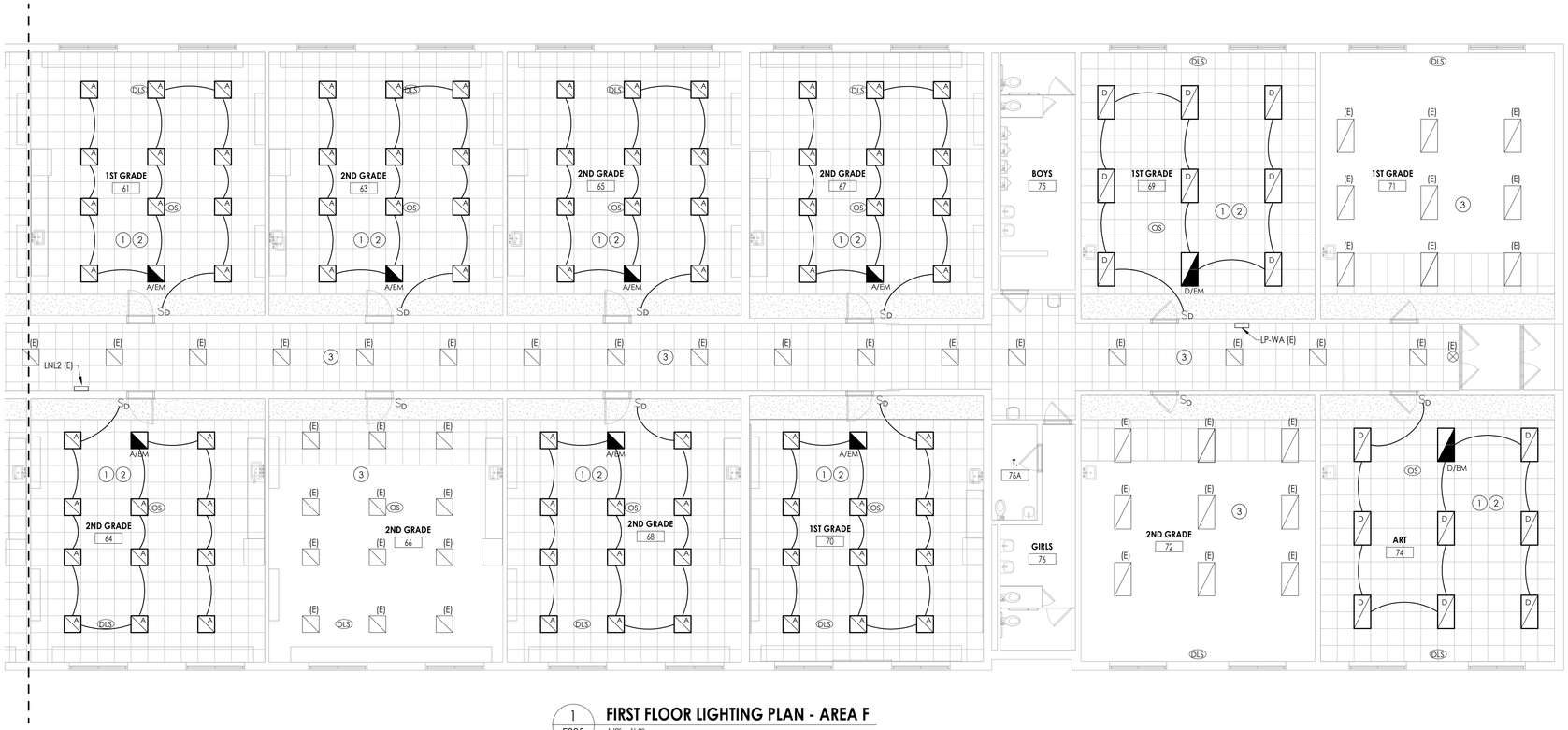

1 / E305 **FIRST FLOOR LIGHTING PLAN - AREA F**
1/8" = 1'-0"

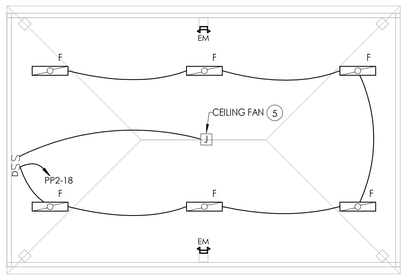

4 / E305 **FIRST FLOOR LIGHTING PLAN - AREA G - EXTERIOR CLASSROOM**
1/8" = 1'-0"

KEY PLAN:

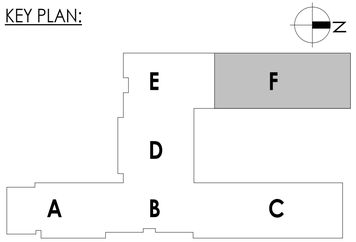

CPL | Architecture Engineering Planning
50 Front Street Suite 202,
Newburgh, NY 12550
CPLteam.com

SOUTH ORANGETOWN Central School District
Capital Improvements Bond
Essential Infrastructure for Student Health, Safety and Success

PROJECT INFORMATION

Project Number
14457.20

Client Name
SOUTH ORANGETOWN CENTRAL SCHOOL DISTRICT

Project Name
PHASE 1: 2022 BOND

District Office Address
160 VAN WYCK RD, BLAUVELT, NY 10913

SOUTH ORANGETOWN CSD
- ■ WILLIAM O. SCHAEFER SED# 50-03-01-06-0-012-019
- ☐ COTTAGE LANE ELEMENTARY SED#:50-03-01-06-0-010-022
- ☐ TAPPAN ZEE HIGH SCHOOL SED#:50-03-01-06-0-006-032
- ☐ WILLIAM O. SCHAEFER S&L SED#: 50-03-01-06-0-012-020
- ☐ COTTAGE LANE S&L SED#: 50-03-01-06-0-010-023
- ☐ COTTAGE LANE LIBRARY S&L SED#: 50-03-01-06-8-023-002
- ☐ WOS OUTDOOR CLASSROOM SED#: 50-03-01-06-7-053-001
- ☐ SOMS OUTDOOR CLASSROOM SED#: 50-03-01-06-7-056-001
- ☐ CLE OUTDOOR CLASSROOM SED#: 50-03-01-06-7-054-001
- ☐ TDHS OUTDOOR CLASSROOM SED#: 50-03-01-06-7-055-001

PROJECT ISSUE & REVISION SCHEDULE

No.	Date	Description

PROFESSIONAL STAMPS

NEW YORK STATE EDUCATION STATEMENT

IT IS A VIOLATION OF THE NEW YORK STATE EDUCATION LAW AND THE COMMISSIONER'S REGULATIONS FOR ANY PERSON, UNLESS ACTING UNDER THE DIRECTION OF A LICENSED ARCHITECT, ENGINEER OR LAND SURVEYOR, TO ALTER AN ITEM IN ANY WAY. IF AN ITEM BEARING THE SEAL OF AN ARCHITECT, ENGINEER OR SURVEYOR IS ALTERED, THE ALTERING PARTY SHALL AFFIX TO THE ITEM THEIR SEAL AND THE NOTATION "ALTERED BY" FOLLOWED BY THEIR SIGNATURE AND THE DATE OF SUCH ALTERATION, AND A SPECIFIC DESCRIPTION OF THE ALTERATION.

SHEET INFORMATION

Issued	Scale
10/18/2023	1/8" = 1'-0"

Project Status
BID DOCUMENTS

Drawn By	Checked By
MAY	JBT

Drawing Title
FIRST FLOOR LIGHTING PLAN - AREA F

Drawing Number
WOS
E305

10/18/2023 9:47:24 AM <project location> REVIT PROJECT FILES ON BIM360

ELECTRICAL EQUIPMENT CONNECTION SCHEDULE

EQUIPMENT	LOCATION	HP/FLA	VOLTS	PHASE	AMPS	BREAKER SIZE	WIRE/CONDUIT SIZE	PANEL/CIRCUIT	REMARKS:
ERU-01	ROOF	97A	208	3	97A	125A/3P	(3) #1, (1) #6GND IN 1-1/2" C	PP4/49,51,53	1
ERU-02	ROOF	97A	208	3	97A	125A/3P	(3) #1, (1) #6GND IN 1-1/2" C	PP4/52,54,56	1
ERU-03	ROOF	97A	208	3	97A	125A/3P	(3) #1, (1) #6GND IN 1-1/2" C	PP4/55,57,59	1
ERU-04	ROOF	10A	208	1	10A	20A/2P	(3) #1, (1) #6GND IN 1-1/2" C	PP1/35,37	1
ERU-05	ROOF	8A	208	1	8A	20A/2P	(3) #1, (1) #6GND IN 1-1/2" C	PP1/34,36	1
ERU-06	ROOF	97A	208	3	97A	125A/3P	(3) #1, (1) #6GND IN 1-1/2" C	PP5/30,32,34	1
ERU-07	ROOF	97A	208	3	97A	125A/3P	(3) #1, (1) #6GND IN 1-1/2" C	PP5/31,33,35	1
ERU-08	ROOF	97A	208	3	97A	125A/3P	(3) #1, (1) #6GND IN 1-1/2" C	PP5/36,38,40	1
ERU-09	ROOF	97A	208	3	97A	125A/3P	(3) #1, (1) #6GND IN 1-1/2" C	PP3/1,3,5	1
ERU-10	ROOF	97A	208	3	97A	125A/3P	(3) #1, (1) #6GND IN 1-1/2" C	PP3/2,4,6	1
ERU-11	ROOF	97A	208	3	97A	125A/3P	(3) #1, (1) #6GND IN 1-1/2" C	PP3/7,9,11	1
ERU-12	ROOF	97A	208	3	97A	125A/3P	(3) #1, (1) #6GND IN 1-1/2" C	PP3/26,28,30	1
ERU-13	ROOF	97A	208	3	97A	125A/3P	(3) #1, (1) #6GND IN 1-1/2" C	PP3/31,33,35	1
ACC-01	ROOF	-	208	3	50A	50A/3P	(3) #6, (1) #10GND IN 1" C	PP4/31,33,35	1
ACC-02	ROOF	-	208	3	60A	60A/3P	(3) #6, (1) #10GND IN 1" C	PP4/37,39,41	1
ACC-03	ROOF	-	208	3	50A	50A/3P	(3) #6, (1) #10GND IN 1" C	PP4/34,36,38	1
ACC-04	ROOF	-	208	3	60A	60A/3P	(3) #6, (1) #10GND IN 1" C	PP4/40,42,44	1
ACC-05	ROOF	-	208	3	71A	90A/3P	(3) #3, (1) #8GND IN 1-1/4" C	PP4/43,45,47	1
ACC-06	ROOF	-	208	3	29.3A	40A/3P	(3) #8, (1) #10GND IN 1" C	PP4/22,24,26	1
ACC-07	ROOF	-	208	3	49.8A	60A/3P	(3) #6, (1) #10GND IN 1" C	PP1/28,30,32	1
ACC-08	ROOF	-	208	3	49.8A	60A/3P	(3) #6, (1) #10GND IN 1" C	PP1/29,31,33	1
ACC-09	ROOF	-	208	3	60A	60A/3P	(3) #6, (1) #10GND IN 1" C	PP5/19,21,23	1
ACC-10	ROOF	-	208	3	50A	50A/3P	(3) #6, (1) #10GND IN 1" C	PP5/12,14,16	1
ACC-11	ROOF	-	208	3	59.8A	70A/3P	(3) #4, (1) #8GND IN 1-1/4" C	PP5/13,15,17	1
ACC-12	ROOF	-	208	3	59.8A	70A/3P	(3) #4, (1) #8GND IN 1-1/4" C	PP5/18,20,22	1
ACC-13	ROOF	-	208	3	71A	90A/3P	(3) #3, (1) #8GND IN 1-1/4" C	PP5/24,26,28	1
ACC-14	ROOF	-	208	3	71A	90A/3P	(3) #3, (1) #8GND IN 1-1/4" C	PP5/25,27,29	1
ACC-15	ROOF	-	208	3	59.8A	70A/3P	(3) #4, (1) #8GND IN 1-1/4" C	PP3/32,34,36	1
ACC-16	ROOF	-	208	3	59.8A	70A/3P	(3) #4, (1) #8GND IN 1-1/4" C	PP3/37,39,41	1
ACC-17	ROOF	-	208	3	29.8A	40A/3P	(3) #8, (1) #10GND IN 1" C	PP3/38,40,42	1
ACC-18	ROOF	-	208	3	50A	50A/3P	(3) #6, (1) #10GND IN 1" C	PP3/8,10,12	1
ACC-19	ROOF	-	208	3	60A	60A/3P	(3) #6, (1) #10GND IN 1" C	PP3/13,15,17	1
ACC-20	ROOF	-	208	3	50A	50A/3P	(3) #6, (1) #10GND IN 1" C	PP3/14,16,18	1
ACC-21	ROOF	-	208	3	60A	60A/3P	(3) #6, (1) #10GND IN 1" C	PP3/19,21,23	1
ACC-22	ROOF	-	208	3	50A	50A/3P	(3) #6, (1) #10GND IN 1" C	PP3/20,22,24	1
ACC-23	ROOF	-	208	3	60A	60A/3P	(3) #6, (1) #10GND IN 1" C	PP3/25,27,29	1
SSI-1	KINDERGARTEN 32	3.15A	208	1	15A	20A/2P	(2) #12, (1) #12 GND IN 3/4" C	PP4/13,15	1
SSI-2	KINDERGARTEN 32	3.15A	208	1	15A		(2) #12, (1) #12 GND IN 3/4" C		
SSI-3	KINDERGARTEN 21	3.15A	208	1	15A		(2) #12, (1) #12 GND IN 3/4" C		
SSI-4	KINDERGARTEN 21	3.15A	208	1	15A		(2) #12, (1) #12 GND IN 3/4" C		
SSI-5	KINDERGARTEN 19	3.15A	208	1	15A	20A/2P	(2) #12, (1) #12 GND IN 3/4" C	PP4/10,12	1
SSI-6	KINDERGARTEN 19	3.15A	208	1	15A		(2) #12, (1) #12 GND IN 3/4" C		
SSI-7	1ST GRADE 17	0.34A	208	1	15A		(2) #12, (1) #12 GND IN 3/4" C		
SSI-8	1ST GRADE 17	0.34A	208	1	15A		(2) #12, (1) #12 GND IN 3/4" C		
SSI-9	FIRST GRADE 15	0.34A	208	1	15A		(2) #12, (1) #12 GND IN 3/4" C		
SSI-10	FIRST GRADE 15	0.34A	208	1	15A		(2) #12, (1) #12 GND IN 3/4" C		
SSI-11	LIBRARY 5	0.34A	208	1	15A	20A/2P	(2) #12, (1) #12 GND IN 3/4" C	PP4/14,16	1
SSI-12	LIBRARY 5	0.34A	208	1	15A		(2) #12, (1) #12 GND IN 3/4" C		
SSI-13	LIBRARY 5	0.34A	208	1	15A		(2) #12, (1) #12 GND IN 3/4" C		
SSI-14	LIBRARY 5A	0.34A	208	1	15A		(2) #12, (1) #12 GND IN 3/4" C		
SSI-15	LIBRARY 5A	0.34A	208	1	15A		(2) #12, (1) #12 GND IN 3/4" C		
SSI-16	CORRIDOR	0.34A	208	1	15A		(2) #12, (1) #12 GND IN 3/4" C		
SSI-17	MAKERSPACE 3	0.34A	208	1	15A	20A/2P	(2) #12, (1) #12 GND IN 3/4" C	PP5/1,3	1
SSI-18	MAKERSPACE 3	0.34A	208	1	15A		(2) #12, (1) #12 GND IN 3/4" C		
SSI-19	1ST GRADE 1	0.34A	208	1	15A		(2) #12, (1) #12 GND IN 3/4" C		
SSI-20	1ST GRADE 1	0.34A	208	1	15A		(2) #12, (1) #12 GND IN 3/4" C		
SSI-21	KINDERGARTEN 104	0.34A	208	1	15A	20A/2P	(2) #12, (1) #12 GND IN 3/4" C	PP5/4,6	1
SSI-22	KINDERGARTEN 104	0.34A	208	1	15A		(2) #12, (1) #12 GND IN 3/4" C		
SSI-23	OT/PT 105	0.34A	208	1	15A		(2) #12, (1) #12 GND IN 3/4" C		
SSI-24	OT/PT 105	0.34A	208	1	15A		(2) #12, (1) #12 GND IN 3/4" C		
SSI-25	SUPPORT M3	0.88A	208	1	15A		(2) #12, (1) #12 GND IN 3/4" C		
SSI-26	KINDERGARTEN 103	0.34A	208	1	15A	20A2P	(2) #12, (1) #12 GND IN 3/4" C	PP5/9,11	1
SSI-27	KINDERGARTEN 103	0.34A	208	1	15A		(2) #12, (1) #12 GND IN 3/4" C		
SSI-28	KINDERGARTEN 102	0.34A	208	1	15A		(2) #12, (1) #12 GND IN 3/4" C		
SSI-29	KINDERGARTEN 102	0.34A	208	1	15A		(2) #12, (1) #12 GND IN 3/4" C		
SSI-30	KINDERGARTEN 101	0.34A	208	1	15A		(2) #12, (1) #12 GND IN 3/4" C		
SSI-31	KINDERGARTEN 101	0.34A	208	1	15A		(2) #12, (1) #12 GND IN 3/4" C		

1. ELECTRICAL CONTRACTOR IS RESPONSIBLE FOR THE MOUNTING, AND LINE/LOAD SIDE CONNECTIONS OF DISCONNECT AND/OR STARTER DEVICE ASSOCIATED WITH UNIT. MEANS OF DISCONNECT AND/OR STARTER ASSOCIATED WITH UNIT PROVIDE BY MECHANICAL CONTRACTOR. ELECTRICAL CONTRACTOR IS RESPONSIBLE FOR ALL FINAL CONNECTIONS TO EQUIPMENT.

2. REMOVE 1-POLE CIRCUIT BREAKERS IN SPACES INDICATED. TURN BREAKERS OVER TO OWNER.

LUMINAIRE SCHEDULE

MARK	DESCRIPTION	DESIGN MAKE	MODEL NUMBER	VOLTS	LAMP		REMARKS:
					WATTS	TEMPERATURE	
A	2X2 RECESSED LED TROFFER	CURRENT LIGHTING	LCAT22-9-35-HL-G-ED1-U	UNV	32	3500K	
A/EM	2X2 RECESSED LED TROFFER WITH EMERGENCY BATTERY BACKUP	CURRENT LIGHTING	LCAT22-9-35-HL-G-ED1-U-ELL14	UNV	32	3500K	3,4
B	6" RECESSED LED DOWNLIGHT	CURRENT LIGHTING	LTR-6RD-H-ML-20L-DM01-LTR-6RD-T-ML-35K-9-MD-SS-WT-FMR6-R	UNV	22	3500K	
C	2X2 RECESSED LED FLAT PANEL	CURRENT LIGHTING	CFP22-40/33/2835	UNV	40/28	3500K	1
C/EM	2X2 RECESSED LED FLAT PANEL EMERGENCY BATTERY BACKUP	CURRENT LIGHTING	CFP22-40/33/2835-ELL14	UNV	40/28	3500K	1,3,4
D	2X4 RECESSED LED TROFFER	CURRENT LIGHTING	LCAT24-35-LW-G-ED1-U	UNV	36	3500K	
D/EM	2X4 RECESSED LED TROFFER EMERGENCY BATTERY BACKUP	CURRENT LIGHTING	LCAT24-35-LW-G-ED1-U-ELL14	UNV	36	3500K	3,4
E	1X4 RECESSED LED TROFFER	CURRENT LIGHTING	LCAT14-9-35-LW-G-ED1-U	UNV	36	3500K	5
E/EM	1X4 RECESSED LED TROFFER WITH EMERGENCY BATTERY BACKUP	CURRENT LIGHTING	LCAT14-9-35-LW-G-ED1-U-ELL14	UNV	36	3500K	3,4,5
F	1X4 SURFACE MOUNTED LED EXTERIOR	CURRENT LIGHTING	91L-P-D-2-STD-4-04-SOF-C5-40K-D100-D01-1C-UNV-H72	UNV	48	4000K	2
X	LED EXIT SIGN	CURRENT LIGHTING	CEWSRE	UNV	3		3,4
EM	LED EMERGENCY FIXTURE	CURRENT LIGHTING	CU2SO	UNV	4		3,4

REMARKS:
1. FIXTURE TO BE SET AT 40 (4000 LUMENS) IN FIELD BEFORE INSTALLATION. IN THE SINGLE GANG TOILET ROOMS WITHIN THE CLASSROOMS, FIXTURES TO BE SET AT 28 (2800 LUMENS).
2. FIXTURES TO BE MOUNTED TO UNDERSIDE OF ROOF. PROVIDE ALL MOUNTING HARDWARE NECESSARY.
3. ALL FIXTURES SHOWN WITH AN "EM" DESIGNATION INDICATES AND EMERGENCY FIXTURE. PROVIDE EMERGENGY BATTERY BACKUP FOR EACH FIXTURE INDICATED.
4. ALL "EM" BATTERY BACKUPS WITHIN FIXTURE SHALL BE WIRED TO THE UNSWITCHED HOT LEG OF THE CIRCUIT FEEDING IT.
5. PROVIDE FIXTURES WITH GYP CEILING KIT FK14.

CPL | Architecture Engineering Planning
50 Front Street Suite 202,
Newburgh, NY 12550
CPLteam.com

SOUTH ORANGETOWN Central School District
Capital Improvements Bond
Essential Infrastructure for Student Health, Safety and Success

PROJECT INFORMATION

Project Number
14457.20

Client Name
SOUTH ORANGETOWN CENTRAL SCHOOL DISTRICT

Project Name
PHASE 1: 2022 BOND

District Office Address
160 VAN WYCK RD, BLAUVELT, NY 10913

SOUTH ORANGETOWN CSD
- ■ WILLIAM O. SCHAEFER SED#:50-03-01-06-0-012-019
- ☐ COTTAGE LANE ELEMENTARY SED#:50-03-01-06-0-010-022
- ☐ TAPPAN ZEE HIGH SCHOOL SED#:50-03-01-06-0-006-032
- ☐ WILLIAM O. SCHAEFER S&L SED#: 50-03-01-06-0-012-020
- ☐ COTTAGE LANE S&L SED#: 50-03-01-06-0-010-023
- ☐ COTTAGE LANE LIBRARY S&L SED#: 50-03-01-06-8-023-002
- ☐ WOS OUTDOOR CLASSROOM SED#: 50-03-01-06-7-053-001
- ☐ SOMS OUTDOOR CLASSROOM SED#: 50-03-01-06-7-056-001
- ☐ CLE OUTDOOR CLASSROOM SED#: 50-03-01-06-7-054-001
- ☐ TZHS OUTDOOR CLASSROOM SED#: 50-03-01-06-7-055-001

PROJECT ISSUE & REVISION SCHEDULE

No.	Date	Description

PROFESSIONAL STAMPS

NEW YORK STATE EDUCATION STATEMENT

IT IS A VIOLATION OF THE NEW YORK STATE EDUCATION LAW AND THE COMMISSIONER'S REGULATIONS FOR ANY PERSON, UNLESS ACTING UNDER THE DIRECTION OF A LICENSED ARCHITECT, ENGINEER OR LAND SURVEYOR TO ALTER AN ITEM IN ANY WAY. IF AN ITEM BEARING THE SEAL OF AN ARCHITECT, ENGINEER OR SURVEYOR IS ALTERED, THE ALTERING PARTY SHALL AFFIX TO THE ITEM THEIR SEAL AND THE NOTATION "ALTERED BY" FOLLOWED BY THEIR SIGNATURE AND THE DATE OF SUCH ALTERATION, AND A SPECIFIC DESCRIPTION OF THE ALTERATION.

SHEET INFORMATION

Issued	Scale
10/18/2023	12" = 1'-0"

Project Status
BID DOCUMENTS

Drawn By	Checked By
MAY	JBT

Drawing Title
ELECTRICAL SCHEDULES

Drawing Number
WOS
E900

10/18/2023 9:47:24 AM <project location> REVIT PROJECT FILES ON BIM360

ELECTRICAL EQUIPMENT CONNECTION SCHEDULE

EQUIPMENT	LOCATION	HP/FLA	VOLTS	PHASE	AMPS	BREAKER SIZE	WIRE/CONDUIT SIZE	PANEL/CIRCUIT	REMARKS:
EF-1	ROOF	1-1/2HP	208	1	11A	20A/2P	(2) #12, (1) #12 GND IN 3/4" C	PP4/17,19	1,2
SSO-1	ROOF	120A	208	3	150A	150A/3P	(3) #2/0, (1) #6GND IN 2" C	PP4/46,48,50	1
SSO-2	ROOF	75A	208	3	100A	100A/3P	(3) #2, (1) #8 IN 1-1/4" C	PP2/29,31,33	1
HP-04	ROOF	38A	208	3	40A	50A/3P	(3) #6, (1) #10 GND IN 1" C	PP4/25,27,29	1
HP-05	ROOF	38A	208	3	40A	50A/3P	(3) #6, (1) #10 GND IN 1" C	PP4/28,30,32	1
RBU-1	CORRIDOR	339W	208	1	1A	20A/2P	(2) #12, (1) #12 GND IN 3/4" C	PP4/9,11	1
RBU-2	CORRIDOR	339W	208	1	1A		(2) #12, (1) #12 GND IN 3/4" C		
RBU-4	NURSE 16	226W	208	1	1A	20A/2P	(2) #12, (1) #12 GND IN 3/4" C	PP4/5,7	1
RBU-6	CORRIDOR	339W	208	1	1A	20A/2P	(2) #12, (1) #12 GND IN 3/4" C	PP5/5,7	1
RBU-7	CORRIDOR	226W	208	1	1A		(2) #12, (1) #12 GND IN 3/4" C		
RBU-8	CORRIDOR	226W	208	1	1A		(2) #12, (1) #12 GND IN 3/4" C		
RBU-9	CORRIDOR	339W	208	1	1A	20A/2P	(2) #12, (1) #12 GND IN 3/4" C	PP2/28,30	1
RBU-10	CORRIDOR	339W	208	1	1A		(2) #12, (1) #12 GND IN 3/4" C		
RBU-11	CORRIDOR	339W	208	1	1A		(2) #12, (1) #12 GND IN 3/4" C		
RBU-12	ROOF	339W	208	1	1A		(2) #12, (1) #12 GND IN 3/4" C		

1. ELECTRICAL CONTRACTOR IS RESPONSIBLE FOR THE MOUNTING, AND LINE/LOAD SIDE CONNECTIONS OF DISCONNECT AND/OR STARTER DEVICE ASSOCIATED WITH UNIT. MEANS OF DISCONNECT AND/OR STARTER ASSOCIATED WITH UNIT PROVIDE BY MECHANICAL CONTRACTOR. ELECTRICAL CONTRACTOR IS RESPONSIBLE FOR ALL FINAL CONNECTIONS TO EQUIPMENT.

2. PROVIDE FIRE ALARM RELAY AT EXHAUST FAN AND TIE INTO EXISTING FIRE ALARM SYSTEM

ELECTRICAL EQUIPMENT CONNECTION SCHEDULE

EQUIPMENT	LOCATION	HP/FLA	VOLTS	PHASE	AMPS	BREAKER SIZE	WIRE/CONDUIT SIZE	PANEL/CIRCUIT	REMARKS:
SSI-32	SPEC. ED. 100	0.34A	208	1	15A	20A/2P	(2) #12, (1) #12 GND IN 3/4" C	PP5/8,10	1
SSI-33	SPEC. ED. 100	0.34A	208	1	15A		(2) #12, (1) #12 GND IN 3/4" C		
SSI-34	1ST GRADE 2	0.34A	208	1	15A		(2) #12, (1) #12 GND IN 3/4" C		
SSI-35	1ST GRADE 2	0.34A	208	1	15A		(2) #12, (1) #12 GND IN 3/4" C		
SSI-36	1ST GRADE 4	0.34A	208	1	15A		(2) #12, (1) #12 GND IN 3/4" C		
SSI-37	1ST GRADE 4	0.34A	208	1	15A		(2) #12, (1) #12 GND IN 3/4" C		
SSI-38	1ST GRADE 6	0.34A	208	1	15A		(2) #12, (1) #12 GND IN 3/4" C		
SSI-39	1ST GRADE 6	0.34A	208	1	15A		(2) #12, (1) #12 GND IN 3/4" C		
SSI-40	MUSIC 62	0.34A	208	1	15A	20A/2P	(2) #12, (1) #12 GND IN 3/4" C	PP2/21,23	1,2
SSI-41	MUSIC 62	0.34A	208	1	15A		(2) #12, (1) #12 GND IN 3/4" C		
SSI-42	2ND GRADE 64	0.34A	208	1	15A		(2) #12, (1) #12 GND IN 3/4" C		
SSI-43	2ND GRADE 64	0.34A	208	1	15A		(2) #12, (1) #12 GND IN 3/4" C		
SSI-44	2ND GRADE 66	0.34A	208	1	15A		(2) #12, (1) #12 GND IN 3/4" C		
SSI-45	2ND GRADE 66	0.34A	208	1	15A		(2) #12, (1) #12 GND IN 3/4" C		
SSI-46	2ND GRADE 68	0.34A	208	1	15A		(2) #12, (1) #12 GND IN 3/4" C		
SSI-47	2ND GRADE 68	0.34A	208	1	15A		(2) #12, (1) #12 GND IN 3/4" C		
SSI-48	1ST GRADE 70	0.34A	208	1	15A		(2) #12, (1) #12 GND IN 3/4" C		
SSI-49	1ST GRADE 70	0.34A	208	1	15A		(2) #12, (1) #12 GND IN 3/4" C		
SSI-50	2ND GRADE 72	0.34A	208	1	15A	20A/2P	(2) #12, (1) #12 GND IN 3/4" C	PP2/25,27	1
SSI-51	2ND GRADE 72	0.34A	208	1	15A		(2) #12, (1) #12 GND IN 3/4" C		
SSI-52	ART 74	0.34A	208	1	15A		(2) #12, (1) #12 GND IN 3/4" C		
SSI-53	ART 74	0.34A	208	1	15A		(2) #12, (1) #12 GND IN 3/4" C		
SSI-54	1ST GRADE 71	0.34A	208	1	15A		(2) #12, (1) #12 GND IN 3/4" C		
SSI-55	1ST GRADE 71	0.34A	208	1	15A		(2) #12, (1) #12 GND IN 3/4" C		
SSI-56	1ST GRADE 69	0.34A	208	1	15A		(2) #12, (1) #12 GND IN 3/4" C		
SSI-57	1ST GRADE 69	0.34A	208	1	15A		(2) #12, (1) #12 GND IN 3/4" C		
SSI-58	2ND GRADE 67	0.34A	208	1	15A	20A/2P	(2) #12, (1) #12 GND IN 3/4" C	PP2/32,34	1
SSI-59	2ND GRADE 67	0.34A	208	1	15A		(2) #12, (1) #12 GND IN 3/4" C		
SSI-60	2ND GRADE 69	0.34A	208	1	15A		(2) #12, (1) #12 GND IN 3/4" C		
SSI-61	2ND GRADE 65	0.34A	208	1	15A		(2) #12, (1) #12 GND IN 3/4" C		
SSI-62	2ND GRADE 63	0.34A	208	1	15A		(2) #12, (1) #12 GND IN 3/4" C		
SSI-63	2ND GRADE 63	0.34A	208	1	15A		(2) #12, (1) #12 GND IN 3/4" C		
SSI-64	1ST GRADE 61	0.34A	208	1	15A		(2) #12, (1) #12 GND IN 3/4" C		
SSI-65	1ST GRADE 61	0.34A	208	1	15A		(2) #12, (1) #12 GND IN 3/4" C		
SSI-66	2ND GRADE 59	0.34A	208	1	15A	20A/2P	(2) #12, (1) #12 GND IN 3/4" C	PP2/20,22	1,2
SSI-67	2ND GRADE 59	0.34A	208	1	15A		(2) #12, (1) #12 GND IN 3/4" C		
SSI-68	2ND GRADE 57	0.34A	208	1	15A		(2) #12, (1) #12 GND IN 3/4" C		
SSI-69	2ND GRADE 57	0.34A	208	1	15A		(2) #12, (1) #12 GND IN 3/4" C		
SSI-70	STAFF LOUNGE 51	0.34A	208	1	15A		(2) #12, (1) #12 GND IN 3/4" C		
SSI-71	ENL 44	0.34A	208	1	15A	20A/2P	(2) #12, (1) #12 GND IN 3/4" C	PP2/24,26	1
SSI-72	OFFICE 42	0.34A	208	1	15A		(2) #12, (1) #12 GND IN 3/4" C		
SSI-73	P.E. OFFICE 80C	0.34A	208	1	15A		(2) #12, (1) #12 GND IN 3/4" C		
SSI-74	CORRIDOR	0.34A	208	1	15A	20A/2P	(2) #12, (1) #12 GND IN 3/4" C	PP4/1,3	1
SSI-75	COACH OFFICE 39	0.34A	208	1	15A	20A/2P	(2) #12, (1) #12 GND IN 3/4" C	PP4/4,6	1
SSI-76	AID'S OFFICE 38	0.34A	208	1	15A		(2) #12, (1) #12 GND IN 3/4" C		
SSI-77	NURSE 16	0.34A	208	1	15A		(2) #12, (1) #12 GND IN 3/4" C		
SSI-78	TEST/ISO 16B	0.34A	208	1	15A		(2) #12, (1) #12 GND IN 3/4" C		
SSI-79	ENL 37A	0.34A	208	1	15A	20A/2P	(2) #12, (1) #12 GND IN 3/4" C	PP4/21,23	1
SSI-80	ENL 37A	0.34A	208	1	15A		(2) #12, (1) #12 GND IN 3/4" C		
SSI-81	ENL 37B	0.34A	208	1	15A		(2) #12, (1) #12 GND IN 3/4" C		
SSI-82	ENL 37B	0.34A	208	1	15A		(2) #12, (1) #12 GND IN 3/4" C		
SSI-83	CORRIDOR	0.34A	208	1	15A		(2) #12, (1) #12 GND IN 3/4" C		
SSI-84	OFFICE 20	0.34A	208	1	15A		(2) #12, (1) #12 GND IN 3/4" C		
SSI-85	KINDERGARTEN 24	0.34A	208	1	15A	20A/2P	(2) #12, (1) #12 GND IN 3/4" C	PP4/18,20	1
SSI-86	KINDERGARTEN 24	0.34A	208	1	15A		(2) #12, (1) #12 GND IN 3/4" C		
SSI-87	KINDERGARTEN 26	0.34A	208	1	15A		(2) #12, (1) #12 GND IN 3/4" C		
SSI-88	KINDERGARTEN 26	0.34A	208	1	15A		(2) #12, (1) #12 GND IN 3/4" C		
SSI-89	KINDERGARTEN 30	0.34A	208	1	15A		(2) #12, (1) #12 GND IN 3/4" C		
SSI-90	KINDERGARTEN 30	0.34A	208	1	15A		(2) #12, (1) #12 GND IN 3/4" C		

1. ELECTRICAL CONTRACTOR IS RESPONSIBLE FOR THE MOUNTING, AND LINE/LOAD SIDE CONNECTIONS OF DISCONNECT AND/OR STARTER DEVICE ASSOCIATED WITH UNIT. MEANS OF DISCONNECT AND/OR STARTER ASSOCIATED WITH UNIT PROVIDE BY MECHANICAL CONTRACTOR. ELECTRICAL CONTRACTOR IS RESPONSIBLE FOR ALL FINAL CONNECTIONS TO EQUIPMENT.

2. REMOVE EXISTING 1-POLE CIRCUIT BREAKERS IN SPACES INDICATED. PLACE 1-POLE CIRCUIT BREAKERS IN OPEN SPACES WITHIN PANEL.

CPL | Architecture Engineering Planning
50 Front Street Suite 202,
Newburgh, NY 12550
CPLteam.com

SOUTH ORANGETOWN Central School District
Capital Improvements Bond
Essential Infrastructure for Student Health, Safety and Success

PROJECT INFORMATION

Project Number
14457.20

Client Name
SOUTH ORANGETOWN CENTRAL SCHOOL DISTRICT

Project Name
PHASE 1: 2022 BOND

District Office Address
160 VAN WYCK RD, BLAUVELT, NY 10913

SOUTH ORANGETOWN CSD
- ■ WILLIAM O. SCHAEFER SED#:50-03-01-06-0-012-019
- ☐ COTTAGE LANE ELEMENTARY SED#:50-03-01-06-0-010-022
- ☐ TAPPAN ZEE HIGH SCHOOL SED#:50-03-01-06-0-006-032
- ☐ WILLIAM O. SCHAEFER S&L SED#: 50-03-01-06-0-012-020
- ☐ COTTAGE LANE S&L SED#: 50-03-01-06-0-010-023
- ☐ COTTAGE LANE LIBRARY S&L SED#: 50-03-01-06-8-023-002
- ☐ WOS OUTDOOR CLASSROOM SED#: 50-03-01-06-7-053-001
- ☐ SOMS OUTDOOR CLASSROOM SED#: 50-03-01-06-7-056-001
- ☐ CLE OUTDOOR CLASSROOM SED#: 50-03-01-06-7-054-001
- ☐ TDHS OUTDOOR CLASSROOM SED#: 50-03-01-06-7-055-001

PROJECT ISSUE & REVISION SCHEDULE

No.	Date	Description

PROFESSIONAL STAMPS

NEW YORK STATE EDUCATION STATEMENT

IT IS A VIOLATION OF THE NEW YORK STATE EDUCATION LAW AND THE COMMISSIONER'S REGULATIONS FOR ANY PERSON, UNLESS ACTING UNDER THE DIRECTION OF A LICENSED ARCHITECT, ENGINEER OR LAND SURVEYOR, TO ALTER AN ITEM IN ANY WAY. IF AN ITEM BEARING THE SEAL OF AN ARCHITECT, ENGINEER OR SURVEYOR IS ALTERED, THE ALTERING PARTY SHALL AFFIX TO THE ITEM THEIR SEAL AND THE NOTATION "ALTERED BY" FOLLOWED BY THEIR SIGNATURE AND THE DATE OF SUCH ALTERATION, AND A SPECIFIC DESCRIPTION OF THE ALTERATION.

SHEET INFORMATION

Issued	Scale
10/18/2023	12" = 1'-0"

Project Status
BID DOCUMENTS

Drawn By	Checked By
MAY	JBT

Drawing Title
ELECTRICAL SCHEDULES

Drawing Number
WOS
E901

10/18/2023 9:47:25 AM <project location> REVIT PROJECT FILES ON BIM360

PANEL: PP5

LOCATION: SUPPORT M2 **A.I.C. RATING:**
VOLTAGE: **MCB RATING:** Type 1
FED FROM: **MAIN BUS RATING:** 800 A
MOUNTING: Surface

...	BRKR		LOAD DESCRIPTION	A (VA)		B (VA)		C (VA)		LOAD DESCRIPTION	BRKR		...
1	20	2	SSI-17,18,19,20	140	--					SPACE	1	--	2
3						140	175						4
5	20	2	RBU-6,7,8					600	175	SSI-21,22,23,24,25	2	20	6
7				600	280								8
9	20	2	SSI-26,27,28,29,30,31			210	280			SSI-32,33,34,35,36,37,38,39	2	20	10
11								210	6004				12
13				7181	6004					ACC-10	3	50	14
15	70	3	ACC-11			7181	6004						16
17								7181	7181				18
19				7205	7181					ACC-12	3	70	20
21	60	3	ACC-9			7205	7181						22
23								7205	8526				24
25				8526	8526					ACC-13	3	90	26
27	90	3	ACC-14			8526	8526						28
29								8526	11649				30
31				11649	11649					ERU-6	3	125	32
33	125	3	ERU-7			11649	11649						34
35								11649	11649				36
37	--	1	SPACE	--	11649					ERU-8	3	125	38
39	--	1	SPACE			--	11649						40
41	--	1	SPACE					--	--	SPACE	1	--	42
43	--	1	SPACE	--	--					SPACE	1	--	44
45	--	1	SPACE			--	--			SPACE	1	--	46
47	--	1	SPACE					--	--	SPACE	1	--	48
49	--	1	SPACE	--	--					SPACE	1	--	50
51	--	1	SPACE			--	--			SPACE	1	--	52
53	--	1	SPACE					--	--	SPACE	1	--	54
			TOTAL LOAD	80589 VA		80374 VA		80554 VA					

Load Classification

Load	Connected VA	Demand Factor	Demand VA
Recept.			
Lighting			
HVAC			
Motors			
Refrig.			
Kitchen			
Misc.	241517 VA	75.00%	181138 VA

Panel Totals

Connected Load	241517 VA
Estimated Load	181138 VA
Connected Amps	670 A
Demand Amps	503 A

PANEL: PP3

LOCATION: STORAGE 58 **A.I.C. RATING:**
VOLTAGE: **MCB RATING:** Type 1
FED FROM: **MAIN BUS RATING:** 800 A
MOUNTING: Surface

...	BRKR		LOAD DESCRIPTION	A		B		C		LOAD DESCRIPTION	BRKR		...
1				11649	11649								2
3	125	3	ERU-9			11649	11649			ERU-10	3	125	4
5								11649	11649				6
7				11649	6004								8
9	125	3	ERU-11			11649	6004			ACC-18	3	50	10
11								11649	6004				12
13				7205	6004								14
15	60	3	ACC-19			7205	6004			ACC-20	3	50	16
17								7205	6004				18
19				7205	6004								20
21	60	3	ACC-21			7205	6004			ACC-22	3	50	22
23								7205	6004				24
25				7205	11649								26
27	60	3	ACC-23			7205	11649			ERU-12	3	125	28
29								7205	11649				30
31				11649	7181								32
33	125	3	ERU-13			11649	7181			ACC-15	3	70	34
35								11649	7181				36
37				7181	3578								38
39	70	3	ACC-16			7181	3578			ACC-17	3	40	40
41								7181	3578				42
43	--	1	SPACE	--	--					SPACE	1	--	44
45	--	1	SPACE			--	--			SPACE	1	--	46
47	--	1	SPACE					--	--	SPACE	1	--	48
49	--	1	SPACE	--	--					SPACE	1	--	50
51	--	1	SPACE			--	--			SPACE	1	--	52
53	--	1	SPACE					--	--	SPACE	1	--	54
			TOTAL LOAD	115811 VA		115811 VA		115811 VA					

Load Classification

Load	Connected VA	Demand Factor	Demand VA
Recept.			
Lighting			
HVAC			
Motors			
Refrig.			
Kitchen			
Misc.	347434 VA	75.00%	260575 VA

Panel Totals

Connected Load	347434 VA
Estimated Load	260575 VA
Connected Amps	964 A
Demand Amps	723 A

PANEL: PP4

LOCATION: SERVER CL. 9 **A.I.C. RATING:**
VOLTAGE: **MCB RATING:** Type 1
FED FROM: **MAIN BUS RATING:** 800 A
MOUNTING: Surface

...	BRKR		LOAD DESCRIPTION	A		B		C		LOAD DESCRIPTION	BRKR		...
1	20	2	SSI-74	35	--					SPACE	1	--	2
3						35	140			SSI-75,76,77,78	2	20	4
5	20	2	RBU-4					200	140				6
7				200	--					SPACE	1	--	8
9	20	2	RBU-1,2			400	795			SSI-5,6,7,8,9,10	2	20	10
11								400	795				12
13	20	2	SSI-1,2,3,4	1310	210					SSI-11,12,13,14,15,16	2	20	14
15						1310	210						16
17	20	2	EF-1					1144	210	SSI-85,86,87,88,89,90	2	20	18
19				1144	210								20
21	20	2	SSI-79,80,81,82,83,84			210	3579						22
23								210	3579	ACC-6	3	40	24
25				4803	3579								26
27	50	3	HP-04			4803	4803						28
29								4803	4803	HP-05	3	50	30
31				6004	4803								32
33	50	3	ACC-1			6004	6004						34
35								6004	6004	ACC-3	3	50	36
37				7205	6004								38
39	60	3	ACC-2			7205	7205						40
41								7205	7205	ACC-4	3	60	42
43				8526	7205								44
45	90	3	ACC-5			8526	9006						46
47								8526	9006	SSO-1	3	150	48
49				11648	9006								50
51	125	3	ERU-1			11648	11648						52
53								11648	11648	ERU-2	3	125	54
55				11648	11648								56
57	125	3	ERU-3			11648	500			POWER	1	20	58
59								11648	500	POWER	1	20	60
61	--	1	SPACE	--	--					SPACE	1	--	62
63	--	1	SPACE			--	--			SPACE	1	--	64
65	--	1	SPACE					--	--	SPACE	1	--	66
			TOTAL LOAD	95191 VA		95682 VA		95681 VA					

Load Classification

Load	Connected VA	Demand Factor	Demand VA
Recept.			
Lighting			
HVAC			
Motors			
Refrig.			
Kitchen			
Misc.	285553 VA	75.00%	214165 VA

Panel Totals

Connected Load	286553 VA
Estimated Load	214915 VA
Connected Amps	795 A
Demand Amps	597 A

PANEL: PP1

LOCATION: SERVER CL. 9 **A.I.C. RATING:**
VOLTAGE: **MCB RATING:** Type 1
FED FROM: **MAIN BUS RATING:** 225 A
MOUNTING: Surface

...	BRKR		LOAD DESCRIPTION	A (VA)		B (VA)		C (VA)		LOAD DESCRIPTION	BRKR		...
1	20	1	RECEPTS: 32	1080	1080					RECEPTS: 21	1	20	2
3	20	1	RECEPTS: 30			1080	1080			RECEPTS: 19	1	20	4
5	20	1	RECEPTS: 26					1080	1080	RECEPTS: 17	1	20	6
7	20	1	RECEPTS: 24	1080	1080					RECEPTS: 15	1	20	8
9	20	1	RECEPTS: 9			180	1080			RECEPTS: 3	1	20	10
11	20	1	RECEPTS: 6					1080	1080	RECEPTS: 1	1	20	12
13	20	1	RECEPTS: 4	1080	1080					RECEPTS: 104	1	20	14
15	20	1	RECEPTS: 2			1080	1080			RECEPTS: 105	1	20	16
17	20	1	RECEPTS: 100					1080	540	RECEPTS: 16	1	20	18
19	20	1	RECEPTS: 101	1080	540					RECEPTS: 16	1	20	20
21	20	1	RECEPTS: 38, 39			720	360			RECEPTS: 38	1	20	22
23	20	1	RECEPTS: 16B					360	1080	RECEPTS: 102	1	20	24
25	20	1	RECEPTS: 103	1080	360					RECEPTS: ROOF	1	20	26
27	20	1	RECEPTS: ROOF			360	5980						28
29								5980	5980	ACC-7	3	60	30
31	60	3	ACC-8	5980	5980								32
33						5980	833						34
35								1040	833	ERU-5	2	20	36
37	20	2	ERU-4	1040	180								
39	20	1	FIRE/SMOKE DAMPER ACTUATORS			1000	900			RECEPTS: 16	1	20	38
41	20	1	SPARE					0	900	RECEPTS: 37A	1	20	40
										RECEPTS: 37B	1	20	42
			TOTAL LOAD	22721 VA		21713 VA		22113 VA					

Load Classification

Load	Connected VA	Demand Factor	Demand VA
Recept.	25920 VA	69.29%	17960 VA
Lighting			
HVAC			
Motors			
Refrig.			
Kitchen			
Misc.	39627 VA	75.00%	29720 VA

Panel Totals

Connected Load	66547 VA
Estimated Load	48430 VA
Connected Amps	185 A
Demand Amps	134 A

PANEL: PP2

LOCATION: STORAGE 58 **A.I.C. RATING:**
VOLTAGE: **MCB RATING:** Type 1
FED FROM: **MAIN BUS RATING:** 225 A
MOUNTING: Surface

...	BRKR		LOAD DESCRIPTION	A (VA)		B (VA)		C (VA)		LOAD DESCRIPTION	BRKR		...
1	20	1	RECEPTS: 57	1080	1080					RECEPTS: 62	1	20	2
3	20	1	RECEPTS: 59			1080	1080			RECEPTS: 64	1	20	4
5	20	1	RECEPTS: 61					1080	1080	RECEPTS: 66	1	20	6
7	20	1	RECEPTS: 63	1080	1080					RECEPTS: 68	1	20	8
9	20	1	RECEPTS: 65			1080	1080			RECEPTS: 70	1	20	10
11	20	1	RECEPTS: 67					1080	1080	RECEPTS: 72	1	20	12
13	20	1	RECEPTS: 69	1080	1080					RECEPTS: 74	1	20	14
15	20	1	RECEPTS: 71			1080	360			RECEPTS: EXTERIOR CLASSROOM	1	20	16
17	20	1	RECEPTS: EXTERIOR CLASSROOM					720	3000	LIGHTING: EXTERIOR CLASSROOM	1	20	18
19	20	1	RECEPTS: ROOF	360	175					SSI-66,67,68,69,70	2	20	20
21						350	175						22
23	20	2	SSI-40,41,42,43,44,45,46,47,48,49					350	105	SSI-71,72,73	2	20	24
25				280	105								26
27	20	2	SSI-50,51,52,53,54,55,56,57			280	800			RBU-9,10,11,12	2	20	28
29								14410	800				30
31	100	3	SSO-2	14410	280					SSI-58,59,60,61,62,63,64,65	2	20	32
33						14410	280						34
35	20	1	FIRE/SMOKE DAMPER ACTUATORS					1000	0	SPARE	1	20	36
37	20	1	SPARE	0	0					SPARE	1	20	38
39	20	1	SPARE			0	0			SPARE	1	20	40
41	20	1	SPARE					0	0	SPARE	1	20	42
			TOTAL LOAD	22090 VA		22055 VA		24573 VA					

Load Classification

Load	Connected VA	Demand Factor	Demand VA
Recept.	17640 VA	78.34%	13820 VA
Lighting	3000 VA	125.00%	3750 VA
HVAC			
Motors			
Refrig.			
Kitchen			
Misc.	47211 VA	75.00%	35408 VA

Panel Totals

Connected Load	68707 VA
Estimated Load	53554 VA
Connected Amps	191 A
Demand Amps	149 A

CPL | Architecture Engineering Planning
50 Front Street Suite 202,
Newburgh, NY 12550
CPLteam.com

SOUTH ORANGETOWN Central School District
Capital Improvements Bond
Essential Infrastructure for Student Health, Safety and Success

PROJECT INFORMATION

Project Number
14457.20

Client Name
SOUTH ORANGETOWN CENTRAL SCHOOL DISTRICT

Project Name
PHASE 1: 2022 BOND

District Office Address
160 VAN WYCK RD, BLAUVELT, NY 10913

SOUTH ORANGETOWN CSD
- ■ WILLIAM O. SCHAEFER SED#:50-03-01-06-0-012-019
- ☐ COITTAGE LANE ELEMENTARY SED#:50-03-01-06-0-010-022
- ☐ TAPPAN ZEE HIGH SCHOOL SED#:50-03-01-06-0-006-032
- ☐ WILLIAM O. SCHAEFER S&L SED#: 50-03-01-06-0-012-020
- ☐ COITTAGE LANE S&L SED#: 50-03-01-06-0-010-023
- ☐ COITTAGE LANE LIBRARY S&L SED#: 50-03-01-06-8-023-002
- ☐ WOS OUTDOOR CLASSROOM SED#: 50-03-01-06-7-053-001
- ☐ SOMS OUTDOOR CLASSROOM SED#: 50-03-01-06-7-056-001
- ☐ CLE OUTDOOR CLASSROOM SED#: 50-03-01-06-7-054-001
- ☐ TZHS OUTDOOR CLASSROOM SED#: 50-03-01-06-7-055-001

PROJECT ISSUE & REVISION SCHEDULE

No.	Date	Description

PROFESSIONAL STAMPS

NEW YORK STATE EDUCATION STATEMENT

IT IS A VIOLATION OF THE NEW YORK STATE EDUCATION LAW AND THE COMMISSIONER'S REGULATIONS FOR ANY PERSON, UNLESS ACTING UNDER THE DIRECTION OF A LICENSED ARCHITECT, ENGINEER OR LAND SURVEYOR, TO ALTER AN ITEM IN ANY WAY. IF AN ITEM BEARING THE SEAL OF AN ARCHITECT, ENGINEER OR SURVEYOR IS ALTERED, THE ALTERING PARTY SHALL AFFIX TO THE ITEM THEIR SEAL AND THE NOTATION "ALTERED BY" FOLLOWED BY THEIR SIGNATURE AND THE DATE OF SUCH ALTERATION, AND A SPECIFIC DESCRIPTION OF THE ALTERATION.

SHEET INFORMATION

Issued: 10/18/2023
Scale:
Project Status: BID DOCUMENTS
Drawn By: MAY
Checked By: JBT
Drawing Title: ELECTRICAL SCHEDULES

Drawing Number
WOS
E902

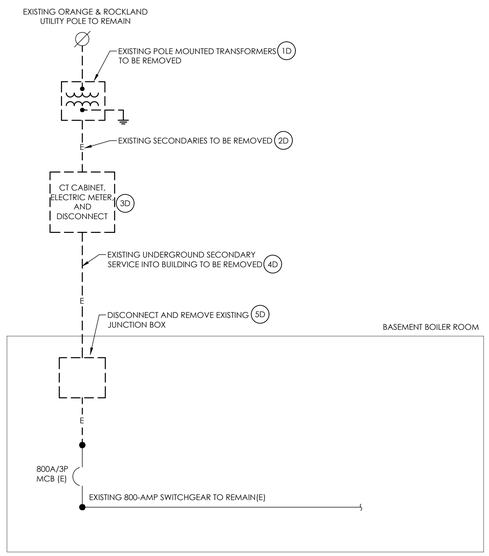

1 E001 DEMOLITION SINGLE LINE DIAGRAM
SCALE: NOT TO SCALE

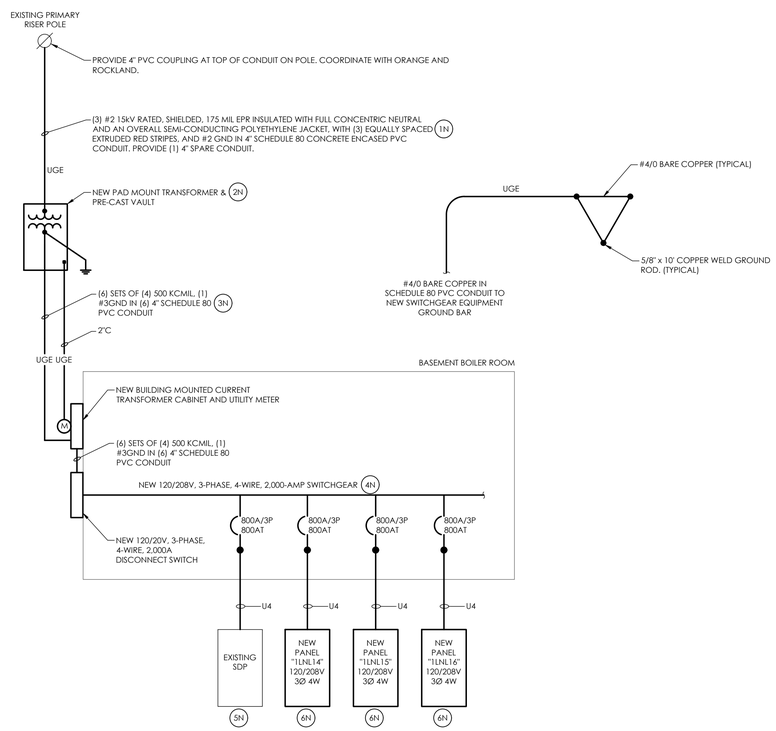

2 E001 NEW WORK SINGLE LINE DIAGRAM
SCALE: NOT TO SCALE

GENERAL NOTES:

A. CONTRACTOR SHALL BE RESPONSIBLE FOR COORDINATING ALL UTILITY WORK WITH ORANGE AND ROCKLAND PRIOR TO BEGINNING WORK.

B. CONTRACTOR SHALL BE RESPONSIBLE FOR PROVIDING ADEQUATE ADVANCE NOTICE TO OWNER PRIOR TO ANY ELECTRICAL SERVICE SHUT-DOWN(S).

C. ANY EQUIPMENT, AS WELL AS IT'S ASSOCIATED FEEDERS, CIRCUITING AND CONDUITS LABELED (E) SHALL REMAIN UNLESS OTHERWISE NOTED.

D. EXISTING AS-BUILT INFORMATION SHOWN ON DRAWINGS HAS BEEN TAKEN FROM EXISTING DOCUMENTS AND FIELD OBSERVATION. NOT ALL EXISTING RACEWAYS, DEVICES, JUNCTION BOXES, ETC. MAY BE SHOWN. THE CONTRACTOR IS RESPONSIBLE FOR FIELD VERIFICATION OF EXISTING EQUIPMENT AND EXACT CONDUIT ROUTING TO NEW AUTOMATIC TRANSFER SWITCH DURING CONSTRUCTION.

E. CONTRACTOR SHALL PROVIDE AN UPDATED PANELBOARD SCHEDULE FOR ANY PANELBOARDS AFFECTED DURING CONSTRUCTION.

F. REFER TO DRAWINGS CLE-E103 AND CLE-E203 FOR LOCATIONS OF ALL EXISTING AND NEW EQUIPMENT.

G. ALL NEW CIRCUIT BREAKERS SHALL BE UL LISTED/LABELED AND SHALL MATCH INTERRUPTING RATING OF EXISTING PANEL.

DEMOLITION KEY NOTES:

1D ORANGE AND ROCKLAND TO DISCONNECT AND REMOVE EXISTING POLE MOUNTED UTILITY TRANSFORMERS.

2D DISCONNECT AND REMOVE EXISTING SECONDARIES FROM POLE MOUNTED TRANSFORMERS TO CT CABINET ON BUILDING.

3D DISCONNECT AND REMOVE EXISTING CT CABINET, METER, AND DISCONNECT SWITCH.

4D DISCONNECT AND REMOVE EXISTING SECONDARIES FROM CT CABINET TO DISCONNECT SWITCH, AND ALL CONDUIT AND WIRING FROM DISCONNECT TO EXISTING MDP.

5D DISCONNECT AND REMOVE EXISTING JUNCTION BOX USED FOR EXISTING SERVICE CONDUITS.

NEW WORK KEY NOTES:

1N PROVIDE NEW UNDERGROUND PRIMARY SERVICE TO NEW TRANSFORMER AS INDICATED. COORDINATE REQUIREMENTS AND INSTALLATION WITH ORANGE AND ROCKLAND.

2N PROVIDE NEW TRANSFORMER VAULT AND GROUND GRID. COORDINATE REQUIREMENTS AND INSTALLATION WITH ORANGE AND ROCKLAND. NEW TRANSFORMER BY ORANGE AND ROCKLAND. REFER TO DRAWING CLE-E003 FOR NEW TRANSFORMER LOCATION.

3N PROVIDE NEW UNDERGROUND SECONDARY SERVICE TO NEW 1,600A SWITCHGEAR. INCOMING FEEDERS SHALL ENTER INTO EXISTING BOILER ROOM FOR ACCESSING OF NEW SWITCHBOARD.

4N INSTALL NEW SWITCHEAR IN BOILER ROOM, NEXT TO EXISTING MDP. NEW SWITCHGEAR TO BE LABELED "MDP". REFER TO DRAWING CLE-E203 FOR FURTHER INFORMATION.

5N CONNECT EXISTING MDP TO NEW SWITCHGEAR AS INDICATED. RE-LABEL AS "SDP"

6N PROVIDE NEW 120/208V, 3-PHASE, 4-WIRE, 800-AMP, 54 CIRCUIT PANELBOARDS, RATED AT 10KAIC.

CIRCUIT LEGEND

	3Ø, 4W
CKT. I.D.	WIRE AND CONDUIT
A3	3#12, 1#12G, 3/4"C
A4	4#12, 1#12G, 3/4"C
B3	3#10, 1#10G, 3/4"C
B4	4#10, 1#10G, 3/4"C
C3	3#8, 1#10G, 1"C
C4	4#8, 1#10G, 1"C
D3	3#6, 1#10G, 1"C
D4	4#6, 1#10G, 1"C
E3	3#4, 1#10G, 1 1/4"C
E4	4#4, 1#10G, 1 1/4"C
F3	3#4, 1#8G, 1 1/4"C
F4	4#4, 1#8G, 1 1/4"C
G3	3#3, 1#8G, 1 1/4"C
G4	4#3, 1#8G, 1 1/4"C
H3	3#2, 1#6G, 1 1/2"C
H4	4#2, 1#6G, 1 1/2"C
J4	4#1, 1#8G, 1 1/2"C
K3	3#1/0, 1#6G, 2"C
K4	4#1/0, 1#6G, 2"C
L4	4#2/0, 1#6G, 2"C
M3	3#3/0, 1#4G, 2"C
M4	4#3/0, 1#4G, 2 1/2"C
N4	4#4/0, 1#4G, 2 1/2"C
P4	4-250KCM, 1#4G, 2 1/2"C
Q4	4-350KCM, 1#4G, 3"C
R3	3-500KCM, 1#2G, 3"C
R4	4-500KCM, 1#2G, 3 1/2"C
S4	2 ea.[4-#4/0, 1#4G, 2 1/2"C]
T4	2 ea.[4-350KCM, 1#1/0G, 3 1/2"C]
U4	2 ea.[4-500KCM, 1#1/0G, 4"C]
V4	3 ea.[4-350KCM, 1#1/0G, 3"C]
W4	3 ea.[4-500KCM, 1#2/0G, 4"C]
X4	4 ea.[4-350KCM, 1#3/0G, 3 1/2"C]
Y4	5 ea.[4-500KCM, 1#4/0G, 4"C]
Z4	6 ea.[4-500KCM, 1-250KCMG, 4"C]
ZZ4	7 ea.[4-500KCM, 1#1/0G, 4"C]

LEGEND:

DEMO
EXISTING
NEW

CPL | Architecture Engineering Planning
30 Century Hill Drive, Suite 104
Latham, NY 12110
CPLteam.com

SOUTH ORANGETOWN Central School District
Capital Improvements Bond
Essential Infrastructure for Student Health, Safety and Success

PROJECT INFORMATION

Project Number
14457.20

Client Name
SOUTH ORANGETOWN CENTRAL SCHOOL DISTRICT

Project Name
PHASE 1: 2022 BOND

District Office Address
160 VAN WYCK RD.
BLAUVELT, NY 10913

SOUTH ORANGETOWN CSD

- [ ] WILLIAM O. SCHAEFER SED#: 50-03-01-06-0-012-019
- [x] COTTAGE LANE ELEMENTARY SED#: 50-03-01-06-0-010-022
- [ ] TAPPAN ZEE HIGH SCHOOL SED#: 50-03-01-06-0-006-032
- [ ] WILLIAM O. SCHAEFER S&L SED#: 50-03-01-06-0-012-020
- [ ] COTTAGE LANE S&L SED#: 50-03-01-06-0-010-023
- [ ] COTTAGE LANE LIBRARY S&L SED#: 50-03-01-06-8-023-002
- [ ] WOS OUTDOOR CLASSROOM SED#: 50-03-01-06-7-053-001
- [ ] SOMS OUTDOOR CLASSROOM SED#: 50-03-01-06-7-056-001
- [ ] CLE OUTDOOR CLASSROOM SED#: 50-03-01-06-7-054-001
- [ ] TONS OUTDOOR CLASSROOM SED#: 50-03-01-06-7-055-001

PROJECT ISSUE & REVISION SCHEDULE

No.	Date	Description

PROFESSIONAL STAMPS

NEW YORK STATE EDUCATION STATEMENT

IT IS A VIOLATION OF THE NEW YORK STATE EDUCATION LAW AND THE COMMISSIONER'S REGULATIONS FOR ANY PERSON, UNLESS ACTING UNDER THE DIRECTION OF A LICENSED ARCHITECT, ENGINEER OR LAND SURVEYOR, TO ALTER AN ITEM IN ANY WAY. IF AN ITEM BEARING THE SEAL OF AN ARCHITECT, ENGINEER OR SURVEYOR IS ALTERED, THE ALTERING PARTY SHALL AFFIX TO THE ITEM THEIR SEAL AND THE NOTATION "ALTERED BY" FOLLOWED BY THEIR SIGNATURE AND THE DATE OF SUCH ALTERATION, AND A SPECIFIC DESCRIPTION OF THE ALTERATION.

SHEET INFORMATION

Issued	Scale
10/18/23	AS NOTED

Project Status
BID DOCUMENTS

Drawn By	Checked By
MAY	JBT

Drawing Title
ELECTRICAL ONE LINE DIAGRAM

Drawing Number
CLE E001

Revision Number

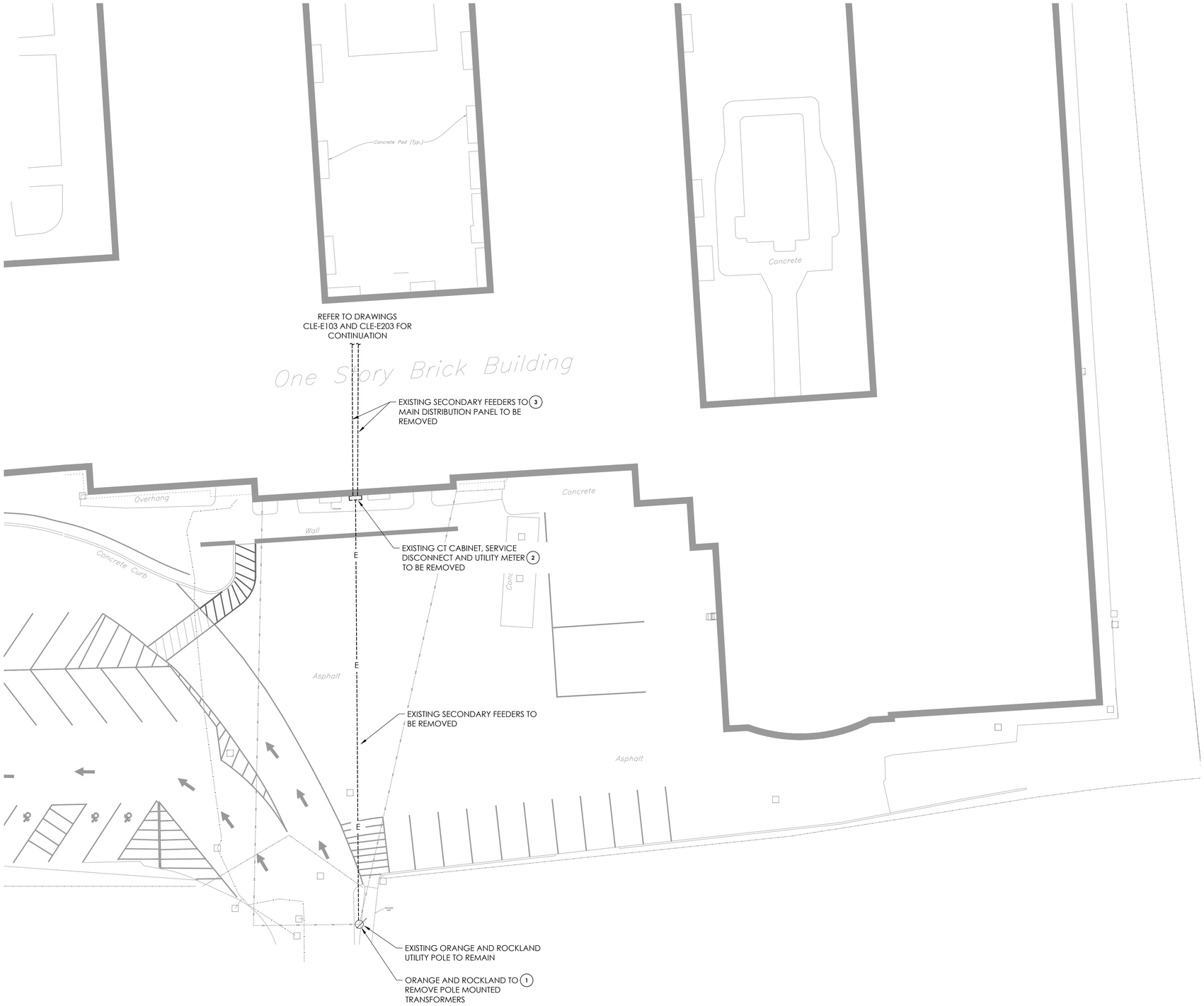

1 E002 ELECTRICAL DEMOLITION SITE PLAN
SCALE: 1/16" = 1'-0"

GENERAL NOTES:

A. CONTRACTOR SHALL BE RESPONSIBLE FOR COORDINATING ALL UTILITY WORK WITH ORANGE AND ROCKLAND PRIOR TO BEGINNING WORK.

B. CONTRACTOR SHALL BE RESPONSIBLE FOR PROVIDING ADEQUATE ADVANCE NOTICE TO OWNER PRIOR TO ANY ELECTRICAL SERVICE SHUT-DOWN(S).

C. ANY EQUIPMENT, AS WELL AS ITS ASSOCIATED FEEDERS, CIRCUITING, AND CONDUITS LABELED (E) SHALL REMAIN UNLESS OTHERWISE NOTED.

D. EXISTING AS-BUILT INFORMATION SHOWN ON DRAWINGS HAS BEEN TAKEN FROM EXISTING DOCUMENTS AND FIELD OBSERVATION. NOT ALL EXISTING RACEWAYS, DEVICES, JUNCTION BOXES, ETC. MAY BE SHOWN. THE CONTRACTOR IS RESPONSIBLE FOR FIELD VERIFICATION OF EXISTING EQUIPMENT AND EXACT CONDUIT ROUTING TO NEW AUTOMATIC TRANSFER SWITCH DURING CONSTRUCTION.

E. THE ELECTRICAL CONTRACTOR IS RESPONSIBLE FOR VERIFICATION OF ALL UNDERGROUND UTILITIES IN AREAS OF NEW UNDERGROUND ELECTRICAL WORK PRIOR TO EXCAVATION. ALL EXISTING ADJACENT UTILITIES SHALL BE TRACED AND MARKED ON SITE PRIOR TO EXCAVATION. THE ELECTRICAL CONTRACTOR SHALL BE RESPONSIBLE FOR ANY DAMAGE CAUSED TO ADJACENT UNDERGROUND UTILITIES ABD SHALL INCUR ALL ASSOCIATED REPAIR COSTS.

F. UNDERGROUND CONDUIT SHALL BE SCHEDULE 80 PVC AND BE PLACED IN TRENCH SO THAT TOP OF CONDUIT IS 30" BELOW GRADE, UNLESS OTHERWISE NOTED. INSTALL WARNING TAPE 12" ABOVE CONDUIT.

G. ALL ABOVE GRADE EXPOSED CONDUITS SHALL BE IN RIGID GALVANIZED STEEL.

H. ALL UNDERGROUND CONDUIT ELBOWS AND SWEEPS SHALL BE IN RIGID GALVANIZED STEEL.

I. ELECTRICAL CONTRACTOR IS RESPONSIBLE FOR SLEEVES THROUGH CONCRETE FOUNDATION WALLS AND SLABS.

J. THE CONTRACTOR IS RESPONSIBLE FOR ALL COST ASSOCIATED WITH TRENCHING, SAW CUTTING, ETC. FOR WORK OF THE ELECTRICAL CONTRACT. CONTRACTOR SHALL ALSO BE RESPONSIBLE FOR FULL RESTORATION OF ALL EXISTING CONDITIONS INCLUDING, BUT NOT LIMITED TO, LAWN/LANDSCAPING RESTORATION, REPLACING, AND PATCHING OF ALL PAVEMENT, CONCRETE, ETC. EFFECTED BY WORK OF THE ELECTRICAL CONTRACT.

K. CONTRACTOR SHALL PROVIDE AN UPDATED PANELBOARD SCHEDULE FOR ANY PANELBOARDS AFFECTED DURING CONSTRUCTION.

L. REFER TO DRAWING CLE-E800 FOR ELECTRICAL DETAILS.

NEW WORK KEY NOTES:

1. EXISTING POLE MOUNTED TRANSFORMERS TO BE REMOVED BY CENTRAL HUDSON. EXISTING UTILITY POLE TO REMAIN. REFER TO DRAWING CLE-E001 FOR FURTHER INFORMATION.

2. EXISTING CT CABINET, METER, AND SERVICE DISCONNECT SWITCH, ALONG WITH INCOMING SECONDARIES ARE TO BE REMOVED ENTIRELY. REFER TO DRAWING CLE-E001 FOR FURTHER INFORMATION.

3. EXISTING INCOMING FEEDERS TO MAIN DISTRIBUTION PANEL TO BE REMOVED ENTIRELY. REFER TO DRAWINGS CLE-E001, CLE-E103 FOR DEMOLITION, AND CLE-E203 FOR NEW WORK.

N
0 20 40

CPL | Architecture Engineering Planning
30 Century Hill Drive, Suite 104
Latham, NY 12110
CPLteam.com

SOUTH ORANGETOWN Central School District
Capital Improvements Bond
Essential Infrastructure for Student Health, Safety and Success

PROJECT INFORMATION

Project Number
14457.20

Client Name
SOUTH ORANGETOWN CENTRAL SCHOOL DISTRICT

Project Name
PHASE 1: 2022 BOND

District Office Address
160 VAN WYCK RD.
BLAUVELT, NY 10913

SOUTH ORANGETOWN CSD

- ☐ WILLIAM O. SCHAEFER SED#: 50-03-01-06-0-012-019
- ☒ COTTAGE LANE ELEMENTARY SED#: 50-03-01-06-0-010-022
- ☐ TAPPAN ZEE HIGH SCHOOL SED#: 50-03-01-06-0-006-032
- ☐ WILLIAM O. SCHAEFER S&L SED#: 50-03-01-06-0-012-000
- ☐ COTTAGE LANE S&L SED#: 50-03-01-06-0-010-023
- ☐ COTTAGE LANE LIBRARY S&L SED#: 50-03-01-06-8-023-002
- ☐ WOS OUTDOOR CLASSROOM SED#: 50-03-01-06-7-053-001
- ☐ SOMS OUTDOOR CLASSROOM SED#: 50-03-01-06-7-056-001
- ☐ CLE OUTDOOR CLASSROOM SED#: 50-03-01-06-7-054-001
- ☐ TDHS OUTDOOR CLASSROOM SED#: 50-03-01-06-7-055-001

PROJECT ISSUE & REVISION SCHEDULE

No.	Date	Description

PROFESSIONAL STAMPS

NEW YORK STATE EDUCATION STATEMENT

IT IS A VIOLATION OF THE NEW YORK STATE EDUCATION LAW AND THE COMMISSIONER'S REGULATIONS FOR ANY PERSON, UNLESS ACTING UNDER THE DIRECTION OF A LICENSED ARCHITECT, ENGINEER OR LAND SURVEYOR, TO ALTER AN ITEM IN ANY WAY. IF AN ITEM BEARING THE SEAL OF AN ARCHITECT, ENGINEER OR SURVEYOR IS ALTERED, THE ALTERING ARCHITECT, ENGINEER OR SURVEYOR SHALL AFFIX TO THE ITEM THE PHRASE "ALTERED BY" FOLLOWED BY THEIR SIGNATURE AND THE DATE OF SUCH ALTERATION, AND A SPECIFIC DESCRIPTION OF THE ALTERATION.

SHEET INFORMATION

Issued	Scale
10/18/23	AS NOTED

Project Status
BID DOCUMENTS

Drawn By	Checked By
MAY	JBT

Drawing Title
ELECTRICAL DEMOLITION SITE PLAN

Drawing Number	Revision Number
CLE E002	

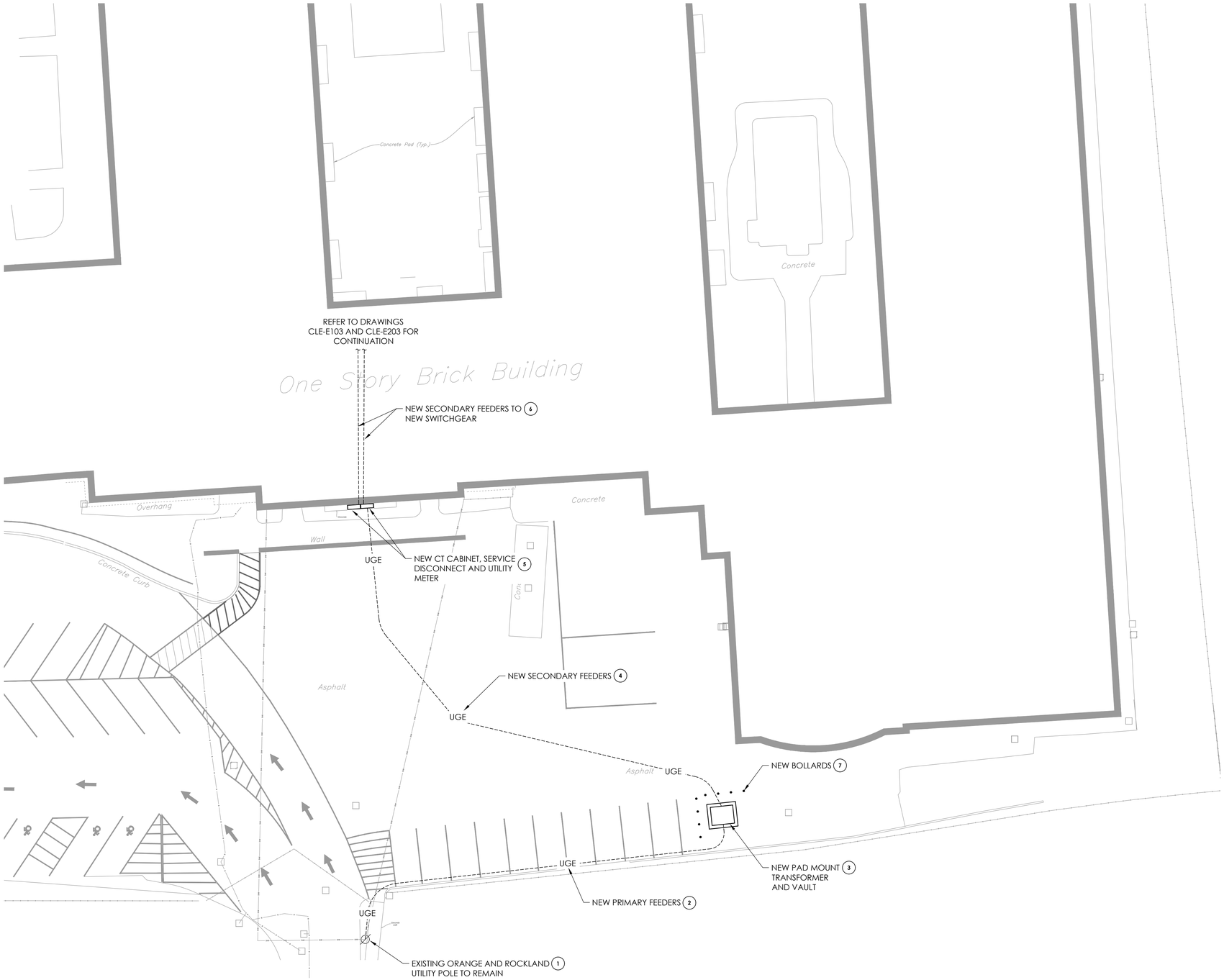

1 / E003 ELECTRICAL NEW WORK SITE PLAN

SCALE: 1/16" = 1'-0"

GENERAL NOTES:

A. CONTRACTOR SHALL BE RESPONSIBLE FOR COORDINATING ALL UTILITY WORK WITH ORANGE AND ROCKLAND PRIOR TO BEGINNING WORK.

B. CONTRACTOR SHALL BE RESPONSIBLE FOR PROVIDING ADEQUATE ADVANCE NOTICE TO OWNER PRIOR TO ANY ELECTRICAL SERVICE SHUT-DOWN(S).

C. ANY EQUIPMENT, AS WELL AS ITS ASSOCIATED FEEDERS, CIRCUITING, AND CONDUITS LABELED (E) SHALL REMAIN UNLESS OTHERWISE NOTED.

D. EXISTING AS-BUILT INFORMATION SHOWN ON DRAWINGS HAS BEEN TAKEN FROM EXISTING DOCUMENTS AND FIELD OBSERVATION. NOT ALL EXISTING RACEWAYS, DEVICES, JUNCTION BOXES, ETC. MAY BE SHOWN. THE CONTRACTOR IS RESPONSIBLE FOR FIELD VERIFICATION OF EXISTING EQUIPMENT AND EXACT CONDUIT ROUTING TO NEW AUTOMATIC TRANSFER SWITCH DURING CONSTRUCTION.

E. THE ELECTRICAL CONTRACTOR IS RESPONSIBLE FOR VERIFICATION OF ALL UNDERGROUND UTILITIES IN AREAS OF NEW UNDERGROUND ELECTRICAL WORK PRIOR TO EXCAVATION. ALL EXISTING ADJACENT UTILITIES SHALL BE TRACED AND MARKED ON SITE PRIOR TO EXCAVATION. THE ELECTRICAL CONTRACTOR SHALL BE RESPONSIBLE FOR ANY DAMAGE CAUSED TO ADJACENT UNDERGROUND UTILITIES ABD SHALL INCUR ALL ASSOCIATED REPAIR COSTS.

F. UNDERGROUND CONDUIT SHALL BE SCHEDULE 80 PVC AND BE PLACED IN TRENCH SO THAT TOP OF CONDUIT IS 30" BELOW GRADE, UNLESS OTHERWISE NOTED. INSTALL WARNING TAPE 12" ABOVE CONDUIT.

G. ALL ABOVE GRADE EXPOSED CONDUITS SHALL BE IN RIGID GALVANIZED STEEL.

H. ALL UNDERGROUND CONDUIT ELBOWS AND SWEEPS SHALL BE IN RIGID GALVANIZED STEEL.

I. ELECTRICAL CONTRACTOR IS RESPONSIBLE FOR SLEEVES THROUGH CONCRETE FOUNDATION WALLS AND SLABS.

J. THE CONTRACTOR IS RESPONSIBLE FOR ALL COST ASSOCIATED WITH TRENCHING, SAW CUTTING, ETC. FOR WORK OF THE ELECTRICAL CONTRACT. CONTRACTOR SHALL ALSO BE RESPONSIBLE FOR FULL RESTORATION OF ALL EXISTING CONDITIONS INCLUDING, BUT NOT LIMITED TO, LAWN/LANDSCAPING RESTORATION, REPLACING, AND PATCHING OF ALL PAVEMENT, CONCRETE, ETC. EFFECTED BY WORK OF THE ELECTRICAL CONTRACT.

K. CONTRACTOR SHALL PROVIDE AN UPDATED PANELBOARD SCHEDULE FOR ANY PANELBOARDS AFFECTED DURING CONSTRUCTION.

L. REFER TO DRAWING CLE-E800 FOR ELECTRICAL DETAILS.

NEW WORK KEY NOTES:

1. EXISTING UTILITY POLE TO REMAIN. CONTRACTOR TO INSTALL CONDUIT AND WIRE UP POLE FOR CONNECTION BY ORANGE AND ROCKLAND. PROVIDE A PVC COUPLING ON TOP OF RISER CONDUIT. PROVIDE 40' OF PRIMARY SERVICE WIRE ABOVE TOP OF CONDUIT FOR CONNECTION TO SERVICE.

2. PROVIDE UNDERGROUND PRIMARY SERVICE FROM UTILITY POLE TO NEW TRANSFORMER AS INDICATED. REFER TO DRAWING CLE-E001 FOR FURTHER INFORMATION.

3. NEW TRANSFORMER VAULT AND PAD MOUNTED TRANSFORMER. TRANSFORMER BY ORANGE AND ROCKLAND. PROVIDE TRANSFORMER VAULT AND PAD. REFER TO DRAWING CLE-E800 FOR FURTHER INFORMATION.

4. PROVIDE UNDERGROUND SECONDARY FEEDERS FROM TRANSFORMER TO CT CABINET AS INDICATED. REFER TO DRAWING CLE-E001 FOR FURTHER INFORMATION.

5. PROVIDE NEW CT CABINET, METER, AND SERVICE DISCONNECT SWITCH AT LOCATION INDICATED. EQUIPMENT TO BE MOUNTED ON EXTERIOR WALL AT REMOVED LOCATION. REFER TO DRAWING CLE-E001 FOR FURTHER INFORMATION.

6. PROVIDE CONDUIT AND WIRE FROM SERVICE DISCONNECT SWITCH TO NEW SWITCHGEAR IN BOILER ROOM. REFER TO DRAWINGS CLE-E001 AND CLE-E203 FOR FURTHER INFORMATION.

7. PROVIDE NEW BOLLARDS, 4' FROM EDGE OF TRANSFORMER, AT LOCATIONS INDICATED. REFER TO DRAWING CLE-E800 FOR FURTHER INFORMATION.

N

0 20 40

CPL | Architecture Engineering Planning
30 Century Hill Drive, Suite 104
Latham, NY 12110
CPLteam.com

SOUTH ORANGETOWN Central School District
Capital Improvements Bond
Essential Infrastructure for Student Health, Safety and Success

PROJECT INFORMATION

Project Number
14457.20

Client Name
SOUTH ORANGETOWN CENTRAL SCHOOL DISTRICT

Project Name
PHASE 1: 2022 BOND

District Office Address
160 VAN WYCK RD.
BLAUVELT, NY 10913

SOUTH ORANGETOWN CSD

- ☐ WILLIAM O. SCHAEFER SED#: 50-03-01-06-0-012-019
- ☒ COTTAGE LANE ELEMENTARY SED#: 50-03-01-06-0-010-022
- ☐ TAPPAN ZEE HIGH SCHOOL SED#: 50-03-01-06-0-006-032
- ☐ WILLIAM O. SCHAEFER S&L SED#: 50-03-01-06-0-012-000
- ☐ COTTAGE LANE S&L SED#: 50-03-01-06-0-010-023
- ☐ COTTAGE LANE LIBRARY S&L SED#: 50-03-01-06-8-023-002
- ☐ WOS OUTDOOR CLASSROOM SED#: 50-03-01-06-7-053-001
- ☐ SOMS OUTDOOR CLASSROOM SED#: 50-03-01-06-7-056-001
- ☐ CLE OUTDOOR CLASSROOM SED#: 50-03-01-06-7-054-001
- ☐ TDHS OUTDOOR CLASSROOM SED#: 50-03-01-06-7-055-001

PROJECT ISSUE & REVISION SCHEDULE

No.	Date	Description

PROFESSIONAL STAMPS

NEW YORK STATE EDUCATION STATEMENT

IT IS A VIOLATION OF THE NEW YORK STATE EDUCATION LAW AND THE COMMISSIONER'S REGULATIONS FOR ANY PERSON, UNLESS THEY ARE ACTING UNDER THE DIRECTION OF A LICENSED ARCHITECT, ENGINEER OR LAND SURVEYOR, TO ALTER IN ANY WAY AN ITEM BEARING THE SEAL OF AN ARCHITECT, ENGINEER OR SURVEYOR IS ALTERED. THE ALTERING PARTY SHALL AFFIX TO THE ITEM THEIR SEAL AND THE NOTATION "ALTERED BY" FOLLOWED BY THEIR SIGNATURE AND THE DATE OF SUCH ALTERATION, AND A SPECIFIC DESCRIPTION OF THE ALTERATION.

SHEET INFORMATION

Issued	Scale
10/18/23	AS NOTED

Project Status
BID DOCUMENTS

Drawn By	Checked By
MAY	JBT

Drawing Title
ELECTRICAL NEW WORK SITE PLAN

Drawing Number	Revision Number
CLE E003	

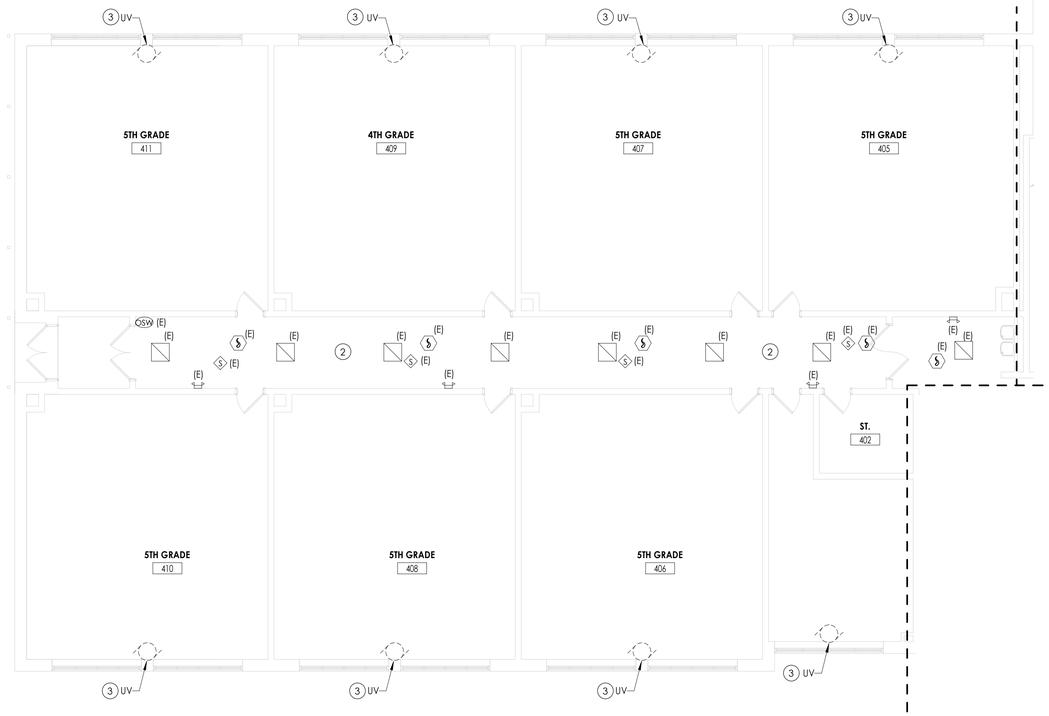

1 / E100 **FIRST FLOOR ELECTRICAL DEMOLITION PLAN - AREA A**

1/8" = 1'-0"

GENERAL NOTES

A. ALL ITEMS SHOWN ARE TO BE REMOVED UNLESS LABELED AS (E) EXISTING. REMOVAL OF DEVICE INCLUDES ITS ASSOCIATED CABLING/BRANCH CIRCUIT WIRING, AND RACEWAY.

B. ANY EXISTING DEVICE TO REMAIN, LABELED AS (E) SHALL REMAIN IN PLACE AS WELL AS ITS' ASSOCIATED CIRCUITING AND CONDUIT, UNLESS OTHERWISE NOTED.

C. THE CONTRACTOR SHALL REMOVE THE EXISTING ELECTRIC IN AREAS OF NEW RENOVATIONS TO ACCOMMODATE NEW CONSTRUCTION. REROUTING OF EXISTING MAY BE REQUIRED AT NEW OPENINGS IN EXISTING CONSTRUCTION OR INTERFERENCE WITH OTHER NEW WORK AS NOTED IN THE FOLLOWING NOTES.

D. DRAWINGS INDICATE SPECIFIC ITEMS TO BE REMOVED AND/OR RELOCATED IN ORDER TO INDICATE GENERAL SCOPE. ADDITIONAL ITEMS NOT INDICATED, BUT NECESSARY FOR PROJECT RENOVATIONS, SHALL BE REMOVED, RELOCATED AND/OR REROUTED. THE CONTRACTOR SHALL ASSUME WITHIN THE BASE BID A NOMINAL AMOUNT OF BRANCH CIRCUITS, FIXTURES, DEVICES, AND SYSTEMS WIRING WITHIN WALLS OR OPENINGS BEING REMOVED OR RELOCATED AS REQUIRED TO ACCOMMODATE THE NEW CONSTRUCTION.

E. WHERE DEVICES, FIXTURES, ETC. ARE INDICATED TO BE REMOVED, THEY AND THEIR RELATED WIRING/CONDUIT SHALL BE REMOVED BACK TO THE SOURCE PANELBOARD UNLESS OTHERWISE NOTED. ON CIRCUITS WHERE OTHER DEVICES, FIXTURES, ETC. ARE FOUND THAT MUST REMAIN, MAINTAIN CIRCUIT CONTINUITY BY PROVIDING ADDITIONAL WIRING, TO FEED THROUGH TO THESE REMAINING ITEMS. RELOCATE ANY CIRCUITS THAT REMAIN, TO AVOID CONFLICT WITH NEW CONSTRUCTION AS REQUIRED. PROPERLY TERMINATE ALL WIRING.

F. COORDINATE DEMOLITION OF EQUIPMENT, DEVICES, ETC. WITH OTHER DISCIPLINES AS APPLICABLE. REFER TO ARCHITECTURAL DEMOLITION DRAWINGS AND NOTES FOR COORDINATION.

G. DRAWINGS ARE GRAPHICAL REPRESENTATIONS OF APPROXIMATE EQUIPMENT AND DEVICE LOCATIONS. CONTRACTOR SHALL VISIT THE SITE TO DETERMINE THE EXACT EXTENT OF ELECTRICAL WORK REQUIRED TO COMPLETE THE PROJECT. EXISTING CONDITIONS ARE TAKEN FROM FIELD OBSERVATION AND EXISTING BUILDING DOCUMENTS. OTHER ELECTRICAL ITEMS MAY EXIST FOR WHICH THE CONTRACTOR IS RESPONSIBLE.

H. CONTRACTOR SHALL PROPERLY DISPOSE OF ALL ITEMS, EQUIPMENT, PANELS, LIGHT FIXTURES, ETC. BEING REMOVED AS PART OF THIS PROJECT. THE OWNER SHALL HAVE THE RIGHT OF RETAINING ANY ITEMS BEING REMOVED.

I. CONTRACTOR SHALL PROVIDE NEW COVERPLATES ON ALL BOXES OF UNUSED AND/OR REMOVED FLUSH MOUNT DEVICES UPON COMPLETION OF PROJECT.

J. FIREPROOFING AND/OR FIRE STOP MATERIALS REMOVED FROM FIRE RATED WALLS AND CEILINGS AS A RESULT OF DEMOLITION SHALL BE RE-INSTALLED USING AN APPROVED METHOD AS DESCRIBED IN ASSOCIATED PROJECT SPECIFICATIONS.

KEY NOTES

1. DISCONNECT AND REMOVING EXISTING LIGHT FIXTURES. PULL ALL CIRCUITRY BACK TO AN AREA OUTSIDE OF DEMOLITION AND TAG FOR RE-USE.
2. DISCONNECT AND REMOVE EXISTING LIGHT FIXTURES AND ALL CEILING MOUNTED DEVICES AS NECESSARY TO ACCOMMODATE ANY CEILING REMOVALS. PULL ALL CIRCUITRY BACK TO AN AREA OUTSIDE OF DEMOLITION AND TAG FOR RE-USE.
3. DISCONNECT AND REMOVE CONDUIT AND WIRING BACK TO SOURCE PANEL.

KEY PLAN:

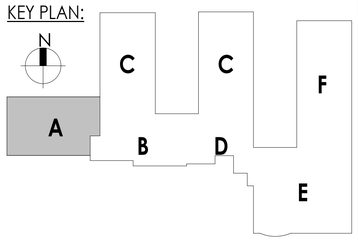

CPL | Architecture Engineering Planning
50 Front Street Suite 202,
Newburgh, NY 12550
CPLteam.com

SOUTH ORANGETOWN Central School District
Capital Improvements Bond
Essential Infrastructure for Student Health, Safety and Success

PROJECT INFORMATION

Project Number
14457.20

Client Name
SOUTH ORANGETOWN CENTRAL SCHOOL DISTRICT

Project Name
PHASE 1: 2022 BOND

District Office Address
160 VAN WYCK RD.
BLAUVELT, NY 10913

SOUTH ORANGETOWN CSD
- ☐ WILLIAM O. SCHAEFER SED#:50-03-01-06-0-012-019
- ■ COTTAGE LANE ELEMENTARY SED#:50-03-01-06-0-010-022
- ☐ TAPPAN ZEE HIGH SCHOOL SED#:50-03-01-06-0-006-032
- ☐ WILLIAM O. SCHAEFER S&L SED#: 50-03-01-06-0-012-020
- ☐ COTTAGE LANE S&L SED#: 50-03-01-06-0-010-023
- ☐ COTTAGE LANE LIBRARY S&L SED#:; 50-03-01-06-8-023-002
- ☐ WOS OUTDOOR CLASSROOM SED#: 50-03-01-06-7-053-001
- ☐ SOMS OUTDOOR CLASSROOM SED#: 50-03-01-06-7-056-001
- ☐ CLE OUTDOOR CLASSROOM SED#: 50-03-01-06-7-054-001
- ☐ TZHS OUTDOOR CLASSROOM SED#: 50-03-01-06-7-055-001

PROJECT ISSUE & REVISION SCHEDULE

vv	Date	Description

PROFESSIONAL STAMPS

NEW YORK STATE EDUCATION STATEMENT

IT IS A VIOLATION OF THE NEW YORK STATE EDUCATION LAW AND THE COMMISSIONER'S REGULATIONS FOR ANY PERSON, UNLESS ACTING UNDER DIRECTION OF A LICENSED ARCHITECT, ENGINEER OR LAND SURVEYOR, TO ALTER AN ITEM IN ANY WAY. IF AN ITEM BEARING THE SEAL OF AN ARCHITECT, ENGINEER OR SURVEYOR IS ALTERED, THE ALTERING PARTY SHALL AFFIX TO THE ITEM THEIR SEAL AND THE NOTATION "ALTERED BY" FOLLOWED BY THEIR SIGNATURE AND THE DATE OF SUCH ALTERATION, AND A SPECIFIC DESCRIPTION OF THE ALTERATION.

SHEET INFORMATION

Issued	Scale
10/18/23	AS NOTED

Project Status
BID DOCUMENTS

Drawn By	Checked By
MAY	JBT

Drawing Title
FIRST FLOOR DEMOLITION PLAN - AREA A

Drawing Number
CLE
E100

10/18/2023 3:09:20 PM <project location> REVIT PROJECT FILES ON BIM360

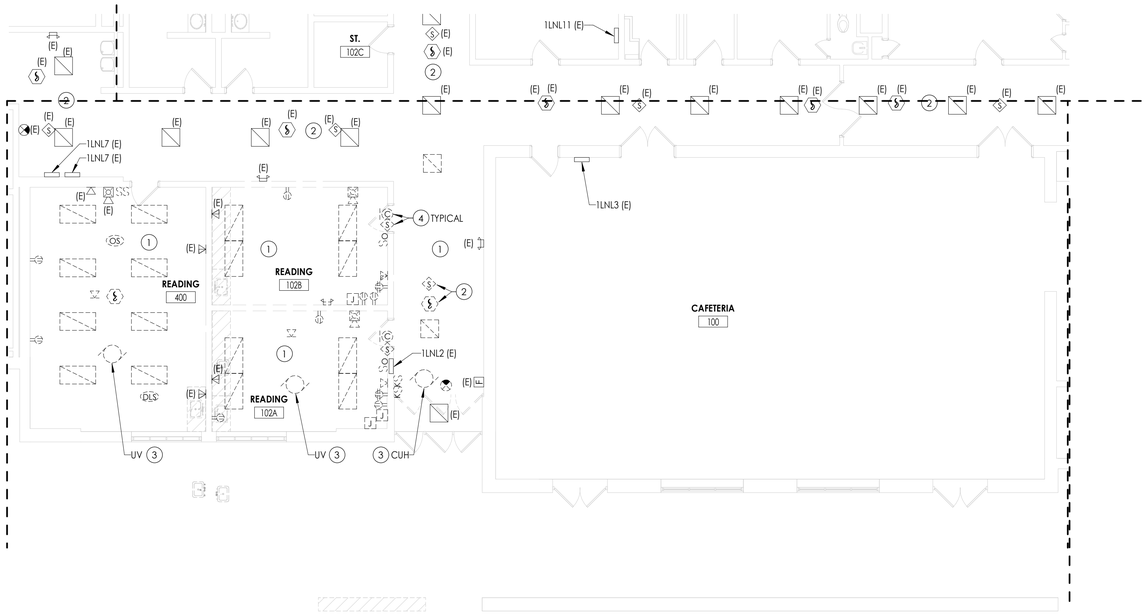

1 / E101 **FIRST FLOOR ELECTRICAL DEMOLITION PLAN - AREA B**

1/8" = 1'-0"

GENERAL NOTES

A. ALL ITEMS SHOWN ARE TO BE REMOVED UNLESS LABELED AS (E) EXISTING. REMOVAL OF DEVICE INCLUDES ITS ASSOCIATED CABLING/BRANCH CIRCUIT WIRING, AND RACEWAY.

B. ANY EXISTING DEVICE TO REMAIN, LABELED AS (E) SHALL REMAIN IN PLACE AS WELL AS ITS' ASSOCIATED CIRCUITING AND CONDUIT, UNLESS OTHERWISE NOTED.

C. THE CONTRACTOR SHALL REMOVE THE EXISTING ELECTRIC IN AREAS OF NEW RENOVATIONS TO ACCOMMODATE NEW CONSTRUCTION. REROUTING OF EXISTING MAY BE REQUIRED AT NEW OPENINGS IN EXISTING CONSTRUCTION OR INTERFERENCE WITH OTHER NEW WORK AS NOTED IN THE FOLLOWING NOTES.

D. DRAWINGS INDICATE SPECIFIC ITEMS TO BE REMOVED AND/OR RELOCATED IN ORDER TO INDICATE GENERAL SCOPE. ADDITIONAL ITEMS NOT INDICATED, BUT NECESSARY FOR PROJECT RENOVATIONS, SHALL BE REMOVED, RELOCATED AND/OR REROUTED. THE CONTRACTOR SHALL ASSUME WITHIN THE BASE BID A NOMINAL AMOUNT OF BRANCH CIRCUITS, FIXTURES, DEVICES, AND SYSTEMS WIRING WITHIN WALLS OR OPENINGS BEING REMOVED OR RELOCATED AS REQUIRED TO ACCOMMODATE THE NEW CONSTRUCTION.

E. WHERE DEVICES, FIXTURES, ETC. ARE INDICATED TO BE REMOVED, THEY AND THEIR RELATED WIRING/CONDUIT SHALL BE REMOVED BACK TO THE SOURCE PANELBOARD UNLESS OTHERWISE NOTED. ON CIRCUITS WHERE OTHER DEVICES, FIXTURES, ETC. ARE FOUND THAT MUST REMAIN, MAINTAIN CIRCUIT CONTINUITY BY PROVIDING ADDITIONAL WIRING, TO FEED THROUGH TO THESE REMAINING ITEMS. RELOCATE ANY CIRCUITS THAT REMAIN, TO AVOID CONFLICT WITH NEW CONSTRUCTION AS REQUIRED. PROPERLY TERMINATE ALL WIRING.

F. COORDINATE DEMOLITION OF EQUIPMENT, DEVICES, ETC. WITH OTHER DISCIPLINES AS APPLICABLE. REFER TO ARCHITECTURAL DEMOLITION DRAWINGS AND NOTES FOR COORDINATION.

G. DRAWINGS ARE GRAPHICAL REPRESENTATIONS OF APPROXIMATE EQUIPMENT AND DEVICE LOCATIONS. CONTRACTOR SHALL VISIT THE SITE TO DETERMINE THE EXACT EXTENT OF ELECTRICAL WORK REQUIRED TO COMPLETE THE PROJECT. EXISTING CONDITIONS ARE TAKEN FROM FIELD OBSERVATION AND EXISTING BUILDING DOCUMENTS. OTHER ELECTRICAL ITEMS MAY EXIST FOR WHICH THE CONTRACTOR IS RESPONSIBLE.

H. CONTRACTOR SHALL PROPERLY DISPOSE OF ALL ITEMS, EQUIPMENT, PANELS, LIGHT FIXTURES, ETC. BEING REMOVED AS PART OF THIS PROJECT. THE OWNER SHALL HAVE THE RIGHT OF RETAINING ANY ITEMS BEING REMOVED.

I. CONTRACTOR SHALL PROVIDE NEW COVERPLATES ON ALL BOXES OF UNUSED AND/OR REMOVED FLUSH MOUNT DEVICES UPON COMPLETION OF PROJECT.

J. FIREPROOFING AND/OR FIRE STOP MATERIALS REMOVED FROM FIRE RATED WALLS AND CEILINGS AS A RESULT OF DEMOLITION SHALL BE RE-INSTALLED USING AN APPROVED METHOD AS DESCRIBED IN ASSOCIATED PROJECT SPECIFICATIONS.

KEY NOTES

1. DISCONNECT AND REMOVING EXISTING LIGHT FIXTURES. PULL ALL CIRCUITRY BACK TO AN AREA OUTSIDE OF DEMOLITION AND TAG FOR RE-USE.
2. DISCONNECT AND REMOVE EXISTING LIGHT FIXTURES AND ALL CEILING MOUNTED DEVICES AS NECESSARY TO ACCOMMODATE ANY CEILING REMOVALS. PULL ALL CIRCUITRY BACK TO AN AREA OUTSIDE OF DEMOLITION AND TAG FOR RE-USE.
3. DISCONNECT AND REMOVE CONDUIT AND WIRING BACK TO SOURCE PANEL.
4. DISCONNECT AND REMOVE EXISTING CLOCK AND SPEAKERS AND STORE FOR RE-USE. PULL WIRING BACK AND TAG FOR RE-USE.

KEY PLAN:

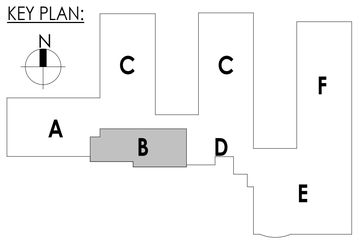

CPL | Architecture Engineering Planning
50 Front Street Suite 202,
Newburgh, NY 12550
CPLteam.com

SOUTH ORANGETOWN Central School District
Capital Improvements Bond
Essential Infrastructure for Student Health, Safety and Success

PROJECT INFORMATION

Project Number
14457.20

Client Name
SOUTH ORANGETOWN CENTRAL SCHOOL DISTRICT

Project Name
PHASE 1: 2022 BOND

District Office Address
160 VAN WYCK RD.
BLAUVELT, NY 10913

SOUTH ORANGETOWN CSD
- ☐ WILLIAM O. SCHAEFER SED#:50-03-01-06-0-012-019
- ■ COTTAGE LANE ELEMENTARY SED#:50-03-01-06-0-010-022
- ☐ TAPPAN ZEE HIGH SCHOOL SED#:50-03-01-06-0-006-032
- ☐ WILLIAM O. SCHAEFER S&L SED#: 50-03-01-06-0-012-020
- ☐ COTTAGE LANE S&L SED#: 50-03-01-06-0-010-023
- ☐ COTTAGE LANE LIBRARY S&L SED#.: 50-03-01-06-8-023-002
- ☐ WOS OUTDOOR CLASSROOM SED#: 50-03-01-06-7-053-001
- ☐ SOMS OUTDOOR CLASSROOM SED#: 50-03-01-06-7-056-001
- ☐ CLE OUTDOOR CLASSROOM SED#: 50-03-01-06-7-054-001
- ☐ TZHS OUTDOOR CLASSROOM SED#: 50-03-01-06-7-055-001

PROJECT ISSUE & REVISION SCHEDULE

vv	Date	Description

PROFESSIONAL STAMPS

NEW YORK STATE EDUCATION STATEMENT

IT IS A VIOLATION OF THE NEW YORK STATE EDUCATION LAW AND THE COMMISSIONER'S REGULATIONS FOR ANY PERSON, UNLESS ACTING UNDER THE DIRECTION OF A LICENSED ARCHITECT, ENGINEER OR LAND SURVEYOR, TO ALTER AN ITEM IN ANY WAY. IF AN ITEM BEARING THE STAMP OF A LICENSED ARCHITECT, ENGINEER OR LAND SURVEYOR IS ALTERED, THE PARTY SHALL AFFIX TO THE ITEM THEIR SEAL AND THE NOTATION "ALTERED BY" FOLLOWED BY THEIR SIGNATURE AND THE DATE OF SUCH ALTERATION, AND A SPECIFIC DESCRIPTION OF THE ALTERATION.

SHEET INFORMATION

Issued
10/18/23

Scale
1/8" = 1'-0"

Project Status
BID DOCUMENTS

Drawn By
MAY

Checked By
JBT

Drawing Title
FIRST FLOOR DEMOLITION PLAN - AREA B

Drawing Number
CLE
E101

10/18/2023 3:09:22 PM <project location> REVIT PROJECT FILES ON BIM360



1 / E102 **FIRST FLOOR ELECTRICAL DEMOLITION PLAN - AREA C**

1/8" = 1'-0"

GENERAL NOTES

A. ALL ITEMS SHOWN ARE TO BE REMOVED UNLESS LABELED AS (E) EXISTING. REMOVAL OF DEVICE INCLUDES ITS ASSOCIATED CABLING/BRANCH CIRCUIT WIRING, AND RACEWAY.

B. ANY EXISTING DEVICE TO REMAIN, LABELED AS (E) SHALL REMAIN IN PLACE AS WELL AS ITS' ASSOCIATED CIRCUITING AND CONDUIT, UNLESS OTHERWISE NOTED.

C. THE CONTRACTOR SHALL REMOVE THE EXISTING ELECTRIC IN AREAS OF NEW RENOVATIONS TO ACCOMMODATE NEW CONSTRUCTION. REROUTING OF EXISTING MAY BE REQUIRED AT NEW OPENINGS IN EXISTING CONSTRUCTION OR INTERFERENCE WITH OTHER NEW WORK AS NOTED IN THE FOLLOWING NOTES.

D. DRAWINGS INDICATE SPECIFIC ITEMS TO BE REMOVED AND/OR RELOCATED IN ORDER TO INDICATE GENERAL SCOPE. ADDITIONAL ITEMS NOT INDICATED, BUT NECESSARY FOR PROJECT RENOVATIONS, SHALL BE REMOVED, RELOCATED AND/OR REROUTED. THE CONTRACTOR SHALL ASSUME WITHIN THE BASE BID A NOMINAL AMOUNT OF BRANCH CIRCUITS, FIXTURES, DEVICES, AND SYSTEMS WIRING WITHIN WALLS OR OPENINGS BEING REMOVED OR RELOCATED AS REQUIRED TO ACCOMMODATE THE NEW CONSTRUCTION.

E. WHERE DEVICES, FIXTURES, ETC. ARE INDICATED TO BE REMOVED, THEY AND THEIR RELATED WIRING/CONDUIT SHALL BE REMOVED BACK TO THE SOURCE PANELBOARD UNLESS OTHERWISE NOTED. ON CIRCUITS WHERE OTHER DEVICES, FIXTURES, ETC. ARE FOUND THAT MUST REMAIN, MAINTAIN CIRCUIT CONTINUITY BY PROVIDING ADDITIONAL WIRING, TO FEED THROUGH TO THESE REMAINING ITEMS. RELOCATE ANY CIRCUITS THAT REMAIN, TO AVOID CONFLICT WITH NEW CONSTRUCTION AS REQUIRED. PROPERLY TERMINATE ALL WIRING.

F. COORDINATE DEMOLITION OF EQUIPMENT, DEVICES, ETC. WITH OTHER DISCIPLINES AS APPLICABLE. REFER TO ARCHITECTURAL DEMOLITION DRAWINGS AND NOTES FOR COORDINATION.

G. DRAWINGS ARE GRAPHICAL REPRESENTATIONS OF APPROXIMATE EQUIPMENT AND DEVICE LOCATIONS. CONTRACTOR SHALL VISIT THE SITE TO DETERMINE THE EXACT EXTENT OF ELECTRICAL WORK REQUIRED TO COMPLETE THE PROJECT. EXISTING CONDITIONS ARE TAKEN FROM FIELD OBSERVATION AND EXISTING BUILDING DOCUMENTS. OTHER ELECTRICAL ITEMS MAY EXIST FOR WHICH THE CONTRACTOR IS RESPONSIBLE.

H. CONTRACTOR SHALL PROPERLY DISPOSE OF ALL ITEMS, EQUIPMENT, PANELS, LIGHT FIXTURES, ETC. BEING REMOVED AS PART OF THIS PROJECT. THE OWNER SHALL HAVE THE RIGHT OF RETAINING ANY ITEMS BEING REMOVED.

I. CONTRACTOR SHALL PROVIDE NEW COVERPLATES ON ALL BOXES OF UNUSED AND/OR REMOVED FLUSH MOUNT DEVICES UPON COMPLETION OF PROJECT.

J. FIREPROOFING AND/OR FIRE STOP MATERIALS REMOVED FROM FIRE RATED WALLS AND CEILINGS AS A RESULT OF DEMOLITION SHALL BE RE-INSTALLED USING AN APPROVED METHOD AS DESCRIBED IN ASSOCIATED PROJECT SPECIFICATIONS.

KEY NOTES

1. DISCONNECT AND REMOVING EXISTING LIGHT FIXTURES. PULL ALL CIRCUITRY AND SWITCHING BACK TO AN AREA OUTSIDE OF DEMOLITION AND TAG FOR RE-USE.
2. DISCONNECT AND REMOVE EXISTING LIGHT FIXTURES AND ALL CEILING MOUNTED DEVICES AS NECESSARY TO ACCOMMODATE ANY CEILING REMOVALS. PULL ALL CIRCUITRY BACK TO AN AREA OUTSIDE OF DEMOLITION AND TAG FOR RE-USE.
3. DISCONNECT AND REMOVE CONDUIT AND WIRING BACK TO SOURCE PANEL.
4. DISCONNECT AND REMOVE SWITCHES AND ALL SWITCH WIRING. BACKBOX AND CONDUIT TO REMAIN FOR NEW LOW-VOLTAGE SWITCHING.

KEY PLAN:

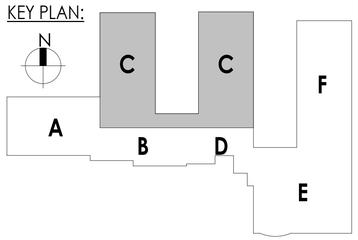

CPL | Architecture Engineering Planning
50 Front Street Suite 202,
Newburgh, NY 12550
CPLteam.com

SOUTH ORANGETOWN Central School District
Capital Improvements Bond
Essential Infrastructure for Student Health, Safety and Success

PROJECT INFORMATION

Project Number
14457.20

Client Name
SOUTH ORANGETOWN CENTRAL SCHOOL DISTRICT

Project Name
PHASE 1: 2022 BOND

District Office Address
160 VAN WYCK RD.
BLAUVELT, NY 10913

SOUTH ORANGETOWN CSD
- ☐ WILLIAM O. SCHAEFER SED#:50-03-01-06-0-012-019
- ■ COTTAGE LANE ELEMENTARY SED#:50-03-01-06-0-010-022
- ☐ TAPPAN ZEE HIGH SCHOOL SED#:50-03-01-06-0-006-032
- ☐ WILLIAM O. SCHAEFER S&L SED#: 50-03-01-06-0-012-020
- ☐ COTTAGE LANE S&L SED#: 50-03-01-06-0-010-023
- ☐ COTTAGE LANE LIBRARY S&L SED#:; 50-03-01-06-8-023-002
- ☐ WOS OUTDOOR CLASSROOM SED#: 50-03-01-06-7-053-001
- ☐ SOMS OUTDOOR CLASSROOM SED#: 50-03-01-06-7-056-001
- ☐ CLE OUTDOOR CLASSROOM SED#: 50-03-01-06-7-054-001
- ☐ TZHS OUTDOOR CLASSROOM SED#: 50-03-01-06-7-055-001

PROJECT ISSUE & REVISION SCHEDULE

vv	Date	Description

PROFESSIONAL STAMPS

NEW YORK STATE EDUCATION STATEMENT

IT IS A VIOLATION OF THE NEW YORK STATE EDUCATION LAW AND THE COMMISSIONER'S REGULATIONS FOR ANY PERSON, UNLESS ACTING UNDER THE DIRECTION OF A LICENSED ARCHITECT, ENGINEER OR SURVEYOR, TO ALTER IN ANY WAY AN ITEM BEARING THE SEAL OF AN ARCHITECT, ENGINEER OR SURVEYOR IS ALTERED. THE ALTERING PARTY SHALL AFFIX TO THE ITEM THEIR SEAL AND THE NOTATION "ALTERED BY" FOLLOWED BY THEIR SIGNATURE AND THE DATE OF SUCH ALTERATION, AND A SPECIFIC DESCRIPTION OF THE ALTERATION.

SHEET INFORMATION

Issued	Scale
10/18/23	AS NOTED

Project Status
BID DOCUMENTS

Drawn By	Checked By
MAY	JBT

Drawing Title
FIRST FLOOR DEMOLITION PLAN - AREA C

Drawing Number
CLE
E102

10/18/2023 3:09:24 PM <project location> REVIT PROJECT FILES ON BIM360

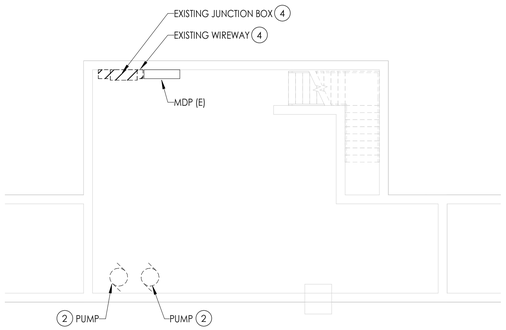

1 / E103 **BOILER ROOM DEMOLITION PLAN**
1/8" = 1'-0"

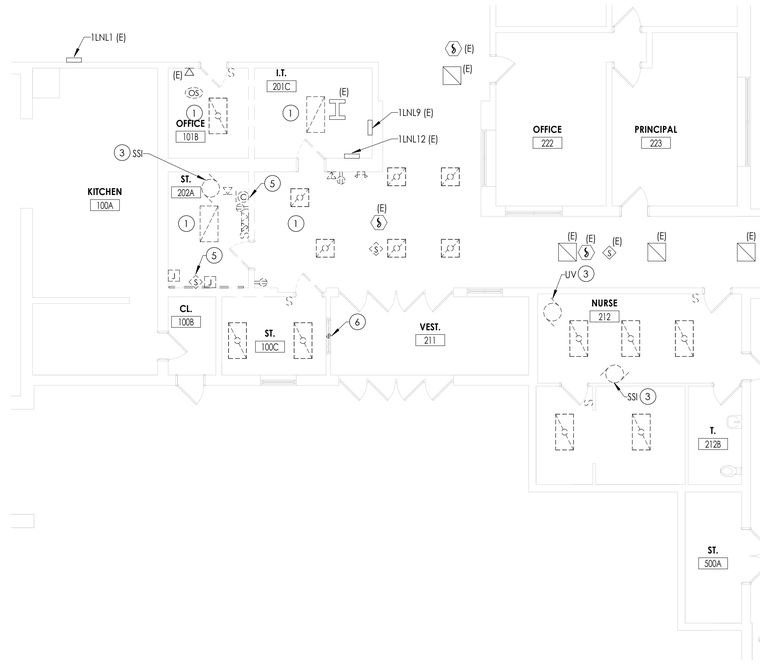

2 / E103 **FIRST FLOOR ELECTRICAL DEMOLITION PLAN - AREA D**
1/8" = 1'-0"

GENERAL NOTES

A. ALL ITEMS SHOWN ARE TO BE REMOVED UNLESS LABELED AS (E) EXISTING. REMOVAL OF DEVICE INCLUDES ITS ASSOCIATED CABLING/BRANCH CIRCUIT WIRING, AND RACEWAY.

B. ANY EXISTING DEVICE TO REMAIN, LABELED AS (E) SHALL REMAIN IN PLACE AS WELL AS ITS' ASSOCIATED CIRCUITING AND CONDUIT, UNLESS OTHERWISE NOTED.

C. THE CONTRACTOR SHALL REMOVE THE EXISTING ELECTRIC IN AREAS OF NEW RENOVATIONS TO ACCOMMODATE NEW CONSTRUCTION. REROUTING OF EXISTING MAY BE REQUIRED AT NEW OPENINGS IN EXISTING CONSTRUCTION OR INTERFERENCE WITH OTHER NEW WORK AS NOTED IN THE FOLLOWING NOTES.

D. DRAWINGS INDICATE SPECIFIC ITEMS TO BE REMOVED AND/OR RELOCATED IN ORDER TO INDICATE GENERAL SCOPE. ADDITIONAL ITEMS NOT INDICATED, BUT NECESSARY FOR PROJECT RENOVATIONS, SHALL BE REMOVED, RELOCATED AND/OR REROUTED. THE CONTRACTOR SHALL ASSUME WITHIN THE BASE BID A NOMINAL AMOUNT OF BRANCH CIRCUITS, FIXTURES, DEVICES, AND SYSTEMS WIRING WITHIN WALLS OR OPENINGS BEING REMOVED OR RELOCATED AS REQUIRED TO ACCOMMODATE THE NEW CONSTRUCTION.

E. WHERE DEVICES, FIXTURES, ETC. ARE INDICATED TO BE REMOVED, THEY AND THEIR RELATED WIRING/CONDUIT SHALL BE REMOVED BACK TO THE SOURCE PANELBOARD UNLESS OTHERWISE NOTED. ON CIRCUITS WHERE OTHER DEVICES, FIXTURES, ETC. ARE FOUND THAT MUST REMAIN. MAINTAIN CIRCUIT CONTINUITY BY PROVIDING ADDITIONAL WIRING, TO FEED THROUGH TO THESE REMAINING ITEMS. RELOCATE ANY CIRCUITS THAT REMAIN, TO AVOID CONFLICT WITH NEW CONSTRUCTION AS REQUIRED. PROPERLY TERMINATE ALL WIRING.

F. COORDINATE DEMOLITION OF EQUIPMENT, DEVICES, ETC. WITH OTHER DISCIPLINES AS APPLICABLE. REFER TO ARCHITECTURAL DEMOLITION DRAWINGS AND NOTES FOR COORDINATION.

G. DRAWINGS ARE GRAPHICAL REPRESENTATIONS OF APPROXIMATE EQUIPMENT AND DEVICE LOCATIONS. CONTRACTOR SHALL VISIT THE SITE TO DETERMINE THE EXACT EXTENT OF ELECTRICAL WORK REQUIRED TO COMPLETE THE PROJECT. EXISTING CONDITIONS ARE TAKEN FROM FIELD OBSERVATION AND EXISTING BUILDING DOCUMENTS. OTHER ELECTRICAL ITEMS MAY EXIST FOR WHICH THE CONTRACTOR IS RESPONSIBLE.

H. CONTRACTOR SHALL PROPERLY DISPOSE OF ALL ITEMS, EQUIPMENT, PANELS, LIGHT FIXTURES, ETC. BEING REMOVED AS PART OF THIS PROJECT. THE OWNER SHALL HAVE THE RIGHT OF RETAINING ANY ITEMS BEING REMOVED.

I. CONTRACTOR SHALL PROVIDE NEW COVERPLATES ON ALL BOXES OF UNUSED AND/OR REMOVED FLUSH MOUNT DEVICES UPON COMPLETION OF PROJECT.

J. FIREPROOFING AND/OR FIRE STOP MATERIALS REMOVED FROM FIRE RATED WALLS AND CEILINGS AS A RESULT OF DEMOLITION SHALL BE RE-INSTALLED USING AN APPROVED METHOD AS DESCRIBED IN ASSOCIATED PROJECT SPECIFICATIONS.

KEY NOTES

1. DISCONNECT AND REMOVING EXISTING LIGHT FIXTURES. PULL ALL CIRCUITRY BACK TO AN AREA OUTSIDE OF DEMOLITION AND TAG FOR RE-USE.
2. DISCONNECT EXISTING CONDUIT AND WIRE FROM PUMPS AND TAG FOR RE-USE. ANY MOTOR STARTERS/CONTROLLERS TO REMOVE.
3. DISCONNECT AND REMOVE CONDUIT AND WIRING BACK TO SOURCE PANEL.
4. DISCONNECT AND REMOVE EXISTING WALL MOUNTED JUNCTION BOX AND WIREWAY IN THEIR ENTIRETY. TO ACCOMMODATE NEW SWITCHGEAR. REMOVE ALL CONDUITS FROM WIREWAY AND JUNCTION BOX BACK, AND CUT BACK TO CEILING LEVEL. PULL ALL WIRING BACK AND TAG FOR RE-USE. REMOVE (2) OLD ORIGINAL CONDUITS IN THEIR ENTIRETY.
5. DISCONNECT EXISTING CLOCK AND SPEAKER AND STORE FOR RE-USE. TAG WIRING FOR RE-USE.
6. DISCONNECT AND REMOVE ALL CONDUIT AND WIRE TO EXISTING FIRE SHUTTER.

KEY PLAN:

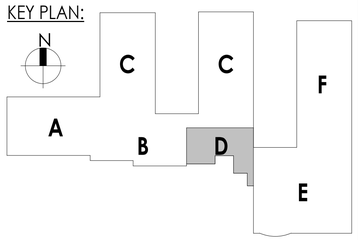

CPL | Architecture Engineering Planning
50 Front Street Suite 202,
Newburgh, NY 12550
CPLteam.com

SOUTH ORANGETOWN Central School District
Capital Improvements Bond
Essential Infrastructure for Student Health, Safety and Success

PROJECT INFORMATION

Project Number
14457.20

Client Name
SOUTH ORANGETOWN CENTRAL SCHOOL DISTRICT

Project Name
PHASE 1: 2022 BOND

District Office Address
160 VAN WYCK RD.
BLAUVELT, NY 10913

SOUTH ORANGETOWN CSD
- ☐ WILLIAM O. SCHAEFER SED#:50-03-01-06-0-012-019
- ■ COTTAGE LANE ELEMENTARY SED#:50-03-01-06-0-010-022
- ☐ TAPPAN ZEE HIGH SCHOOL SED#:50-03-01-06-0-006-032
- ☐ WILLIAM O. SCHAEFER S&L SED#: 50-03-01-06-0-012-020
- ☐ COTTAGE LANE S&L SED#: 50-03-01-06-0-010-023
- ☐ COTTAGE LANE LIBRARY S&L SED#: 50-03-01-06-8-023-002
- ☐ WOS OUTDOOR CLASSROOM SED#: 50-03-01-06-7-053-001
- ☐ SOMS OUTDOOR CLASSROOM SED#: 50-03-01-06-7-056-001
- ☐ CLE OUTDOOR CLASSROOM SED#: 50-03-01-06-7-054-001
- ☐ TZHS OUTDOOR CLASSROOM SED#: 50-03-01-06-7-055-001

PROJECT ISSUE & REVISION SCHEDULE

vv	Date	Description

PROFESSIONAL STAMPS

NEW YORK STATE EDUCATION STATEMENT
IT IS A VIOLATION OF THE NEW YORK STATE EDUCATION LAW AND THE COMMISSIONER'S REGULATIONS FOR ANY PERSON, UNLESS ACTING UNDER THE DIRECTION OF A LICENSED PROFESSIONAL ENGINEER, ARCHITECT, LANDSCAPE ARCHITECT OR LAND SURVEYOR, TO ALTER AN ITEM BEARING THE SEAL OF AN ARCHITECT, ENGINEER OR SURVEYOR IN A MANNER THAT THE ALTERING PARTY SHALL AFFIX TO THE ITEM THEIR SEAL AND THE NOTATION "ALTERED BY" FOLLOWED BY THEIR SIGNATURE AND THE DATE OF SUCH ALTERATION, AND A SPECIFIC DESCRIPTION OF THE ALTERATION.

SHEET INFORMATION

Issued	Scale
10/18/23	1/8" = 1'-0"

Project Status
BID DOCUMENTS

Drawn By	Checked By
MAY	JBT

Drawing Title
FIRST FLOOR DEMOLITION PLAN - AREA D

Drawing Number
CLE
E103

10/18/2023 3:09:25 PM <project location> REVIT PROJECT FILES ON BIM360

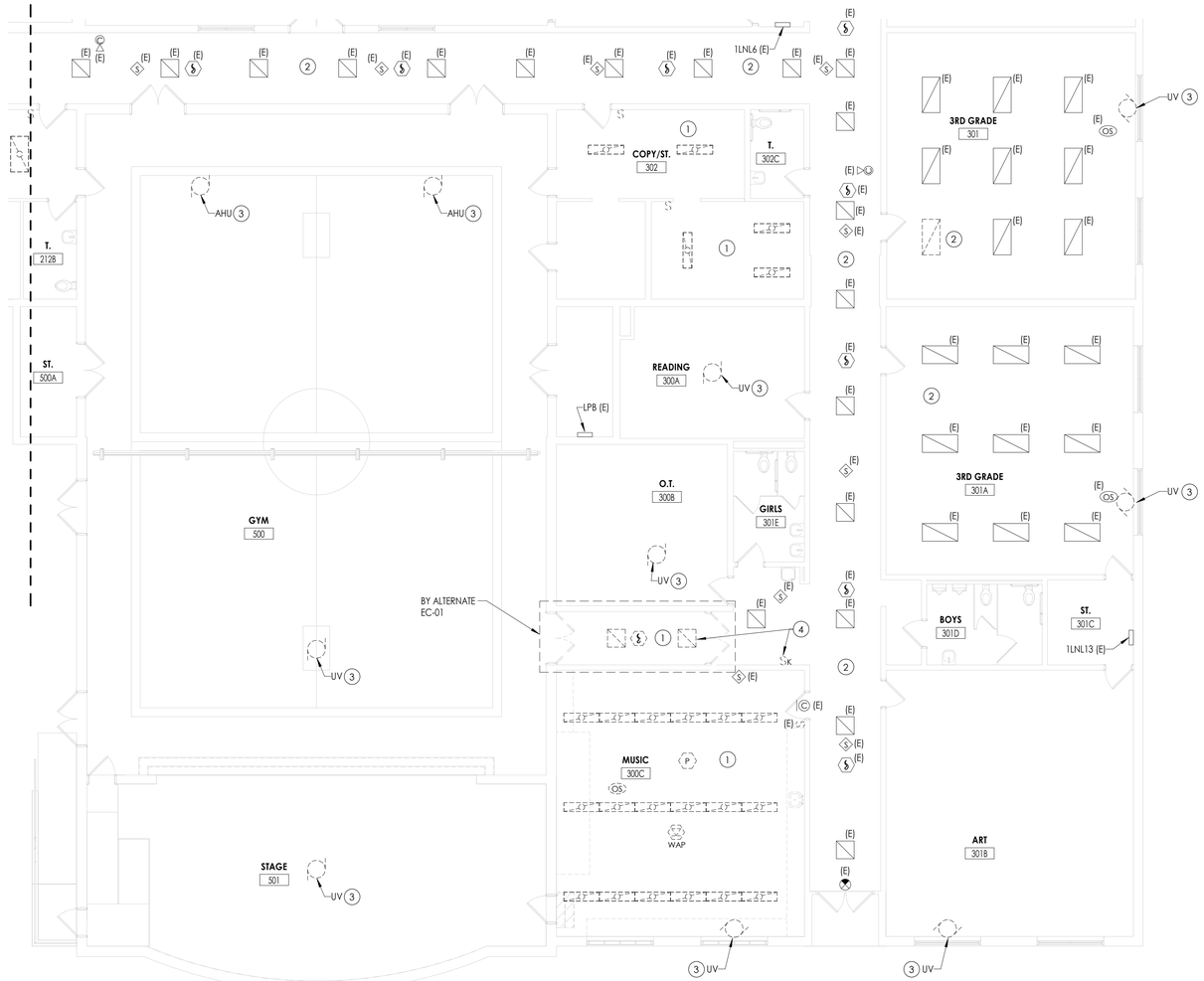

FIRST FLOOR ELECTRICAL DEMOLITION PLAN - AREA E

1 / E104

1/8" = 1'-0"

GENERAL NOTES

A. ALL ITEMS SHOWN ARE TO BE REMOVED UNLESS LABELED AS (E) EXISTING. REMOVAL OF DEVICE INCLUDES ITS ASSOCIATED CABLING/BRANCH CIRCUIT WIRING, AND RACEWAY.

B. ANY EXISTING DEVICE TO REMAIN, LABELED AS (E) SHALL REMAIN IN PLACE AS WELL AS ITS' ASSOCIATED CIRCUITING AND CONDUIT, UNLESS OTHERWISE NOTED.

C. THE CONTRACTOR SHALL REMOVE THE EXISTING ELECTRIC IN AREAS OF NEW RENOVATIONS TO ACCOMMODATE NEW CONSTRUCTION. REROUTING OF EXISTING MAY BE REQUIRED AT NEW OPENINGS IN EXISTING CONSTRUCTION OR INTERFERENCE WITH OTHER NEW WORK AS NOTED IN THE FOLLOWING NOTES.

D. DRAWINGS INDICATE SPECIFIC ITEMS TO BE REMOVED AND/OR RELOCATED IN ORDER TO INDICATE GENERAL SCOPE. ADDITIONAL ITEMS NOT INDICATED, BUT NECESSARY FOR PROJECT RENOVATIONS, SHALL BE REMOVED, RELOCATED AND/OR REROUTED. THE CONTRACTOR SHALL ASSUME WITHIN THE BASE BID A NOMINAL AMOUNT OF BRANCH CIRCUITS, FIXTURES, DEVICES, AND SYSTEMS WIRING WITHIN WALLS OR OPENINGS BEING REMOVED OR RELOCATED AS REQUIRED TO ACCOMMODATE THE NEW CONSTRUCTION.

E. WHERE DEVICES, FIXTURES, ETC. ARE INDICATED TO BE REMOVED, THEY AND THEIR RELATED WIRING/CONDUIT SHALL BE REMOVED BACK TO THE SOURCE PANELBOARD UNLESS OTHERWISE NOTED. ON CIRCUITS WHERE OTHER DEVICES, FIXTURES, ETC. ARE FOUND THAT MUST REMAIN. MAINTAIN CIRCUIT CONTINUITY BY PROVIDING ADDITIONAL WIRING, TO FEED THROUGH TO THESE REMAINING ITEMS. RELOCATE ANY CIRCUITS THAT REMAIN, TO AVOID CONFLICT WITH NEW CONSTRUCTION AS REQUIRED. PROPERLY TERMINATE ALL WIRING.

F. COORDINATE DEMOLITION OF EQUIPMENT, DEVICES, ETC. WITH OTHER DISCIPLINES AS APPLICABLE. REFER TO ARCHITECTURAL DEMOLITION DRAWINGS AND NOTES FOR COORDINATION.

G. DRAWINGS ARE GRAPHICAL REPRESENTATIONS OF APPROXIMATE EQUIPMENT AND DEVICE LOCATIONS. CONTRACTOR SHALL VISIT THE SITE TO DETERMINE THE EXACT EXTENT OF ELECTRICAL WORK REQUIRED TO COMPLETE THE PROJECT. EXISTING CONDITIONS ARE TAKEN FROM FIELD OBSERVATION AND EXISTING BUILDING DOCUMENTS. OTHER ELECTRICAL ITEMS MAY EXIST FOR WHICH THE CONTRACTOR IS RESPONSIBLE.

H. CONTRACTOR SHALL PROPERLY DISPOSE OF ALL ITEMS, EQUIPMENT, PANELS, LIGHT FIXTURES, ETC. BEING REMOVED AS PART OF THIS PROJECT. THE OWNER SHALL HAVE THE RIGHT OF RETAINING ANY ITEMS BEING REMOVED.

I. CONTRACTOR SHALL PROVIDE NEW COVERPLATES ON ALL BOXES OF UNUSED AND/OR REMOVED FLUSH MOUNT DEVICES UPON COMPLETION OF PROJECT.

J. FIREPROOFING AND/OR FIRE STOP MATERIALS REMOVED FROM FIRE RATED WALLS AND CEILINGS AS A RESULT OF DEMOLITION SHALL BE RE-INSTALLED USING AN APPROVED METHOD AS DESCRIBED IN ASSOCIATED PROJECT SPECIFICATIONS.

KEY NOTES

1. DISCONNECT AND REMOVING EXISTING LIGHT FIXTURES. PULL ALL CIRCUITRY AND SWITCHING BACK TO AN AREA OUTSIDE OF DEMOLITION AND TAG FOR RE-USE.
2. DISCONNECT AND REMOVE EXISTING LIGHT FIXTURES AND ALL CEILING MOUNTED DEVICES AS NECESSARY TO ACCOMMODATE ANY CEILING REMOVALS. PULL ALL CIRCUITRY BACK TO AN AREA OUTSIDE OF DEMOLITION AND TAG FOR RE-USE.
3. DISCONNECT AND REMOVE CONDUIT AND WIRING BACK TO SOURCE PANEL.
4. DISCONNECT AND REMOVE EXISTING LIGHT SWITCH AND SWITCHING INTO THE STORAGE ROOM. POWER CIRCUITRY TO LIGHTS TO REMAIN.

KEY PLAN:

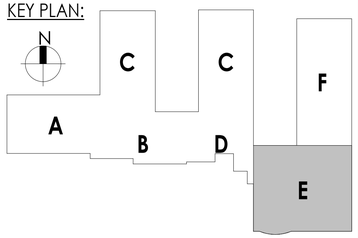

CPL | Architecture Engineering Planning
50 Front Street Suite 202,
Newburgh, NY 12550
CPLteam.com

SOUTH ORANGETOWN Central School District
Capital Improvements Bond
Essential Infrastructure for Student Health, Safety and Success

PROJECT INFORMATION

Project Number
14457.20

Client Name
SOUTH ORANGETOWN CENTRAL SCHOOL DISTRICT

Project Name
PHASE 1: 2022 BOND

District Office Address
160 VAN WYCK RD.
BLAUVELT, NY 10913

SOUTH ORANGETOWN CSD
- WILLIAM O. SCHAEFER SED#:50-03-01-06-0-012-019
- ■ COITTAGE LANE ELEMENTARY SED#:50-03-01-06-0-010-022
- TAPPAN ZEE HIGH SCHOOL SED#:50-03-01-06-0-006-032
- WILLIAM O. SCHAEFER S&L SED#: 50-03-01-06-0-012-020
- COITTAGE LANE S&L SED#: 50-03-01-06-0-010-023
- COITTAGE LANE LIBRARY S&L SED#:; 50-03-01-06-8-023-002
- WOS OUTDOOR CLASSROOM SED#: 50-03-01-06-7-053-001
- SOMS OUTDOOR CLASSROOM SED#: 50-03-01-06-7-056-001
- CLE OUTDOOR CLASSROOM SED#: 50-03-01-06-7-054-001
- TDHS OUTDOOR CLASSROOM SED#: 50-03-01-06-7-055-001

PROJECT ISSUE & REVISION SCHEDULE

vv	Date	Description

PROFESSIONAL STAMPS

NEW YORK STATE EDUCATION STATEMENT

IT IS A VIOLATION OF THE NEW YORK STATE EDUCATION LAW AND THE COMMISSIONER'S REGULATIONS FOR ANY PERSON, UNLESS ACTING UNDER THE DIRECTION OF A LICENSED ARCHITECT, ENGINEER OR LAND SURVEYOR, TO ALTER AN ITEM IN ANY WAY. IF AN ITEM BEARING THE SEAL OF AN ARCHITECT, ENGINEER OR SURVEYOR IS ALTERED, THE ALTERING PARTY SHALL AFFIX TO THE ITEM THEIR SEAL AND THE NOTATION "ALTERED BY" FOLLOWED BY THEIR SIGNATURE AND THE DATE OF SUCH ALTERATION, AND A SPECIFIC DESCRIPTION OF THE ALTERATION.

SHEET INFORMATION

Issued	Scale
10/18/23	AS NOTED

Project Status
BID DOCUMENTS

Drawn By	Checked By
MAY	JBT

Drawing Title
FIRST FLOOR DEMOLITION PLAN - AREA E

Drawing Number
CLE
E104

10/18/2023 3:09:26 PM <project location> REVIT PROJECT FILES ON BIM360

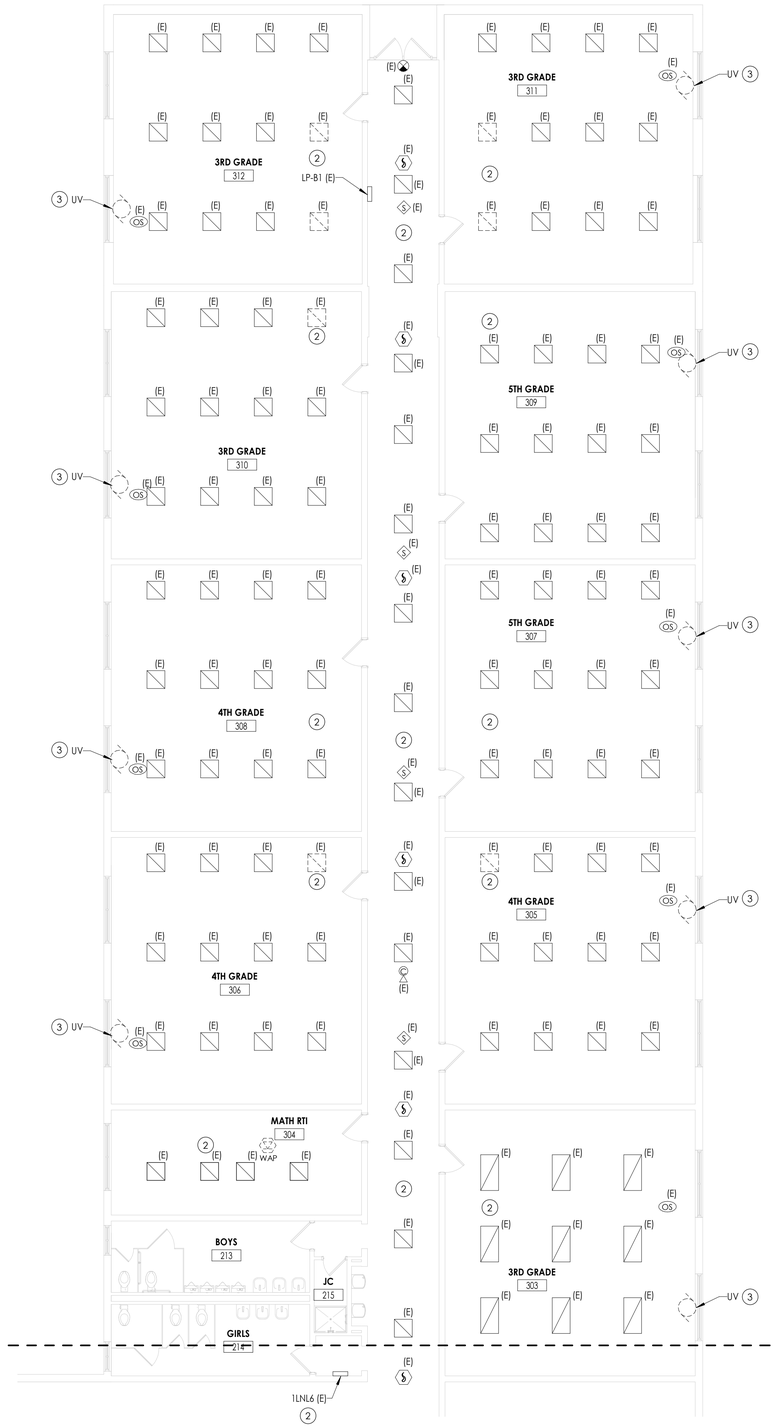

1 / E105 **FIRST FLOOR ELECTRICAL DEMOLITION PLAN - AREA F**

1/8" = 1'-0"

GENERAL NOTES

A. ALL ITEMS SHOWN ARE TO BE REMOVED UNLESS LABELED AS (E) EXISTING. REMOVAL OF DEVICE INCLUDES ITS ASSOCIATED CABLING/BRANCH CIRCUIT WIRING, AND RACEWAY.

B. ANY EXISTING DEVICE TO REMAIN, LABELED AS (E) SHALL REMAIN IN PLACE AS WELL AS ITS' ASSOCIATED CIRCUITING AND CONDUIT, UNLESS OTHERWISE NOTED.

C. THE CONTRACTOR SHALL REMOVE THE EXISTING ELECTRIC IN AREAS OF NEW RENOVATIONS TO ACCOMMODATE NEW CONSTRUCTION. REROUTING OF EXISTING MAY BE REQUIRED AT NEW OPENINGS IN EXISTING CONSTRUCTION OR INTERFERENCE WITH OTHER NEW WORK AS NOTED IN THE FOLLOWING NOTES.

D. DRAWINGS INDICATE SPECIFIC ITEMS TO BE REMOVED AND/OR RELOCATED IN ORDER TO INDICATE GENERAL SCOPE. ADDITIONAL ITEMS NOT INDICATED, BUT NECESSARY FOR PROJECT RENOVATIONS, SHALL BE REMOVED, RELOCATED AND/OR REROUTED. THE CONTRACTOR SHALL ASSUME WITHIN THE BASE BID A NOMINAL AMOUNT OF BRANCH CIRCUITS, FIXTURES, DEVICES, AND SYSTEMS WIRING WITHIN WALLS OR OPENINGS BEING REMOVED OR RELOCATED AS REQUIRED TO ACCOMMODATE THE NEW CONSTRUCTION.

E. WHERE DEVICES, FIXTURES, ETC. ARE INDICATED TO BE REMOVED, THEY AND THEIR RELATED WIRING/CONDUIT SHALL BE REMOVED BACK TO THE SOURCE PANELBOARD UNLESS OTHERWISE NOTED. ON CIRCUITS WHERE OTHER DEVICES, FIXTURES, ETC. ARE FOUND THAT MUST REMAIN, MAINTAIN CIRCUIT CONTINUITY BY PROVIDING ADDITIONAL WIRING, TO FEED THROUGH TO THESE REMAINING ITEMS. RELOCATE ANY CIRCUITS THAT REMAIN, TO AVOID CONFLICT WITH NEW CONSTRUCTION AS REQUIRED. PROPERLY TERMINATE ALL WIRING.

F. COORDINATE DEMOLITION OF EQUIPMENT, DEVICES, ETC. WITH OTHER DISCIPLINES AS APPLICABLE. REFER TO ARCHITECTURAL DEMOLITION DRAWINGS AND NOTES FOR COORDINATION.

G. DRAWINGS ARE GRAPHICAL REPRESENTATIONS OF APPROXIMATE EQUIPMENT AND DEVICE LOCATIONS. CONTRACTOR SHALL VISIT THE SITE TO DETERMINE THE EXACT EXTENT OF ELECTRICAL WORK REQUIRED TO COMPLETE THE PROJECT. EXISTING CONDITIONS ARE TAKEN FROM FIELD OBSERVATION AND EXISTING BUILDING DOCUMENTS. OTHER ELECTRICAL ITEMS MAY EXIST FOR WHICH THE CONTRACTOR IS RESPONSIBLE.

H. CONTRACTOR SHALL PROPERLY DISPOSE OF ALL ITEMS, EQUIPMENT, PANELS, LIGHT FIXTURES, ETC. BEING REMOVED AS PART OF THIS PROJECT. THE OWNER SHALL HAVE THE RIGHT OF RETAINING ANY ITEMS BEING REMOVED.

I. CONTRACTOR SHALL PROVIDE NEW COVERPLATES ON ALL BOXES OF UNUSED AND/OR REMOVED FLUSH MOUNT DEVICES UPON COMPLETION OF PROJECT.

J. FIREPROOFING AND/OR FIRE STOP MATERIALS REMOVED FROM FIRE RATED WALLS AND CEILINGS AS A RESULT OF DEMOLITION SHALL BE RE-INSTALLED USING AN APPROVED METHOD AS DESCRIBED IN ASSOCIATED PROJECT SPECIFICATIONS.

KEY NOTES

1. NOT USED.
2. DISCONNECT AND REMOVE EXISTING LIGHT FIXTURES AND ALL CEILING MOUNTED DEVICES AS NECESSARY TO ACCOMMODATE ANY CEILING REMOVALS. PULL ALL CIRCUITRY BACK TO AN AREA OUTSIDE OF DEMOLITION AND TAG FOR RE-USE.
3. DISCONNECT AND REMOVE CONDUIT AND WIRING BACK TO SOURCE PANEL.

KEY PLAN:

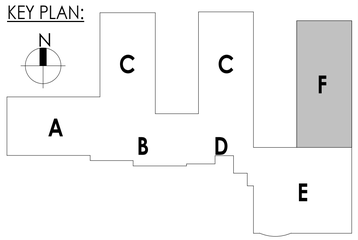

CPL | Architecture Engineering Planning
50 Front Street Suite 202,
Newburgh, NY 12550
CPLteam.com

SOUTH ORANGETOWN Central School District
Capital Improvements Bond
Essential Infrastructure for Student Health, Safety and Success

PROJECT INFORMATION

Project Number
14457.20

Client Name
SOUTH ORANGETOWN CENTRAL SCHOOL DISTRICT

Project Name
PHASE 1: 2022 BOND

District Office Address
160 VAN WYCK RD.
BLAUVELT, NY 10913

SOUTH ORANGETOWN CSD
- ☐ WILLIAM O. SCHAEFER SED#:50-03-01-06-0-012-019
- ■ COITTAGE LANE ELEMENTARY SED#:50-03-01-06-0-010-022
- ☐ TAPPAN ZEE HIGH SCHOOL SED#:50-03-01-06-0-006-032
- ☐ WILLIAM O. SCHAEFER S&L SED#: 50-03-01-06-0-012-020
- ☐ COITTAGE LANE S&L SED#: 50-03-01-06-0-010-023
- ☐ COITTAGE LANE LIBRARY S&L SED#.: 50-03-01-06-8-023-002
- ☐ WOS OUTDOOR CLASSROOM SED#: 50-03-01-06-7-053-001
- ☐ SOMS OUTDOOR CLASSROOM SED#: 50-03-01-06-7-056-001
- ☐ CLE OUTDOOR CLASSROOM SED#: 50-03-01-06-7-054-001
- ☐ TZHS OUTDOOR CLASSROOM SED#: 50-03-01-06-7-055-001

PROJECT ISSUE & REVISION SCHEDULE

vv	Date	Description

PROFESSIONAL STAMPS

NEW YORK STATE EDUCATION STATEMENT

IT IS A VIOLATION OF THE NEW YORK STATE EDUCATION LAW AND THE COMMISSIONER'S REGULATIONS FOR ANY PERSON, UNLESS ACTING UNDER THE DIRECTION OF A LICENSED ARCHITECT, ENGINEER OR LAND SURVEYOR, TO ALTER AN ITEM IN ANY WAY. IF AN ITEM BEARING THE SEAL OF AN ARCHITECT, ENGINEER OR SURVEYOR IS ALTERED, THE ALTERING PARTY SHALL AFFIX TO THE ITEM THEIR SEAL AND THE NOTATION "ALTERED BY" FOLLOWED BY THEIR SIGNATURE AND THE DATE OF SUCH ALTERATION, AND A SPECIFIC DESCRIPTION OF THE ALTERATION.

SHEET INFORMATION

Issued	Scale
10/18/23	AS NOTED

Project Status
BID DOCUMENTS

Drawn By	Checked By
MAY	JBT

Drawing Title
FIRST FLOOR DEMOLITION PLAN - AREA F

Drawing Number
CLE
E105

10/18/2023 3:09:27 PM <project location> REVIT PROJECT FILES ON BIM360



KEY NOTES

1. DISCONNECT AND REMOVE CONDUIT AND WIRING BACK TO SOURCE PANEL.

1 / E110 **ROOF ELECTRICAL DEMOLITION PLAN - AREA A**

1/8" = 1'-0"

KEY PLAN:

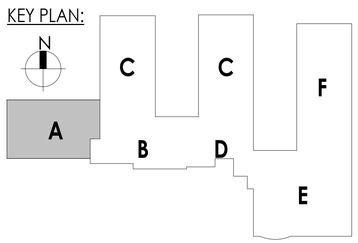

CPL | Architecture Engineering Planning
50 Front Street Suite 202,
Newburgh, NY 12550
CPLteam.com

SOUTH ORANGETOWN Central School District

Capital Improvements Bond

Essential Infrastructure for Student Health, Safety and Success

PROJECT INFORMATION

Project Number
14457.20

Client Name
SOUTH ORANGETOWN CENTRAL SCHOOL DISTRICT

Project Name
PHASE 1: 2022 BOND

District Office Address
160 VAN WYCK RD.
BLAUVELT, NY 10913

SOUTH ORANGETOWN CSD

- ☐ WILLIAM O. SCHAEFER SED#:50-03-01-06-0-012-019
- ■ COTTAGE LANE ELEMENTARY SED#:50-03-01-06-0-010-022
- ☐ TAPPAN ZEE HIGH SCHOOL SED#:50-03-01-06-0-006-032
- ☐ WILLIAM O. SCHAEFER S&L SED#: 50-03-01-06-0-012-020
- ☐ COTTAGE LANE S&L SED#: 50-03-01-06-0-010-023
- ☐ COTTAGE LANE LIBRARY S&L SED#: 50-03-01-06-8-023-002
- ☐ WOS OUTDOOR CLASSROOM SED#: 50-03-01-06-7-053-001
- ☐ SOMS OUTDOOR CLASSROOM SED#: 50-03-01-06-7-056-001
- ☐ CLE OUTDOOR CLASSROOM SED#: 50-03-01-06-7-054-001
- ☐ TZHS OUTDOOR CLASSROOM SED#: 50-03-01-06-7-055-001

PROJECT ISSUE & REVISION SCHEDULE

vv	Date	Description

PROFESSIONAL STAMPS

NEW YORK STATE EDUCATION STATEMENT

IT IS A VIOLATION OF THE NEW YORK STATE EDUCATION LAW AND THE COMMISSIONER'S REGULATIONS FOR ANY PERSON, UNLESS ACTING UNDER THE DIRECTION OF A LICENSED ARCHITECT, ENGINEER OR LAND SURVEYOR TO ALTER AN ITEM IN ANY WAY. IF AN ITEM BEARING THE SEAL OF AN ARCHITECT, ENGINEER OR SURVEYOR IS ALTERED, THE ALTERING ARCHITECT OR ENGINEER SHALL AFFIX TO THE ITEM THEIR SEAL AND THE NOTATION "ALTERED BY" FOLLOWED BY THEIR SIGNATURE AND THE DATE OF SUCH ALTERATION, AND A SPECIFIC DESCRIPTION OF THE ALTERATION.

SHEET INFORMATION

Issued	Scale
10/18/23	AS NOTED

Project Status
BID DOCUMENTS

Drawn By	Checked By
MAY	JBT

Drawing Title
ROOF DEMOLITION PLAN - AREA A

Drawing Number
CLE
E110

10/18/2023 3:09:28 PM <project location> REVIT PROJECT FILES ON BIM360

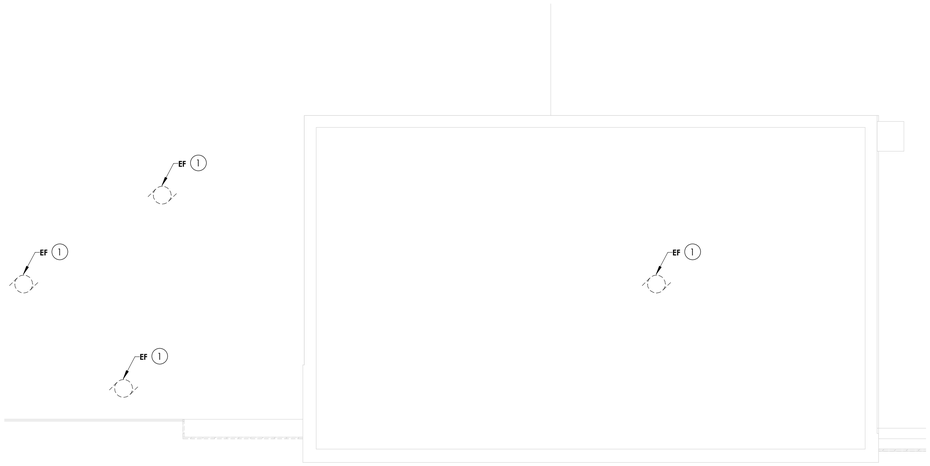

1
E111
ROOF ELECTRICAL DEMOLITION PLAN - AREA B
1/8" = 1'-0"

KEY NOTES

1. DISCONNECT AND REMOVE CONDUIT AND WIRING BACK TO SOURCE PANEL.

KEY PLAN:

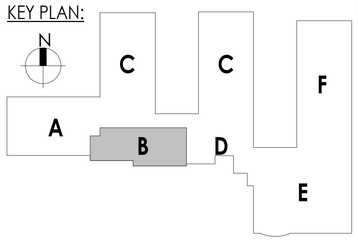

CPL | Architecture Engineering Planning
50 Front Street Suite 202,
Newburgh, NY 12550
CPLteam.com

SOUTH ORANGETOWN Central School District
Capital Improvements Bond
Essential Infrastructure for Student Health, Safety and Success

PROJECT INFORMATION

Project Number
14457.20

Client Name
SOUTH ORANGETOWN CENTRAL SCHOOL DISTRICT

Project Name
PHASE 1: 2022 BOND

District Office Address
160 VAN WYCK RD.
BLAUVELT, NY 10913

SOUTH ORANGETOWN CSD
- ☐ WILLIAM O. SCHAEFER SED#:50-03-01-06-0-012-019
- ■ COITTAGE LANE ELEMENTARY SED#:50-03-01-06-0-010-022
- ☐ TAPPAN ZEE HIGH SCHOOL SED#:50-03-01-06-0-006-032
- ☐ WILLIAM O. SCHAEFER S&L SED#: 50-03-01-06-0-012-020
- ☐ COITTAGE LANE S&L SED#: 50-03-01-06-0-010-023
- ☐ COITTAGE LANE LIBRARY S&L SED#:; 50-03-01-06-8-023-002
- ☐ WOS OUTDOOR CLASSROOM SED#: 50-03-01-06-7-053-001
- ☐ SOMS OUTDOOR CLASSROOM SED#: 50-03-01-06-7-056-001
- ☐ CLE OUTDOOR CLASSROOM SED#: 50-03-01-06-7-054-001
- ☐ TZHS OUTDOOR CLASSROOM SED#: 50-03-01-06-7-055-001

PROJECT ISSUE & REVISION SCHEDULE

vv	Date	Description

PROFESSIONAL STAMPS

NEW YORK STATE EDUCATION STATEMENT

IT IS A VIOLATION OF THE NEW YORK STATE EDUCATION LAW AND THE COMMISSIONER'S REGULATIONS FOR ANY PERSON, UNLESS ACTING UNDER THE DIRECTION OF A LICENSED ARCHITECT, ENGINEER OR LAND SURVEYOR, TO ALTER IN ANY WAY, A DOCUMENT BEARING THE SEAL OF AN ARCHITECT, ENGINEER OR SURVEYOR IS ALTERED. THE ALTERING PARTY SHALL AFFIX TO THE ITEM THEIR SEAL AND THE NOTATION "ALTERED BY" FOLLOWED BY THEIR SIGNATURE AND THE DATE OF SUCH ALTERATION, AND A SPECIFIC DESCRIPTION OF THE ALTERATION.

SHEET INFORMATION

Issued	Scale
10/18/23	AS NOTED

Project Status
BID DOCUMENTS

Drawn By	Checked By
MAY	JBT

Drawing Title
ROOF DEMOLITION PLAN - AREA B

Drawing Number
CLE
E111

10/18/2023 3:09:28 P.M. <project location> REVIT PROJECT FILES ON BIM360

KEY NOTES

1. DISCONNECT AND REMOVE CONDUIT AND WIRING BACK TO SOURCE PANEL.



1 / E112 **ROOF ELECTRICAL DEMOLITION PLAN - AREA C**

1/8" = 1'-0"

KEY PLAN:

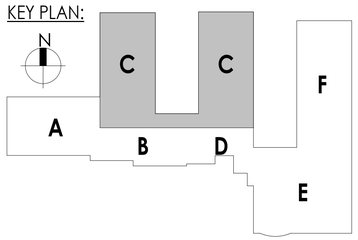

CPL | Architecture Engineering Planning
50 Front Street Suite 202,
Newburgh, NY 12550
CPLteam.com

SOUTH ORANGETOWN Central School District

Capital Improvements Bond

Essential Infrastructure for Student Health, Safety and Success

PROJECT INFORMATION

Project Number
14457.20

Client Name
SOUTH ORANGETOWN CENTRAL SCHOOL DISTRICT

Project Name
PHASE 1: 2022 BOND

District Office Address
160 VAN WYCK RD.
BLAUVELT, NY 10913

SOUTH ORANGETOWN CSD

- ☐ WILLIAM O. SCHAEFER SED#:50-03-01-06-0-012-019
- ■ COTTAGE LANE ELEMENTARY SED#:50-03-01-06-0-010-022
- ☐ TAPPAN ZEE HIGH SCHOOL SED#:50-03-01-06-0-006-032
- ☐ WILLIAM O. SCHAEFER S&L SED#: 50-03-01-06-0-012-020
- ☐ COTTAGE LANE S&L SED#: 50-03-01-06-0-010-023
- ☐ COTTAGE LANE LIBRARY S&L SED#: 50-03-01-06-8-023-002
- ☐ WOS OUTDOOR CLASSROOM SED#: 50-03-01-06-7-053-001
- ☐ SOMS OUTDOOR CLASSROOM SED#: 50-03-01-06-7-056-001
- ☐ CLE OUTDOOR CLASSROOM SED#: 50-03-01-06-7-054-001
- ☐ TZHS OUTDOOR CLASSROOM SED#: 50-03-01-06-7-055-001

PROJECT ISSUE & REVISION SCHEDULE

vv	Date	Description

PROFESSIONAL STAMPS

NEW YORK STATE EDUCATION STATEMENT

IT IS A VIOLATION OF THE NEW YORK STATE EDUCATION LAW AND THE COMMISSIONER'S REGULATIONS FOR ANY PERSON, UNLESS ACTING UNDER THE DIRECTION OF A LICENSED ARCHITECT, ENGINEER OR LAND SURVEYOR TO ALTER IN ANY WAY, A DOCUMENT BEARING THE SEAL OF AN ARCHITECT, ENGINEER OR SURVEYOR IS ALTERED. THE ALTERING PARTY SHALL AFFIX TO THE ITEM THEIR SEAL AND THE NOTATION "ALTERED BY" FOLLOWED BY THEIR SIGNATURE AND THE DATE OF SUCH ALTERATION, AND A SPECIFIC DESCRIPTION OF THE ALTERATION.

SHEET INFORMATION

Issued	Scale
10/18/23	AS NOTED

Project Status
BID DOCUMENTS

Drawn By	Checked By
MAY	JBT

Drawing Title
ROOF DEMOLITION PLAN - AREA C

Drawing Number
CLE
E112

10/18/2023 3:09:29 P.M. <project location> REVIT PROJECT FILES ON BIM360

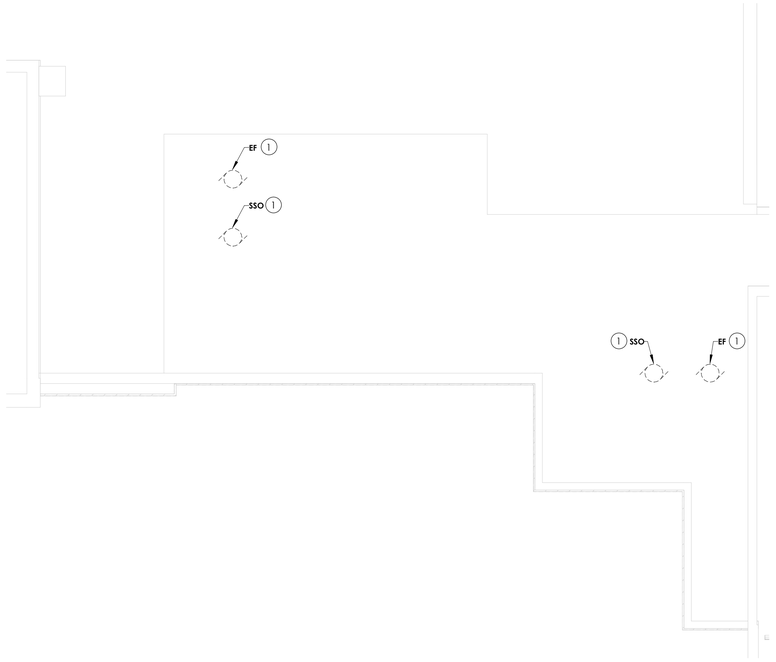

1 / E113 **ROOF ELECTRICAL DEMOLITION PLAN - AREA D**
1/8" = 1'-0"

KEY NOTES

1. DISCONNECT AND REMOVE CONDUIT AND WIRING BACK TO SOURCE PANEL.

KEY PLAN:

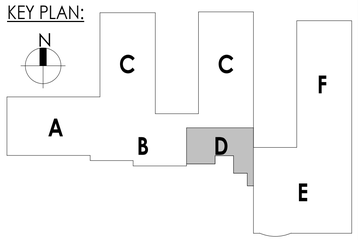

CPL | Architecture Engineering Planning
50 Front Street Suite 202,
Newburgh, NY 12550
CPLteam.com

SOUTH ORANGETOWN Central School District
Capital Improvements Bond
Essential Infrastructure for Student Health, Safety and Success

PROJECT INFORMATION

Project Number
14457.20

Client Name
SOUTH ORANGETOWN CENTRAL SCHOOL DISTRICT

Project Name
PHASE 1: 2022 BOND

District Office Address
160 VAN WYCK RD.
BLAUVELT, NY 10913

SOUTH ORANGETOWN CSD
- ☐ WILLIAM O. SCHAEFER SED#:50-03-01-06-0-012-019
- ■ COTTAGE LANE ELEMENTARY SED#:50-03-01-06-0-010-022
- ☐ TAPPAN ZEE HIGH SCHOOL SED#:50-03-01-06-0-006-032
- ☐ WILLIAM O. SCHAEFER S&L SED#: 50-03-01-06-0-012-020
- ☐ COTTAGE LANE S&L SED#: 50-03-01-06-0-010-023
- ☐ COTTAGE LANE LIBRARY S&L SED#: 50-03-01-06-8-023-002
- ☐ WOS OUTDOOR CLASSROOM SED#: 50-03-01-06-7-053-001
- ☐ SOMS OUTDOOR CLASSROOM SED#: 50-03-01-06-7-056-001
- ☐ CLE OUTDOOR CLASSROOM SED#: 50-03-01-06-7-054-001
- ☐ TZHS OUTDOOR CLASSROOM SED#: 50-03-01-06-7-055-001

PROJECT ISSUE & REVISION SCHEDULE

vv	Date	Description

PROFESSIONAL STAMPS

NEW YORK STATE EDUCATION STATEMENT

IT IS A VIOLATION OF THE NEW YORK STATE EDUCATION LAW AND THE COMMISSIONER'S REGULATIONS FOR ANY PERSON, UNLESS ACTING UNDER THE DIRECTION OF A LICENSED ARCHITECT, ENGINEER OR LAND SURVEYOR, TO ALTER IN ANY WAY, A DOCUMENT BEARING THE SEAL OF AN ARCHITECT, ENGINEER OR SURVEYOR IS ALTERED. THE ALTERING PARTY SHALL AFFIX TO THE ITEM THEIR SEAL AND THE NOTATION "ALTERED BY" FOLLOWED BY THEIR SIGNATURE AND THE DATE OF SUCH ALTERATION, AND A SPECIFIC DESCRIPTION OF THE ALTERATION.

SHEET INFORMATION

Issued	Scale
10/18/23	AS NOTED

Project Status
BID DOCUMENTS

Drawn By	Checked By
MAY	JBT

Drawing Title
ROOF DEMOLITION PLAN - AREA D

Drawing Number
CLE
E113

10/18/2023 3:09:30 P.M. <project location> REVIT PROJECT FILES ON BIM360



1 / E114 **ROOF ELECTRICAL DEMOLITION PLAN - AREA E**

1/8" = 1'-0"

KEY NOTES

1. DISCONNECT AND REMOVE CONDUIT AND WIRING BACK TO SOURCE PANEL.

KEY PLAN:

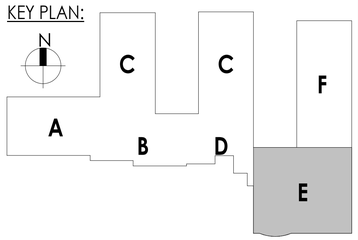

CPL | Architecture Engineering Planning
50 Front Street Suite 202,
Newburgh, NY 12550
CPLteam.com

SOUTH ORANGETOWN Central School District

Capital Improvements Bond

Essential Infrastructure for Student Health, Safety and Success

PROJECT INFORMATION

Project Number
14457.20

Client Name
SOUTH ORANGETOWN CENTRAL SCHOOL DISTRICT

Project Name
PHASE 1: 2022 BOND

District Office Address
160 VAN WYCK RD.
BLAUVELT, NY 10913

SOUTH ORANGETOWN CSD

- ☐ WILLIAM O. SCHAEFER SED#:50-03-01-06-0-012-019
- ■ COTTAGE LANE ELEMENTARY SED#:50-03-01-06-0-010-022
- ☐ TAPPAN ZEE HIGH SCHOOL SED#:50-03-01-06-0-006-032
- ☐ WILLIAM O. SCHAEFER S&L SED#: 50-03-01-06-0-012-020
- ☐ COTTAGE LANE S&L SED#: 50-03-01-06-0-010-023
- ☐ COTTAGE LANE LIBRARY S&L SED#: 50-03-01-06-8-023-002
- ☐ WOS OUTDOOR CLASSROOM SED#: 50-03-01-06-7-053-001
- ☐ SOMS OUTDOOR CLASSROOM SED#: 50-03-01-06-7-056-001
- ☐ CLE OUTDOOR CLASSROOM SED#: 50-03-01-06-7-054-001
- ☐ TZHS OUTDOOR CLASSROOM SED#: 50-03-01-06-7-055-001

PROJECT ISSUE & REVISION SCHEDULE

vv	Date	Description

PROFESSIONAL STAMPS

NEW YORK STATE EDUCATION STATEMENT

IT IS A VIOLATION OF THE NEW YORK STATE EDUCATION LAW AND THE COMMISSIONER'S REGULATIONS FOR ANY PERSON, UNLESS ACTING UNDER THE DIRECTION OF A LICENSED ARCHITECT, ENGINEER OR LAND SURVEYOR, TO ALTER IN ANY WAY, IF AN ITEM BEARING THE SEAL OF AN ARCHITECT, ENGINEER OR SURVEYOR IS ALTERED. THE ALTERING PARTY SHALL AFFIX TO THE ITEM THEIR SEAL AND THE NOTATION "ALTERED BY" FOLLOWED BY THEIR SIGNATURE AND THE DATE OF SUCH ALTERATION, AND A SPECIFIC DESCRIPTION OF THE ALTERATION.

SHEET INFORMATION

Issued	Scale
10/18/23	AS NOTED

Project Status
BID DOCUMENTS

Drawn By	Checked By
MAY	JBT

Drawing Title
ROOF DEMOLITION PLAN - AREA E

Drawing Number
CLE
E114

10/18/2023 3:09:30 P.M. <project location> REVIT PROJECT FILES ON BIM360



1
E115

ROOF ELECTRICAL DEMOLITION PLAN - AREA F

1/8" = 1'-0"

KEY NOTES

1. DISCONNECT AND REMOVE CONDUIT AND WIRING BACK TO SOURCE PANEL.

KEY PLAN:

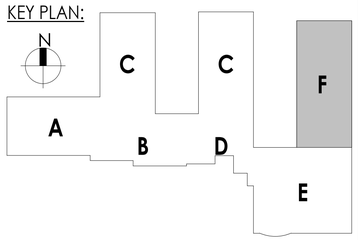

CPL | Architecture Engineering Planning
50 Front Street Suite 202,
Newburgh, NY 12550
CPLteam.com

SOUTH ORANGETOWN Central School District

Capital Improvements Bond

Essential Infrastructure for Student Health, Safety and Success

PROJECT INFORMATION

Project Number
14457.20

Client Name
SOUTH ORANGETOWN CENTRAL SCHOOL DISTRICT

Project Name
PHASE 1: 2022 BOND

District Office Address
160 VAN WYCK RD.
BLAUVELT, NY 10913

SOUTH ORANGETOWN CSD

- ☐ WILLIAM O. SCHAEFER SED#:50-03-01-06-0-012-019
- ■ COITTAGE LANE ELEMENTARY SED#:50-03-01-06-0-010-022
- ☐ TAPPAN ZEE HIGH SCHOOL SED#:50-03-01-06-0-006-032
- ☐ WILLIAM O. SCHAEFER S&L SED#: 50-03-01-06-0-012-020
- ☐ COITTAGE LANE S&L SED#: 50-03-01-06-0-010-023
- ☐ COITTAGE LANE LIBRARY S&L SED#.: 50-03-01-06-8-023-002
- ☐ WOS OUTDOOR CLASSROOM SED#: 50-03-01-06-7-053-001
- ☐ SOMS OUTDOOR CLASSROOM SED#: 50-03-01-06-7-056-001
- ☐ CLE OUTDOOR CLASSROOM SED#: 50-03-01-06-7-054-001
- ☐ TZHS OUTDOOR CLASSROOM SED#: 50-03-01-06-7-055-001

PROJECT ISSUE & REVISION SCHEDULE

vv	Date	Description

PROFESSIONAL STAMPS

NEW YORK STATE EDUCATION STATEMENT

IT IS A VIOLATION OF THE NEW YORK STATE EDUCATION LAW AND THE COMMISSIONER'S REGULATIONS FOR ANY PERSON, UNLESS ACTING UNDER THE DIRECTION OF A LICENSED ARCHITECT, ENGINEER OR LAND SURVEYOR TO ALTER IN ANY WAY, A DOCUMENT BEARING THE SEAL OF AN ARCHITECT, ENGINEER OR SURVEYOR IS ALTERED. THE ALTERING PARTY SHALL AFFIX TO THE ITEM THEIR SEAL AND THE NOTATION "ALTERED BY" FOLLOWED BY THEIR SIGNATURE AND THE DATE OF SUCH ALTERATION, AND A SPECIFIC DESCRIPTION OF THE ALTERATION.

SHEET INFORMATION

Issued	Scale
10/18/23	AS NOTED

Project Status
BID DOCUMENTS

Drawn By	Checked By
MAY	JBT

Drawing Title
ROOF DEMOLITION PLAN - AREA F

Drawing Number
CLE
E115

10/18/2023 3:09:31 P.M. <project location> REVIT PROJECT FILES ON BIM360

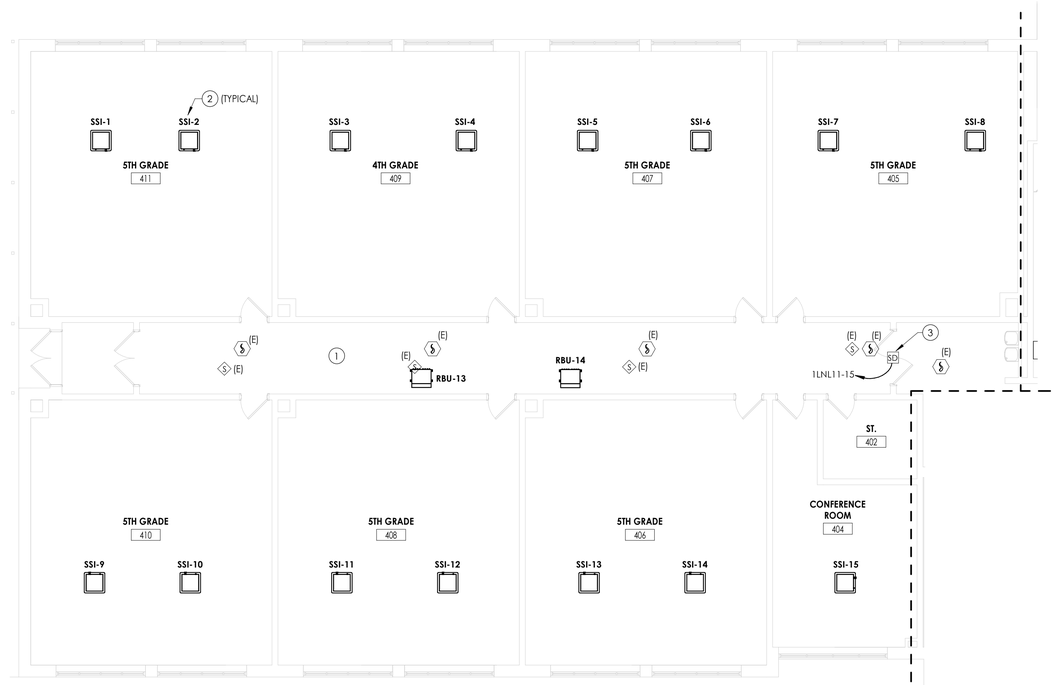

1 E200 **FIRST FLOOR NEW WORK PLAN - AREA A**

1/8" = 1'-0"

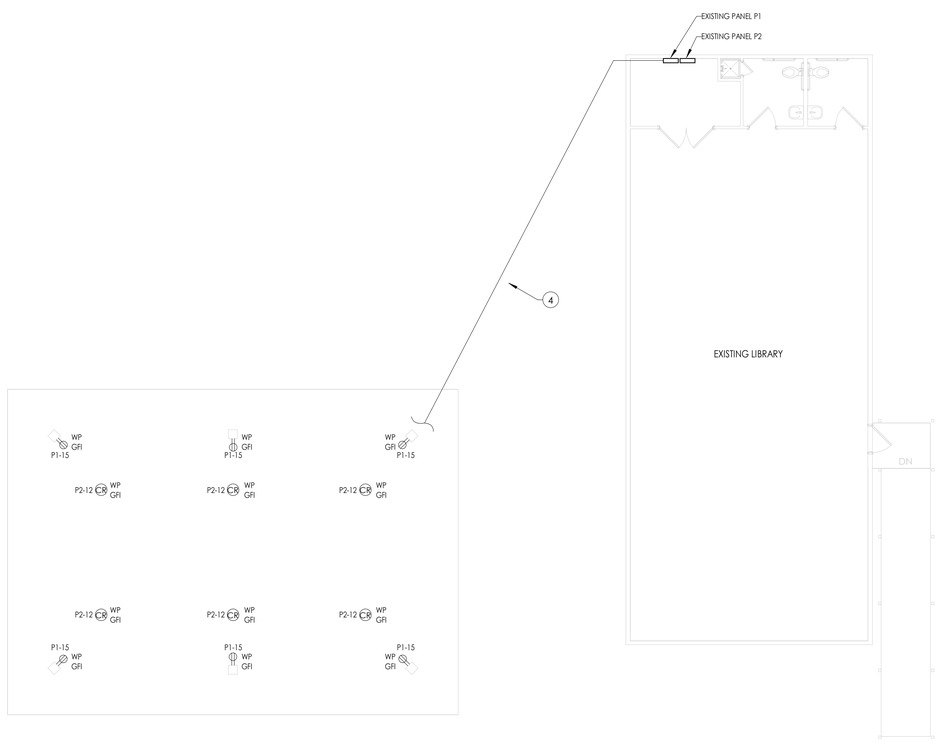

2 E200 **FIRST FLOOR NEW WORK PLAN - AREA A - EXTERIOR CLASSROOM**

1/8" = 1'-0"

GENERAL NOTES

A. FOR ALL 120V DEVICES SHOWN, WIRE WITH (2)#12, #12G IN 3/4"C AND CONNECT TO 20A/1P CIRCUIT BREAKER IN PANEL INDICATED TO CIRCUIT INDICATED ADJACENT TO DEVICE.

B. ALL CIRCUITS OVER 100' SHALL BE WIRED WITH #10 THHN.

C. REFER TO DRAWING GEN-800 FOR DETAILS.

KEY NOTES

1. EXISTING CEILING MOUNTED DEVICES TO BE RE-INSTALLED BACK IN CEILING AS NECESSARY TO ACCOMMODATE ANY CEILING REMOVAL/REPLCAEMENTS. CONNECT TO EXISTING TAGGED WIRING.
2. ALL MECHANICAL EQUIPMENT POWER REQUIREMENTS ARE NOTED ON DRAWINGS E901, E902, AND E903. LABEL INDICATES EQUIPMENT TAG. REFER TO RESPECTIVE TAG ON DRAWINGS NOTED.
3. PROVIDE FIRE/SMOKE DAMPER FIRE ALARM RELAY AT LOCATIONS INDICATED. PROVIDE WIRING TO CONNECT TO EXISTING FIRE ALARM SYSTEM. PROVIDE (2) #12, (1) #12GND IN 3/4" CONDUIT TO FIRE/SMOKE DAMPER ACTUATOR FROM PANEL AND CIRCUIT INDICATED.
4. PROVIDE 1" CONDUITS (TOTAL OF 3) FOR LIGHTING AND POWER SYSTEMS FROM INTERIOR OF BUILDING, ABOVE FINISHED CEILING, OUT TO NEW OUTDOOR CLASSROOM LOCATION. CONDUITS TO EXIT CLASSROOM ABOVE CIELING AND DOWN EXTERIOR OF BUILDING TO BELOW GRADE, THEN ON TO OUTDOOR CLASSROOM. CONDUITS TO RUN UP STRUCTURE TO ROOF THEN DISTRIBUTE TO INDIVIDUAL DEVICES. FIELD PAINT CONDUITS TO MATCH STRUCTURE.

KEY PLAN:

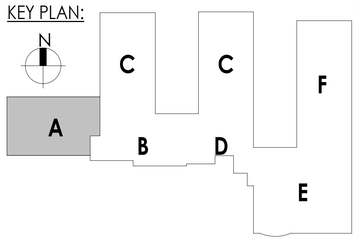

CPL | Architecture Engineering Planning
50 Front Street Suite 202,
Newburgh, NY 12550
CPLteam.com

SOUTH ORANGETOWN Central School District

Capital Improvements Bond

Essential Infrastructure for Student Health, Safety and Success

PROJECT INFORMATION

Project Number
14457.20

Client Name
SOUTH ORANGETOWN CENTRAL SCHOOL DISTRICT

Project Name
PHASE 1: 2022 BOND

District Office Address
160 VAN WYCK RD.
BLAUVELT, NY 10913

SOUTH ORANGETOWN CSD

- ☐ WILLIAM O. SCHAEFER SED#:50-03-01-06-0-012-019
- ■ COTTAGE LANE ELEMENTARY SED#:50-03-01-06-0-010-022
- ☐ TAPPAN ZEE HIGH SCHOOL SED#:50-03-01-06-0-006-032
- ☐ WILLIAM O. SCHAEFER S&L SED#: 50-03-01-06-0-012-020
- ☐ COTTAGE LANE S&L SED#: 50-03-01-06-0-010-023
- ☐ COTTAGE LANE LIBRARY S&L SED#: 50-03-01-06-8-023-002
- ☐ WOS OUTDOOR CLASSROOM SED#: 50-03-01-06-7-053-001
- ☐ SOMS OUTDOOR CLASSROOM SED#: 50-03-01-06-7-056-001
- ☐ CLE OUTDOOR CLASSROOM SED#: 50-03-01-06-7-054-001
- ☐ TZHS OUTDOOR CLASSROOM SED#: 50-03-01-06-7-055-001

PROJECT ISSUE & REVISION SCHEDULE

vv	Date	Description

PROFESSIONAL STAMPS

NEW YORK STATE EDUCATION STATEMENT

IT IS A VIOLATION OF THE NEW YORK STATE EDUCATION LAW AND THE COMMISSIONER'S REGULATIONS FOR THE PROFESSIONS FOR ANY PERSON, UNLESS ACTING UNDER THE DIRECTION OF AN ARCHITECT, ENGINEER OR LAND SURVEYOR TO ALTER IN ANY WAY, A DOCUMENT BEARING THE SEAL OF AN ARCHITECT, ENGINEER OR SURVEYOR IS ALTERED. THE ALTERING PARTY SHALL AFFIX TO THE ITEM THEIR SEAL AND THE NOTATION "ALTERED BY" FOLLOWED BY THEIR SIGNATURE AND THE DATE OF SUCH ALTERATION, AND A SPECIFIC DESCRIPTION OF THE ALTERATION.

SHEET INFORMATION

Issued	Scale
10/18/23	1/8" = 1'-0"

Project Status
BID DOCUMENTS

Drawn By	Checked By
MAY	JBT

Drawing Title
FIRST FLOOR NEW WORK PLAN - AREA A

Drawing Number
CLE
E200

10/18/2023 3:09:32 P.M. <project location> REVIT PROJECT FILES ON BIM360

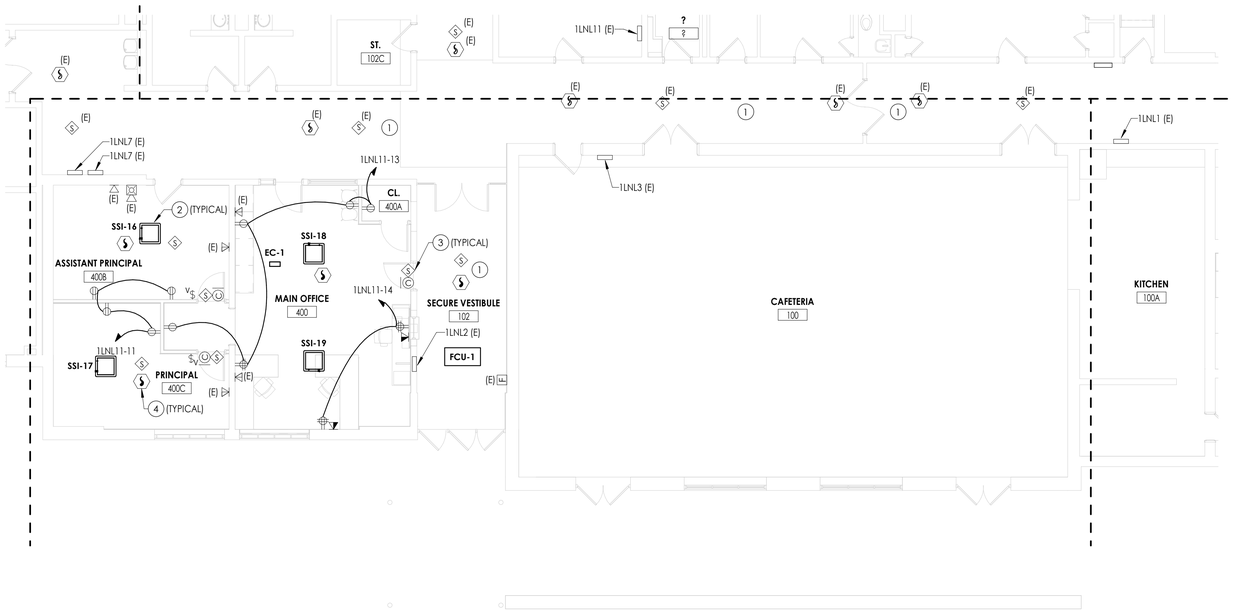

1 / E201 **FIRST FLOOR NEW WORK PLAN - AREA B**

1/8" = 1'-0"

GENERAL NOTES

A. FOR ALL 120V DEVICES SHOWN, WIRE WITH (2)#12, #12G IN 3/4"C AND CONNECT TO 20A/1P CIRCUIT BREAKER IN PANEL INDICATED TO CIRCUIT INDICATED ADJACENT TO DEVICE.

B. ALL CIRCUITS OVER 100' SHALL BE WIRED WITH #10 THHN.

KEY NOTES

1. EXISTING CEILING MOUNTED DEVICES TO BE RE-INSTALLED BACK IN CEILING AS NECESSARY TO ACCOMMODATE ANY CEILING REMOVAL/REPLCAEMENTS. CONNECT TO EXISTING TAGGED WIRING.
2. ALL MECHANICAL EQUIPMENT POWER REQUIREMENTS ARE NOTED ON DRAWINGS E901, E902, AND E903. LABEL INDICATES EQUIPMENT TAG. REFER TO RESPECTIVE TAG ON DRAWINGS NOTED.
3. NEW LOCATION OF EXISTING CLOCK/SPEAKER UNITS. CONNECT TO EXISTING TAGGED WIRING.
4. PROVIDE NEW SMOKE DETECTORS AS INDICATED. PROVIDE ALL NEW WIRING AND CONNECT TO EXISTING SMOKE DETECTOR LOOP IN THIS AREA.,

KEY PLAN:

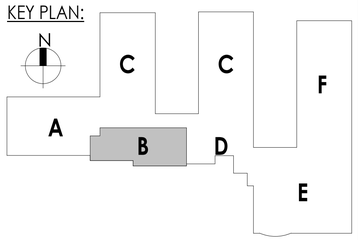

CPL | Architecture Engineering Planning
50 Front Street Suite 202,
Newburgh, NY 12550
CPLteam.com

SOUTH ORANGETOWN Central School District
Capital Improvements Bond
Essential Infrastructure for Student Health, Safety and Success

PROJECT INFORMATION

Project Number
14457.20

Client Name
SOUTH ORANGETOWN CENTRAL SCHOOL DISTRICT

Project Name
PHASE 1: 2022 BOND

District Office Address
160 VAN WYCK RD.
BLAUVELT, NY 10913

SOUTH ORANGETOWN CSD
- ☐ WILLIAM O. SCHAEFER SED#:50-03-01-06-0-012-019
- ■ COTTAGE LANE ELEMENTARY SED#:50-03-01-06-0-010-022
- ☐ TAPPAN ZEE HIGH SCHOOL SED#:50-03-01-06-0-006-032
- ☐ WILLIAM O. SCHAEFER S&L SED#: 50-03-01-06-0-012-020
- ☐ COTTAGE LANE S&L SED#: 50-03-01-06-0-010-023
- ☐ COTTAGE LANE LIBRARY S&L SED#:; 50-03-01-06-8-023-002
- ☐ WOS OUTDOOR CLASSROOM SED#: 50-03-01-06-7-053-001
- ☐ SOMS OUTDOOR CLASSROOM SED#: 50-03-01-06-7-056-001
- ☐ CLE OUTDOOR CLASSROOM SED#: 50-03-01-06-7-054-001
- ☐ TZHS OUTDOOR CLASSROOM SED#: 50-03-01-06-7-055-001

PROJECT ISSUE & REVISION SCHEDULE

vv	Date	Description

PROFESSIONAL STAMPS

NEW YORK STATE EDUCATION STATEMENT

IT IS A VIOLATION OF THE NEW YORK STATE EDUCATION LAW AND THE COMMISSIONER'S REGULATIONS FOR ANY PERSON, UNLESS ACTING UNDER THE DIRECTION OF A LICENSED ARCHITECT, ENGINEER OR LAND SURVEYOR, TO ALTER AN ITEM IN ANY WAY. IF AN ITEM BEARING THE SEAL OF AN ARCHITECT, ENGINEER OR SURVEYOR IS ALTERED, THE ALTERING PARTY SHALL AFFIX TO THE ITEM THEIR SEAL AND THE NOTATION "ALTERED BY" FOLLOWED BY THEIR SIGNATURE AND THE DATE OF SUCH ALTERATION, AND A SPECIFIC DESCRIPTION OF THE ALTERATION.

SHEET INFORMATION

Issued	Scale
10/18/23	AS NOTED

Project Status
BID DOCUMENTS

Drawn By	Checked By
MAY	JBT

Drawing Title
FIRST FLOOR NEW WORK PLAN - AREA B

Drawing Number
CLE
E201

10/18/2023 3:09:33 PM <project location> REVIT PROJECT FILES ON BIM360



1 / E202 **FIRST FLOOR NEW WORK PLAN - AREA C**

1/8" = 1'-0"

GENERAL NOTES

A. FOR ALL 120V DEVICES SHOWN, WIRE WITH (2)#12, #12G IN 3/4"C AND CONNECT TO 20A/1P CIRCUIT BREAKER IN PANEL INDICATED TO CIRCUIT INDICATED ADJACENT TO DEVICE.

B. ALL CIRCUITS OVER 100' SHALL BE WIRED WITH #10 THHN.

KEY NOTES

1. EXISTING CEILING MOUNTED DEVICES TO BE RE-INSTALLED BACK IN CEILING AS NECESSARY TO ACCOMMODATE ANY CEILING REMOVAL/REPLCAEMENTS. CONNECT TO EXISTING TAGGED WIRING.
2. ALL MECHANICAL EQUIPMENT POWER REQUIREMENTS ARE NOTED ON DRAWINGS E901, E902, AND E903. LABEL INDICATES EQUIPMENT TAG. REFER TO RESPECTIVE TAG ON DRAWINGS NOTED.
3. PROVIDE FIRE/SMOKE DAMPER FIRE ALARM RELAY AT LOCATIONS INDICATED. PROVIDE WIRING TO CONNECT TO EXISTING FIRE ALARM SYSTEM. PROVIDE (2) #12, (1) #12GND IN 3/4" CONDUIT TO FIRE/SMOKE DAMPER ACTUATOR FROM PANEL AND CIRCUIT INDICATED.
4. PROVIDE NEW 120/208V, 800-AMP, 3Ø, 4-WIRE, 54 CIRCUIT PANELBOARD AT LOCATIONS INDICATED. PROVIDE (2) SETS OF(4) #500 MCM, (1) #3 IN (2) 4" CONDUITS TO NEW MDP IN BASEMENT. REFER TO DRAWING CLE-E001 FOR FURTHER INFORMATION.

KEY PLAN:

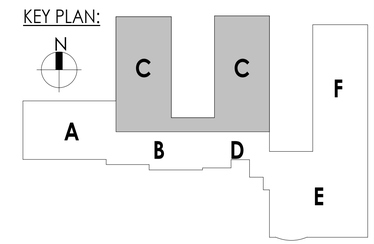

CPL | Architecture Engineering Planning
50 Front Street Suite 202,
Newburgh, NY 12550
CPLteam.com

SOUTH ORANGETOWN Central School District
Capital Improvements Bond
Essential Infrastructure for Student Health, Safety and Success

PROJECT INFORMATION

Project Number
14457.20

Client Name
SOUTH ORANGETOWN CENTRAL SCHOOL DISTRICT

Project Name
PHASE 1: 2022 BOND

District Office Address
160 VAN WYCK RD.
BLAUVELT, NY 10913

SOUTH ORANGETOWN CSD
- ☐ WILLIAM O. SCHAEFER SED#:50-03-01-06-0-012-019
- ■ COTTAGE LANE ELEMENTARY SED#:50-03-01-06-0-010-022
- ☐ TAPPAN ZEE HIGH SCHOOL SED#:50-03-01-06-0-006-032
- ☐ WILLIAM O. SCHAEFER S&L SED#: 50-03-01-06-0-012-020
- ☐ COTTAGE LANE S&L SED#: 50-03-01-06-0-010-023
- ☐ COTTAGE LANE LIBRARY S&L SED#:; 50-03-01-06-8-023-002
- ☐ WOS OUTDOOR CLASSROOM SED#: 50-03-01-06-7-053-001
- ☐ SOMS OUTDOOR CLASSROOM SED#: 50-03-01-06-7-056-001
- ☐ CLE OUTDOOR CLASSROOM SED#: 50-03-01-06-7-054-001
- ☐ TZHS OUTDOOR CLASSROOM SED#: 50-03-01-06-7-055-001

PROJECT ISSUE & REVISION SCHEDULE

vv	Date	Description

PROFESSIONAL STAMPS

NEW YORK STATE EDUCATION STATEMENT

IT IS A VIOLATION OF THE NEW YORK STATE EDUCATION LAW AND THE COMMISSIONER'S REGULATIONS FOR ANY PERSON, UNLESS ACTING UNDER THE DIRECTION OF A LICENSED ARCHITECT, ENGINEER OR LAND SURVEYOR, TO ALTER AN ITEM IN ANY WAY. IF AN ITEM BEARING THE SEAL OF AN ARCHITECT, ENGINEER OR LAND SURVEYOR IS ALTERED, THE ALTERING PARTY SHALL AFFIX TO THE ITEM THEIR SEAL AND THE NOTATION "ALTERED BY" FOLLOWED BY THEIR SIGNATURE AND THE DATE OF SUCH ALTERATION, AND A SPECIFIC DESCRIPTION OF THE ALTERATION.

SHEET INFORMATION

Issued	Scale
10/18/23	AS NOTED

Project Status
BID DOCUMENTS

Drawn By	Checked By
MAY	JBT

Drawing Title
FIRST FLOOR NEW WORK PLAN - AREA C

Drawing Number
CLE
E202

10/18/2023 3:09:35 PM <project location> REVIT PROJECT FILES ON BIM360

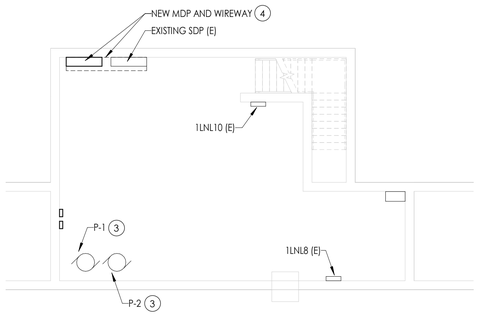

1 / E203 **BOILER ROOM NEW WORK PLAN**
1/8" = 1'-0"

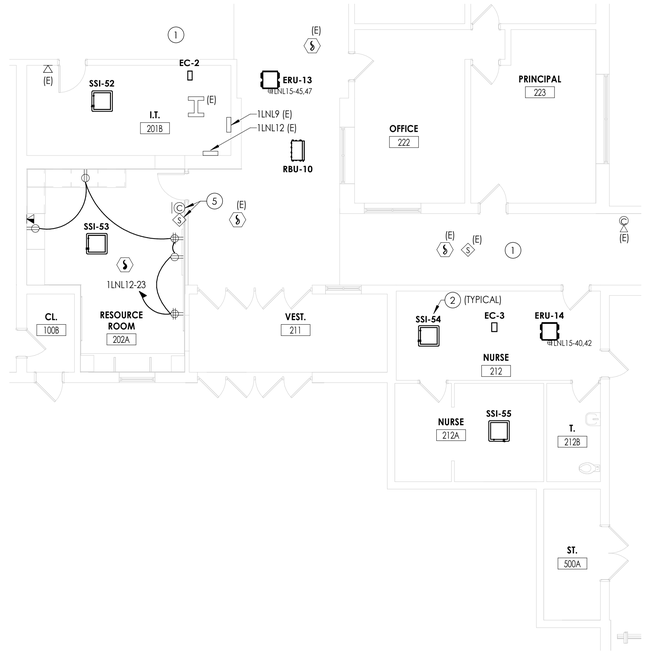

2 / E203 **FIRST FLOOR NEW WORK PLAN - AREA D**
1/8" = 1'-0"

GENERAL NOTES

A. FOR ALL 120V DEVICES SHOWN, WIRE WITH (2)#12, #12G IN 3/4"C AND CONNECT TO 20A/1P CIRCUIT BREAKER IN PANEL INDICATED TO CIRCUIT INDICATED ADJACENT TO DEVICE.

B. ALL CIRCUITS OVER 100' SHALL BE WIRED WITH #10 THHN.

KEY NOTES

1. EXISTING CEILING MOUNTED DEVICES TO BE RE-INSTALLED BACK IN CEILING AS NECESSARY TO ACCOMMODATE ANY CEILING REMOVAL/REPLCAEMENTS. CONNECT TO EXISTING TAGGED WIRING.
2. ALL MECHANICAL EQUIPMENT POWER REQUIREMENTS ARE NOTED ON DRAWINGS E901, E902, AND E903. LABEL INDICATES EQUIPMENT TAG. REFER TO RESPECTIVE TAG ON DRAWINGS NOTED.
3. CONNECT NEW PUMPS TO EXISTING TAGGED CIRCUITRY. REWORK/EXTEND WIRING AS NECESSARY TO ACCOMMODATE NEW PUMPS. WIRE PUMPS THROUGH VFD'S. PROVIDE ADDITIONAL CONDUIT AND WIRING IN KIND.
4. PROVIDE NEW 2,000 AMP SWITCHGEAR AND NEW WIREWAY AT LOCATION INDICATED. WIREWAY TO BE 18"W, X 18"D, X 10" LONG, MOUNTED ABOVE NEW SWITCHGEAR AND EXISTING MDP. CONNECT EXISTING FEEDER CONDUITS THAT WERE CUT BACK TO NEW WIREWAY. PULL EXISTING TAGGED FEEDERS THROUGH WIREWAY TO EXISTING BREAKERS. REFER TO DRAWING CLE-E001 FOR FURTHER INFORMATION.
5. NEW LOCATION OF EXISTING CLOCK AND SPEAKER. CONNECT TO EXISTING TAGGED WIRING.

KEY PLAN:

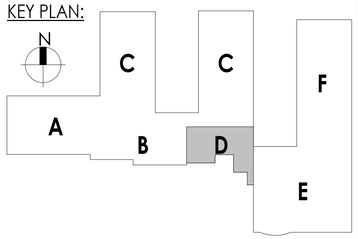

CPL | Architecture Engineering Planning
50 Front Street Suite 202,
Newburgh, NY 12550
CPLteam.com

SOUTH ORANGETOWN Central School District
Capital Improvements Bond
Essential Infrastructure for Student Health, Safety and Success

PROJECT INFORMATION

Project Number
14457.20

Client Name
SOUTH ORANGETOWN CENTRAL SCHOOL DISTRICT

Project Name
PHASE 1: 2022 BOND

District Office Address
160 VAN WYCK RD.
BLAUVELT, NY 10913

SOUTH ORANGETOWN CSD
- ☐ WILLIAM O. SCHAEFER SED#:50-03-01-06-0-012-019
- ■ COITTAGE LANE ELEMENTARY SED#:50-03-01-06-0-010-022
- ☐ TAPPAN ZEE HIGH SCHOOL SED#:50-03-01-06-0-006-032
- ☐ WILLIAM O. SCHAEFER S&L SED#: 50-03-01-06-0-012-020
- ☐ COITTAGE LANE S&L SED#: 50-03-01-06-0-010-023
- ☐ COITTAGE LANE LIBRARY S&L SED#: 50-03-01-06-8-023-002
- ☐ WOS OUTDOOR CLASSROOM SED#: 50-03-01-06-7-053-001
- ☐ SOMS OUTDOOR CLASSROOM SED#: 50-03-01-06-7-056-001
- ☐ CLE OUTDOOR CLASSROOM SED#: 50-03-01-06-7-054-001
- ☐ TZHS OUTDOOR CLASSROOM SED#: 50-03-01-06-7-055-001

PROJECT ISSUE & REVISION SCHEDULE

vv	Date	Description

PROFESSIONAL STAMPS

NEW YORK STATE EDUCATION STATEMENT

IT IS A VIOLATION OF THE NEW YORK STATE EDUCATION LAW AND THE COMMISSIONER'S REGULATIONS FOR ANY PERSON, UNLESS ACTING UNDER THE DIRECTION OF A LICENSED ARCHITECT, ENGINEER OR LAND SURVEYOR, TO ALTER AN ITEM IN ANY WAY. IF AN ITEM BEARING THE SEAL OF AN ARCHITECT, ENGINEER OR SURVEYOR IS ALTERED, THE ALTERING ARCHITECT, ENGINEER OR SURVEYOR SHALL AFFIX TO THE ITEM THEIR SEAL AND THE NOTATION "ALTERED BY" FOLLOWED BY THEIR SIGNATURE AND THE DATE OF SUCH ALTERATION, AND A SPECIFIC DESCRIPTION OF THE ALTERATION.

SHEET INFORMATION

Issued	Scale
10/18/23	AS NOTED

Project Status
BID DOCUMENTS

Drawn By	Checked By
MAY	JBT

Drawing Title
FIRST FLOOR NEW WORK PLAN - AREA D

Drawing Number
CLE
E203

10/18/2023 3:09:37 PM <project location> REVIT PROJECT FILES ON BIM360

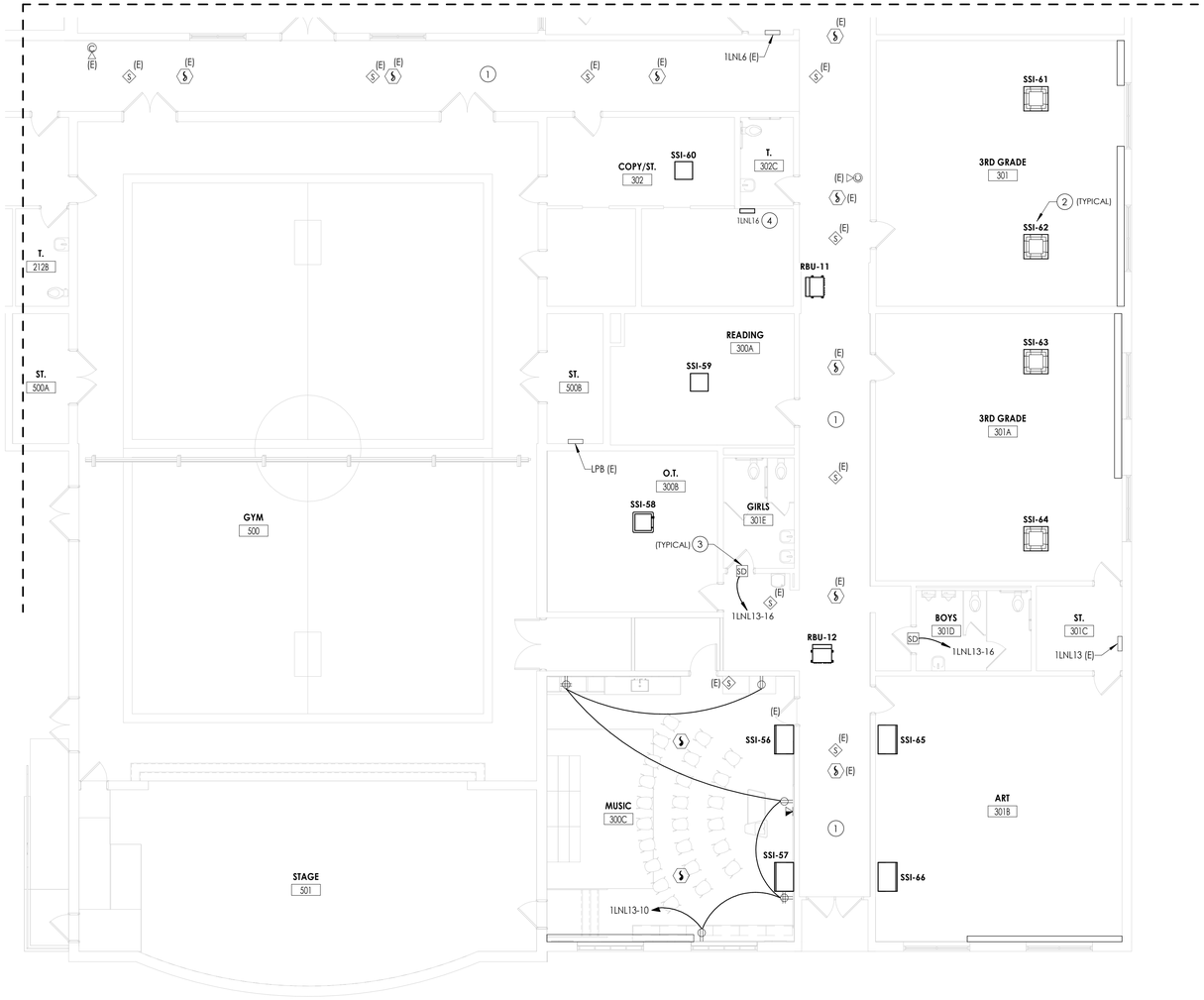

1 / E204 **FIRST FLOOR NEW WORK PLAN - AREA E**

1/8" = 1'-0"

GENERAL NOTES

A. FOR ALL 120V DEVICES SHOWN, WIRE WITH (2)#12, #12G IN 3/4"C AND CONNECT TO 20A/1P CIRCUIT BREAKER IN PANEL INDICATED TO CIRCUIT INDICATED ADJACENT TO DEVICE.

B. ALL CIRCUITS OVER 100' SHALL BE WIRED WITH #10 THHN.

KEY NOTES

1. EXISTING CEILING MOUNTED DEVICES TO BE RE-INSTALLED BACK IN CEILING AS NECESSARY TO ACCOMMODATE ANY CEILING REMOVAL/REPLCAEMENTS. CONNECT TO EXISTING TAGGED WIRING.
2. ALL MECHANICAL EQUIPMENT POWER REQUIREMENTS ARE NOTED ON DRAWINGS E901, E902, AND E903. LABEL INDICATES EQUIPMENT TAG. REFER TO RESPECTIVE TAG ON DRAWINGS NOTED.
3. PROVIDE FIRE/SMOKE DAMPER FIRE ALARM RELAY AT LOCATIONS INDICATED. PROVIDE WIRING TO CONNECT TO EXISTING FIRE ALARM SYSTEM. PROVIDE (2) #12, (1) #12GND IN 3/4" CONDUIT TO FIRE/SMOKE DAMPER ACTUATOR FROM PANEL AND CIRCUIT INDICATED.
4. PROVIDE NEW 120/208V, 800-AMP, 3ø, 4-WIRE, 54 CIRCUIT PANELBOARD AT LOCATIONS INDICATED. PROVIDE (2) SETS OF (4) #500 MCM, (1) #3 IN (2) 4" CONDUIT TO NEW MDP IN BASEMENT. REFER TO DRAWING CLE-E001 FOR FURTHER INFORMATION.

KEY PLAN:

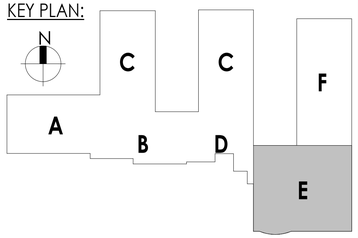

CPL | Architecture Engineering Planning
50 Front Street Suite 202,
Newburgh, NY 12550
CPLteam.com

SOUTH ORANGETOWN Central School District
Capital Improvements Bond
Essential Infrastructure for Student Health, Safety and Success

PROJECT INFORMATION

Project Number
14457.20

Client Name
SOUTH ORANGETOWN CENTRAL SCHOOL DISTRICT

Project Name
PHASE 1: 2022 BOND

District Office Address
160 VAN WYCK RD.
BLAUVELT, NY 10913

SOUTH ORANGETOWN CSD
- ☐ WILLIAM O. SCHAEFER SED#:50-03-01-06-0-012-019
- ■ COTTAGE LANE ELEMENTARY SED#:50-03-01-06-0-010-022
- ☐ TAPPAN ZEE HIGH SCHOOL SED#:50-03-01-06-0-006-032
- ☐ WILLIAM O. SCHAEFER S&L SED#: 50-03-01-06-0-012-020
- ☐ COTTAGE LANE S&L SED#: 50-03-01-06-0-010-023
- ☐ COTTAGE LANE LIBRARY S&L SED#:; 50-03-01-06-8-023-002
- ☐ WOS OUTDOOR CLASSROOM SED#: 50-03-01-06-7-053-001
- ☐ SOMS OUTDOOR CLASSROOM SED#: 50-03-01-06-7-056-001
- ☐ CLE OUTDOOR CLASSROOM SED#: 50-03-01-06-7-054-001
- ☐ TZHS OUTDOOR CLASSROOM SED#: 50-03-01-06-7-055-001

PROJECT ISSUE & REVISION SCHEDULE

vv	Date	Description

PROFESSIONAL STAMPS

NEW YORK STATE EDUCATION STATEMENT

IT IS A VIOLATION OF THE NEW YORK STATE EDUCATION LAW AND THE COMMISSIONER'S REGULATIONS FOR ANY PERSON, UNLESS ACTING UNDER THE DIRECTION OF A LICENSED PROFESSIONAL ARCHITECT, ENGINEER OR SURVEYOR, TO ALTER IN ANY WAY, AN ITEM BEARING THE SEAL OF AN ARCHITECT, ENGINEER OR SURVEYOR IS ALTERED. THE ALTERING PARTY SHALL AFFIX TO THE ITEM THEIR SEAL AND THE NOTATION "ALTERED BY" FOLLOWED BY THEIR SIGNATURE AND THE DATE OF SUCH ALTERATION, AND A SPECIFIC DESCRIPTION OF THE ALTERATION.

SHEET INFORMATION

Issued	Scale
10/18/23	AS NOTED

Project Status
BID DOCUMENTS

Drawn By	Checked By
MAY	JBT

Drawing Title
FIRST FLOOR NEW WORK PLAN - AREA E

Drawing Number
CLE E204

10/18/2023 3:09:40 PM <project location> REVIT PROJECT FILES ON BIM360

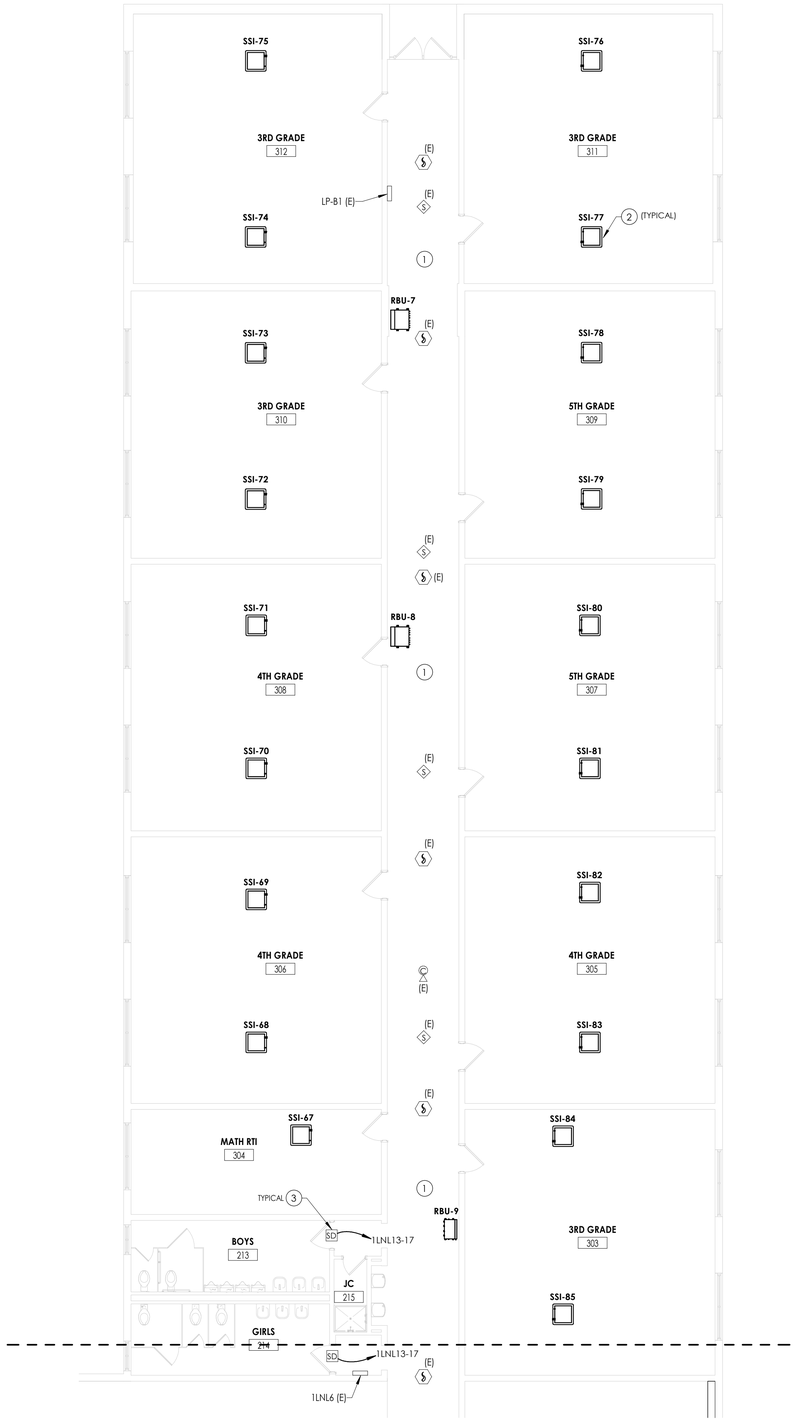

1 / E205 **FIRST FLOOR NEW WORK PLAN - AREA F**

1/8" = 1'-0"

GENERAL NOTES

A. FOR ALL 120V DEVICES SHOWN, WIRE WITH (2)#12, #12G IN 3/4"C AND CONNECT TO 20A/1P CIRCUIT BREAKER IN PANEL INDICATED TO CIRCUIT INDICATED ADJACENT TO DEVICE.

B. ALL CIRCUITS OVER 100' SHALL BE WIRED WITH #10 THHN.

KEY NOTES

1. EXISTING CEILING MOUNTED DEVICES TO BE RE-INSTALLED BACK IN CEILING AS NECESSARY TO ACCOMMODATE ANY CEILING REMOVAL/REPLCAEMENTS. CONNECT TO EXISTING TAGGED WIRING.

2. ALL MECHANICAL EQUIPMENT POWER REQUIREMENTS ARE NOTED ON DRAWINGS E901, E902, AND E903. LABEL INDICATES EQUIPMENT TAG. REFER TO RESPECTIVE TAG ON DRAWINGS NOTED.

3. PROVIDE FIRE/SMOKE DAMPER FIRE ALARM RELAY AT LOCATIONS INDICATED. PROVIDE WIRING TO CONNECT TO EXISTING FIRE ALARM SYSTEM. PROVIDE (2) #12, (1) #12GND IN 3/4" CONDUIT TO FIRE/SMOKE DAMPER ACTUATOR FROM PANEL AND CIRCUIT INDICATED.

KEY PLAN:

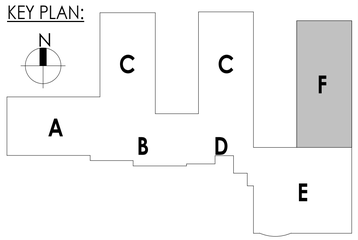

CPL | Architecture Engineering Planning
50 Front Street Suite 202,
Newburgh, NY 12550
CPLteam.com

SOUTH ORANGETOWN Central School District
Capital Improvements Bond
Essential Infrastructure for Student Health, Safety and Success

PROJECT INFORMATION

Project Number
14457.20

Client Name
SOUTH ORANGETOWN CENTRAL SCHOOL DISTRICT

Project Name
PHASE 1: 2022 BOND

District Office Address
160 VAN WYCK RD.
BLAUVELT, NY 10913

SOUTH ORANGETOWN CSD
- ☐ WILLIAM O. SCHAEFER SED#:50-03-01-06-0-012-019
- ■ COTTAGE LANE ELEMENTARY SED#:50-03-01-06-0-010-022
- ☐ TAPPAN ZEE HIGH SCHOOL SED#:50-03-01-06-0-006-032
- ☐ WILLIAM O. SCHAEFER S&L SED#: 50-03-01-06-0-012-020
- ☐ COTTAGE LANE S&L SED#: 50-03-01-06-0-010-023
- ☐ COTTAGE LANE LIBRARY S&L SED#: 50-03-01-06-8-023-002
- ☐ WOS OUTDOOR CLASSROOM SED#: 50-03-01-06-7-053-001
- ☐ SOMS OUTDOOR CLASSROOM SED#: 50-03-01-06-7-056-001
- ☐ CLE OUTDOOR CLASSROOM SED#: 50-03-01-06-7-054-001
- ☐ TZHS OUTDOOR CLASSROOM SED#: 50-03-01-06-7-055-001

PROJECT ISSUE & REVISION SCHEDULE

vv	Date	Description

PROFESSIONAL STAMPS

NEW YORK STATE EDUCATION STATEMENT

IT IS A VIOLATION OF THE NEW YORK STATE EDUCATION LAW AND THE COMMISSIONER'S REGULATIONS FOR ANY PERSON, UNLESS ACTING UNDER THE DIRECTION OF A LICENSED ARCHITECT, ENGINEER OR LAND SURVEYOR, TO ALTER IN ANY WAY, A WRITTEN BEARING THE SEAL OF AN ARCHITECT, ENGINEER OR SURVEYOR IS ALTERED. THE ALTERING PARTY SHALL AFFIX TO THE ITEM THEIR SEAL AND THE NOTATION "ALTERED BY" FOLLOWED BY THEIR SIGNATURE AND THE DATE OF SUCH ALTERATION, AND A SPECIFIC DESCRIPTION OF THE ALTERATION.

SHEET INFORMATION

Issued	Scale
10/18/23	AS NOTED
Project Status	
BID DOCUMENTS	
Drawn By	Checked By
MAY	JBT

Drawing Title
FIRST FLOOR NEW WORK PLAN - AREA F

Drawing Number
CLE
E205

10/18/2023 3:09:42 P.M. <project location> REVIT PROJECT FILES ON BIM360

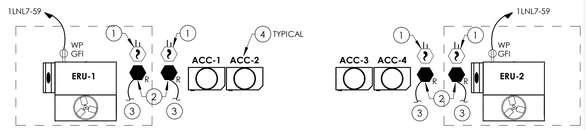

1 / E210 **ROOF NEW WORK PLAN - AREA A**

1/8" = 1'-0"

GENERAL NOTES

A. FOR ALL 120V DEVICES SHOWN, WIRE WITH (2)#12, #12G IN 3/4"C AND CONNECT TO 20A/1P CIRCUIT BREAKER IN PANEL INDICATED TO CIRCUIT INDICATED ADJACENT TO DEVICE.

B. ALL CIRCUITS OVER 100' SHALL BE WIRED WITH #10 THHN.

KEY NOTES

1. PROVIDE DUCT SMOKE DETECTOR FOR RETURN AND SUPPLY LINES OF RTU'S SHOWN HERE FOR CLARITY BUT ARE IN FIRST FLOOR CEILING PLAN. PROVIDE FAN SHUT DOWN RELAYS SO THAT UNIT WILL SHUT DOWN ALL FANS ASSOCIATED WITH UNIT ON ACTIVATION OF THE BUILDING FIRE ALARM PANEL.
2. PROVIDE FAN SHUT DOWN RELAYS AT HVAC EQUIPMENT CONTROLS. INTERCONNECT RELAYS TO BUILDING FIRE ALARM SYSTEM TO SHUT DOWN FAN MOTORS WHEN THE FIRE ALARM IS ACTIVATED.
3. PROVIDE ASSOCIATED REMOTE TEST SWITCHES IN CEILING SPACE BELOW.
4. ALL MECHANICAL EQUIPMENT POWER REQUIREMENTS ARE NOTED ON DRAWINGS E901, E902, AND E903. LABEL INDICATES EQUIPMENT TAG. REFER TO RESPECTIVE TAG ON DRAWINGS NOTED.

KEY PLAN:

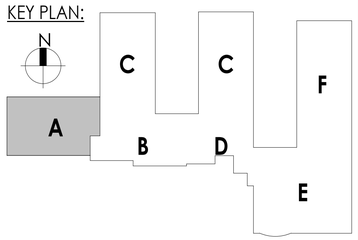

CPL | Architecture Engineering Planning
50 Front Street Suite 202,
Newburgh, NY 12550
CPLteam.com

SOUTH ORANGETOWN Central School District
Capital Improvements Bond
Essential Infrastructure for Student Health, Safety and Success

PROJECT INFORMATION

Project Number
14457.20

Client Name
SOUTH ORANGETOWN CENTRAL SCHOOL DISTRICT

Project Name
PHASE 1: 2022 BOND

District Office Address
160 VAN WYCK RD.
BLAUVELT, NY 10913

SOUTH ORANGETOWN CSD
- ☐ WILLIAM O. SCHAEFER SED#:50-03-01-06-0-012-019
- ■ COTTAGE LANE ELEMENTARY SED#:50-03-01-06-0-010-022
- ☐ TAPPAN ZEE HIGH SCHOOL SED#:50-03-01-06-0-006-032
- ☐ WILLIAM O. SCHAEFER S&L SED#: 50-03-01-06-0-012-020
- ☐ COTTAGE LANE S&L SED#: 50-03-01-06-0-010-023
- ☐ COTTAGE LANE LIBRARY S&L SED#: 50-03-01-06-8-023-002
- ☐ WOS OUTDOOR CLASSROOM SED#: 50-03-01-06-7-053-001
- ☐ SOMS OUTDOOR CLASSROOM SED#: 50-03-01-06-7-056-001
- ☐ CLE OUTDOOR CLASSROOM SED#: 50-03-01-06-7-054-001
- ☐ TZHS OUTDOOR CLASSROOM SED#: 50-03-01-06-7-055-001

PROJECT ISSUE & REVISION SCHEDULE

vv	Date	Description

PROFESSIONAL STAMPS

NEW YORK STATE EDUCATION STATEMENT

IT IS A VIOLATION OF THE NEW YORK STATE EDUCATION LAW AND THE COMMISSIONER'S REGULATIONS FOR ANY PERSON, UNLESS ACTING UNDER THE DIRECTION OF A LICENSED ARCHITECT, ENGINEER OR LAND SURVEYOR, TO ALTER IN ANY WAY, A DOCUMENT BEARING THE SEAL OF AN ARCHITECT, ENGINEER OR SURVEYOR IS ALTERED. THE ALTERING PARTY SHALL AFFIX TO THE ITEM THEIR SEAL AND THE NOTATION "ALTERED BY" FOLLOWED BY THEIR SIGNATURE AND THE DATE OF SUCH ALTERATION, AND A SPECIFIC DESCRIPTION OF THE ALTERATION.

SHEET INFORMATION

Issued	Scale
10/18/23	AS NOTED

Project Status
BID DOCUMENTS

Drawn By	Checked By
MAY	JBT

Drawing Title
ROOF NEW WORK PLAN - AREA A

Drawing Number
CLE
E210

10/18/2023 3:09:44 P.M. <project location> REVIT PROJECT FILES ON BIM360

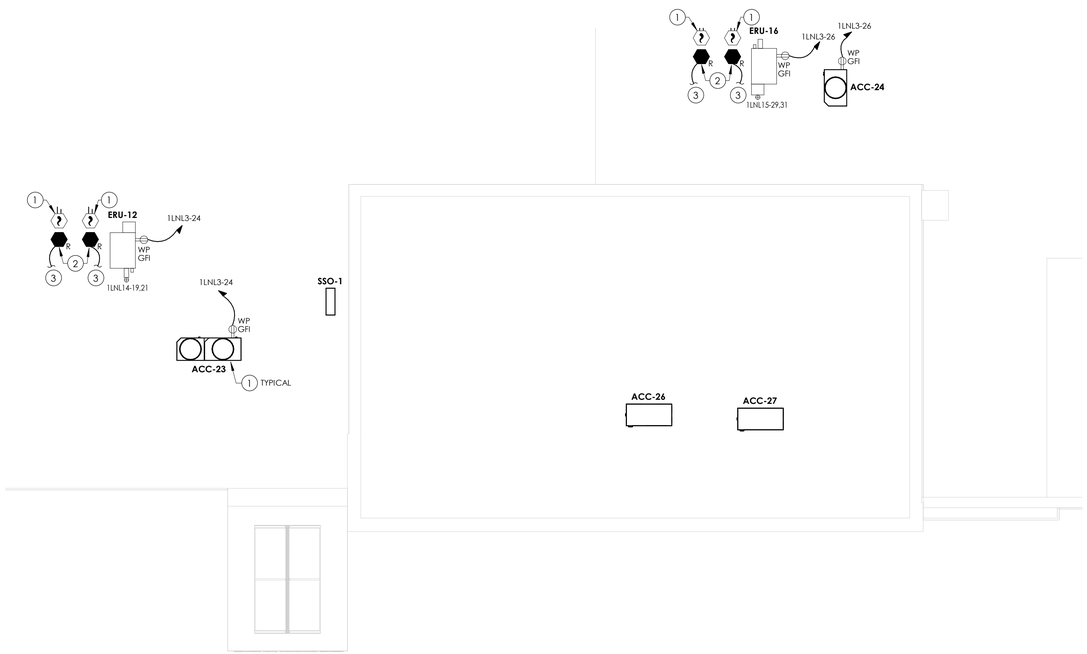

1 / E211 **ROOF NEW WORK PLAN - AREA B**

1/8" = 1'-0"

GENERAL NOTES

A. FOR ALL 120V DEVICES SHOWN, WIRE WITH (2)#12, #12G IN 3/4"C AND CONNECT TO 20A/1P CIRCUIT BREAKER IN PANEL INDICATED TO CIRCUIT INDICATED ADJACENT TO DEVICE.

B. ALL CIRCUITS OVER 100' SHALL BE WIRED WITH #10 THHN.

KEY NOTES

1. ALL MECHANICAL EQUIPMENT POWER REQUIREMENTS ARE NOTED ON DRAWINGS E901, E902, AND E903. LABEL INDICATES EQUIPMENT TAG. REFER TO RESPECTIVE TAG ON DRAWINGS NOTED.

KEY PLAN:

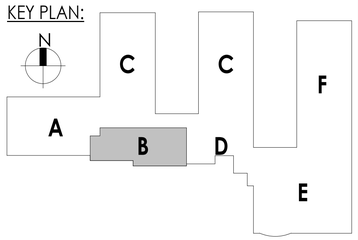

CPL | Architecture Engineering Planning
50 Front Street Suite 202,
Newburgh, NY 12550
CPLteam.com

SOUTH ORANGETOWN Central School District

Capital Improvements Bond

Essential Infrastructure for Student Health, Safety and Success

PROJECT INFORMATION

Project Number
14457.20

Client Name
SOUTH ORANGETOWN CENTRAL SCHOOL DISTRICT

Project Name
PHASE 1: 2022 BOND

District Office Address
160 VAN WYCK RD.
BLAUVELT, NY 10913

SOUTH ORANGETOWN CSD

- ☐ WILLIAM O. SCHAEFER SED#:50-03-01-06-0-012-019
- ■ COTTAGE LANE ELEMENTARY SED#:50-03-01-06-0-010-022
- ☐ TAPPAN ZEE HIGH SCHOOL SED#:50-03-01-06-0-006-032
- ☐ WILLIAM O. SCHAEFER S&L SED#: 50-03-01-06-0-012-020
- ☐ COTTAGE LANE S&L SED#: 50-03-01-06-0-010-023
- ☐ COTTAGE LANE LIBRARY S&L SED#: 50-03-01-06-8-023-002
- ☐ WOS OUTDOOR CLASSROOM SED#: 50-03-01-06-7-053-001
- ☐ SOMS OUTDOOR CLASSROOM SED#: 50-03-01-06-7-056-001
- ☐ CLE OUTDOOR CLASSROOM SED#: 50-03-01-06-7-054-001
- ☐ TZHS OUTDOOR CLASSROOM SED#: 50-03-01-06-7-055-001

PROJECT ISSUE & REVISION SCHEDULE

vv	Date	Description

PROFESSIONAL STAMPS

NEW YORK STATE EDUCATION STATEMENT

IT IS A VIOLATION OF THE NEW YORK STATE EDUCATION LAW AND THE COMMISSIONER'S REGULATIONS FOR ANY PERSON, UNLESS ACTING UNDER THE DIRECTION OF A LICENSED ARCHITECT, ENGINEER OR SURVEYOR, TO ALTER IN ANY WAY A DOCUMENT BEARING THE SEAL OF AN ARCHITECT, ENGINEER OR SURVEYOR IS ALTERED. THE ALTERING PARTY SHALL AFFIX TO THE ITEM THEIR SEAL AND THE NOTATION "ALTERED BY" FOLLOWED BY THEIR SIGNATURE AND THE DATE OF SUCH ALTERATION, AND A SPECIFIC DESCRIPTION OF THE ALTERATION.

SHEET INFORMATION

Issued	Scale
10/18/23	AS NOTED

Project Status
BID DOCUMENTS

Drawn By	Checked By
MAY	JBT

Drawing Title
ROOF NEW WORK PLAN - AREA B

Drawing Number
CLE
E211

10/18/2023 3:09:46 PM <project location> REVIT PROJECT FILES ON BIM360

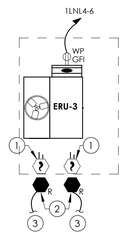

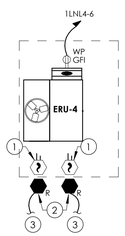

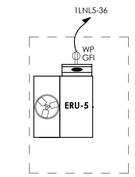

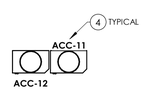

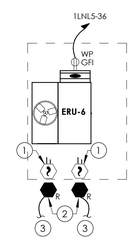

1 / E212 **ROOF NEW WORK PLAN - AREA C**

1/8" = 1'-0"

GENERAL NOTES

A. FOR ALL 120V DEVICES SHOWN, WIRE WITH (2)#12, #12G IN 3/4"C AND CONNECT TO 20A/1P CIRCUIT BREAKER IN PANEL INDICATED TO CIRCUIT INDICATED ADJACENT TO DEVICE.

B. ALL CIRCUITS OVER 100' SHALL BE WIRED WITH #10 THHN.

KEY NOTES

1. PROVIDE DUCT SMOKE DETECTOR FOR RETURN AND SUPPLY LINES OF RTU'S. SHOWN HERE FOR CLARITY BUT ARE IN FIRST FLOOR CEILING AREA. PROVIDE FAN SHUT DOWN RELAYS SO THAT UNIT WILL SHUT DOWN ALL FANS ASSOCIATED WITH UNIT ON ACTIVATION OF THE BUILDING FIRE ALARM PANEL.
2. PROVIDE FAN SHUT DOWN RELAYS AT HVAC EQUIPMENT CONTROLS. INTERCONNECT RELAYS TO BUILDING FIRE ALARM SYSTEM TO SHUT DOWN FAN MOTORS WHEN THE FIRE ALARM IS ACTIVATED.
3. PROVIDE ASSOCIATED REMOTE TEST SWITCHES IN CEILING SPACE BELOW.
4. ALL MECHANICAL EQUIPMENT POWER REQUIREMENTS ARE NOTED ON DRAWINGS E901, E902, AND E903. LABEL INDICATES EQUIPMENT TAG. REFER TO RESPECTIVE TAG ON DRAWINGS NOTED.

KEY PLAN:

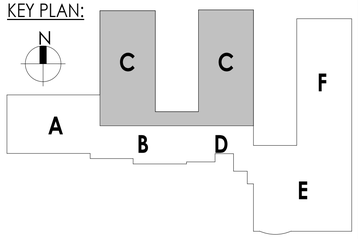

CPL | Architecture Engineering Planning
50 Front Street Suite 202,
Newburgh, NY 12550
CPLteam.com

SOUTH ORANGETOWN Central School District
Capital Improvements Bond
Essential Infrastructure for Student Health, Safety and Success

PROJECT INFORMATION

Project Number
14457.20

Client Name
SOUTH ORANGETOWN CENTRAL SCHOOL DISTRICT

Project Name
PHASE 1: 2022 BOND

District Office Address
160 VAN WYCK RD.
BLAUVELT, NY 10913

SOUTH ORANGETOWN CSD
- ☐ WILLIAM O. SCHAEFER SED#:50-03-01-06-0-012-019
- ■ COTTAGE LANE ELEMENTARY SED#:50-03-01-06-0-010-022
- ☐ TAPPAN ZEE HIGH SCHOOL SED#:50-03-01-06-0-006-032
- ☐ WILLIAM O. SCHAEFER S&L SED#: 50-03-01-06-0-012-020
- ☐ COTTAGE LANE S&L SED#: 50-03-01-06-0-010-023
- ☐ COTTAGE LANE LIBRARY S&L SED#: 50-03-01-06-8-023-002
- ☐ WOS OUTDOOR CLASSROOM SED#: 50-03-01-06-7-053-001
- ☐ SOMS OUTDOOR CLASSROOM SED#: 50-03-01-06-7-056-001
- ☐ CLE OUTDOOR CLASSROOM SED#: 50-03-01-06-7-054-001
- ☐ TZHS OUTDOOR CLASSROOM SED#: 50-03-01-06-7-055-001

PROJECT ISSUE & REVISION SCHEDULE

vv	Date	Description

PROFESSIONAL STAMPS

NEW YORK STATE EDUCATION STATEMENT

IT IS A VIOLATION OF THE NEW YORK STATE EDUCATION LAW AND THE COMMISSIONER'S REGULATIONS FOR ANY PERSON, UNLESS ACTING UNDER THE DIRECTION OF A LICENSED ARCHITECT, ENGINEER OR LAND SURVEYOR, TO ALTER AN ITEM IN ANY WAY. IF AN ITEM BEARING THE SEAL OF AN ARCHITECT, ENGINEER OR SURVEYOR IS ALTERED, THE ALTERING PARTY SHALL AFFIX TO THE ITEM THEIR SEAL AND THE NOTATION "ALTERED BY" FOLLOWED BY THEIR SIGNATURE AND THE DATE OF SUCH ALTERATION, AND A SPECIFIC DESCRIPTION OF THE ALTERATION.

SHEET INFORMATION

Issued	Scale
10/18/23	AS NOTED

Project Status
BID DOCUMENTS

Drawn By	Checked By
MAY	JBT

Drawing Title
ROOF NEW WORK PLAN - AREA C

Drawing Number
CLE
E212

10/18/2023 3:09:48 PM <project location> REVIT PROJECT FILES ON BM360

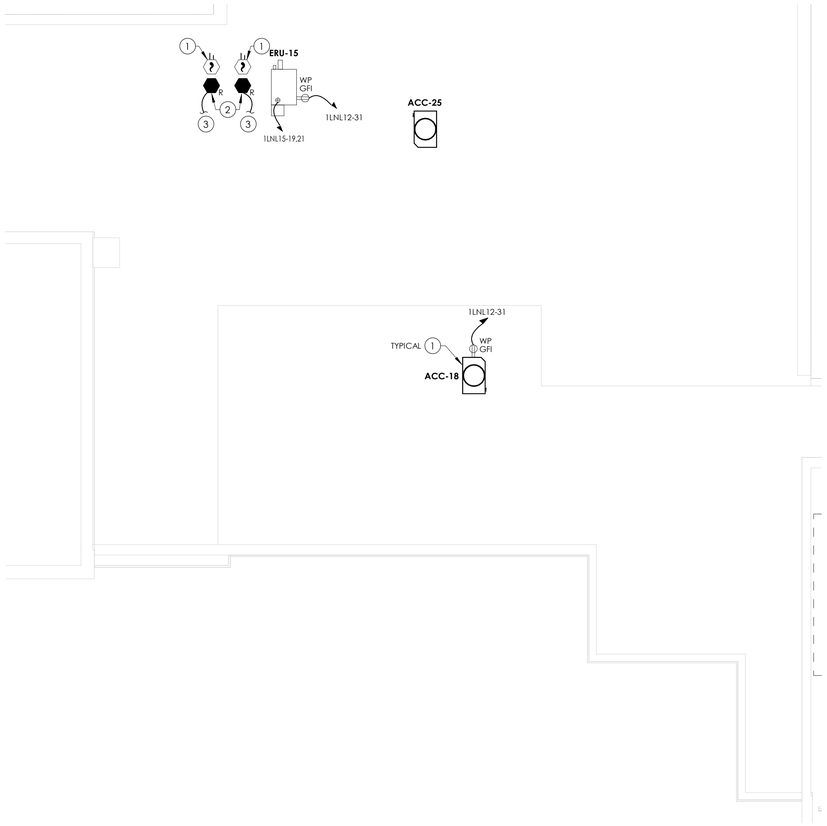

1 / E213 **ROOF NEW WORK PLAN - AREA D**

1/8" = 1'-0"

GENERAL NOTES

A. FOR ALL 120V DEVICES SHOWN, WIRE WITH (2)#12, #12G IN 3/4"C AND CONNECT TO 20A/1P CIRCUIT BREAKER IN PANEL INDICATED TO CIRCUIT INDICATED ADJACENT TO DEVICE.

B. ALL CIRCUITS OVER 100' SHALL BE WIRED WITH #10 THHN.

KEY NOTES

1 ALL MECHANICAL EQUIPMENT POWER REQUIREMENTS ARE NOTED ON DRAWINGS E901, E902, AND E903. LABEL INDICATES EQUIPMENT TAG. REFER TO RESPECTIVE TAG ON DRAWINGS NOTED.

KEY PLAN:

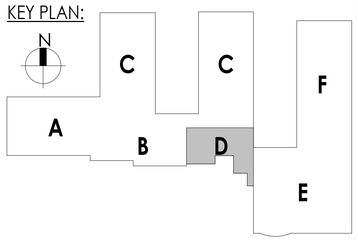

CPL | Architecture Engineering Planning
50 Front Street Suite 202,
Newburgh, NY 12550
CPLteam.com

SOUTH ORANGETOWN Central School District
Capital Improvements Bond
Essential Infrastructure for Student Health, Safety and Success

PROJECT INFORMATION

Project Number
14457.20

Client Name
SOUTH ORANGETOWN CENTRAL SCHOOL DISTRICT

Project Name
PHASE 1: 2022 BOND

District Office Address
160 VAN WYCK RD.
BLAUVELT, NY 10913

SOUTH ORANGETOWN CSD
- ☐ WILLIAM O. SCHAEFER SED#:50-03-01-06-0-012-019
- ■ COTTAGE LANE ELEMENTARY SED#:50-03-01-06-0-010-022
- ☐ TAPPAN ZEE HIGH SCHOOL SED#:50-03-01-06-0-006-032
- ☐ WILLIAM O. SCHAEFER S&L SED#: 50-03-01-06-0-012-020
- ☐ COTTAGE LANE S&L SED#: 50-03-01-06-0-010-023
- ☐ COTTAGE LANE LIBRARY S&L SED#: 50-03-01-06-8-023-002
- ☐ WOS OUTDOOR CLASSROOM SED#: 50-03-01-06-7-053-001
- ☐ SOMS OUTDOOR CLASSROOM SED#: 50-03-01-06-7-056-001
- ☐ CLE OUTDOOR CLASSROOM SED#: 50-03-01-06-7-054-001
- ☐ TZHS OUTDOOR CLASSROOM SED#: 50-03-01-06-7-055-001

PROJECT ISSUE & REVISION SCHEDULE

vv	Date	Description

PROFESSIONAL STAMPS

NEW YORK STATE EDUCATION STATEMENT

IT IS A VIOLATION OF THE NEW YORK STATE EDUCATION LAW AND THE COMMISSIONER'S REGULATIONS FOR THE PROFESSIONS FOR ANY PERSON, UNLESS ACTING UNDER THE DIRECTION OF AN ARCHITECT, ENGINEER OR LAND SURVEYOR TO ALTER IN ANY WAY, A DOCUMENT BEARING THE SEAL OF AN ARCHITECT, ENGINEER OR SURVEYOR IS ALTERED. THE ALTERING PARTY SHALL AFFIX TO THE ITEM THEIR SEAL AND THE NOTATION "ALTERED BY" FOLLOWED BY THEIR SIGNATURE AND THE DATE OF SUCH ALTERATION, AND A SPECIFIC DESCRIPTION OF THE ALTERATION.

SHEET INFORMATION

Issued	Scale
10/18/23	AS NOTED

Project Status
BID DOCUMENTS

Drawn By	Checked By
MAY	JBT

Drawing Title
ROOF NEW WORK PLAN - AREA D

Drawing Number
CLE
E213

10/18/2023 3:09:50 P.M. <project location> REVIT PROJECT FILES ON BIM360

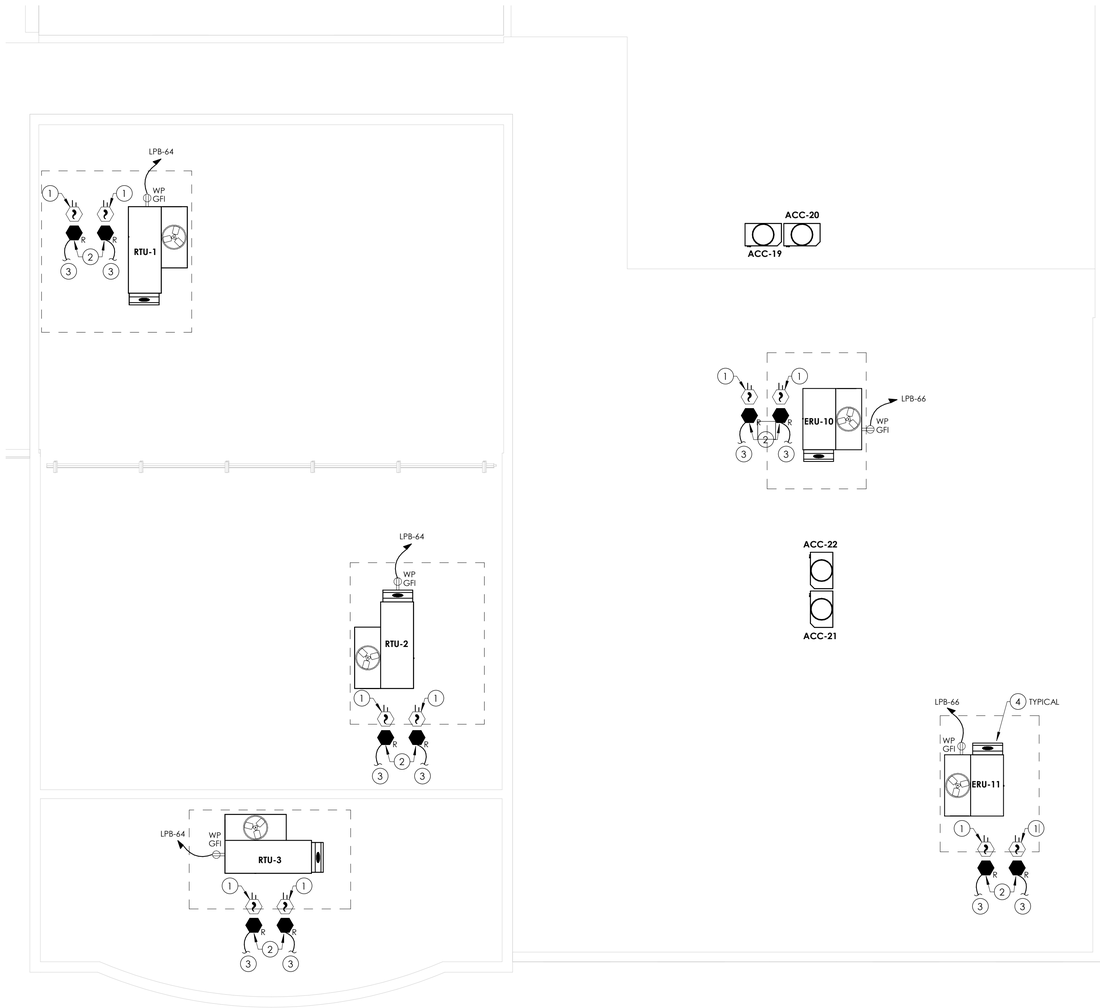

1 E214 **ROOF NEW WORK PLAN - AREA E**

1/8" = 1'-0"

GENERAL NOTES

A. FOR ALL 120V DEVICES SHOWN, WIRE WITH (2)#12, #12G IN 3/4"C AND CONNECT TO 20A/1P CIRCUIT BREAKER IN PANEL INDICATED TO CIRCUIT INDICATED ADJACENT TO DEVICE.

B. ALL CIRCUITS OVER 100' SHALL BE WIRED WITH #10 THHN.

KEY NOTES

1. PROVIDE DUCT SMOKE DETECTOR FOR RETURN AND SUPPLY LINES OF RTU'S. SHOWN HERE FOR CLARITY BUT ARE IN FIRST FLOOR CEILING AREA. PROVIDE FAN SHUT DOWN RELAYS SO THAT UNIT WILL SHUT DOWN ALL FANS ASSOCIATED WITH UNIT ON ACTIVATION OF THE BUILDING FIRE ALARM PANEL.
2. PROVIDE FAN SHUT DOWN RELAYS AT HVAC EQUIPMENT CONTROLS. INTERCONNECT RELAYS TO BUILDING FIRE ALARM SYSTEM TO SHUT DOWN FAN MOTORS WHEN THE FIRE ALARM IS ACTIVATED.
3. PROVIDE ASSOCIATED REMOTE TEST SWITCHES IN CEILING SPACE BELOW.
4. ALL MECHANICAL EQUIPMENT POWER REQUIREMENTS ARE NOTED ON DRAWINGS E901, E902, AND E903. LABEL INDICATES EQUIPMENT TAG. REFER TO RESPECTIVE TAG ON DRAWINGS NOTED.

KEY PLAN:

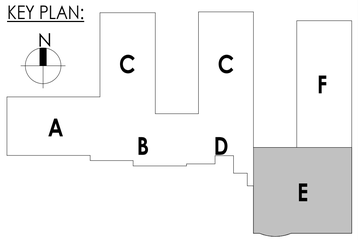

CPL | Architecture Engineering Planning
50 Front Street Suite 202,
Newburgh, NY 12550
CPLteam.com

SOUTH ORANGETOWN Central School District
Capital Improvements Bond
Essential Infrastructure for Student Health, Safety and Success

PROJECT INFORMATION

Project Number
14457.20

Client Name
SOUTH ORANGETOWN CENTRAL SCHOOL DISTRICT

Project Name
PHASE 1: 2022 BOND

District Office Address
160 VAN WYCK RD.
BLAUVELT, NY 10913

SOUTH ORANGETOWN CSD
- ☐ WILLIAM O. SCHAEFER SED#:50-03-01-06-0-012-019
- ■ COTTAGE LANE ELEMENTARY SED#:50-03-01-06-0-010-022
- ☐ TAPPAN ZEE HIGH SCHOOL SED#:50-03-01-06-0-006-032
- ☐ WILLIAM O. SCHAEFER S&L SED#: 50-03-01-06-0-012-020
- ☐ COTTAGE LANE S&L SED#: 50-03-01-06-0-010-023
- ☐ COTTAGE LANE LIBRARY S&L SED#: 50-03-01-06-8-023-002
- ☐ WOS OUTDOOR CLASSROOM SED#: 50-03-01-06-7-053-001
- ☐ SOMS OUTDOOR CLASSROOM SED#: 50-03-01-06-7-056-001
- ☐ CLE OUTDOOR CLASSROOM SED#: 50-03-01-06-7-054-001
- ☐ TZHS OUTDOOR CLASSROOM SED#: 50-03-01-06-7-055-001

PROJECT ISSUE & REVISION SCHEDULE

vv	Date	Description

PROFESSIONAL STAMPS

NEW YORK STATE EDUCATION STATEMENT

IT IS A VIOLATION OF THE NEW YORK STATE EDUCATION LAW AND THE COMMISSIONER'S REGULATIONS FOR ANY PERSON, UNLESS ACTING UNDER THE DIRECTION OF A LICENSED PROFESSIONAL ARCHITECT, ENGINEER OR SURVEYOR, TO ALTER IN ANY WAY, AN ITEM BEARING THE SEAL OF AN ARCHITECT, ENGINEER OR SURVEYOR OR ALTERED THE ALTERING PARTY SHALL AFFIX TO THE ITEM THEIR SEAL AND THE NOTATION "ALTERED BY" FOLLOWED BY THEIR SIGNATURE AND THE DATE OF SUCH ALTERATION, AND A SPECIFIC DESCRIPTION OF THE ALTERATION.

SHEET INFORMATION

Issued	Scale
10/18/23	AS NOTED

Project Status
BID DOCUMENTS

Drawn By	Checked By
MAY	JBT

Drawing Title
ROOF NEW WORK PLAN - AREA E

Drawing Number
CLE
E214

10/18/2023 3:09:52 PM <project location> REVIT PROJECT FILES ON BIM360

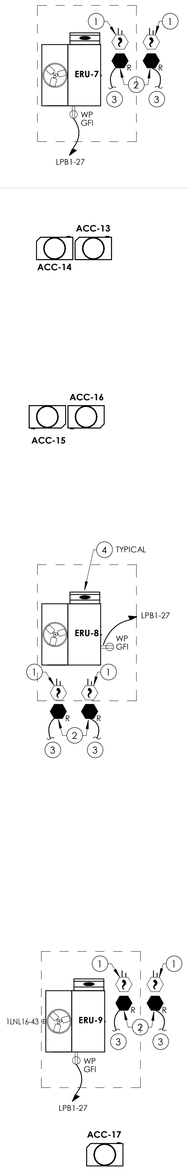

1 E215 **ROOF NEW WORK PLAN - AREA F**
1/8" = 1'-0"

GENERAL NOTES

A. FOR ALL 120V DEVICES SHOWN, WIRE WITH (2)#12, #12G IN 3/4"C AND CONNECT TO 20A/1P CIRCUIT BREAKER IN PANEL INDICATED TO CIRCUIT INDICATED ADJACENT TO DEVICE.

B. ALL CIRCUITS OVER 100' SHALL BE WIRED WITH #10 THHN.

KEY NOTES

1. PROVIDE DUCT SMOKE DETECTOR FOR RETURN AND SUPPLY LINES OF RTU'S. SHOWN HERE FOR CLARITY BUT ON FIRST FLOOR CEILING AREA. PROVIDE FAN SHUT DOWN RELAYS SO THAT UNIT WILL SHUT DOWN ALL FANS ASSOCIATED WITH UNIT ON ACTIVATION OF THE BUILDING FIRE ALARM PANEL.
2. PROVIDE FAN SHUT DOWN RELAYS AT HVAC EQUIPMENT CONTROLS. INTERCONNECT RELAYS TO BUILDING FIRE ALARM SYSTEM TO SHUT DOWN FAN MOTORS WHEN THE FIRE ALARM IS ACTIVATED.
3. PROVIDE ASSOCIATED REMOTE TEST SWITCHES IN CEILING SPACE BELOW.
4. ALL MECHANICAL EQUIPMENT POWER REQUIREMENTS ARE NOTED ON DRAWINGS E901, E902, AND E903. LABEL INDICATES EQUIPMENT TAG. REFER TO RESPECTIVE TAG ON DRAWINGS NOTED.

KEY PLAN:

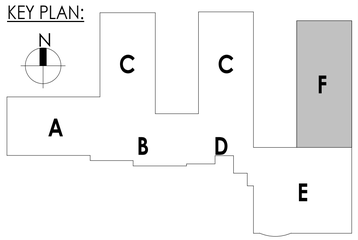

CPL | Architecture Engineering Planning
50 Front Street Suite 202,
Newburgh, NY 12550
CPLteam.com

SOUTH ORANGETOWN Central School District
Capital Improvements Bond
Essential Infrastructure for Student Health, Safety and Success

PROJECT INFORMATION

Project Number
14457.20

Client Name
SOUTH ORANGETOWN CENTRAL SCHOOL DISTRICT

Project Name
PHASE 1: 2022 BOND

District Office Address
160 VAN WYCK RD.
BLAUVELT, NY 10913

SOUTH ORANGETOWN CSD
- ☐ WILLIAM O. SCHAEFER SED#:50-03-01-06-0-012-019
- ■ COTTAGE LANE ELEMENTARY SED#:50-03-01-06-0-010-022
- ☐ TAPPAN ZEE HIGH SCHOOL SED#:50-03-01-06-0-006-032
- ☐ WILLIAM O. SCHAEFER S&L SED#: 50-03-01-06-0-012-020
- ☐ COTTAGE LANE S&L SED#: 50-03-01-06-0-010-023
- ☐ COTTAGE LANE LIBRARY S&L SED#.: 50-03-01-06-8-023-002
- ☐ WOS OUTDOOR CLASSROOM SED#: 50-03-01-06-7-053-001
- ☐ SOMS OUTDOOR CLASSROOM SED#: 50-03-01-06-7-056-001
- ☐ CLE OUTDOOR CLASSROOM SED#: 50-03-01-06-7-054-001
- ☐ TZHS OUTDOOR CLASSROOM SED#: 50-03-01-06-7-055-001

PROJECT ISSUE & REVISION SCHEDULE

vv	Date	Description

PROFESSIONAL STAMPS

NEW YORK STATE EDUCATION STATEMENT
IT IS A VIOLATION OF THE NEW YORK STATE EDUCATION LAW AND THE COMMISSIONER'S REGULATIONS FOR ANY PERSON, UNLESS ACTING UNDER THE DIRECTION OF A LICENSED ARCHITECT, ENGINEER OR LAND SURVEYOR, TO ALTER AN ITEM IN ANY WAY. IF AN ITEM BEARING THE SEAL OF AN ARCHITECT, ENGINEER OR SURVEYOR IS ALTERED, THE ALTERING PARTY SHALL AFFIX TO THE ITEM THEIR SEAL AND THE NOTATION "ALTERED BY" FOLLOWED BY THEIR SIGNATURE AND THE DATE OF SUCH ALTERATION, AND A SPECIFIC DESCRIPTION OF THE ALTERATION.

SHEET INFORMATION

Issued	Scale
10/18/23	AS NOTED

Project Status
BID DOCUMENTS

Drawn By	Checked By
MAY	JBT

Drawing Title
ROOF NEW WORK PLAN - AREA F

Drawing Number
CLE
E215

10/18/2023 3:09:54 PM <project location> REVIT PROJECT FILES ON BIM360

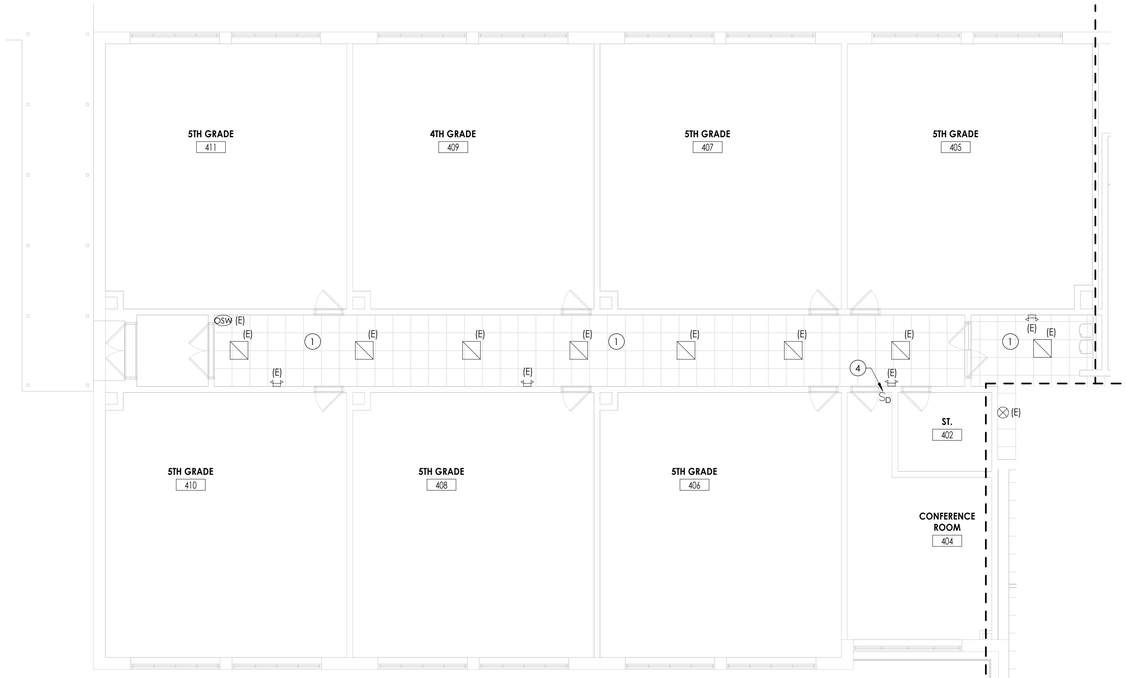

1 / E300 **FIRST FLOOR LIGHTING PLAN - AREA A**
1/8" = 1'-0"

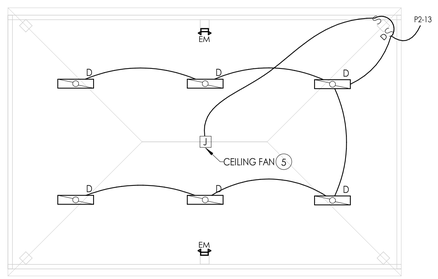

2 / E300 **FIRST FLOOR LIGHTING PLAN - AREA A - EXTERIOR CLASSROOM**
1/8" = 1'-0"

GENERAL NOTES

A. FIXTURE TYPE MARK IS INDICATED ADJACENT TO NEW LIGHT FIXTURES. REFER TO LUMINAIRE SCHEDULE ON DRAWING WOS-E900 FOR FIXTURE DESCRIPTIONS AND NOTES.

B. INSTALL LOW-VOLTAGE SENSORS AS SHOWN. PROVIDE ALL LOW-VOLTAGE WIRING BETWEEN SENSORS, SWITCHES, CONTROLLERS, AND LUMINAIRES.

C. PROVIDE ANY ADDITIONAL POWER SUPPLIES OR OTHER MISCELLANEOUS COMPONENTS REQUIRED FOR A COMPLETE OPERATIONAL LIGHTING SYSTEM TO MEET INTENT OF LIGHTING SEQUENCE OF OPERATION AS SHOWN.

D. ALL FIXTURES INDICATED WITH "EM" DESIGNATION SHALL HAVE EMERGENCY BATTERY BACKUP.

E. ALL FIXTURES INDICATED WITH "NL" DESIGNATION SHALL BE NIGHT LIGHTING AND SHALL BE WIRED TO THE UNSWITCHED HOT-LEG OF THE LOCAL CIRCUIT.

F. REFER TO DRAWING E200 FOR CONDUIT/WIRE TO OUTDOOR CLASSROOM.

KEY NOTES

1. EXISTING LIGHT FIXTURES AND CEILING MOUNTED DEVICES TO BE RE-INSTALLED BACK IN CEILING AS NECCESSARY TO ACCOMMODATE ANY CEILING REMOVAL/REPLACEMENTS. CONNECT ALL FIXTURES AND DEVICES TO EXISTING TAGGED WIRING.
2. CONNECT NEW LIGHT FIXTURES TO EXISTING TAGGED CIRCUIT HOMERUN TO PANELBOARD. REWORK/EXTEND WIRING AS NECESSARY TO ACCOMMODATE FIXTURES.
3. NEW FIXTURES WITHIN ROOM TO BE WIRED TOGETHER USING (2) #12. (1) #12 GND.
4. PROVIDE LOW VOLTAGE 4-BUTTON DIMMING SWITCH WITH ON/OFF AND RAISE/LOWER BUTTONS, UNLESS OTHERWISE NOTED.
5. PROVIDE BIG ASS FAN MODEL ESSENCE (OR EQUAL) IN 8 FOOT DIAMETER AT LOCATION INDICATED. PROVIDE WITH MOUNTING KITS TO MOUNT TO STRUCTURE. PROVIDE WITH WIRED WALL CONTROLLER AT LOCATION INDICATED BY SWITCH. CONNECT TO CIRCUIT INDICATED. FIELD PAINT CONDUITS TO MATCH STRUCTURE.

KEY PLAN:

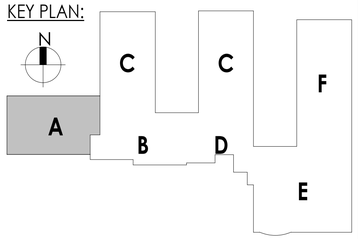

CPL | Architecture Engineering Planning
50 Front Street Suite 202,
Newburgh, NY 12550
CPLteam.com

SOUTH ORANGETOWN Central School District
Capital Improvements Bond
Essential Infrastructure for Student Health, Safety and Success

PROJECT INFORMATION

Project Number
14457.20

Client Name
SOUTH ORANGETOWN CENTRAL SCHOOL DISTRICT

Project Name
PHASE 1: 2022 BOND

District Office Address
160 VAN WYCK RD.
BLAUVELT, NY 10913

SOUTH ORANGETOWN CSD
- ☐ WILLIAM O. SCHAEFER SED#:50-03-01-06-0-012-019
- ■ COTTAGE LANE ELEMENTARY SED#:50-03-01-06-0-010-022
- ☐ TAPPAN ZEE HIGH SCHOOL SED#:50-03-01-06-0-006-032
- ☐ WILLIAM O. SCHAEFER S&L SED#: 50-03-01-06-0-012-020
- ☐ COTTAGE LANE S&L SED#: 50-03-01-06-0-010-023
- ☐ COTTAGE LANE LIBRARY S&L SED#: 50-03-01-06-8-023-002
- ☐ WOS OUTDOOR CLASSROOM SED#: 50-03-01-06-7-053-001
- ☐ SOMS OUTDOOR CLASSROOM SED#: 50-03-01-06-7-056-001
- ☐ CLE OUTDOOR CLASSROOM SED#: 50-03-01-06-7-054-001
- ☐ TZHS OUTDOOR CLASSROOM SED#: 50-03-01-06-7-055-001

PROJECT ISSUE & REVISION SCHEDULE

vv	Date	Description

PROFESSIONAL STAMPS

NEW YORK STATE EDUCATION STATEMENT
IT IS A VIOLATION OF THE NEW YORK STATE EDUCATION LAW AND THE COMMISSIONER'S REGULATIONS FOR ANY PERSON, UNLESS ACTING UNDER THE DIRECTION OF A LICENSED PROFESSIONAL ENGINEER OR ARCHITECT, TO ALTER IN ANY WAY AN ITEM BEARING THE SEAL OF AN ARCHITECT, ENGINEER OR SURVEYOR IS ALTERED. THE ALTERING PARTY SHALL AFFIX TO THE ITEM THEIR SEAL AND THE NOTATION "ALTERED BY" FOLLOWED BY THEIR SIGNATURE AND THE DATE OF SUCH ALTERATION, AND A SPECIFIC DESCRIPTION OF THE ALTERATION.

SHEET INFORMATION

Issued	Scale
10/18/23	1/8" = 1'-0"

Project Status
BID DOCUMENTS

Drawn By	Checked By
MAY	JBT

Drawing Title
FIRST FLOOR LIGHTING PLAN - AREA A

Drawing Number
CLE
E300

10/18/2023 3:09:58 PM <project location> REVIT PROJECT FILES ON BIM360

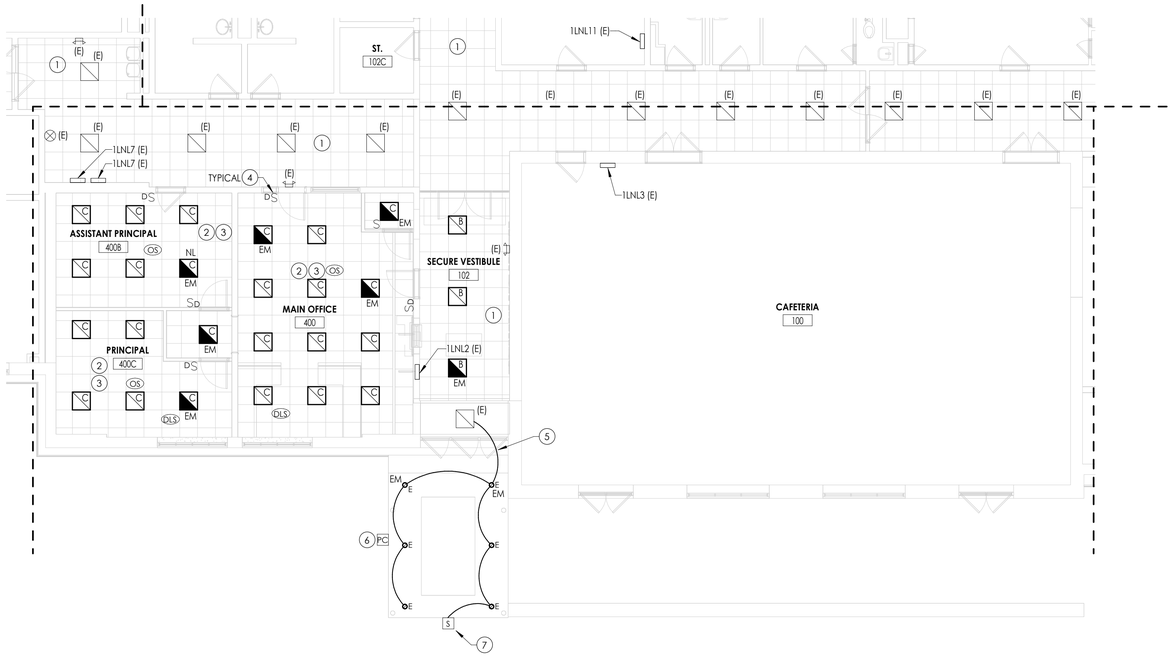

1
E301

FIRST FLOOR LIGHTING PLAN - AREA B

1/8" = 1'-0"

GENERAL NOTES

A. FIXTURE TYPE MARK IS INDICATED ADJACENT TO NEW LIGHT FIXTURES. REFER TO LUMINAIRE SCHEDULE ON DRAWING WOS-E900 FOR FIXTURE DESCRIPTIONS AND NOTES.

B. INSTALL LOW-VOLTAGE SENSORS AS SHOWN. PROVIDE ALL LOW-VOLTAGE WIRING BETWEEN SENSORS, SWITCHES, CONTROLLERS, AND LUMINAIRES.

C. PROVIDE ANY ADDITIONAL POWER SUPPLIES OR OTHER MISCELLANEOUS COMPONENTS REQUIRED FOR A COMPLETE OPERATIONAL LIGHTING SYSTEM TO MEET INTENT OF LIGHTING SEQUENCE OF OPERATION AS SHOWN.

D. ALL FIXTURES INDICATED WITH "EM" DESIGNATION SHALL HAVE EMERGENCY BATTERY BACKUP.

E. ALL FIXTURES INDICATED WITH "NL" DESIGNATION SHALL BE NIGHT LIGHTING AND SHALL BE WIRED TO THE UNSWITCHED HOT-LEG OF THE LOCAL CIRCUIT.

KEY NOTES

1. EXISTING LIGHT FIXTURES AND CEILING MOUNTED DEVICES TO BE RE-INSTALLED BACK IN CEILING AS NECCESSARY TO ACCOMMODATE ANY CEILING REMOVAL/REPLACEMENTS. CONNECT ALL FIXTURES AND DEVICES TO EXISTING TAGGED WIRING.
2. CONNECT NEW LIGHT FIXTURES TO EXISTING TAGGED HOMERUN TO PANELBOARD. REWORK/EXTEND WIRING AS NECESSARY TO ACCOMMODATE FIXTURES.
3. NEW FIXTURES WITHIN ROOM TO BE WIRED TOGETHER USING (2) #12, (1) #12 GND.
4. PROVIDE LOW VOLTAGE 4-BUTTON DIMMING SWITCH WITH ON/OFF AND RAISE/LOWER BUTTONS, UNLESS OTHERWISE NOTED.
5. CONNECT NEW LIGHT FIXTURES AND BACKLIT SIGNAGE IN CANOPY TO INTERIOR CORRIDOR LIGHTING CIRCUIT. WIRE FIXTURES WITH (2) #12, (1) # 12GND IN 3/4" CONDUIT.
6. PROVIDE PHOTOCELL AT 12' A.F.G. ON CANOPY AT LOCATION INDICATED FOR CONTROL OF CANOPY LIGHTING AND BACKLIT SIGNAGE.
7. INDICATES CONNECTION TO BACKLIT SIGNAGE. CONNECT BACKLIT SIGNAGE TO INTERIOR LIGHTING CIRCUIT, AND TO PHOTOCELL FOR CONTROL OF SIGNAGE.

KEY PLAN:

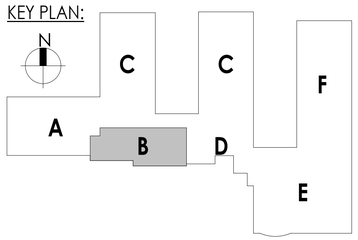

CPL | Architecture Engineering Planning
50 Front Street Suite 202,
Newburgh, NY 12550
CPLteam.com

SOUTH ORANGETOWN Central School District
Capital Improvements Bond
Essential Infrastructure for Student Health, Safety and Success

PROJECT INFORMATION

Project Number
14457.20

Client Name
SOUTH ORANGETOWN CENTRAL SCHOOL DISTRICT

Project Name
PHASE 1: 2022 BOND

District Office Address
160 VAN WYCK RD.
BLAUVELT, NY 10913

SOUTH ORANGETOWN CSD
- ☐ WILLIAM O. SCHAEFER SED#:50-03-01-06-0-012-019
- ■ COTTAGE LANE ELEMENTARY SED#:50-03-01-06-0-010-022
- ☐ TAPPAN ZEE HIGH SCHOOL SED#:50-03-01-06-0-006-032
- ☐ WILLIAM O. SCHAEFER S&L SED#: 50-03-01-06-0-012-020
- ☐ COTTAGE LANE S&L SED#: 50-03-01-06-0-010-023
- ☐ COTTAGE LANE LIBRARY S&L SED#: 50-03-01-06-8-023-002
- ☐ WOS OUTDOOR CLASSROOM SED#: 50-03-01-06-7-053-001
- ☐ SOMS OUTDOOR CLASSROOM SED#: 50-03-01-06-7-056-001
- ☐ CLE OUTDOOR CLASSROOM SED#: 50-03-01-06-7-054-001
- ☐ TZHS OUTDOOR CLASSROOM SED#: 50-03-01-06-7-055-001

PROJECT ISSUE & REVISION SCHEDULE

vv	Date	Description

PROFESSIONAL STAMPS

NEW YORK STATE EDUCATION STATEMENT

IT IS A VIOLATION OF THE NEW YORK STATE EDUCATION LAW AND THE COMMISSIONER'S REGULATIONS FOR ANY PERSON, UNLESS ACTING UNDER THE DIRECTION OF A LICENSED ARCHITECT, ENGINEER OR LAND SURVEYOR, TO ALTER AN ITEM IN ANY WAY. IF AN ITEM BEARING THE SEAL OF AN ARCHITECT, ENGINEER OR SURVEYOR IS ALTERED, THE ALTERING PARTY SHALL AFFIX TO THE ITEM THEIR SEAL AND THE NOTATION "ALTERED BY" FOLLOWED BY THEIR SIGNATURE AND THE DATE OF SUCH ALTERATION, AND A SPECIFIC DESCRIPTION OF THE ALTERATION.

SHEET INFORMATION

Issued	Scale
10/18/23	AS NOTED

Project Status
BID DOCUMENTS

Drawn By	Checked By
MAY	JBT

Drawing Title
FIRST FLOOR LIGHTING PLAN - AREA B

Drawing Number
CLE
E301

10/18/2023 3:10:01 PM <project location> REVIT PROJECT FILES ON BIM360

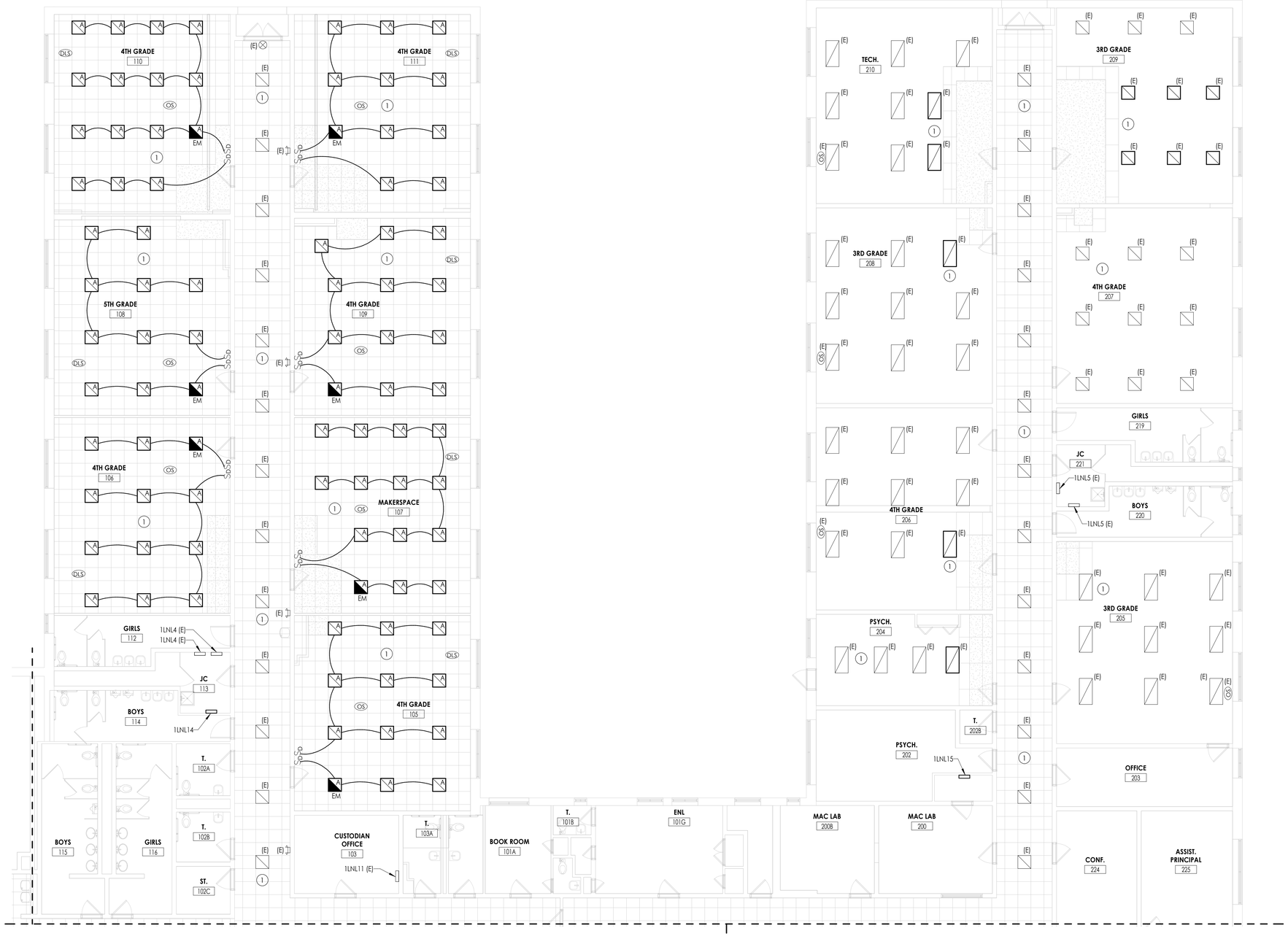

1 E302 **FIRST FLOOR LIGHTING PLAN - AREA C**

1/8" = 1'-0"

GENERAL NOTES

A. FIXTURE TYPE MARK IS INDICATED ADJACENT TO NEW LIGHT FIXTURES. REFER TO LUMINAIRE SCHEDULE ON DRAWING WOS-E900 FOR FIXTURE DESCRIPTIONS AND NOTES.

B. INSTALL LOW-VOLTAGE SENSORS AS SHOWN. PROVIDE ALL LOW-VOLTAGE WIRING BETWEEN SENSORS, SWITCHES, CONTROLLERS, AND LUMINAIRES.

C. PROVIDE ANY ADDITIONAL POWER SUPPLIES OR OTHER MISCELLANEOUS COMPONENTS REQUIRED FOR A COMPLETE OPERATIONAL LIGHTING SYSTEM TO MEET INTENT OF LIGHTING SEQUENCE OF OPERATION AS SHOWN.

D. ALL FIXTURES INDICATED WITH "EM" DESIGNATION SHALL HAVE EMERGENCY BATTERY BACKUP.

E. ALL FIXTURES INDICATED WITH "NL" DESIGNATION SHALL BE NIGHT LIGHTING AND SHALL BE WIRED TO THE UNSWITCHED HOT-LEG OF THE LOCAL CIRCUIT.

KEY NOTES

1. EXISTING LIGHT FIXTURES AND CEILING MOUNTED DEVICES TO BE RE-INSTALLED BACK IN CEILING AS NECCESSARY TO ACCOMMODATE ANY CEILING REMOVAL/REPLACEMENTS. CONNECT ALL FIXTURES AND DEVICES TO EXISTING TAGGED WIRING.

2. PROVIDE LOW VOLTAGE 4-BUTTON DIMMING SWITCH WITH ON/OFF AND RAISE/LOWER BUTTONS, UNLESS OTHERWISE NOTED.

KEY PLAN:

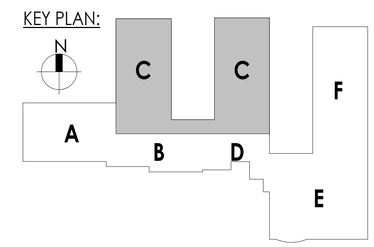

CPL | Architecture Engineering Planning
50 Front Street Suite 202,
Newburgh, NY 12550
CPLteam.com

SOUTH ORANGETOWN Central School District
Capital Improvements Bond
Essential Infrastructure for Student Health, Safety and Success

PROJECT INFORMATION

Project Number
14457.20

Client Name
SOUTH ORANGETOWN CENTRAL SCHOOL DISTRICT

Project Name
PHASE 1: 2022 BOND

District Office Address
160 VAN WYCK RD.
BLAUVELT, NY 10913

SOUTH ORANGETOWN CSD
- ☐ WILLIAM O. SCHAEFER SED#:50-03-01-06-0-012-019
- ■ COTTAGE LANE ELEMENTARY SED#:50-03-01-06-0-010-022
- ☐ TAPPAN ZEE HIGH SCHOOL SED#:50-03-01-06-0-006-032
- ☐ WILLIAM O. SCHAEFER S&L SED#: 50-03-01-06-0-012-020
- ☐ COTTAGE LANE S&L SED#: 50-03-01-06-0-010-023
- ☐ COTTAGE LANE LIBRARY S&L SED#: 50-03-01-06-8-023-002
- ☐ WOS OUTDOOR CLASSROOM SED#: 50-03-01-06-7-053-001
- ☐ SOMS OUTDOOR CLASSROOM SED#: 50-03-01-06-7-056-001
- ☐ CLE OUTDOOR CLASSROOM SED#: 50-03-01-06-7-054-001
- ☐ TZHS OUTDOOR CLASSROOM SED#: 50-03-01-06-7-055-001

PROJECT ISSUE & REVISION SCHEDULE

vv	Date	Description

PROFESSIONAL STAMPS

NEW YORK STATE EDUCATION STATEMENT
IT IS A VIOLATION OF THE NEW YORK STATE EDUCATION LAW AND THE COMMISSIONER'S REGULATIONS FOR ANY PERSON, UNLESS ACTING UNDER THE DIRECTION OF A LICENSED ARCHITECT, ENGINEER OR SURVEYOR, TO ALTER IN ANY WAY A DOCUMENT BEARING THE SEAL OF AN ARCHITECT, ENGINEER OR SURVEYOR IS ALTERED. THE ALTERING PARTY SHALL AFFIX TO THE ITEM THEIR SEAL AND THE NOTATION "ALTERED BY" FOLLOWED BY THEIR SIGNATURE AND THE DATE OF SUCH ALTERATION, AND A SPECIFIC DESCRIPTION OF THE ALTERATION.

SHEET INFORMATION

Issued	Scale
10/18/23	AS NOTED

Project Status
BID DOCUMENTS

Drawn By	Checked By
MAY	JBT

Drawing Title
FIRST FLOOR LIGHTING PLAN - AREA C

Drawing Number
CLE
E302

10/18/2023 3:10:05 PM <project location> REVIT PROJECT FILES ON BIM360

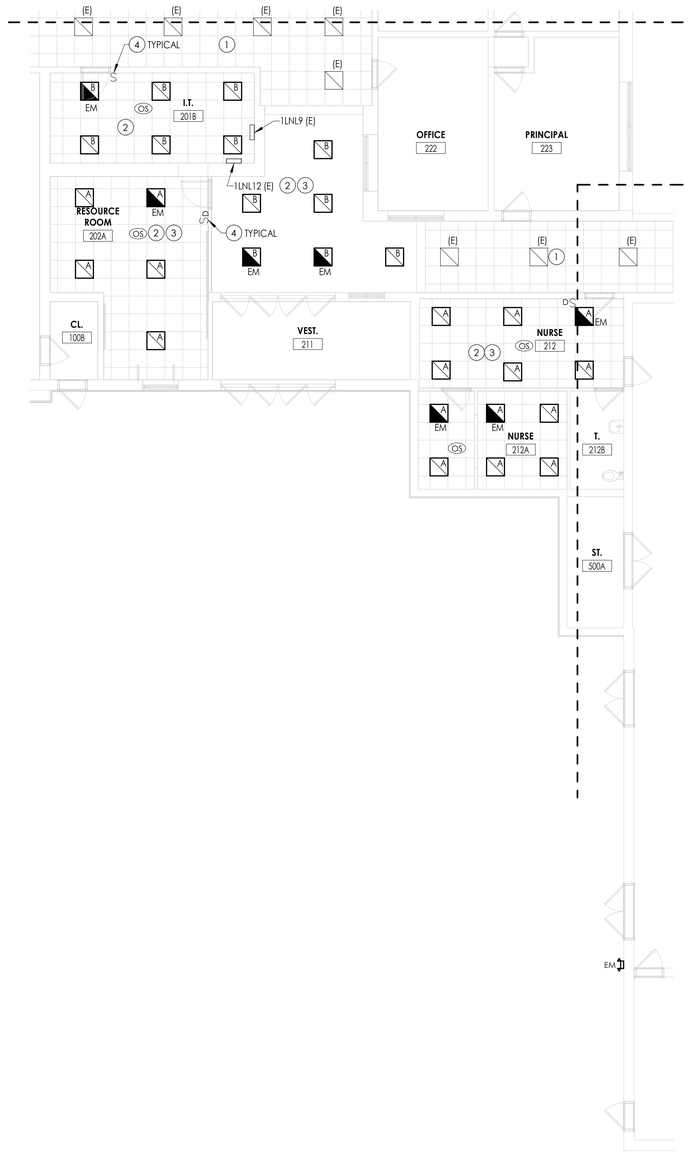

1 / E303 **FIRST FLOOR LIGHTING PLAN - AREA D**

1/8" = 1'-0"

GENERAL NOTES

A. FIXTURE TYPE MARK IS INDICATED ADJACENT TO NEW LIGHT FIXTURES. REFER TO LUMINAIRE SCHEDULE ON DRAWING WOS-E900 FOR FIXTURE DESCRIPTIONS AND NOTES.

B. INSTALL LOW-VOLTAGE SENSORS AS SHOWN. PROVIDE ALL LOW-VOLTAGE WIRING BETWEEN SENSORS, SWITCHES, CONTROLLERS, AND LUMINAIRES.

C. PROVIDE ANY ADDITIONAL POWER SUPPLIES OR OTHER MISCELLANEOUS COMPONENTS REQUIRED FOR A COMPLETE OPERATIONAL LIGHTING SYSTEM TO MEET INTENT OF LIGHTING SEQUENCE OF OPERATION AS SHOWN.

D. ALL FIXTURES INDICATED WITH "EM" DESIGNATION SHALL HAVE EMERGENCY BATTERY BACKUP.

E. ALL FIXTURES INDICATED WITH "NL" DESIGNATION SHALL BE NIGHT LIGHTING AND SHALL BE WIRED TO THE UNSWITCHED HOT-LEG OF THE LOCAL CIRCUIT.

KEY NOTES

1. EXISTING LIGHT FIXTURES AND CEILING MOUNTED DEVICES TO BE RE-INSTALLED BACK IN CEILING AS NECCESSARY TO ACCOMMODATE ANY CEILING REMOVAL/REPLACEMENTS. CONNECT ALL FIXTURES AND DEVICES TO EXISTING TAGGED WIRING.
2. CONNECT NEW LIGHT FIXTURES TO EXISTING TAGGED CIRCUIT HOMERUN TO PANELBOARD. REWORK/EXTEND WIRING AS NECESSARY TO ACCOMMODATE FIXTURES.
3. NEW FIXTURES WITHIN ROOM TO BE WIRED TOGETHER USING (2) #12, (1) #12 GND.
4. PROVIDE LOW VOLTAGE 4-BUTTON DIMMING SWITCH WITH ON/OFF AND RAISE/LOWER BUTTONS, UNLESS OTHERWISE NOTED.

KEY PLAN:

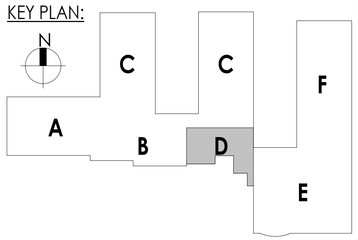

CPL | Architecture Engineering Planning
50 Front Street Suite 202,
Newburgh, NY 12550
CPLteam.com

SOUTH ORANGETOWN Central School District
Capital Improvements Bond
Essential Infrastructure for Student Health, Safety and Success

PROJECT INFORMATION

Project Number
14457.20

Client Name
SOUTH ORANGETOWN CENTRAL SCHOOL DISTRICT

Project Name
PHASE 1: 2022 BOND

District Office Address
160 VAN WYCK RD.
BLAUVELT, NY 10913

SOUTH ORANGETOWN CSD
- ☐ WILLIAM O. SCHAEFER SED#:50-03-01-06-0-012-019
- ■ COTTAGE LANE ELEMENTARY SED#:50-03-01-06-0-010-022
- ☐ TAPPAN ZEE HIGH SCHOOL SED#:50-03-01-06-0-006-032
- ☐ WILLIAM O. SCHAEFER S&L SED#: 50-03-01-06-0-012-020
- ☐ COTTAGE LANE S&L SED#: 50-03-01-06-0-010-023
- ☐ COTTAGE LANE LIBRARY S&L SED#: 50-03-01-06-8-023-002
- ☐ WOS OUTDOOR CLASSROOM SED#: 50-03-01-06-7-053-001
- ☐ SOMS OUTDOOR CLASSROOM SED#: 50-03-01-06-7-056-001
- ☐ CLE OUTDOOR CLASSROOM SED#: 50-03-01-06-7-054-001
- ☐ TZHS OUTDOOR CLASSROOM SED#: 50-03-01-06-7-055-001

PROJECT ISSUE & REVISION SCHEDULE

vv	Date	Description

PROFESSIONAL STAMPS

NEW YORK STATE EDUCATION STATEMENT

IT IS A VIOLATION OF THE NEW YORK STATE EDUCATION LAW AND THE COMMISSIONER'S REGULATIONS FOR ANY PERSON, UNLESS ACTING UNDER THE DIRECTION OF A LICENSED ARCHITECT, ENGINEER OR LAND SURVEYOR, TO ALTER AN ITEM IN ANY WAY. IF AN ITEM BEARING THE SEAL OF AN ARCHITECT, ENGINEER OR SURVEYOR IS ALTERED, THE ALTERING PARTY SHALL AFFIX TO THE ITEM THEIR SEAL AND THE NOTATION "ALTERED BY" FOLLOWED BY THEIR SIGNATURE AND THE DATE OF SUCH ALTERATION, AND A SPECIFIC DESCRIPTION OF THE ALTERATION.

SHEET INFORMATION

Issued	Scale
10/18/23	AS NOTED

Project Status
BID DOCUMENTS

Drawn By	Checked By
MAY	JBT

Drawing Title
FIRST FLOOR LIGHTING PLAN - AREA D

Drawing Number
CLE
E303

10/18/2023 3:10:07 PM <project location> REVIT PROJECT FILES ON BIM360

1 / E304 **FIRST FLOOR LIGHTING PLAN - AREA E**

1/8" = 1'-0"

GENERAL NOTES

A. FIXTURE TYPE MARK IS INDICATED ADJACENT TO NEW LIGHT FIXTURES. REFER TO LUMINAIRE SCHEDULE ON DRAWING WOS-E900 FOR FIXTURE DESCRIPTIONS AND NOTES.

B. INSTALL LOW-VOLTAGE SENSORS AS SHOWN. PROVIDE ALL LOW-VOLTAGE WIRING BETWEEN SENSORS, SWITCHES, CONTROLLERS, AND LUMINAIRES.

C. PROVIDE ANY ADDITIONAL POWER SUPPLIES OR OTHER MISCELLANEOUS COMPONENTS REQUIRED FOR A COMPLETE OPERATIONAL LIGHTING SYSTEM TO MEET INTENT OF LIGHTING SEQUENCE OF OPERATION AS SHOWN.

D. ALL FIXTURES INDICATED WITH "EM" DESIGNATION SHALL HAVE EMERGENCY BATTERY BACKUP.

E. ALL FIXTURES INDICATED WITH "NL" DESIGNATION SHALL BE NIGHT LIGHTING AND SHALL BE WIRED TO THE UNSWITCHED HOT-LEG OF THE LOCAL CIRCUIT.

KEY NOTES

1. EXISTING LIGHT FIXTURES AND CEILING MOUNTED DEVICES TO BE RE-INSTALLED BACK IN CEILING AS NECCESSARY TO ACCOMMODATE ANY CEILING REMOVAL/REPLACEMENTS. CONNECT ALL FIXTURES AND DEVICES TO EXISTING TAGGED WIRING.
2. CONNECT NEW LIGHT FIXTURES TO EXISTING TAGGED CIRCUIT HOMERUN TO PANELBOARD. REWORK/EXTEND WIRING AS NECESSARY TO ACCOMMODATE FIXTURES.
3. NEW FIXTURES WITHIN ROOM TO BE WIRED TOGETHER USING (2) #12, (1) #12 GND.
4. PROVIDE LOW VOLTAGE 4-BUTTON DIMMING SWITCH WITH ON/OFF AND RAISE/LOWER BUTTONS, UNLESS OTHERWISE NOTED.
5. CONNECT NEW LIGHT FIXTURES TO EXISTING TAGGED CIRCUITRY. PROVIDE NEW LOW VOLTAGE WIRING FROM NEW SWITCHING TO NEW LIGHT FIXTURES.

KEY PLAN:

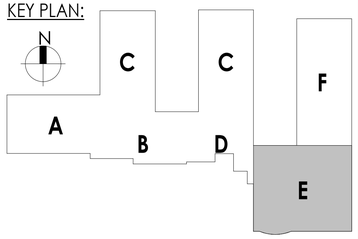

CPL | Architecture Engineering Planning
50 Front Street Suite 202,
Newburgh, NY 12550
CPLteam.com

SOUTH ORANGETOWN Central School District
Capital Improvements Bond
Essential Infrastructure for Student Health, Safety and Success

PROJECT INFORMATION

Project Number
14457.20

Client Name
SOUTH ORANGETOWN CENTRAL SCHOOL DISTRICT

Project Name
PHASE 1: 2022 BOND

District Office Address
160 VAN WYCK RD.
BLAUVELT, NY 10913

SOUTH ORANGETOWN CSD
- ☐ WILLIAM O. SCHAEFER SED#:50-03-01-06-0-012-019
- ■ COTTAGE LANE ELEMENTARY SED#:50-03-01-06-0-010-022
- ☐ TAPPAN ZEE HIGH SCHOOL SED#:50-03-01-06-0-006-032
- ☐ WILLIAM O. SCHAEFER S&L SED#: 50-03-01-06-0-012-020
- ☐ COTTAGE LANE S&L SED#: 50-03-01-06-0-010-023
- ☐ COTTAGE LANE LIBRARY S&L SED#: 50-03-01-06-8-023-002
- ☐ WOS OUTDOOR CLASSROOM SED#: 50-03-01-06-7-053-001
- ☐ SOMS OUTDOOR CLASSROOM SED#: 50-03-01-06-7-056-001
- ☐ CLE OUTDOOR CLASSROOM SED#: 50-03-01-06-7-054-001
- ☐ TDHS OUTDOOR CLASSROOM SED#: 50-03-01-06-7-055-001

PROJECT ISSUE & REVISION SCHEDULE

vv	Date	Description

PROFESSIONAL STAMPS

NEW YORK STATE EDUCATION STATEMENT

IT IS A VIOLATION OF THE NEW YORK STATE EDUCATION LAW AND THE COMMISSIONER'S REGULATIONS FOR ANY PERSON, UNLESS ACTING UNDER THE DIRECTION OF A LICENSED ARCHITECT, ENGINEER OR LAND SURVEYOR, TO ALTER AN ITEM IN ANY WAY. IF AN ITEM BEARING THE SEAL OF AN ARCHITECT, ENGINEER OR LAND SURVEYOR IS ALTERED, THE ALTERING PARTY SHALL AFFIX TO THE ITEM THEIR SEAL AND THE NOTATION "ALTERED BY" FOLLOWED BY THEIR SIGNATURE AND THE DATE OF SUCH ALTERATION, AND A SPECIFIC DESCRIPTION OF THE ALTERATION.

SHEET INFORMATION

Issued	Scale
10/18/23	AS NOTED

Project Status
BID DOCUMENTS

Drawn By	Checked By
MAY	JBT

Drawing Title
FIRST FLOOR LIGHTING PLAN - AREA E

Drawing Number
CLE
E304

10/18/2023 3:10:10 PM <project location> REVIT PROJECT FILES ON BIM360



1 E305 **FIRST FLOOR LIGHTING PLAN - AREA F**

1/8" = 1'-0"

GENERAL NOTES

A. LIGHT FIXTURES SHOWN SHALL BE WIRED WITH (2) #12, (1) #12 GND IN 3/4" CONDUIT, WIRED TO PANEL AND CIRCUIT INDICATED. CIRCUITS EXCEEDING 100' SHALL BE WIRED WITH #10 CONDUCTORS.

B. ALL FIXTURES INDICATED WITH "EM" DESIGNATION SHALL HAVE EMERGENCY BATTERY BACKUP.

C. ALL FIXTURES INDICATED WITH "NL" DESIGNATION SHALL BE NIGHT LIGHTING AND SHALL BE WIRED TO THE UNSWITCHED HOT-LEG OF THE LOCAL CIRCUIT.

KEY NOTES

1. EXISTING LIGHT FIXTURES AND CEILING MOUNTED DEVICES TO BE RE-INSTALLED BACK IN CEILING AS NECCESSARY TO ACCOMMODATE ANY CEILING REMOVAL/REPLACEMENTS. CONNECT ALL FIXTURES AND DEVICES TO EXISTING TAGGED WIRING.

KEY PLAN:

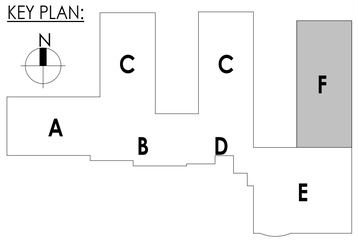

CPL | Architecture Engineering Planning
50 Front Street Suite 202,
Newburgh, NY 12550
CPLteam.com

SOUTH ORANGETOWN Central School District

Capital Improvements Bond

Essential Infrastructure for Student Health, Safety and Success

PROJECT INFORMATION

Project Number
14457.20

Client Name
SOUTH ORANGETOWN CENTRAL SCHOOL DISTRICT

Project Name
PHASE 1: 2022 BOND

District Office Address
160 VAN WYCK RD.
BLAUVELT, NY 10913

SOUTH ORANGETOWN CSD
- ☐ WILLIAM O. SCHAEFER SED#:50-03-01-06-0-012-019
- ■ COITTAGE LANE ELEMENTARY SED#:50-03-01-06-0-010-022
- ☐ TAPPAN ZEE HIGH SCHOOL SED#:50-03-01-06-0-006-032
- ☐ WILLIAM O. SCHAEFER S&L SED#: 50-03-01-06-0-012-020
- ☐ COITTAGE LANE S&L SED#: 50-03-01-06-0-010-023
- ☐ COITTAGE LANE LIBRARY S&L SED#: 50-03-01-06-8-023-002
- ☐ WOS OUTDOOR CLASSROOM SED#: 50-03-01-06-7-053-001
- ☐ SOMS OUTDOOR CLASSROOM SED#: 50-03-01-06-7-056-001
- ☐ CLE OUTDOOR CLASSROOM SED#: 50-03-01-06-7-054-001
- ☐ TZHS OUTDOOR CLASSROOM SED#: 50-03-01-06-7-055-001

PROJECT ISSUE & REVISION SCHEDULE

vv	Date	Description

PROFESSIONAL STAMPS

NEW YORK STATE EDUCATION STATEMENT

IT IS A VIOLATION OF THE NEW YORK STATE EDUCATION LAW AND THE COMMISSIONER'S REGULATIONS FOR ANY PERSON, UNLESS ACTING UNDER THE DIRECTION OF A LICENSED ARCHITECT, ENGINEER OR LAND SURVEYOR, TO ALTER IN ANY WAY, A DOCUMENT BEARING THE SEAL OF AN ARCHITECT, ENGINEER OR SURVEYOR IS ALTERED. THE ALTERING PARTY SHALL AFFIX TO THE ITEM THEIR SEAL AND THE NOTATION "ALTERED BY" FOLLOWED BY THEIR SIGNATURE AND THE DATE OF SUCH ALTERATION, AND A SPECIFIC DESCRIPTION OF THE ALTERATION.

SHEET INFORMATION

Issued	Scale
10/18/23	AS NOTED

Project Status
BID DOCUMENTS

Drawn By	Checked By
MAY	JBT

Drawing Title
FIRST FLOOR LIGHTING PLAN - AREA F

Drawing Number
CLE
E305

10/18/2023 3:10:13 P.M. <project location> REVIT PROJECT FILES ON BIM360

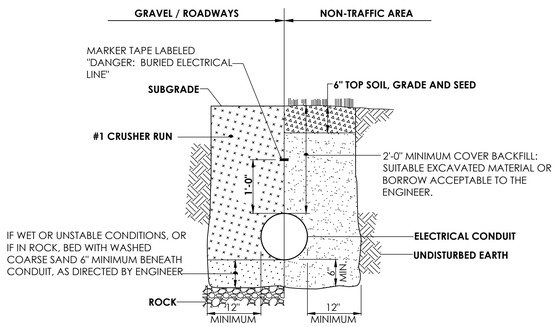

NOTES:

1) ALL MATERIAL PLACED IN GRAVEL/ROADWAY AREAS SHALL BE COMPACTED IN MAXIMUM 6" LIFTS.

2) THIS TRENCH DETAIL SHALL INCLUDE THE REQUIREMENTS COMMON TO MORE THAN ONE SECTION OF DIVISION 2 OF THE SPECIFICATIONS.

1 / E800 TYPICAL TRENCH DETAIL FOR CONDUIT

SCALE: NOT TO SCALE

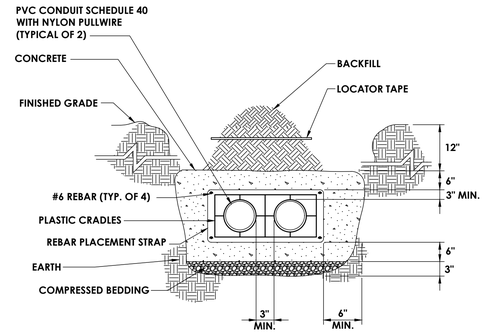

2 / E800 PRIMARY ELECTRIC DUCT BANK DETAIL

SCALE: NOT TO SCALE

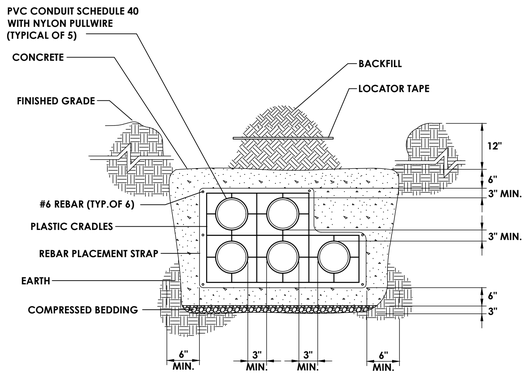

3 / E800 SECONDARY ELECTRIC DUCT BANK DETAIL

SCALE: NOT TO SCALE

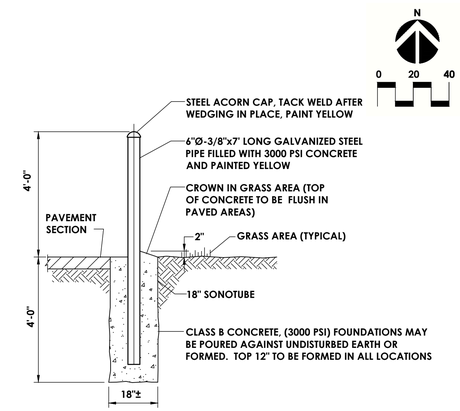

4 / E800 BOLLARD DETAIL

SCALE: NOT TO SCALE

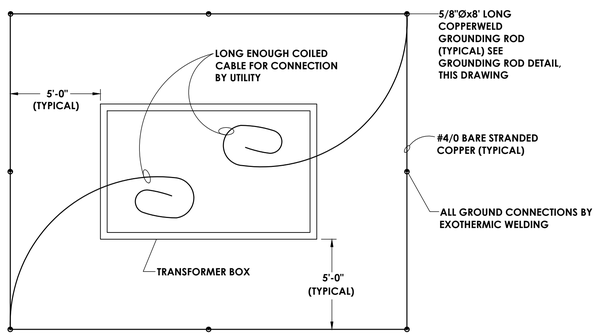

5 / E800 SERVICE TRANSFORMER GROUNDING DETAIL

SCALE: NOT TO SCALE

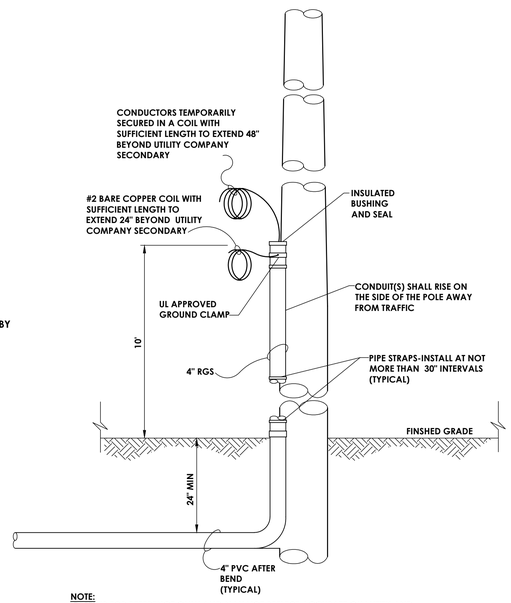

NOTE:
DETAIL IS FOR REFERENCE ONLY AND MAY NOT REFLECT ACCURATE QUANTITY AND SIZES OF RACEWAYS INDICATED ON DRAWINGS. CONDUIT POLE RISERS SHALL MEET ALL REQUIREMENTS OF ASSOCIATED UTILITY COMPANIES.

6 / E800 TYPICAL POLE UTILITY SERVICE DETAIL

SCALE: NOT TO SCALE

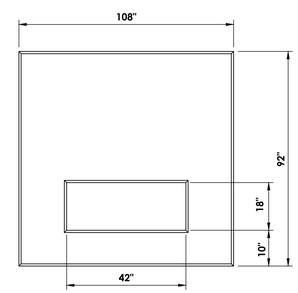

COVER

(LAKELAND PRECAST INC. #MC-101)

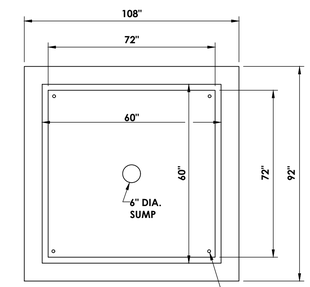

VAULT TOP VIEW

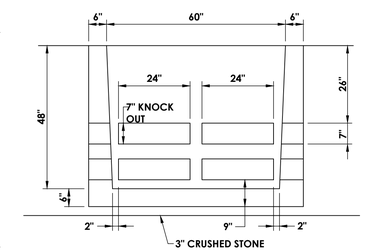

6'x6' VAULT ELEVATION

(LAKELAND PRECAST INC. #MC-100)

NOTES:

1) #4 REINFORCING BARS USED THROUGHOUT AT 6" EACH WAY.
2) 4000 PSI CONCRETE AT 28 DAYS.
3) COVER AND FLOOR TO BE TROWEL FINISHED.
4) 3/4" CHAMFER ALL EXPOSED EDGES, INCLUDING OPENING.
5) 4 KNOCK OUTS PER SIDE, ALL 4 SIDES.
6) (4) 1 TON, 1" SWIFT LIFTERS.
7) COORDINATE EXACT DIMENSIONS OF PAD WOTH ORANGE AND ROCKLAND.

7 / E800 TRANSFORMER PAD DETAIL

SCALE: NOT TO SCALE

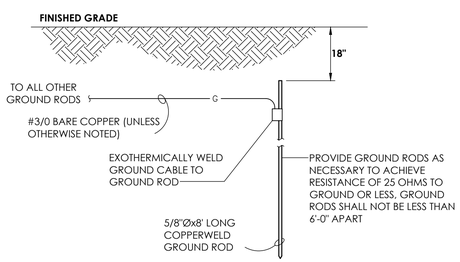

8 / E800 GROUND ROD DETAIL

SCALE: NOT TO SCALE

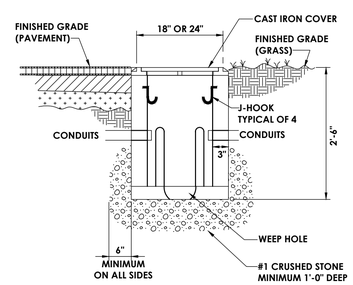

NOTE:

PROVIDE A MINIMUM OF 20' WIRE COILED UP IN EACH HANDHOLE.

10 / E800 HANDHOLE DETAIL

NOT TO SCALE

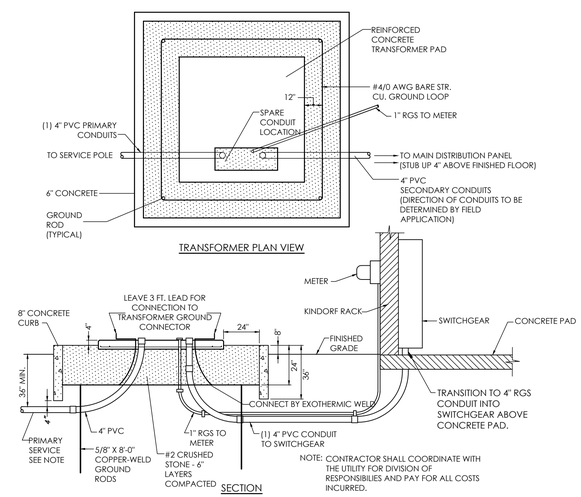

NOTE: CONTRACTOR SHALL COORDINATE WITH THE UTILITY FOR DIVISION OF RESPONSIBILIES AND PAY FOR ALL COSTS INCURRED.

9 / E800 TRANSFORMER CONDUIT LAYOUT

SCALE: NOT TO SCALE

CPL | Architecture Engineering Planning
30 Century Hill Drive, Suite 104
Latham, NY 12110
CPLteam.com

SOUTH ORANGETOWN Central School District
Capital Improvements Bond
Essential Infrastructure for Student Health, Safety and Success

PROJECT INFORMATION

Project Number
14457.20

Client Name
SOUTH ORANGETOWN CENTRAL SCHOOL DISTRICT

Project Name
PHASE 1: 2022 BOND

District Office Address
160 VAN WYCK RD.
BLAUVELT, NY 10913

SOUTH ORANGETOWN CSD

- ☐ WILLIAM O. SCHAEFER SED#: 50-03-01-06-0-012-019
- ■ COTTAGE LANE ELEMENTARY SED#: 50-03-01-06-0-010-022
- ☐ TAPPAN ZEE HIGH SCHOOL SED#: 50-03-01-06-0-006-032
- ☐ WILLIAM O. SCHAEFER S&L SED#: 50-03-01-06-0-012-020
- ☐ COTTAGE LANE S&L SED#: 50-03-01-06-0-010-023
- ☐ COTTAGE LANE LIBRARY S&L SED#: 50-03-01-06-8-023-002
- ☐ WOS OUTDOOR CLASSROOM SED#: 50-03-01-06-7-033-001
- ☐ SOMS OUTDOOR CLASSROOM SED#: 50-03-01-06-7-056-001
- ☐ CLE OUTDOOR CLASSROOM SED#: 50-03-01-06-7-054-001
- ☐ TONS OUTDOOR CLASSROOM SED#: 50-03-01-06-7-055-001

PROJECT ISSUE & REVISION SCHEDULE

No.	Date	Description

PROFESSIONAL STAMPS

NEW YORK STATE EDUCATION STATEMENT
IT IS A VIOLATION OF THE NEW YORK STATE EDUCATION LAW AND THE COMMISSIONER'S REGULATIONS FOR ANY PERSON, UNLESS ACTING UNDER THE DIRECTION OF A LICENSED ARCHITECT, ENGINEER OR LAND SURVEYOR, TO ALTER AN ITEM IN ANY WAY. IF AN ITEM BEARING THE SEAL OF AN ARCHITECT, ENGINEER OR SURVEYOR IS ALTERED, THE ALTERING ARCHITECT, ENGINEER OR SURVEYOR SHALL AND THE NOTATION ALTERED BY FOLLOWED BY THEIR SIGNATURE AND THE DATE OF SUCH ALTERATION, AND A SPECIFIC DESCRIPTION OF THE ALTERATION.

SHEET INFORMATION

Issued	Scale
10/18/23	AS NOTED

Project Status
BID DOCUMENTS

Drawn By	Checked By
MAY	JBT

Drawing Title
ELECTRICAL DETAILS

Drawing Number	Revision Number
CLE E800	

ELECTRICAL EQUIPMENT CONNECTION SCHEDULE

EQUIPMENT	LOCATION	HP/FLA	VOLTS	PHASE	AMPS	BREAKER SIZE	WIRE/CONDUIT SIZE	PANEL/CIRCUIT	REMARKS:
ERU-1	ROOF	78A	208	3	78A	100A/3P	3 #2, 1 #8 IN 1-1/2" C	1LNL14/1,3,5	1
ERU-2	ROOF	78A	208	3	78A	100A/3P	3 #2, 1 #8 IN 1-1/2" C	1LNL14/2,4,6	1
ERU-3	ROOF	78A	208	3	78A	100A/3P	3 #2, 1 #8 IN 1-1/2" C	1LNL14/26,28,30	1
ERU-4	ROOF	78A	208	3	78A	100A/3P	3 #2, 1 #8 IN 1-1/2" C	1LNL14/35,37,39	1
ERU-5	ROOF	78A	208	3	78A	100A/3P	3 #2, 1 #8 IN 1-1/2" C	1LNL15/1,3,5	1
ERU-6	ROOF	78A	208	3	78A	100A/3P	3 #2, 1 #8 IN 1-1/2" C	1LNL15/2,4,6	1
ERU-7	ROOF	78A	208	3	78A	100A/3P	3 #2, 1 #8 IN 1-1/2" C	1LNL16/26,28,30	1
ERU-8	ROOF	78A	208	3	78A	100A/3P	3 #2, 1 #8 IN 1-1/2" C	1LNL16/25,27,29	1
ERU-9	ROOF	10A	120	1	10A	20A/1P	2 #12, 1 #12 GND IN 3/4" C	1LNL16/43	1
ERU-10	ROOF	78A	208	3	78A	100A/3P	3 #2, 1 #8 GND IN 1-1/2" C	1LNL16/1,3,5	1
ERU-11	ROOF	78A	208	3	78A	100A/3P	3 #2, 1 #8 GND IN 1-1/2" C	1LNL16/2,4,6	1
ERU-12	ROOF	6A	208	1	6A	20A/2P	2 #12, 1 #12 GND IN 3/4" C	1LNL14/19,21	1
ERU-13	CORRIDOR	10A	208	1	10A	20A/2P	2 #12, 1 #12 GND IN 3/4" C	1LNL15/45,47	1
ERU-14	NURSE 212	10A	208	1	10A	20A/2P	2 #12, 1 #12 GND IN 3/4" C	1LNL15/40,42	1
ERU-15	ROOF	15A	208	1	15A	20A/2P	2 #12, 1 #12 GND IN 3/4" C	1LNL15/19,21	1
ERU-16	ROOF	15A	208	1	15A	20A/2P	2 #12, 1 #12 GND IN 3/4" C	1LNL15/29,31	1
RTU-1	ROOF	68A	208	3	68A	70A/3P	3 #4, 1 #10 GND IN 1-1/2" C	1LNL15/39,41,43	1
RTU-2	ROOF	68A	208	3	68A	70A/3P	3 #4, 1 #10 GND IN 1-1/2" C	1LNL16/20,22,24	1
RTU-3	ROOF	43A	208	3	43A	50A/3P	3 #6, 1 #10 GND IN 1" C	1LNL16/19,21,23	1
ACC-1	ROOF	50A	208	3	60A	60A/3P	3 #6, 1 #10 GND IN 1" C	1LNL14/7,9,11	1
ACC-2	ROOF	50A	208	3	60A	60A/3P	3 #6, 1 #10 GND IN 1" C	1LNL14/8,10,12	1
ACC-3	ROOF	50A	208	3	60A	60A/3P	3 #6, 1 #10 GND IN 1" C	1LNL14/13,15,17	1
ACC-4	ROOF	50A	208	3	60A	60A/3P	3 #6, 1 #10 GND IN 1" C	1LNL14/14,16,18	1
ACC-5	ROOF	50A	208	3	60A	60A/3P	3 #6, 1 #10 GND IN 1" C	1LNL14/32,34,36	1
ACC-6	ROOF	50A	208	3	60A	60A/3P	3 #6, 1 #10 GND IN 1" C	1LNL14/41,43,45	1
ACC-7	ROOF	50A	208	3	60A	60A/3P	3 #6, 1 #10 GND IN 1" C	1LNL14/38,40,42	1
ACC-8	ROOF	50A	208	3	60A	60A/3P	3 #6, 1 #10 GND IN 1" C	1LNL14/20,22,24	1
ACC-9	ROOF	50A	208	3	60A	60A/3P	3 #6, 1 #10 GND IN 1" C	1LNL15/7,9,11	1
ACC-10	ROOF	50A	208	3	60A	60A/3P	3 #6, 1 #10 GND IN 1" C	1LNL15/8,10,12	1
ACC-11	ROOF	50A	208	3	60A	60A/3P	3 #6, 1 #10 GND IN 1" C	1LNL15/14,16,18	1
ACC-12	ROOF	50A	208	3	60A	60A/3P	3 #6, 1 #10 GND IN 1" C	1LNL15/13,15,17	1
ACC-13	ROOF	50A	208	3	60A	60A/3P	3 #6, 1 #10 GND IN 1" C	1LNL16/32,34,36	1
ACC-14	ROOF	50A	208	3	60A	60A/3P	3 #6, 1 #10 GND IN 1" C	1LNL16/31,33,35	1
ACC-15	ROOF	50A	208	3	60A	60A/3P	3 #6, 1 #10 GND IN 1" C	1LNL16/38,40,42	1
ACC-16	ROOF	50A	208	3	60A	60A/3P	3 #6, 1 #10 GND IN 1" C	1LNL16/37,39,41	1
ACC-17	ROOF	50A	208	3	60A	60A/3P	3 #6, 1 #10 GND IN 1" C	1LNL16/44,46,48	1
ACC-18	ROOF	50A	208	3	60A	60A/3P	3 #6, 1 #10 GND IN 1" C	1LNL15/20,22,24	1
ACC-19	ROOF	50A	208	3	60A	60A/3P	3 #6, 1 #10 GND IN 1" C	1LNL16/7,9,11	1
ACC-20	ROOF	50A	208	3	60A	60A/3P	3 #6, 1 #10 GND IN 1" C	1LNL16/8,10,12	1
ACC-21	ROOF	50A	208	3	60A	60A/3P	3 #6, 1 #10 GND IN 1" C	1LNL16/13,15,17	1
ACC-22	ROOF	50A	208	3	60A	60A/3P	3 #6, 1 #10 GND IN 1" C	1LNL16/14,16,18	1
ACC-23	ROOF	50A	208	3	60A	60A/3P	3 #6, 1 #10 GND IN 1" C	1LNL14/23,25,27	1
ACC-24	ROOF	50A	208	3	60A	60A/3P	3 #6, 1 #10 GND IN 1" C	1LNL15/33,35,37	1
ACC-25	ROOF	50A	208	3	60A	60A/3P	3 #6, 1 #10 GND IN 1" C	1LNL15/23,25,27	1
ACC-26	EXTERIOR OUTSIDE CAFÉ	50A	208	3	60A	60A/3P	3 #6, 1 #10 GND IN 1" C	1LNL15/34,36,38	1
ACC-27	EXTERIOR OUTSIDE CAFÉ	50A	208	3	60A	60A/3P	3 #6, 1 #10 GND IN 1" C	1LNL15/28,30,32	1
FC-1	SECURE VESTIBULE 102	50A	120	1	15A	20A/1P	2 #12, 1 #12 GND IN 3/4" C	1LNL11/9	1,2
RBU-1	CORRIDOR	226W	208	1	1A	20A/2P	2 #12, 1 #12 GND IN 3/4" C	1LNL12/10,12	1,2
RBU-2	CORRIDOR	226W	208	1	1A		2 #12, 1 #12 GND IN 3/4" C		
RBU-3	CORRIDOR	226W	208	1	1A	20A/2P	2 #12, 1 #12 GND IN 3/4" C	1LNL12/13,15	1,2
RBU-4	CORRIDOR	226W	208	1	1A		2 #12, 1 #12 GND IN 3/4" C		
RBU-5	ENL 101G	110W	208	1	1A	20A/2P	2 #12, 1 #12 GND IN 3/4" C	1LNL12/14,16	1,2
RBU-6	MAC LAB 200	226W	208	1	1A		2 #12, 1 #12 GND IN 3/4" C		
RBU-7	CORRIDOR	226W	208	1	1A	20A/2P	2 #12, 1 #12 GND IN 3/4" C	1LNL13/13,15	1,2
RBU-8	CORRIDOR	226W	208	1	1A		2 #12, 1 #12 GND IN 3/4" C		
RBU-9	CORRIDOR	110W	208	1	1A		2 #12, 1 #12 GND IN 3/4" C		
RBU-10	CORRIDOR	110W	208	1	1A	20A/2P	2 #12, 1 #12 GND IN 3/4" C	1LNL12/24,26	1
RBU-11	CORRIDOR	226W	208	1	1A	20A/2P	2 #12, 1 #12 GND IN 3/4" C	1LNL13/12,14	1,2
RBU-12	CORRIDOR	110W	208	1	1A		2 #12, 1 #12 GND IN 3/4" C		
RBU-13	CORRIDOR	226W	208	1	1A	20A/2P	2 #12, 1 #12 GND IN 3/4" C	1LNL11/12,14	1,2
RBU-14	CORRIDOR	226W	208	1	1A		2 #12, 1 #12 GND IN 3/4" C		
RBU-15	MAIN OFFICE 400	226W	208	1	1A		2 #12, 1 #12 GND IN 3/4" C		
EC-1	MAIN OFFICE 400	13.5KW	208	3	65A	70A/3P	3 #4, 1 #10 GND IN 1-1/2" C	1LNL11/6,8,10	1,2
EC-2	RESOURCE	5.5KW	208	3	27A	30A/3P	3 #10, 1 #12 GND IN 3/4" C	1LNL12/17,19,21	1,2
EC-3	NURSE 212	3.5KW	208	3	17A	20A/3P	3 #12, 1 #12 GND IN 3/4" C	1LNL12/18,20,22	1,2
SSO-1	ROOF	50A	208	3	60A	60A/3P	3 #6, 1 #10 GND IN 1" C	1LNL14/29,31,33	1

1. ELECTRICAL CONTRACTOR IS RESPONSIBLE FOR THE MOUNTING, AND LINE/LOAD SIDE CONNECTIONS OF DISCONNECT AND/OR STARTER DEVICE ASSOCIATED WITH UNIT. MEANS OF DISCONNECT AND/OR STARTER ASSOCIATED WITH UNIT PROVIDE BY MECHANICAL CONTRACTOR. ELECTRICAL CONTRACTOR IS RESPONSIBLE FOR ALL FINAL CONNECTIONS TO EQUIPMENT.

2. REMOVE 1-POLE CIRCUIT BREAKERS IN SPACE INDICATED. PLACE 1-POLE CIRCUIT BREAKERS IN OPEN SPACES WITHIN PANEL.

PANEL: 1LNL14

LOCATION: JC 113
VOLTAGE:
FED FROM: MDP
MOUNTING: Surface
A.I.C. RATING:
MCB RATING: Type 1
MAIN BUS RATING: 800 A

...	BRKR		LOAD DESCRIPTION	A (VA)		B (VA)		C (VA)		LOAD DESCRIPTION	BRKR		...
1				9367	9367								2
3	100	3	ERU-1			9367	9367			ERU-2	3	100	4
5								9367	9367				6
7				7205	7205								8
9	60	3	ACC-1			7205	7205			ACC-2	3	60	10
11								7205	7205				12
13				7205	7205								14
15	60	3	ACC-3			7205	7205			ACC-4	3	60	16
17								7205	7205				18
19	20	2	ERU-12	624	7205								20
21						624	7205			ACC-8	3	60	22
23								7205	7205				24
25	60	3	ACC-23	7205	9367								26
27						7205	9367			ERU-3	3	100	28
29								7205	9367				30
31	60	3	SSO-1	7205	7205								32
33						7205	7205			ACC-5	3	60	34
35								7205	7205				36
37	100	3	ERU-4	7205	7205								38
39						7205	7205			ACC-7	3	60	40
41								7205	7205				42
43	60	3	ACC-6	7205	--					SPACE	1	--	44
45						7205	--			SPACE	1	--	46
47	--	1	SPACE					--	--	SPACE	1	--	48
49	--	1	SPACE	--	--					SPACE	1	--	50
51	--	1	SPACE			--	--			SPACE	1	--	52
53	--	1	SPACE					--	--	SPACE	1	--	54
			TOTAL LOAD	107979 VA		107979 VA		107355 VA					

Load Classification

Load	Connected VA	Demand Factor	Demand VA
Recept.			
Lighting			
HVAC			
Motors			
Refrig.			
Kitchen			
Misc.	323313 VA	75.00%	242485 VA

Panel Totals

Connected Load	323313 VA
Estimated Load	242485 VA
Connected Amps	897 A
Demand Amps	673 A

PANEL: 1LNL15

LOCATION: CL. 200A
VOLTAGE:
FED FROM: MDP
MOUNTING: Surface
A.I.C. RATING:
MCB RATING: Type 1
MAIN BUS RATING: 800 A

...	BRKR		LOAD DESCRIPTION	A (VA)		B (VA)		C (VA)		LOAD DESCRIPTION	BRKR		...
1				7205	7205								2
3	100	3	ERU-5			7205	7205			ERU-6	3	100	4
5								7205	7205				6
7				7205	7205								8
9	60	3	ACC-9			7205	7205			ACC-10	3	60	10
11								7205	7205				12
13				7205	7205								14
15	60	3	ACC-12			7205	7205			ACC-11	3	60	16
17								7205	7205				18
19	20	2	ERU-15	1560	7205								20
21						1560	7205			ACC-18	3	60	22
23								7205	7205				24
25	60	3	ACC-25	7205	--					SPACE	1	--	26
27						7205	7205						28
29	20	2	ERU-16					1560	7205	ACC-27	3	60	30
31				1560	7205								32
33						7205	7205						34
35	60	3	ACC-24					7205	7205	ACC-26	3	60	36
37				7205	7205								38
39						8166	1040			ERU-14	2	20	40
41	70	3	RTU-1					8166	1040				42
43				8166	--					SPACE	1	--	44
45	20	2	ERU-13			1040	--			SPACE	1	--	46
47								1040	--	SPACE	1	--	48
49	--	1	SPACE	--	--					SPACE	1	--	50
51	--	1	SPACE			--	--			SPACE	1	--	52
53	--	1	SPACE					--	--	SPACE	1	--	54
			TOTAL LOAD	90542 VA		91062 VA		91062 VA					

Load Classification

Load	Connected VA	Demand Factor	Demand VA
Recept.			
Lighting			
HVAC			
Motors			
Refrig.			
Kitchen			
Misc.	272665 VA	75.00%	204499 VA

Panel Totals

Connected Load	272665 VA
Estimated Load	204499 VA
Connected Amps	757 A
Demand Amps	568 A

CPL | Architecture Engineering Planning
50 Front Street Suite 202,
Newburgh, NY 12550
CPLteam.com

SOUTH ORANGETOWN Central School District
Capital Improvements Bond
Essential Infrastructure for Student Health, Safety and Success

PROJECT INFORMATION

Project Number
14457.20

Client Name
SOUTH ORANGETOWN CENTRAL SCHOOL DISTRICT

Project Name
PHASE 1: 2022 BOND

District Office Address
160 VAN WYCK RD.
BLAUVELT, NY 10913

SOUTH ORANGETOWN CSD
- ☐ WILLIAM O. SCHAEFER SED#:50-03-01-06-0-012-019
- ■ COTTAGE LANE ELEMENTARY SED#:50-03-01-06-0-010-022
- ☐ TAPPAN ZEE HIGH SCHOOL SED#:50-03-01-06-0-006-032
- ☐ WILLIAM O. SCHAEFER S&L SED#: 50-03-01-06-0-012-020
- ☐ COTTAGE LANE S&L SED#: 50-03-01-06-0-010-023
- ☐ COTTAGE LANE LIBRARY S&L SED#:: 50-03-01-06-8-023-002
- ☐ WOS OUTDOOR CLASSROOM SED#: 50-03-01-06-7-053-001
- ☐ SOMS OUTDOOR CLASSROOM SED#: 50-03-01-06-7-056-001
- ☐ CLE OUTDOOR CLASSROOM SED#: 50-03-01-06-7-054-001
- ☐ TZHS OUTDOOR CLASSROOM SED#: 50-03-01-06-7-055-001

PROJECT ISSUE & REVISION SCHEDULE

vv	Date	Description

PROFESSIONAL STAMPS

NEW YORK STATE EDUCATION STATEMENT

IT IS A VIOLATION OF THE NEW YORK STATE EDUCATION LAW AND THE COMMISSIONER'S REGULATIONS FOR ANY PERSON, UNLESS ACTING UNDER THE DIRECTION OF A LICENSED ARCHITECT, ENGINEER OR LAND SURVEYOR, TO ALTER AN ITEM IN ANY WAY. IF AN ITEM BEARING THE SEAL OF AN ARCHITECT, ENGINEER OR SURVEYOR IS ALTERED, THE ALTERING PARTY SHALL AFFIX TO THE ITEM THEIR SEAL AND THE NOTATION "ALTERED BY" FOLLOWED BY THEIR SIGNATURE AND THE DATE OF SUCH ALTERATION, AND A SPECIFIC DESCRIPTION OF THE ALTERATION.

SHEET INFORMATION

Issued	Scale
12/21/22	12" = 1'-0"

Project Status
BID DOCUMENTS

Drawn By	Checked By
MAY	JBT

Drawing Title
ELECTRICAL SCHEDULES

Drawing Number
CLE
E900

10/18/2023 3:10:15 PM <project location> REVIT PROJECT FILES ON BIM360

ELECTRICAL EQUIPMENT CONNECTION SCHEDULE

EQUIPMENT	LOCATION	HP/FLA	VOLTS	PHASE	AMPS	BREAKER SIZE	WIRE/CONDUIT SIZE	PANEL/CIRCUIT	REMARKS:
SSI-67	MATH RTI 304	0.84	208	1	0.34A	20A/2P	2 #12, 1 #12 GND IN 3/4" C	1LNL13/6,8	1,2
SSI-68	4TH GRADE 306	0.34	208	1	0.34A		2 #12, 1 #12 GND IN 3/4" C		
SSI-69	4TH GRADE 306	0.34	208	1	0.34A		2 #12, 1 #12 GND IN 3/4" C		
SSI-70	4TH GRADE 308	0.34	208	1	0.34A		2 #12, 1 #12 GND IN 3/4" C		
SSI-71	4TH GRADE 308	0.34	208	1	0.34A		2 #12, 1 #12 GND IN 3/4" C		
SSI-72	3RD GRADE 310	0.34	208	1	0.34A		2 #12, 1 #12 GND IN 3/4" C		
SSI-73	3RD GRADE 310	0.34	208	1	0.34A		2 #12, 1 #12 GND IN 3/4" C		
SSI-74	3RD GRADE 312	0.34	208	1	0.34A		2 #12, 1 #12 GND IN 3/4" C		
SSI-75	3RD GRADE 312	0.34	208	1	0.34A		2 #12, 1 #12 GND IN 3/4" C		
SSI-76	3RD GRADE 311	0.34	208	1	0.34A	20A/2P	2 #12, 1 #12 GND IN 3/4" C	1LNL13/9,11	1,2
SSI-77	3RD GRADE 311	0.34	208	1	0.34A		2 #12, 1 #12 GND IN 3/4" C		
SSI-78	5TH GRADE 309	0.34	208	1	0.34A		2 #12, 1 #12 GND IN 3/4" C		
SSI-79	5TH GRADE 309	0.34	208	1	0.34A		2 #12, 1 #12 GND IN 3/4" C		
SSI-80	5TH GRADE 307	0.34	208	1	0.34A		2 #12, 1 #12 GND IN 3/4" C		
SSI-81	5TH GRADE 307	0.34	208	1	0.34A		2 #12, 1 #12 GND IN 3/4" C		
SSI-82	4TH GRADE 305	0.34	208	1	0.34A		2 #12, 1 #12 GND IN 3/4" C		
SSI-83	4TH GRADE 305	0.34	208	1	0.34A		2 #12, 1 #12 GND IN 3/4" C		
SSI-84	3RD GRADE 303	0.34	208	1	0.34A		2 #12, 1 #12 GND IN 3/4" C		
SSI-85	3RD GRADE 303	0.34	208	1	0.34A		2 #12, 1 #12 GND IN 3/4" C		
EC-4	ENL 101G	9.16KW	208	3	45A	60A/3P	3 #6, 1 #10 GND IN 1-1/4" C	1LNL12/25,27,29	1
EC-5	MAC LAB 200B	8.99KW	208	3	45A	60A/3P	3 #6, 1 #10 GND IN 1-1/4" C	1LNL12/28,30,32	1

1. ELECTRICAL CONTRACTOR IS RESPONSIBLE FOR THE MOUNTING, AND LINE/LOAD SIDE CONNECTIONS OF DISCONNECT AND/OR STARTER DEVICE ASSOCIATED WITH UNIT. MEANS OF DISCONNECT AND/OR STARTER ASSOCIATED WITH UNIT PROVIDE BY MECHANICAL CONTRACTOR. ELECTRICAL CONTRACTOR IS RESPONSIBLE FOR ALL FINAL CONNECTIONS TO EQUIPMENT.
2. REMOVE 1-POLE CIRCUIT BREAKERS IN SPACE INDICATED. PLACE 1-POLE CIRCUIT BREAKERS IN OPEN SPACES WITHIN PANEL.

LUMINAIRE SCHEDULE

MARK	DESCRIPTION	DESIGN MAKE	MODEL NUMBER	VOLTS	LAMP WATTS	LAMP TEMPERATURE	REMARKS:
A	2X2 RECESSED LED TROFFER	CURRENT LIGHTING	LCAT22-9-35-HL-G-ED1-U	UNV	32	3500K	
A/EM	2X2 RECESSED LED TROFFER WITH EMERGENCY BATTERY BACKUP	CURRENT LIGHTING	LCAT22-9-35-HL-G-ED1-U-ELL14	UNV	32	3500K	3,4
B	2X2 RECESSED LED FLAT PANEL	CURRENT LIGHTING	CFP22-40/33/2835	UNV	40	3500K	1
B/EM	2X2 RECESSED LED FLAT PANEL EMERGENCY BATTERY BACKUP	CURRENT LIGHTING	CFP22-40/33/2835-ELL14	UNV	4	3500K	1,3,4
C	2X2 RECESSED LED TROFFER	CURRENT LIGHTING	LHFL-G-D-22-SOF-C1-35K-D42-D01-UNV	UNV	33	3500K	
C/EM	2X2 RECESSED LED TROFFER EMERGENCY BATTERY BACKUP	CURRENT LIGHTING	LHFL-G-D-22-SOF-C1-35K-D42-D01-UNV-EF	UNV	33	3500K	3,4
D	1X4 SURFACE MOUNTED LED EXTERIOR	CURRENT LIGHTING	91L-P-D-2-STD-4-04-SOF-C5-40K-D100-D01-1C-UNV-H72	UNV	48	4000K	2
E	6" LED RECESSED CANOPY DOWNLIGHT	CURRENT LIGHTING	LTR-6RD-H-35L-DM1-LTR-6RD-T-SH-HL-40K-8-WT-ACL-B6	UNV	42	4000K	
EM	6" LED RECESSED CANOPY DOWNLIGHT WITH EMERGENCY BATTERY BACKUP	CURRENT LIGHTING	LTR-6RD-H-35L-DM1-EMR-LTR-6RD-T-SH-HL-40K-8-WT-ACL-B6	UNV	42	4000K	3,4
X	LED EXIT SIGN	CURRENT LIGHTING	CEWSRE	UNV	3		3,4
EM	LED EMERGENCY FIXTURE	CURRENT LIGHTING	CU2SO	UNV	4		3,4

REMARKS:
1. FIXTURE TO BE SET AT 40 (4000 LUMENS) IN FIELD BEFORE INSTALLATION.
2. FIXTURES TO BE MOUNTED TO UNDERSIDE OF ROOF. PROVIDE ALL MOUNTING HARDWARE NECESSARY.
3. ALL FIXTURES SHOWN WITH AN "EM" DESIGNATION INDICATES AND EMERGENCY FIXTURE. PROVIDE EMERGENGY BATTERY BACKUP FOR EACH FIXTURE INDICATED.
4. ALL "EM" BATTERY BACKUPS WITHIN FIXTURE SHALL BE WIRED TO THE UNSWITCHED HOT LEG OF THE CIRCUIT FEEDING IT.

PANEL: 1LNL16

LOCATION: ST. 302B
VOLTAGE:
FED FROM: MDP
MOUNTING: Surface
A.I.C. RATING:
MCB RATING: Type 1
MAIN BUS RATING: 800 A

...	BRKR		LOAD DESCRIPTION	A (VA)		B (VA)		C (VA)		LOAD DESCRIPTION	BRKR		...
1				9367	9367								2
3	100	3	ERU-10			9367	9367			ERU-11	3	100	4
5								9367	9367				6
7				7205	7205								8
9	60	3	ACC-19			7205	7205			ACC-20	3	60	10
11								7205	7205				12
13				7205	7205								14
15	60	3	ACC-21			7205	7205			ACC-22	3	60	16
17								7205	7205				18
19				5164	8166								20
21	50	3	RTU-3			5164	8166			RTU-2	3	70	22
23								5164	8166				24
25				9367	9367								26
27	100	3	ERU-8			9367	9367			ERU-7	3	100	28
29								9367	9367				30
31				7205	7205								32
33	60	3	ACC-14			7205	7205			ACC-13	3	60	34
35								7205	7205				36
37				7205	7205								38
39	60	3	ACC-16			7205	7205			ACC-15	3	60	40
41								7205	7205				42
43	20	1	ERU-9	1200	7205								44
45	--	1	SPACE			--	7205			ACC-17	3	60	46
47	--	1	SPACE					--	7205				48
49	--	1	SPACE	--	--					SPACE	1	--	50
51	--	1	SPACE			--	--			SPACE	1	--	52
53	--	1	SPACE					--	--	SPACE	1	--	54
			TOTAL LOAD	116843 VA		115643 VA		115643 VA					

Load Classification

Load	Connected VA	Demand Factor	Demand VA
Recept.			
Lighting			
HVAC			
Motors			
Refrig.			
Kitchen			
Misc.	346929 VA	75.00%	260196 VA

Panel Totals

Connected Load	348129 VA
Estimated Load	261396 VA
Connected Amps	966 A
Demand Amps	726 A

ELECTRICAL EQUIPMENT CONNECTION SCHEDULE

EQUIPMENT	LOCATION	HP/FLA	VOLTS	PHASE	AMPS	BREAKER SIZE	WIRE/CONDUIT SIZE	PANEL/CIRCUIT	REMARKS:
SSI-1	5TH GRADE 411	0.62A	208	1	0.62A	20A/2P	2 #12, 1 #12 GND IN 3/4" C	1LNL11/1,3	1,2
SSI-2	5TH GRADE 411	0.62A	208	1	0.62A		2 #12, 1 #12 GND IN 3/4" C		
SSI-3	4TH GRADE 409	0.62A	208	1	0.62A		2 #12, 1 #12 GND IN 3/4" C		
SSI-4	4TH GRADE 409	0.62A	208	1	0.62A		2 #12, 1 #12 GND IN 3/4" C		
SSI-5	5TH GRADE 407	0.62A	208	1	0.62A		2 #12, 1 #12 GND IN 3/4" C		
SSI-6	5TH GRADE 407	0.62A	208	1	0.62A		2 #12, 1 #12 GND IN 3/4" C		
SSI-7	5TH GRADE 405	0.62A	208	1	0.62A		2 #12, 1 #12 GND IN 3/4" C		
SSI-8	5TH GRADE 405	0.62A	208	1	0.62A		2 #12, 1 #12 GND IN 3/4" C		
SSI-9	5TH GRADE 410	0.62A	208	1	0.62A	20A/2P	2 #12, 1 #12 GND IN 3/4" C	1LNL11/2,4	1,2
SSI-10	5TH GRADE 410	0.62A	208	1	0.62A		2 #12, 1 #12 GND IN 3/4" C		
SSI-11	5TH GRADE 408	0.62A	208	1	0.62A		2 #12, 1 #12 GND IN 3/4" C		
SSI-12	5TH GRADE 408	0.62A	208	1	0.62A		2 #12, 1 #12 GND IN 3/4" C		
SSI-13	5TH GRADE 406	0.62A	208	1	0.62A		2 #12, 1 #12 GND IN 3/4" C		
SSI-14	5TH GRADE 406	0.62A	208	1	0.62A		2 #12, 1 #12 GND IN 3/4" C		
SSI-15	CONFERENCE ROOM 404	0.62A	208	1	0.62A		2 #12, 1 #12 GND IN 3/4" C		
SSI-16	ASSISTANT PRINCIPAL 400B	0.41	208	1	0.34A	20A/2P	2 #12, 1 #12 GND IN 3/4" C	1LNL11/5,7	1,2
SSI-17	PRINCIPAL 400C	0.41	208	1	0.34A		2 #12, 1 #12 GND IN 3/4" C		
SSI-18	MAIN OFFICE 400	0.41	208	1	0.34A		2 #12, 1 #12 GND IN 3/4" C		
SSI-19	MAIN OFFICE 400	0.41	208	1	0.34A		2 #12, 1 #12 GND IN 3/4" C		
SSI-20	4TH GRADE 106	0.84	208	1	0.34A	20A/2P	2 #12, 1 #12 GND IN 3/4" C	1LNL12/1,3	1,2
SSI-21	4TH GRADE 106	0.84	208	1	0.34A		2 #12, 1 #12 GND IN 3/4" C		
SSI-22	5TH GRADE 108	0.84	208	1	0.34A		2 #12, 1 #12 GND IN 3/4" C		
SSI-23	5TH GRADE 108	0.84	208	1	0.34A		2 #12, 1 #12 GND IN 3/4" C		
SSI-24	4TH GRADE 110	0.84	208	1	0.34A		2 #12, 1 #12 GND IN 3/4" C		
SSI-25	4TH GRADE 110	0.84	208	1	0.34A		2 #12, 1 #12 GND IN 3/4" C		
SSI-26	4TH GRADE 111	0.84	208	1	0.34A	20A/2P	2 #12, 1 #12 GND IN 3/4" C	1LNL12/2,4	1,2
SSI-27	4TH GRADE 111	0.84	208	1	0.34A		2 #12, 1 #12 GND IN 3/4" C		
SSI-28	4TH GRADE 109	0.84	208	1	0.34A		2 #12, 1 #12 GND IN 3/4" C		
SSI-29	4TH GRADE 109	0.84	208	1	0.34A		2 #12, 1 #12 GND IN 3/4" C		
SSI-30	MAKERSPACE 107	0.84	208	1	0.34A		2 #12, 1 #12 GND IN 3/4" C		
SSI-31	MAKERSPACE 107	0.84	208	1	0.34A		2 #12, 1 #12 GND IN 3/4" C		
SSI-32	4TH GRADE 105	0.84	208	1	0.34A		2 #12, 1 #12 GND IN 3/4" C		
SSI-33	4TH GRADE 105	0.84	208	1	0.34A		2 #12, 1 #12 GND IN 3/4" C		
SSI-34	BOOK ROOOM 101A	0.41	208	1	0.34A	20A/2P	2 #12, 1 #12 GND IN 3/4" C	1LNL12/5,7	1,2
SSI-35	ENL 101G	0.41	208	1	0.34A		2 #12, 1 #12 GND IN 3/4" C		
SSI-36	MAC LAB 200B	0.41	208	1	0.34A		2 #12, 1 #12 GND IN 3/4" C		
SSI-37	MAC LAB 200	0.41	208	1	0.34A		2 #12, 1 #12 GND IN 3/4" C		
SSI-38	PSYCH. 202	0.41	208	1	0.34A		2 #12, 1 #12 GND IN 3/4" C		
SSI-39	PSYCH. 204	0.41	208	1	0.34A		2 #12, 1 #12 GND IN 3/4" C		
SSI-40	4TH GRADE 206	0.84	208	1	0.34A	20A/2P	2 #12, 1 #12 GND IN 3/4" C	1LNL12/6,8	1,2
SSI-41	4TH GRADE 206	0.84	208	1	0.34A		2 #12, 1 #12 GND IN 3/4" C		
SSI-42	3RD GRADE 208	0.84	208	1	0.34A		2 #12, 1 #12 GND IN 3/4" C		
SSI-43	3RD GRADE 208	0.84	208	1	0.34A		2 #12, 1 #12 GND IN 3/4" C		
SSI-44	TECH. 210	0.84	208	1	0.34A		2 #12, 1 #12 GND IN 3/4" C		
SSI-45	TECH. 210	0.84	208	1	0.34A		2 #12, 1 #12 GND IN 3/4" C		
SSI-46	3RD GRADE 209	0.84	208	1	0.34A	20A/2P	2 #12, 1 #12 GND IN 3/4" C	1LNL12/9,11	1,2
SSI-47	3RD GRADE 209	0.84	208	1	0.34A		2 #12, 1 #12 GND IN 3/4" C		
SSI-48	4TH GRADE 207	0.84	208	1	0.34A		2 #12, 1 #12 GND IN 3/4" C		
SSI-49	4TH GRADE 207	0.84	208	1	0.34A		2 #12, 1 #12 GND IN 3/4" C		
SSI-50	3RD GRADE 205	0.34	208	1	0.34A		2 #12, 1 #12 GND IN 3/4" C		
SSI-51	3RD GRADE 205	0.34	208	1	0.34A		2 #12, 1 #12 GND IN 3/4" C		
SSI-52	I.T. 201B	0.41	208	1	0.34A	20A/2P	2 #12, 1 #12 GND IN 3/4" C	1LNL13/1,3	1,2
SSI-53	RESOURCE ROOM 202A	0.41	208	1	0.34A		2 #12, 1 #12 GND IN 3/4" C		
SSI-54	NURSE 212	0.41	208	1	0.34A		2 #12, 1 #12 GND IN 3/4" C		
SSI-55	NURSE 212A	0.41	208	1	0.34A		2 #12, 1 #12 GND IN 3/4" C		
SSI-56	MUSIC 300C	0.84	208	1	0.34A	20A/2P	2 #12, 1 #12 GND IN 3/4" C	1LNL13/2,4	1,2
SSI-57	MUSIC 300C	0.84	208	1	0.34A		2 #12, 1 #12 GND IN 3/4" C		
SSI-58	O.T. 300B	0.41	208	1	0.34A		2 #12, 1 #12 GND IN 3/4" C		
SSI-59	READING 300A	0.41	208	1	0.34A		2 #12, 1 #12 GND IN 3/4" C		
SSI-60	COPY/ST. 302	0.84	208	1	0.34A		2 #12, 1 #12 GND IN 3/4" C		
SSI-61	3RD GRADE 301	0.84	208	1	0.34A	20A/2P	2 #12, 1 #12 GND IN 3/4" C	1LNL13/5,7	1,2
SSI-62	3RD GRADE 301	0.84	208	1	0.34A		2 #12, 1 #12 GND IN 3/4" C		
SSI-63	3RD GRADE 301A	0.84	208	1	0.34A		2 #12, 1 #12 GND IN 3/4" C		
SSI-64	3RD GRADE 301A	0.84	208	1	0.34A		2 #12, 1 #12 GND IN 3/4" C		
SSI-65	ART 301B	0.84	208	1	0.34A		2 #12, 1 #12 GND IN 3/4" C		
SSI-66	ART 301B	0.84	208	1	0.34A		2 #12, 1 #12 GND IN 3/4" C		

1. ELECTRICAL CONTRACTOR IS RESPONSIBLE FOR THE MOUNTING, AND LINE/LOAD SIDE CONNECTIONS OF DISCONNECT AND/OR STARTER DEVICE ASSOCIATED WITH UNIT. MEANS OF DISCONNECT AND/OR STARTER ASSOCIATED WITH UNIT PROVIDE BY MECHANICAL CONTRACTOR. ELECTRICAL CONTRACTOR IS RESPONSIBLE FOR ALL FINAL CONNECTIONS TO EQUIPMENT.

2. REMOVE EXISTING 1-POLE CIRCUIT BREAKERS IN SPACES INDICATED. PLACE 1-POLE CIRCUIT BREAKERS IN OPEN SPACES WITHIN PANEL.

CPL | Architecture Engineering Planning
50 Front Street Suite 202,
Newburgh, NY 12550
CPLteam.com

SOUTH ORANGETOWN Central School District
Capital Improvements Bond
Essential Infrastructure for Student Health, Safety and Success

PROJECT INFORMATION

Project Number
14457.20

Client Name
SOUTH ORANGETOWN CENTRAL SCHOOL DISTRICT

Project Name
PHASE 1: 2022 BOND

District Office Address
160 VAN WYCK RD.
BLAUVELT, NY 10913

SOUTH ORANGETOWN CSD
- WILLIAM O. SCHAEFER SED#:50-03-01-06-0-012-019
- ■ COTTAGE LANE ELEMENTARY SED#:50-03-01-06-0-010-022
- TAPPAN ZEE HIGH SCHOOL SED#:50-03-01-06-0-006-032
- WILLIAM O. SCHAEFER S&L SED#: 50-03-01-06-0-012-020
- COTTAGE LANE S&L SED#: 50-03-01-06-0-010-023
- COTTAGE LANE LIBRARY S&L SED#:; 50-03-01-06-8-023-002
- WOS OUTDOOR CLASSROOM SED#: 50-03-01-06-7-053-001
- SOMS OUTDOOR CLASSROOM SED#: 50-03-01-06-7-056-001
- CLE OUTDOOR CLASSROOM SED#:; 50-03-01-06-7-054-001
- TDHS OUTDOOR CLASSROOM SED#: 50-03-01-06-7-055-001

PROJECT ISSUE & REVISION SCHEDULE

vv	Date	Description

PROFESSIONAL STAMPS

NEW YORK STATE EDUCATION STATEMENT
IT IS A VIOLATION OF THE NEW YORK STATE EDUCATION LAW AND THE COMMISSIONER'S REGULATIONS FOR ANY PERSON, UNLESS ACTING UNDER THE DIRECTION OF A LICENSED ARCHITECT, ENGINEER OR SURVEYOR, TO ALTER IN ANY WAY AN ITEM BEARING THE SEAL OF AN ARCHITECT, ENGINEER OR SURVEYOR IS ALTERED. THE ALTERING PARTY SHALL AFFIX TO THE ITEM THEIR SEAL AND THE NOTATION "ALTERED BY" FOLLOWED BY THEIR SIGNATURE AND THE DATE OF SUCH ALTERATION, AND A SPECIFIC DESCRIPTION OF THE ALTERATION.

SHEET INFORMATION

Issued	Scale
12/21/22	12" = 1'-0"

Project Status
BID DOCUMENTS

Drawn By	Checked By
MAY	JBT

Drawing Title
ELECTRICAL SCHEDULES

Drawing Number
CLE
E901

10/18/2023 3:10:18 PM <project location> REVIT PROJECT FILES ON BIM360

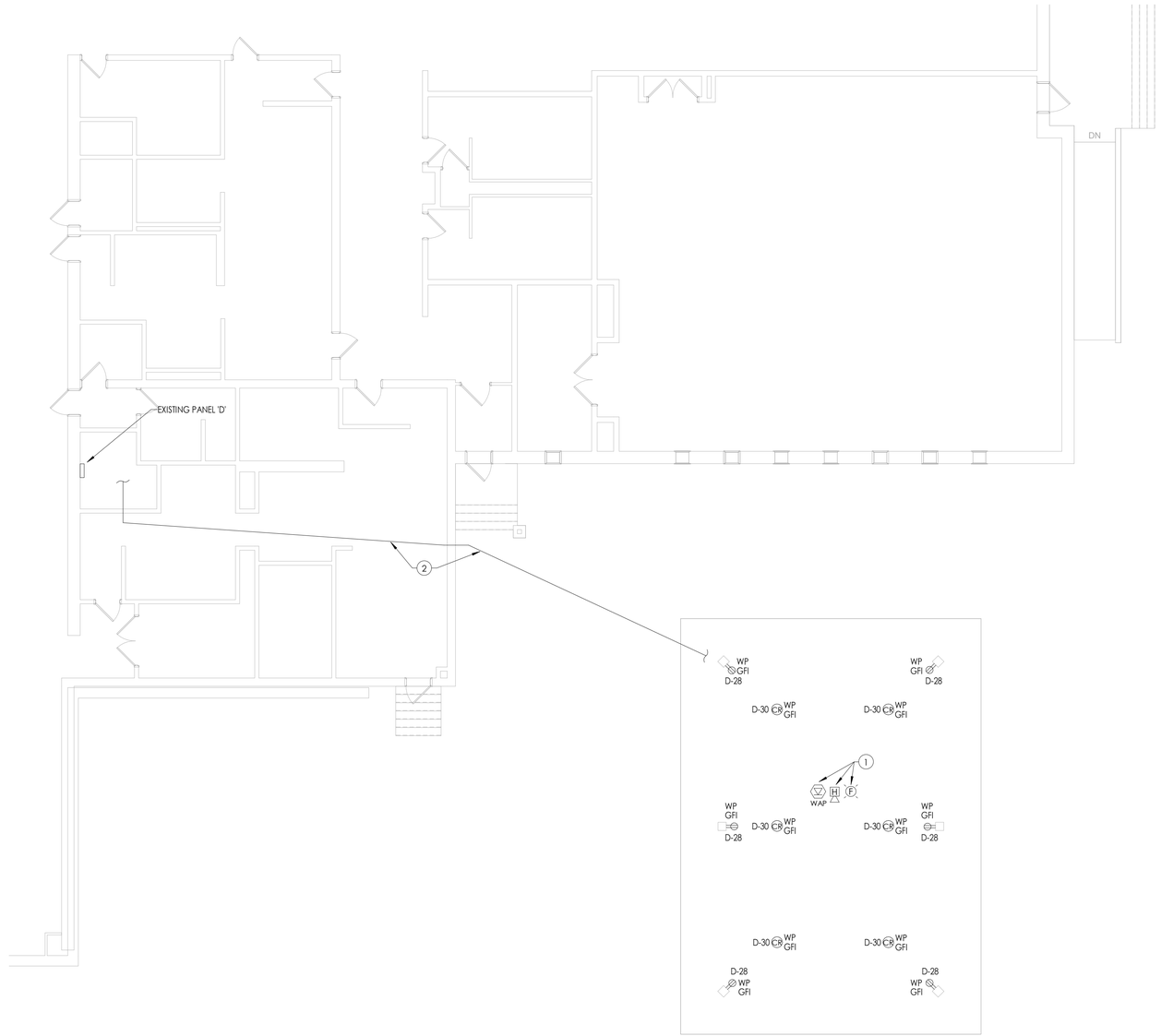

1
E200

EXTERIOR CLASSROOM NEW WORK PLAN

1/8" = 1'-0"

GENERAL NOTES

A. FOR ALL 120V DEVICES SHOWN, WIRE WITH (2)#12, #12G IN 3/4"C AND CONNECT TO EXISTING SPARE CIRCUIT BREAKERS IN PANEL AND CIRCUIT INDICATED ADJACENT TO DEVICE.

B. ANY CIRCUIT OVER 100' SHALL BE WIRED WITH #10 THHN.

C. ALL SYSTEMS CABLING SHALL BE RUN IN FREE-AIR AND SUPPORTED ABOVE CEILINGS VIA J-HOOKS. J-HOOKS NOT TO EXCEED 5-0" SPACING.

D. REFER TO DRAWING GEN-E800 FOR DETAILS.

KEY NOTES

1. PROVIDE NEW LOCKDOWN HORN, BLUE LIGHT STROBE, AND DATA JACK ON BOTTOM SIDE OF ROOF STRUCTURE. CONDUIT SHALL FOLLOW ROOF STRUCTURE UP TO DEVICE LOCATIONS. WIRELESS ACCESS POINT BY OWNER. REFER TO T-SERIES DRAWINGS FOR SPECIFICATIONS.

2. PROVIDE 1" CONDUITS (TOTAL OF 5) FOR LIGHTING, POWER, DATA, AND LOCKDOWN SYSTEMS FROM INTERIOR OF BUILDING, ABOVE FINISHED CEILING, OUT TO NEW OUTDOOR CLASSROOM LOCATION. CONDUITS TO EXIT CLASSROOM ABOVE CIELING AND DOWN EXTERIOR OF BUILDING TO BELOW GRADE, THEN ON TO OUTDOOR CLASSROOM. CONDUITS TO RUN UP STRUCTURE TO ROOF THEN DISTRIBUTE TO INDIVIDUAL DEVICES. FIELD PAINT CONDUITS TO MATCH STRUCTURE.

KEY PLAN:

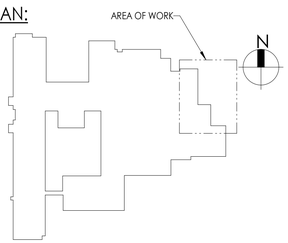

CPL | Architecture Engineering Planning
50 Front Street Suite 202,
Newburgh, NY 12550
CPLteam.com

SOUTH ORANGETOWN Central School District

Capital Improvements Bond

Essential Infrastructure for Student Health, Safety and Success

PROJECT INFORMATION

Project Number
14457.20

Client Name
SOUTH ORANGETOWN CENTRAL SCHOOL DISTRICT

Project Name
PHASE 1: 2022 BOND

District Office Address
160 VAN WYCK RD.
BLAUVELT, NY 10913

SOUTH ORANGETOWN CSD
- ☐ WILLIAM O. SCHAEFER SED# 50-03-01-06-0-012-019
- ☐ COTTAGE LANE ELEMENTARY SED#:50-03-01-06-0-010-022
- ☐ TAPPAN ZEE HIGH SCHOOL SED#:50-03-01-06-0-006-032
- ☐ WILLIAM O. SCHAEFER S&L SED#: 50-03-01-06-0-012-020
- ☐ COTTAGE LANE S&L SED#: 50-03-01-06-0-010-023
- ☐ COTTAGE LANE LIBRARY S&L SED#: 50-03-01-06-8-023-002
- ☐ WOS OUTDOOR CLASSROOM SED#: 50-03-01-06-7-053-001
- ■ SOMS OUTDOOR CLASSROOM SED#: 50-03-01-06-7-056-001
- ☐ CLE OUTDOOR CLASSROOM SED#: 50-03-01-06-7-054-001
- ☐ TZHS OUTDOOR CLASSROOM SED#: 50-03-01-06-7-055-001

PROJECT ISSUE & REVISION SCHEDULE

vv	Date	Description

PROFESSIONAL STAMPS

NEW YORK STATE EDUCATION STATEMENT

IT IS A VIOLATION OF THE NEW YORK STATE EDUCATION LAW AND THE COMMISSIONER'S REGULATIONS FOR ANY PERSON, UNLESS ACTING UNDER THE DIRECTION OF A LICENSED ARCHITECT, ENGINEER OR LAND SURVEYOR, TO ALTER AN ITEM IN ANY WAY. IF AN ITEM BEARING THE SEAL OF AN ARCHITECT, ENGINEER OR SURVEYOR IS ALTERED, THE ALTERING ARCHITECT, ENGINEER OR SURVEYOR SHALL AFFIX TO THE ITEM THEIR SEAL AND THE NOTATION "ALTERED BY" FOLLOWED BY THEIR SIGNATURE AND THE DATE OF SUCH ALTERATION, AND A SPECIFIC DESCRIPTION OF THE ALTERATION.

SHEET INFORMATION

Issued	Scale
10/18/23	AS NOTED

Project Status
BID DOCUMENTS

Drawn By	Checked By
MAY	JBT

Drawing Title
EXTERIOR CLASSROOM NEW WORK PLAN

Drawing Number
SOMS
E200

10/17/2023 10:44:55 AM <project location> REVIT PROJECT FILES ON BIM360

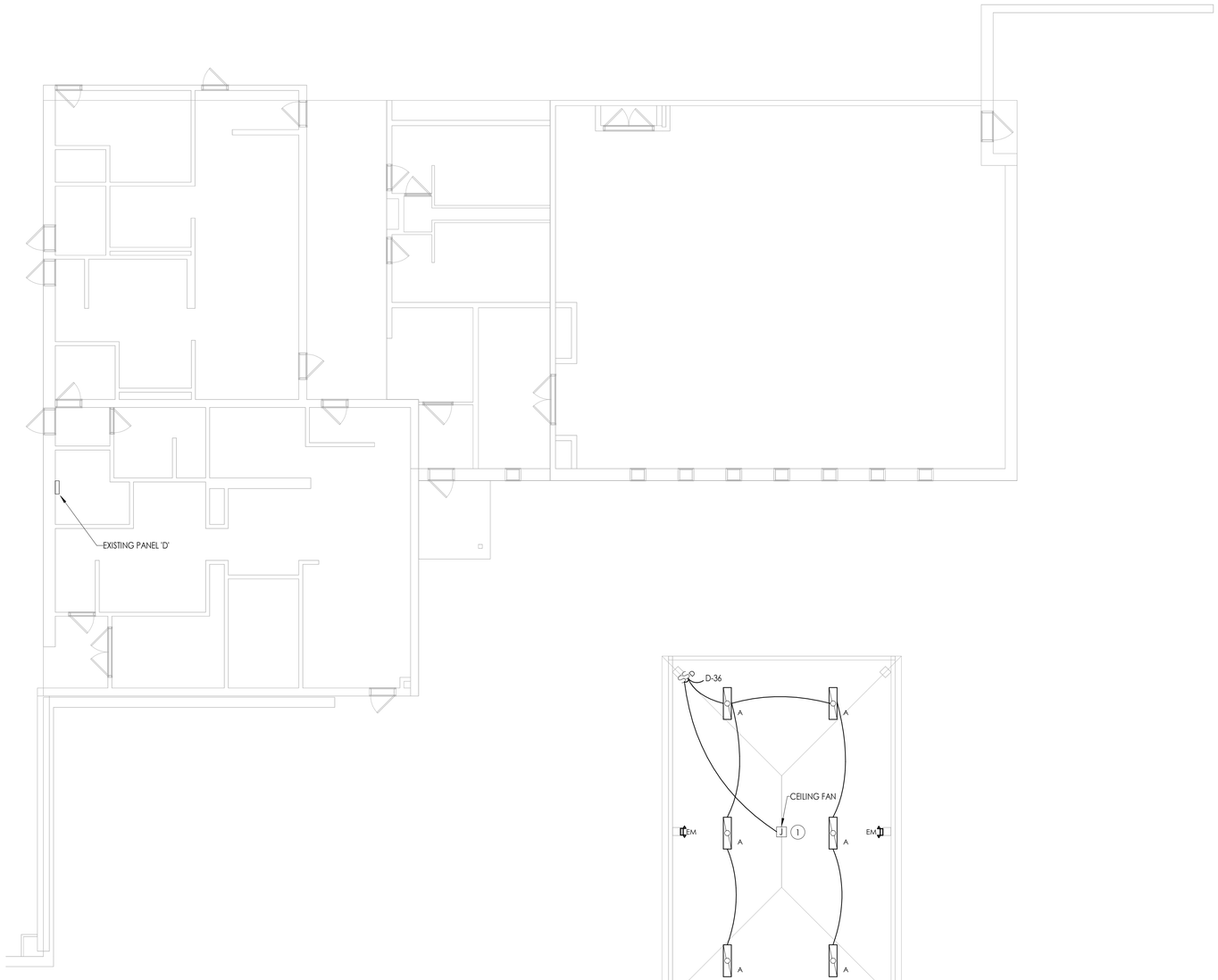

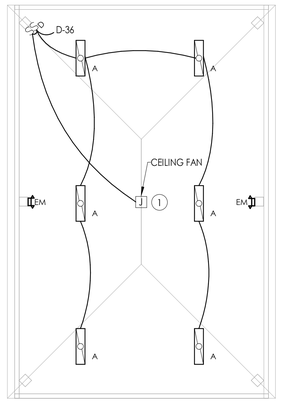

1 / E300 **EXTERIOR CLASSROOM LIGHTING PLAN**
1/8" = 1'-0"

GENERAL NOTES

A. WIRE NEW LIGHTING WITH (2) #10, (1) #12GND IN 1" CONDUIT FROM PANEL AND CIRCUIT INDICATED, UTILIZING EXISTING SPARE CIRCUIT BREAKER.

B. ANY CIRCUIT OVER 100' SHALL BE WIRED WITH #10 THHN.

C. ALL FIXTURES INDICATED WITH "EM" DESIGNATION SHALL HAVE EMERGENCY BATTERY BACKUP.

D. FIXTURE TYPE MARK IS INDICATED ADJACENT TO NEW LIGHT FIXTURES. REFER TO LUMINAIRE SCHEDULE ON ON THIS DRAWING FOR FIXTURE DESCRIPTIONS AND NOTES.

E. REFER TO DRAWING E200 FOR CONDUIT/WIRE TO OUTDOOR CLASSROOM.

KEY NOTES

1. PROVIDE BIG ASS FAN MODEL ESSENCE (OR EQUAL) IN 8 FOOT DIAMETER AT LOCATION INDICATED. PROVIDE WITH MOUNTING KITS TO MOUNT TO STRUCTURE. PROVIDE WITH WIRED WALL CONTROLLER AT LOCATION INDICATED BY SWITCH. CONNECT TO CIRCUIT INDICATED. FIELD PAINT CONDUITS TO MATCH STRUCTURE.

LUMINAIRE SCHEDULE

MARK	DESCRIPTION	DESIGN MAKE	MODEL NUMBER	VOLTS	LAMP		REMARKS:
					WATTS	TEMPERATURE	
A	1X4 SURFACE MOUNTED LED TROFFER	CURRENT LIGHTING	91L-P-D-2-STD-4-04-SOF-C5-40K-D100-D01-1C-UNV-H72	UNV	48	4000K	1
X	LED EXIT SIGN	CURRENT LIGHTING	CEWSRE	UNV	3		2,3

REMARKS:
1. FIXTURES TO BE MOUNTED TO UNDERSIDE OF ROOF. PROVIDE ALL MOUNTING HARDWARE NECESSARY.
2. ALL FIXTURES SHOWN WITH AN "EM" DESIGNATION INDICATES AND EMERGENCY FIXTURE. PROVIDE EMERGENGY BATTERY BACKUP FOR EACH FIXTURE INDICATED.
3. ALL "EM" BATTERY BACKUPS WITHIN FIXTURE SHALL BE WIRED TO THE UNSWITCHED HOT LEG OF THE CIRCUIT FEEDING IT.

KEY PLAN:

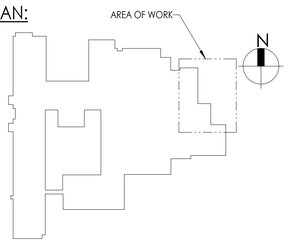

CPL | Architecture Engineering Planning
50 Front Street Suite 202,
Newburgh, NY 12550
CPLteam.com

SOUTH ORANGETOWN Central School District
Capital Improvements Bond
Essential Infrastructure for Student Health, Safety and Success

PROJECT INFORMATION

Project Number
14457.20

Client Name
SOUTH ORANGETOWN CENTRAL SCHOOL DISTRICT

Project Name
PHASE 1: 2022 BOND

District Office Address
160 VAN WYCK RD.
BLAUVELT, NY 10913

SOUTH ORANGETOWN CSD
- ☐ WILLIAM O. SCHAEFER SED# 50-03-01-06-0-012-019
- ☐ COTTAGE LANE ELEMENTARY SED#:50-03-01-06-0-010-022
- ☐ TAPPAN ZEE HIGH SCHOOL SED#:50-03-01-06-0-006-032
- ☐ WILLIAM O. SCHAEFER S&L SED#: 50-03-01-06-0-012-020
- ☐ COTTAGE LANE S&L SED#: 50-03-01-06-0-010-023
- ☐ COTTAGE LANE LIBRARY S&L SED#: 50-03-01-06-8-023-002
- ☐ WOS OUTDOOR CLASSROOM SED#: 50-03-01-06-7-053-001
- ■ SOMS OUTDOOR CLASSROOM SED#: 50-03-01-06-7-056-001
- ☐ CLE OUTDOOR CLASSROOM SED#: 50-03-01-06-7-054-001
- ☐ TZHS OUTDOOR CLASSROOM SED#: 50-03-01-06-7-055-001

PROJECT ISSUE & REVISION SCHEDULE

vv	Date	Description

PROFESSIONAL STAMPS

NEW YORK STATE EDUCATION STATEMENT

IT IS A VIOLATION OF THE NEW YORK STATE EDUCATION LAW AND THE COMMISSIONER'S REGULATIONS FOR ANY PERSON, UNLESS ACTING UNDER THE DIRECTION OF A LICENSED ARCHITECT, ENGINEER OR LAND SURVEYOR, TO ALTER AN ITEM IN ANY WAY. IF AN ITEM BEARING THE SEAL OF AN ARCHITECT, ENGINEER OR SURVEYOR IS ALTERED, THE ALTERING PARTY SHALL AFFIX TO THE ITEM THEIR SEAL AND THE NOTATION "ALTERED BY" FOLLOWED BY THEIR SIGNATURE AND THE DATE OF SUCH ALTERATION, AND A SPECIFIC DESCRIPTION OF THE ALTERATION.

SHEET INFORMATION

Issued: 10/18/23
Scale: As indicated
Project Status: BID DOCUMENTS
Drawn By: MAY
Checked By: JBT
Drawing Title: EXTERIOR CLASSROOM LIGHTING PLAN
Drawing Number: SOMS E300

10/17/2023 10:44:55 AM <project location> REVIT PROJECT FILES ON BIM360

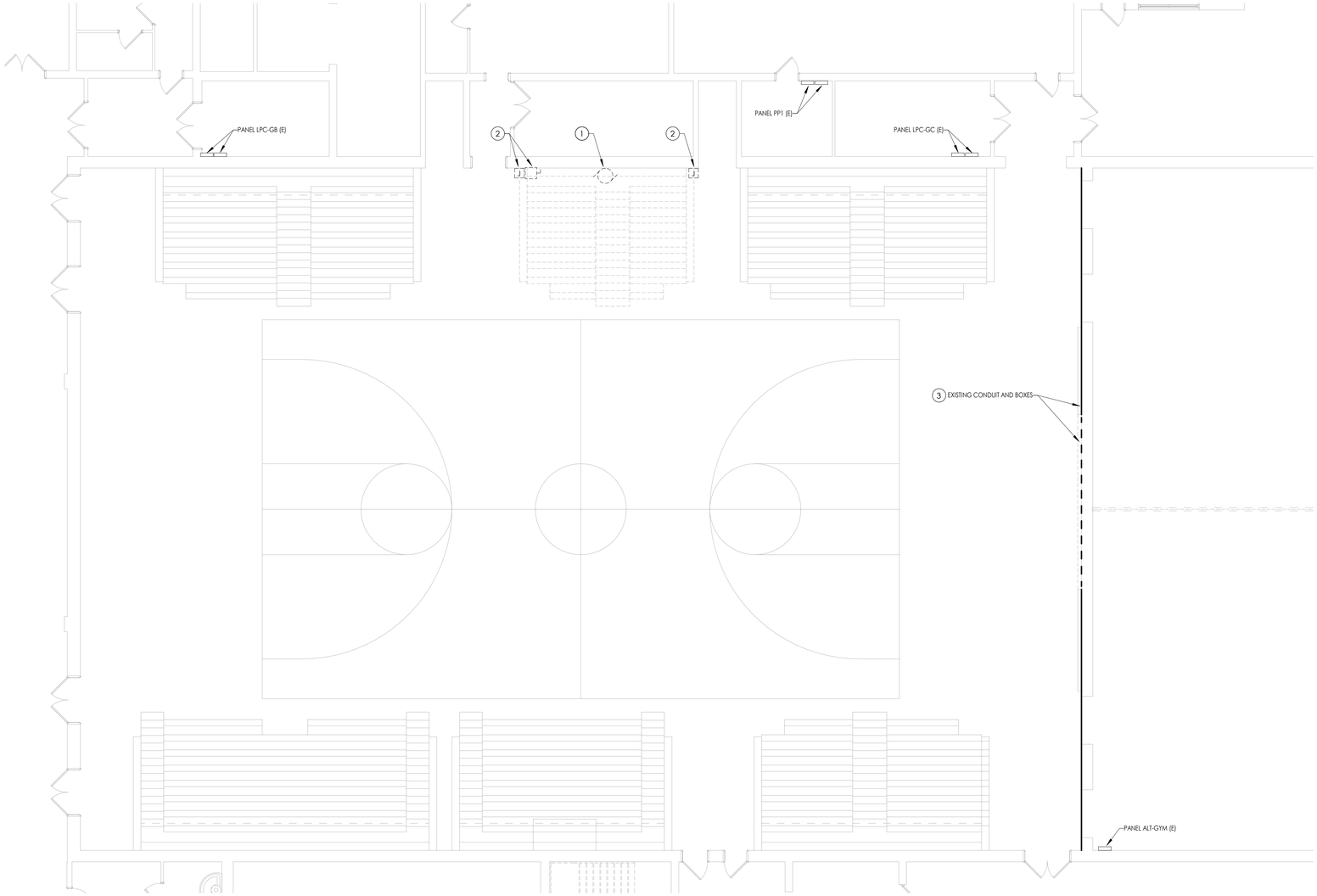

1 / E101 **ELECTRICAL DEMOLITION PLAN**
1/8" = 1'-0"

GENERAL NOTES

A. ALL ITEMS SHOWN ARE TO BE REMOVED UNLESS LABELED AS (E) EXISTING. REMOVAL OF DEVICE INCLUDES ITS ASSOCIATED CABLING/BRANCH CIRCUIT WIRING, AND RACEWAY.

B. ANY EXISTING DEVICE TO REMAIN, LABELED AS (E) SHALL REMAIN IN PLACE AS WELL AS ITS' ASSOCIATED CIRCUITING AND CONDUIT, UNLESS OTHERWISE NOTED.

C. THE CONTRACTOR SHALL REMOVE THE EXISTING ELECTRIC IN AREAS OF NEW RENOVATIONS TO ACCOMMODATE NEW CONSTRUCTION. REROUTING OF EXISTING MAY BE REQUIRED AT NEW OPENINGS IN EXISTING CONSTRUCTION OR INTERFERENCE WITH OTHER NEW WORK AS NOTED IN THE FOLLOWING NOTES.

D. DRAWINGS INDICATE SPECIFIC ITEMS TO BE REMOVED AND/OR RELOCATED IN ORDER TO INDICATE GENERAL SCOPE. ADDITIONAL ITEMS NOT INDICATED, BUT NECESSARY FOR PROJECT RENOVATIONS, SHALL BE REMOVED, RELOCATED AND/OR REROUTED. THE CONTRACTOR SHALL ASSUME WITHIN THE BASE BID A NOMINAL AMOUNT OF BRANCH CIRCUITS, FIXTURES, DEVICES, AND SYSTEMS WIRING WITHIN WALLS OR OPENINGS BEING REMOVED OR RELOCATED AS REQUIRED TO ACCOMMODATE THE NEW CONSTRUCTION.

E. WHERE DEVICES, FIXTURES, ETC. ARE INDICATED TO BE REMOVED, THEY AND THEIR RELATED WIRING/CONDUIT SHALL BE REMOVED BACK TO THE SOURCE PANELBOARD UNLESS OTHERWISE NOTED. ON CIRCUITS WHERE OTHER DEVICES, FIXTURES, ETC. ARE FOUND THAT MUST REMAIN, MAINTAIN CIRCUIT CONTINUITY BY PROVIDING ADDITIONAL WIRING, TO FEED THROUGH TO THESE REMAINING ITEMS. RELOCATE ANY CIRCUITS THAT REMAIN, TO AVOID CONFLICT WITH NEW CONSTRUCTION AS REQUIRED. PROPERLY TERMINATE ALL WIRING.

F. COORDINATE DEMOLITION OF EQUIPMENT, DEVICES, ETC. WITH OTHER DISCIPLINES AS APPLICABLE. REFER TO ARCHITECTURAL DEMOLITION DRAWINGS AND NOTES FOR COORDINATION.

G. DRAWINGS ARE GRAPHICAL REPRESENTATIONS OF APPROXIMATE EQUIPMENT AND DEVICE LOCATIONS. CONTRACTOR SHALL VISIT THE SITE TO DETERMINE THE EXACT EXTENT OF ELECTRICAL WORK REQUIRED TO COMPLETE THE PROJECT. EXISTING CONDITIONS ARE TAKEN FROM FIELD OBSERVATION AND EXISTING BUILDING DOCUMENTS. OTHER ELECTRICAL ITEMS MAY EXIST FOR WHICH THE CONTRACTOR IS RESPONSIBLE.

H. CONTRACTOR SHALL PROPERLY DISPOSE OF ALL ITEMS, EQUIPMENT, PANELS, LIGHT FIXTURES, ETC., BEING REMOVED AS PART OF THIS PROJECT. THE OWNER SHALL HAVE THE RIGHT OF RETAINING ANY ITEMS BEING REMOVED.

I. CONTRACTOR SHALL PROVIDE NEW COVERPLATES ON ALL BOXES OF UNUSED AND/OR REMOVED FLUSH MOUNT DEVICES UPON COMPLETION OF PROJECT.

J. FIREPROOFING AND/OR FIRE STOP MATERIALS REMOVED FROM FIRE RATED WALLS AND CEILINGS AS A RESULT OF DEMOLITION SHALL BE RE-INSTALLED USING AN APPROVED METHOD AS DESCRIBED IN ASSOCIATED PROJECT SPECIFICATIONS.

KEY NOTES

1. DISCONNECT AND REMOVE BASKETBALL POWERED OPERATOR, CONDUIT, WIRING, AND ALL ASSOCIATED EQUIPMENT IN ITS ENTIRETY. REMOVE CONDUIT AND WIRING BACK TO SOURCE PANEL.

2. DISCONNECT AND REMOVE BLEACHER CONDUIT, WIRING, DISCONNECT, AND ALL ASSOCIATED EQUIPMENT. REMOVE ALL CONDUIT AND WIRING BACK TO SOURCE PANEL PP1. STORE DISCONNECT FOR RE-USE WITH RELOCATED BLEACHERS.

3. LOCATION OF EXISTING CONDUITS, JUNCTION BOXES, AND LOOSE WIRING. AT POINTS INDICATED, CUT CONDUITS, PULL BACK WIRING AND REMOVE JUNCTION BOXES. ALL BOXES ARE TO BE STORED FOR RE-USE, ALL WIRING TAGGED FOR RE-USE.

KEY PLAN:

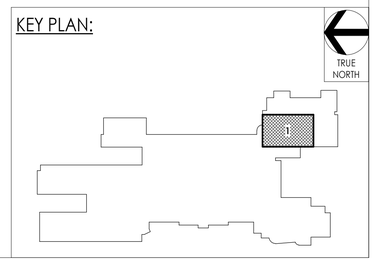

CPL | Architecture Engineering Planning
50 Front Street Suite 202,
Newburgh, NY 12550
CPLteam.com

SOUTH ORANGETOWN Central School District
Capital Improvements Bond
Essential Infrastructure for Student Health, Safety and Success

PROJECT INFORMATION

Project Number
1457.20

Client Name
SOUTH ORANGETOWN CENTRAL SCHOOL DISTRICT

Project Name
PHASE 1: 2022 BOND

District Office Address
160 VAN WYCK RD.
BLAUVELT, NY 10913

SOUTH ORANGETOWN CSD
- ☐ WILLIAM O. SCHAEFER SED# 50-03-01-06-0-012-019
- ☐ COTTAGE LANE ELEMENTARY SED#:50-03-01-06-0-010-022
- ■ TAPPAN ZEE HIGH SCHOOL SED#:50-03-01-06-0-006-032
- ☐ WILLIAM O. SCHAEFER S&L SED#: 50-03-01-06-0-012-020
- ☐ COTTAGE LANE S&L SED#: 50-03-01-06-0-010-023
- ☐ COTTAGE LANE LIBRARY S&L SED#: 50-03-01-06-8-023-002
- ☐ WOS OUTDOOR CLASSROOM SED#: 50-03-01-06-7-053-001
- ☐ SOMS OUTDOOR CLASSROOM SED#: 50-03-01-06-7-056-001
- ☐ CLE OUTDOOR CLASSROOM SED#: 50-03-01-06-7-054-001
- ☐ TZHS OUTDOOR CLASSROOM SED#: 50-03-01-06-7-055-001

PROJECT ISSUE & REVISION SCHEDULE

vv	Date	Description

PROFESSIONAL STAMPS

NEW YORK STATE EDUCATION STATEMENT

IT IS A VIOLATION OF THE NEW YORK STATE EDUCATION LAW AND THE COMMISSIONER'S REGULATIONS FOR ANY PERSON, UNLESS ACTING UNDER THE DIRECTION OF A LICENSED ARCHITECT, ENGINEER OR LAND SURVEYOR, TO ALTER AN ITEM IN ANY WAY. IF AN ITEM BEARING THE SEAL OF AN ARCHITECT, ENGINEER OR SURVEYOR IS ALTERED, THE ALTERING PARTY SHALL AFFIX TO THE ITEM THEIR SEAL AND THE NOTATION "ALTERED BY" FOLLOWED BY THEIR SIGNATURE AND THE DATE OF SUCH ALTERATION, AND A SPECIFIC DESCRIPTION OF THE ALTERATION.

SHEET INFORMATION

Issued	Scale
10/18/23	1/8" = 1'-0"

Project Status
BID DOCUMENTS

Drawn By	Checked By
MAY	JBT

Drawing Title
FIRST FLOOR ELECTRICAL DEMOLITION PLAN

Drawing Number
TZHS
E101

10/18/2023 8:36:14 AM <project location> REVIT PROJECT FILES ON BIM360

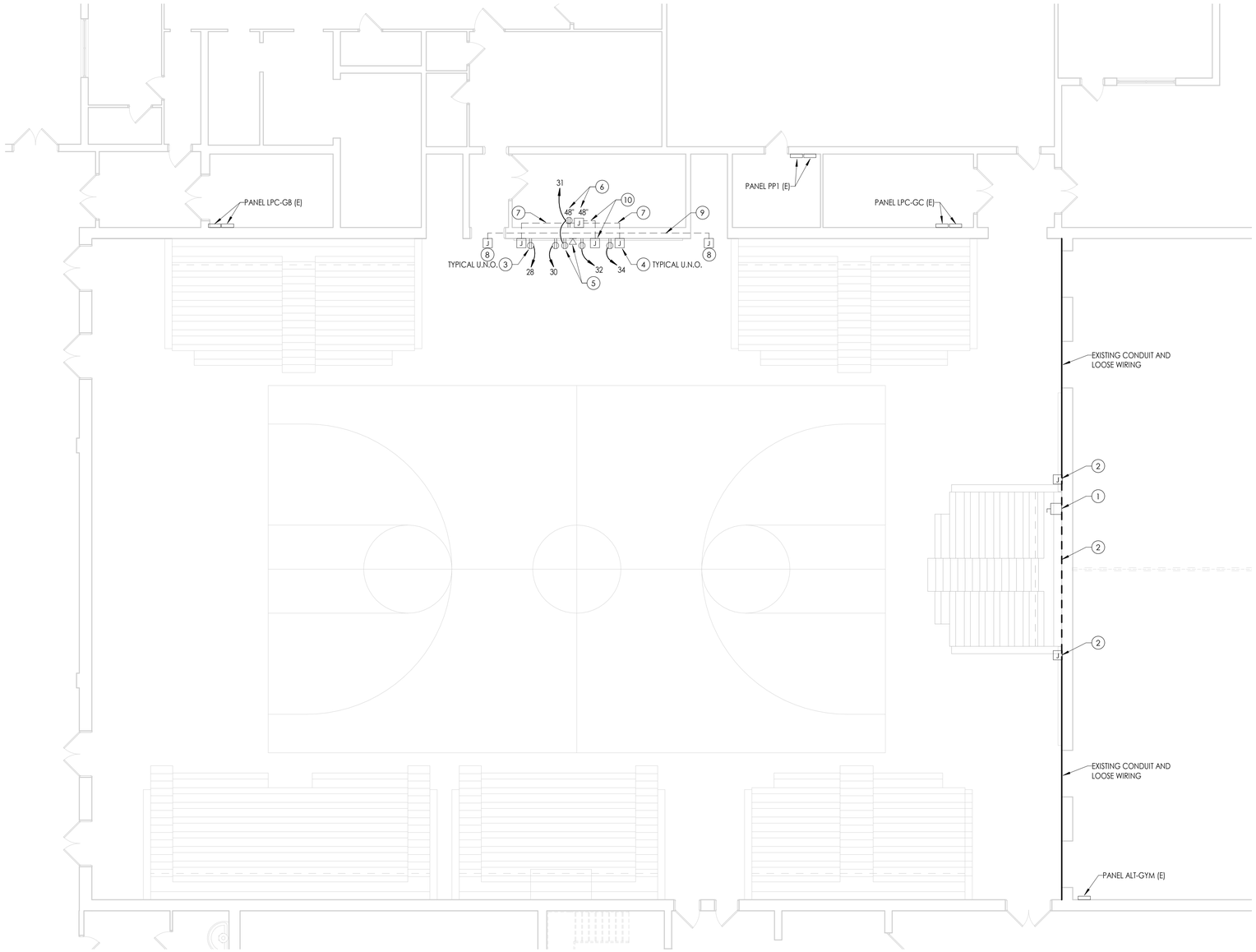

1 / E200 **ELECTRICAL NEW WORK PLAN**
1/8" = 1'-0"

GENERAL NOTES

A. ALL RECEPTACLES TO BE WIRED TO PANEL "PP1" WITH (2) #12, (1) #12 GND IN 3/4" CONDUIT. UTILIZE EXISTING SPARE CIRCUIT BREAKER INIDCATED AT RECEPTACLE. LABEL ACCORDINGLY.

B. ANY CIRCUIT OVER 100' TO USE #10 THHN.

C. AT DATA DEVICES INDICATED, PROVIDE (1) CATEGORY 6 UTP PLENUM RATED CABLE, BACK TO LOCAL DATA DISTRIBUTION RACK (NOT TO EXCEED 295') PROVIDE A SINGLE GANG JUNCTION BOX WITH SINGLE RJ-45 DATA JACK AND FACEPLATE.

D. COORDINATE ALL WORK AND DEVICE LOCATIONS WITH OTHER TRADES, INCLUDING BLEACHER INSTALLER AND SCOREBOARD INSTALLER. CONTRACTOR TO PROVIDE ANY AND ALL WIRING/DEVICES NECESSARY TO PROVIDE COMPLETE WORKING SYSTEMS AT BLEACHERS AND SCOREBOARD.

KEY NOTES

1. RELOCATED DISCONNECT TO BE PLACED HERE, NEXT TO BLEACHERS FOR ACCESS. PROVIDE (4) #10, (1) #12 IN 1" CONDUIT FROM PANEL "PP1" TO DISCONNECT SWITCH. WIRE DISCONNECT TO BLEACHER CONTROL BOX WITH SAME CONDUCTORS. ENSURE ALL WIRING AND CONNECTIONS ARE RELOCATED TO ACCOMMODATE BLEACHERS.

2. AT LOCATIONS INDICATED, WHERE CONDUITS WERE CUT BACK, PROVIDE A JUNCTION BOX FOR ALL CONDUITS. PROVIDE NEW CONDUIT OF SAME SIZE TO RUN UP OUT OF JUNCTION BOX, 6' ABOVE CURRENT LOCATION, AND OVER TO OTHER JUNCTION BOX. COORDINATE FINAL HEIGHT OF NEW CONDUITS WITH BLEACHER INSTALLER SO THAT CONDUITS ARE OUT OF THE WAY OF BLEACHERS. ONCE CONDUIT WORK IS COMPLETE, REWORK/EXTEND ALL WIRING WITHIN NEW CONDUIT SYSTEM. PROVIDE NEW WIRING IN KIND WHERE EXISTING WIRING WILL NOT EXTEND.

3. PROVIDE DUPLEX RECEPTACLES AT LOCATIONS INDICATED, 260" A.F.F. RECEPTACLES TO BE USED FOR VIDEO SCOREBOARD.

4. PROVIDE SINGLE GANG JUNCTION BOX AT LOCATIONS INDICATED, 260" A.F.F. PROVIDE JUCTION BOX WITH 1-1/4" CONDUIT NIPPLE AT BOTTOM. JUNCTION BOX TO BE USED FOR ETHERNET CONNECTIONS TO VIDEO SCOREBOARD.

5. PROVIDE DUPLEX RECEPTACLE AND DATA JACK AT LOCATIONS INDICATED, 18" A.F.F. DEVICES TO BE USED FOR SCORERS TABLE.

6. PROVIDE A DUPLEX RECEPTACLE AND DATA JACK AT LOCATIONS INDICATED. DUPLEX RECEPTACLE AND JUNCTION BOX TO BE MOUNTED WITHIN VIDEO SCOREBOARD EQUIPMENT RACK. COORDINATE FINAL PLACEMENT OF DEVICES WITH SCOREBOARD INSTALLER.

7. PROVIDE (2) 1-1/4" CONDUITS FROM JUNCTION BOX AT SCOREBOARD EQUIPMENT RACK, OUT TO JUNCTION BOXES AT VIDEO SCOREBOARD. CONDUITS TO CONNECT TO EACH JUNCTION BOX FOR ETHERNET PATHWAY FROM EQUIPMENT RACK TO SCOREBOARD.

8. PROVIDE SINGLE GANG JUNCTION BOX AT LOCATIONS INDICATED, 260" A.F.F. FOR USE WITH SPEAKER CABINETS. COORDINATE FINAL PLACEMENT LOCATION AND HEIGHT WITH SYSTEM INSTALLER.

9. PROVIDE 1" CONDUIT FROM SPEAKER LOCATION TO SPEAKER LOCATION AS INDICATED. CONDUIT TO BE USED FOR SPEAKER WIRING.

10. PROVIDE OPERATING POINT JUNCTION BOX AT LOCATION INDICATED, 260" A.F.F. PROVIDE 1" CONDUIT FROM OPERATING POINT JUNCTION BOX TO EQUIPMENT RACK LOCATION JUNCTION BOX. COORDINATE FINAL PLACEMENT WITH SYSTEM INSTALLER.

KEY PLAN:

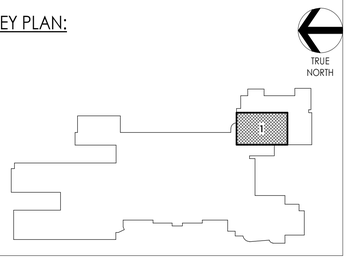

CPL | Architecture Engineering Planning
50 Front Street Suite 202,
Newburgh, NY 12550
CPLteam.com

SOUTH ORANGETOWN Central School District
Capital Improvements Bond
Essential Infrastructure for Student Health, Safety and Success

PROJECT INFORMATION

Project Number
14457.20

Client Name
SOUTH ORANGETOWN CENTRAL SCHOOL DISTRICT

Project Name
PHASE 1: 2022 BOND

District Office Address
160 VAN WYCK RD.
BLAUVELT, NY 10913

SOUTH ORANGETOWN CSD
- ☐ WILLIAM O. SCHAEFER SED#:50-03-01-06-0-012-019
- ☐ COTTAGE LANE ELEMENTARY SED#:50-03-01-06-0-010-022
- ■ TAPPAN ZEE HIGH SCHOOL SED#:50-03-01-06-0-006-032
- ☐ WILLIAM O. SCHAEFER S&L SED#: 50-03-01-06-0-012-020
- ☐ COTTAGE LANE S&L SED#: 50-03-01-06-0-010-023
- ☐ COTTAGE LANE LIBRARY S&L SED#: 50-03-01-06-8-023-002
- ☐ WOS OUTDOOR CLASSROOM SED#: 50-03-01-06-7-053-001
- ☐ SOMS OUTDOOR CLASSROOM SED#: 50-03-01-06-7-056-001
- ☐ CLE OUTDOOR CLASSROOM SED#: 50-03-01-06-7-054-001
- ☐ TZHS OUTDOOR CLASSROOM SED#: 50-03-01-06-7-055-001

PROJECT ISSUE & REVISION SCHEDULE

vv	Date	Description

PROFESSIONAL STAMPS

NEW YORK STATE EDUCATION STATEMENT
IT IS A VIOLATION OF THE NEW YORK STATE EDUCATION LAW AND THE COMMISSIONER'S REGULATIONS FOR ANY PERSON, UNLESS ACTING UNDER THE DIRECTION OF A LICENSED ARCHITECT, ENGINEER OR SURVEYOR, TO ALTER IN ANY WAY AN ITEM BEARING THE SEAL OF AN ARCHITECT, ENGINEER OR SURVEYOR IS ALTERED. THE ALTERING PARTY SHALL APPLY TO THE ITEM THEIR SEAL AND THE NOTATION "ALTERED BY" FOLLOWED BY THEIR SIGNATURE AND THE DATE OF SUCH ALTERATION, AND A SPECIFIC DESCRIPTION OF THE ALTERATION.

SHEET INFORMATION

Issued	Scale
10/18/23	1/8" = 1'-0"

Project Status
BID DOCUMENTS

Drawn By	Checked By
MAY	JBT

Drawing Title
FIRST FLOOR ELECTRICAL NEW WORK PLAN

Drawing Number
TZHS
E200

10/18/2023 8:36:14 AM <project location> REVIT PROJECT FILES ON BIM360

GENERAL NOTES

A. FOR ALL 120V DEVICES SHOWN, WIRE WITH (2)#12, #12G IN 3/4"C AND CONNECT TO A NEW 20A/1P CIRCUIT BREAKER IN PANEL LPB-1A TO CIRCUIT INDICATED ADJACENT TO DEVICE.

B. PROVIDE NEW 20-AMP, 1-POLE CIRCUIT BREAKER IN PANEL LPB-1A AT SPACE INDICATED. CIRCUIT BREAKER TO MATCH PANEL AIC RATING, AND BE UL LISTED AND LABELED FOR USE IN THIS PANEL.

C. ANY CIRCUIT OVER 100' SHALL BE WIRED WITH #10 THHN.

D. ALL SYSTEMS CABLING SHALL BE RUN IN FREE-AIR AND SUPPORTED ABOVE CEILINGS VIA J-HOOKS. J-HOOKS NOT TO EXCEED 5-0" SPACING.

E. REFER TO DRAWING GEN-E800 FOR DETAILS.

KEY NOTES

1. PROVIDE NEW LOCKDOWN HORN, BLUE LIGHT STROBE, AND DATA JACK ON BOTTOM SIDE OF ROOF STRUCTURE. CONDUIT SHALL FOLLOW ROOF STRUCTURE UP TO DEVICE LOCATIONS. WIRELESS ACCESS POINT BY OWNER. REFER TO T-SERIES DRAWINGS FOR SPECIFICATIONS.

2. PROVIDE 1" CONDUITS (TOTAL OF 5) FOR POWER, LIGHTING, DATA, AND LOCKDOWN SYSTEMS FROM INTERIOR OF BUILDING, ABOVE FINISHED CEILING, OUT TO NEW OUTDOOR CLASSROOM LOCATION. CONDUITS TO EXIT CLASSROOM ABOVE CIELING AND DOWN EXTERIOR OF BUILDING TO BELOW GRADE, THEN ON TO OUTDOOR CLASSROOM. CONDUITS TO RUN UP STRUCTURE TO ROOF THEN DISTRIBUTE TO INDIVIDUAL DEVICES. FIELD PAINT CONDUITS TO MATCH STRUCTURE.

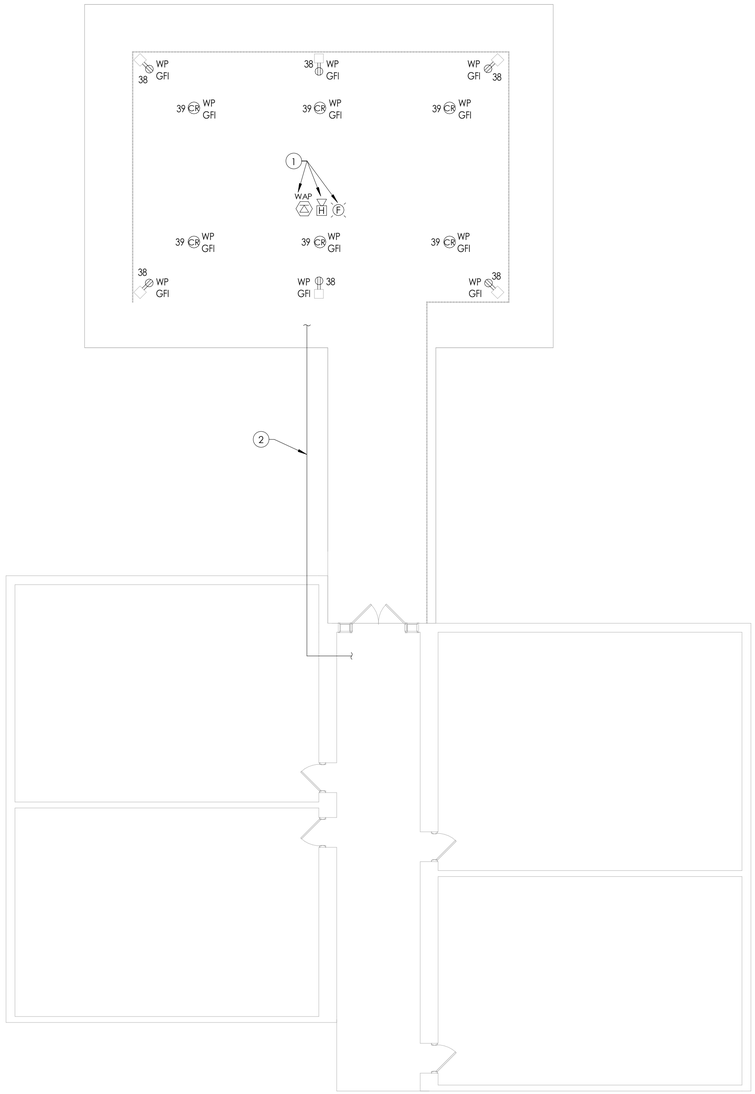

1 / E201 **FIRST FLOOR NEW WORK PLAN**
1/8" = 1'-0"

KEY PLAN:

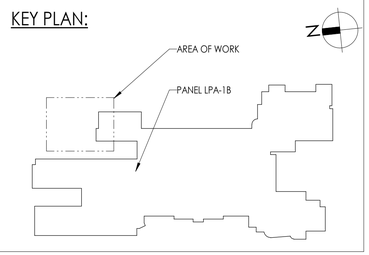

CPL | Architecture Engineering Planning
50 Front Street Suite 202,
Newburgh, NY 12550
CPLteam.com

SOUTH ORANGETOWN Central School District
Capital Improvements Bond
Essential Infrastructure for Student Health, Safety and Success

PROJECT INFORMATION

Project Number
14457.20

Client Name
SOUTH ORANGETOWN CENTRAL SCHOOL DISTRICT

Project Name
PHASE 1: 2022 BOND

District Office Address
160 VAN WYCK RD.
BLAUVELT, NY 10913

SOUTH ORANGETOWN CSD
- ☐ WILLIAM O. SCHAEFER SED# 50-03-01-06-0-012-019
- ☐ COTTAGE LANE ELEMENTARY SED#:50-03-01-06-0-010-022
- ☐ TAPPAN ZEE HIGH SCHOOL SED#:50-03-01-06-0-006-032
- ☐ WILLIAM O. SCHAEFER S&L SED#: 50-03-01-06-0-012-020
- ☐ COTTAGE LANE S&L SED#: 50-03-01-06-0-010-023
- ☐ COTTAGE LANE LIBRARY S&L SED#: 50-03-01-06-8-023-002
- ☐ WOS OUTDOOR CLASSROOM SED#: 50-03-01-06-7-053-001
- ☐ SOMS OUTDOOR CLASSROOM SED#: 50-03-01-06-7-056-001
- ☐ CLE OUTDOOR CLASSROOM SED#: 50-03-01-06-7-054-001
- ■ TZHS OUTDOOR CLASSROOM SED#: 50-03-01-06-7-055-001

PROJECT ISSUE & REVISION SCHEDULE

vv	Date	Description

PROFESSIONAL STAMPS

NEW YORK STATE EDUCATION STATEMENT

IT IS A VIOLATION OF THE NEW YORK STATE EDUCATION LAW AND THE COMMISSIONER'S REGULATIONS FOR ANY PERSON, UNLESS ACTING UNDER THE DIRECTION OF A LICENSED ARCHITECT, ENGINEER OR LAND SURVEYOR, TO ALTER AN ITEM IN ANY WAY. IF AN ITEM BEARING THE SEAL OF AN ARCHITECT, ENGINEER OR SURVEYOR IS ALTERED, THE ALTERING PARTY SHALL AFFIX TO THE ITEM THEIR SEAL AND THE NOTATION "ALTERED BY" FOLLOWED BY THEIR SIGNATURE AND THE DATE OF SUCH ALTERATION, AND A SPECIFIC DESCRIPTION OF THE ALTERATION.

SHEET INFORMATION

Issued	Scale
10/18/23	AS NOTED

Project Status
BID DOCUMENTS

Drawn By	Checked By
MAY	JBT

Drawing Title
FIRST FLOOR NEW WORK PLAN

Drawing Number
TZHS
E201

10/17/2023 10:48:13 AM <project location> REVIT PROJECT FILES ON BIM360

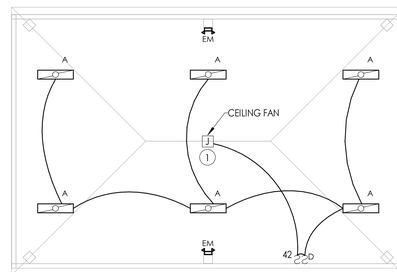

1 E300 **FIRST FLOOR LIGHTING PLAN**

1/8" = 1'-0"

GENERAL NOTES

A. FOR ALL 120V DEVICES SHOWN, WIRE WITH (2)#12, #12G IN 3/4"C AND CONNECT TO A NEW 20A/1P CIRCUIT BREAKER IN PANEL LPB-1A TO CIRCUIT INDICATED ADJACENT TO DEVICE.

B. PROVIDE NEW 20-AMP, 1-POLE CIRCUIT BREAKER IN PANEL LPB-1A AT SPACE INDICATED. CIRCUIT BREAKER TO MATCH PANEL AIC RATING, AND BE UL LISTED AND LABELED FOR USE IN THIS PANEL.

C. ANY CIRCUIT OVER 100' SHALL BE WIRED WITH #10 THHN.

D. ALL FIXTURES INDICATED WITH "EM" DESIGNATION SHALL HAVE EMERGENCY BATTERY BACKUP.

E. FIXTURE TYPE MARK IS INDICATED ADJACENT TO NEW LIGHT FIXTURES. REFER TO LUMINAIRE SCHEDULE ON ON THIS DRAWING FOR FIXTURE DESCRIPTIONS AND NOTES.

F. REFER TO DRAWING E201 FOR CONDUIT/WIRE TO OUTDOOR CLASSROOM.

KEY NOTES

1. PROVIDE BIG ASS FAN MODEL ESSENCE (OR EQUAL) IN 8 FOOT DIAMETER AT LOCATION INDICATED. PROVIDE WITH MOUNTING KITS TO MOUNT TO STRUCTURE. PROVIDE WITH WIRED WALL CONTROLLER AT LOCATION INDICATED BY SWITCH. CONNECT TO CIRCUIT INDICATED. FIELD PAINT CONDUITS TO MATCH STRUCTURE.

LUMINAIRE SCHEDULE

MARK	DESCRIPTION	DESIGN MAKE	MODEL NUMBER	VOLTS	LAMP		REMARKS:
					WATTS	TEMPERATURE	
A	1X4 SURFACE MOUNTED LED TROFFER	CURRENT LIGHTING	91L-P-D-2-STD-4-04-SOF-C5-40K-D100-D01-1C-UNV-H72	UNV	48	4000K	1
X	LED EXIT SIGN	CURRENT LIGHTING	CEWSRE	UNV	3		2,3

REMARKS:

1. FIXTURES TO BE MOUNTED TO UNDERSIDE OF ROOF. PROVIDE ALL MOUNTING HARDWARE NECESSARY.
2. ALL FIXTURES SHOWN WITH AN "EM" DESIGNATION INDICATES AND EMERGENCY FIXTURE. PROVIDE EMERGENGY BATTERY BACKUP FOR EACH FIXTURE INDICATED.
3. ALL "EM" BATTERY BACKUPS WITHIN FIXTURE SHALL BE WIRED TO THE UNSWITCHED HOT LEG OF THE CIRCUIT FEEDING IT.

KEY PLAN:

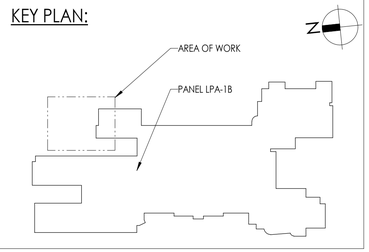

CPL | Architecture Engineering Planning
50 Front Street Suite 202,
Newburgh, NY 12550
CPLteam.com

SOUTH ORANGETOWN Central School District

Capital Improvements Bond

Essential Infrastructure for Student Health, Safety and Success

PROJECT INFORMATION

Project Number
14457.20

Client Name
SOUTH ORANGETOWN CENTRAL SCHOOL DISTRICT

Project Name
PHASE 1: 2022 BOND

District Office Address
160 VAN WYCK RD.
BLAUVELT, NY 10913

SOUTH ORANGETOWN CSD

- ☐ WILLIAM O. SCHAEFER SED#:50-03-01-06-0-012-019
- ☐ COTTAGE LANE ELEMENTARY SED#:50-03-01-06-0-010-022
- ☐ TAPPAN ZEE HIGH SCHOOL SED#:50-03-01-06-0-006-032
- ☐ WILLIAM O. SCHAEFER S&L SED#: 50-03-01-06-0-012-020
- ☐ COTTAGE LANE S&L SED#: 50-03-01-06-0-010-023
- ☐ COTTAGE LANE LIBRARY S&L SED#: 50-03-01-06-8-023-002
- ☐ WOS OUTDOOR CLASSROOM SED#: 50-03-01-06-7-053-001
- ☐ SOMS OUTDOOR CLASSROOM SED#: 50-03-01-06-7-056-001
- ☐ CLE OUTDOOR CLASSROOM SED#: 50-03-01-06-7-054-001
- ■ EHS OUTDOOR CLASSROOM SED#: 50-03-01-06-7-055-001

PROJECT ISSUE & REVISION SCHEDULE

vv	Date	Description

PROFESSIONAL STAMPS

NEW YORK STATE EDUCATION STATEMENT

IT IS A VIOLATION OF THE NEW YORK STATE EDUCATION LAW AND THE COMMISSIONER'S REGULATIONS FOR ANY PERSON, UNLESS ACTING UNDER THE DIRECTION OF A LICENSED ARCHITECT, ENGINEER OR LAND SURVEYOR, TO ALTER AN ITEM IN ANY WAY. IF AN ITEM BEARING THE SEAL OF AN ARCHITECT, ENGINEER OR SURVEYOR IS ALTERED, THE ALTERING PARTY SHALL AFFIX TO THE ITEM THEIR SEAL AND THE NOTATION "ALTERED BY" FOLLOWED BY THEIR SIGNATURE AND THE DATE OF SUCH ALTERATION, AND A SPECIFIC DESCRIPTION OF THE ALTERATION.

SHEET INFORMATION

Issued	Scale
10/18/23	As indicated

Project Status
BID DOCUMENTS

Drawn By	Checked By
MAY	JBT

Drawing Title
FIRST FLOOR LIGHTING PLAN

Drawing Number
TZHS
E300

10/18/2023 9:54:51 AM <project location> REVIT PROJECT FILES ON BIM360

COMMUNICATIONS SYSTEMS

WAP	CEILING MOUNTED WIRELESS ACCESS POINT
WAP	WALL MOUNTED WIRELESS ACCESS POINT
ANT	EXTERIOR MOUNTED ANTENNA
#	COMMUNICATIONS OUTLET AND (#) NUMBER OF NETWORK JACKS
#	EXISTING COMMUNICATIONS OUTLET AND (#) NUMBER OF JACKS
	EXISTING COMMUNICATIONS OUTLET TELEPHONE OR NETWORK TO BE REMOVED INCLUDING ASSOCIATED CABLING BACK TO SOURCE.
#	CEILING COMMUNICATIONS OUTLET AND (#) NUMBER OF NETWORK JACKS
TEL YZ	TEXT ADJACENT TO TELEPHONE SYMBOL INDICATES PHONE MOUNTING/PLACEMENT (Y) AND PHONE TYPE (Z). REFER TO LIST BELOW FOR DEFINITIONS

W	WALL MOUNTED DEVICE
D	DESK PLACEMENT
A	ANALOG LINE
ELV	ELEVATOR LINE
FAX	FAX LINE
KEM	KEY EXPANSION MODULE
B	BASIC TYPE PHONE (ANALOG)
B-IP	BASIC TYPE PHONE (IP)
C	CONFERENCE TYPE PHONE
E	ENHANCED TYPE PHONE
O	OFFICE TYPE PHONE
S	STANDARD TYPE PHONE
V	VIDEO TYPE PHONE
CBE	CALL BOX ENCLOSURE

	2 POST DATA RACK
LAN W	DATA CABINET - "W" INDICATES WALL MOUNT
	4 POST DATA RACK
	CABLE LADDER RACK
MTGB	MAIN TELECOMMUNICATIONS GROUNDING BUS BAR
TGB	TELECOMMUNICATIONS GROUNDING BUS BAR
UT	UNDERGROUND TELECOMMUNICATIONS CONDUITS
E	EXISTING DATA CABLE

AUDIO VISUAL LEGEND

AV	AUDIO VIDEO INPUT
ED S	COMBINATION CLOCK/SPEAKER DIGITAL EMERGENCY DISPLAY
ED	DIGITAL EMERGENCY DISPLAY L= LARGE DISPLAY DS= DOUBLE SIDED LARGE DISPLAY PE= PROTECTIVE ENCLOSURE
S	IP SPEAKER - CEILING TYPE
S A	ANALOG CEILING SPEAKER
H	ANALOG HORN
S	IP SPEAKER - WALL TYPE
S A	ANALOG WALL SPEAKER
NAC	NOTIFICATION APPLIANCE CIRCUIT BOOSTER
V	VOLUME CONTROL
	CLOCK
S	COMBINATION CLOCK/SPEAKER
PA	PA SYSTEM RACK
HDMI	HDMI JACK AND ASSOCIATED HDMI CABLE
USB	USB JACK (RJ45) AND ASSOCIATED CAT 6 CABLE

SECURITY LEGEND

CR	CARD READER
DACP	DOOR ACCESS CONTROL PANEL
DRB	DOOR RELEASE BUTTON
DC	DOOR CONTACT F=FLOOR TYPE
EDS	ELECTRIC DOOR STRIKE
ELR	ELECTRIC LATCH RETRACTION
IC	INTERCOM STATION
PS	POWER SUPPLY
RIM	READER INTERFACE MODULE
RL	READER LOCK
REX	REQUEST TO EXIT
ALM	ALARM
IDCP	INTRUSION DETECTION CONTROL PANEL
KP	KEYPAD
MD	MOTION DETECTOR
	PANIC BUTTON
M	MONITOR
SC A B XX-YY	SECURITY CAMERA A: W=WALL MOUNT, C=CEILING MOUNT B: CAMERA TYPE/PACKAGE IN SPECIFICATIONS LENS VIEW XX-YY: CAMERA IDENTIFIER XX=FACILITY, YY=CAMERA NUMBER
VIC	VIDEO INTERCOM STATION
PS	VIDEO INTERCOM STATION

EXISTING, NEW, REMOVAL NOTATION LEGEND

– – – – –	DASHED AND / OR HATCHED INDICATES EXISTING EQUIPMENT TO BE REMOVED
(light line)	SOLID LIGHT INDICATES EXISTING TO REMAIN EQUIPMENT
(heavy line)	HEAVY & SOLID INDICATES EQUIPMENT TO BE PROVIDED NEW
(E)	EXISTING EQUIPMENT TO REMAIN. MAINTAIN EXISTING ELECTRICAL CONNECTIONS UNLESS OTHERWISE NOTED
(RE)	EXISTING EQUIPMENT TO BE REMOVED AND RELOCATED AS SHOWN. DISCONNECT AND REMOVE, REINSTALL AT NEW LOCATION AND RECONNECT ITEM AS REQUIRED
(R)	EXISTING EQUIPMENT TO BE REMOVED AND REPLACED WITH NEW.

GENERAL ABBREVIATIONS

A	AMPERES
ACLG	ABOVE CEILING
ADA	AMERICANS WITH DISABILITIES ACT
AFF	ABOVE FINISH FLOOR
AFG	ABOVE FINISH GRADE
AHJ	AUTHORITY HAVING JURISDICTION
AIC	AMPERE INTERRUPTING CAPACITY
ANSI	AMERICAN NATIONAL STANDARDS INSTITUTE
ATS	AUTOMATIC TRANSFER SWITCH
BFG	BELOW FINISH GRADE
BLDG	BUILDING
BMS	BUILDING MANAGEMENT SYSTEM (BY M.C.)
C	CONDUIT
CB	CIRCUIT BREAKER
CBE	CALL BOX ENCLOSURE
CBM	CERTIFIED BALLAST MANUFACTURERS
CLF	CURRENT LIMITING FUSE
CU	COPPER
DWG	DRAWING
EC	ELECTRICAL CONTRACTOR
EM	EMERGENCY
EMT	ELECTRICAL METALLIC TUBING
ERGB	ELECTRICAL ROOM GROUND BAR
EWC	ELECTRIC WATER COOLER
F	FUSE
FA	FIRE ALARM
FDP	FIBER DISTRIBUTION PANEL
FLA	FULL LOAD AMPERES
FT	FEET
GFCI	GROUND-FAULT CIRCUIT INTERRUPTER
GFI	GROUND-FAULT INTERRUPTER
GND,G	GROUND OR GROUNDING
HOA	HAND, OFF, AUTOMATIC SWITCH
IDF	INTERMEDIATE DISTRIBUTION FRAME (DATA RACK)
IEEE	INSTITUTE OF ELECTRICAL AND ELECTRONIC ENGINEERS
IP	INTERNET PROTOCOL
KCMIL	THOUSAND CIRCULAR MILS
KVA	KILOVOLT AMPERES
KW	KILOWATTS
LTG	LIGHTING
LPM	LIGHTNING PROTECTION MODULE
MCB	MAIN CIRCUIT BREAKER
MCC	MOTOR CONTROL CENTER
MCP	MOTOR CIRCUIT PROTECTOR
MDF	MAIN DISTRIBUTION FRAME (DATA RACK)
MISC	MISCELLANEOUS
MLO	MAIN LUGS ONLY
MMF	MULTI MODE FIBER
MTGB	MAIN TELECOMMUNICATIONS GROUND BAR
NC	NORMALLY CLOSED
NEC	NATIONAL ELECTRIC CODE
NEMA	NATIONAL ELECTRICAL MANUFACTURES ASSOCIATION
NF	NON FUSED
NFPA	NATIONAL FIRE PROTECTION ASSOCIATION
NIC	NOT IN CONTRACT
NO	NORMALLY OPEN OR NUMBER
NTS	NOT TO SCALE
P	POLE
PE	PROTECTIVE ENCLOSURE
PH	PHASE
PNL	PANEL
PVC	POLYVINYL CHLORIDE
PWR	POWER
PS	POWER SUPPLY
QTY	QUANTITY
RGS	RIGID GALVANIZED STEEL
SMF	SINGLE MODE FIBER
SP	SPARE
SS	SAFETY SWITCH
ST	SHUNT TRIP
SW	SWITCH
SYM	SYMMETRICAL
TEL	TELEPHONE
TGB	TELECOMMUNICATIONS GROUND BAR
TIDF	TELECOMMUNICATIONS INTERMEDIATE DISTRIBUTION FRAME
TMDF	TELECOMMUNICATIONS MAIN DISTRIBUTION FRAME
TSR	TELECOM SERVICE ROOM
TYP	TYPICAL
UG	UNDERGROUND OR UNDERGRADE
UL	UNDERWRITERS LABORATORIES
UON, UNO	UNLESS OTHERWISE NOTED, UNLESS NOTED OTHERWISE
V	VOLT
VIF	VERIFY IN FIELD
VP	VANDAL PROOF
W	WIRE
WG	WIRE GUARD
WP	WEATHER PROOF
XFMR	TRANSFORMER
XP	EXPLOSION PROOF
Δ	DELTA
⌣	WYE
Ø	PHASE

GENERAL DEMOLITION NOTES

A. WHEN EXISTING CONSTRUCTION, WHICH IS TO REMAIN, IS DAMAGED DURING THE COURSE OF REMOVAL AS A RESULT OF THE CONTRACTOR'S WORK, IT SHALL BE REPAIRED AND/OR REPLACED WITH SIMILAR OR LIKE MATERIALS, AS MUCH AS POSSIBLE, SUBJECT TO THE OWNERS APPROVAL. THE CONTRACTOR IS RESPONSIBLE FOR THE REMOVAL AND REPLACEMENT OF EXISTING CONSTRUCTION IN THE WAY OF DIVISION 26, 27 & 28 NEW WORK. PROTECT BUILDING AND FURNISHINGS FROM DAMAGE.

B. COORDINATE PHASING OF WORK WITH OWNER'S AUTHORIZED REPRESENTATIVE. IT IS THE REQUIREMENT OF THE PROJECT THAT THE CONSTRUCTION WORK BE PHASED TO FACILITATE MINIMUM IMPACT TO THE NORMAL OPERATION OF THE FACILITY. IT IS THE RESPONSIBILITY OF THE CONTRACTOR TO THOROUGHLY REVIEW THE GENERAL CONDITIONS AND THE BID DOCUMENTS FOR THE PHASING REQUIREMENTS. IT IS THE RESPONSIBILITY OF THE CONTRACTOR TO PROVIDE FOR ALL TEMPORARY SERVICES TO FACILITY PHASING REQUIREMENTS WITHOUT INTERRUPTION OF THE COMMUNICATION AND SECURITY SYSTEMS.

C. EXISTING CONDITIONS ARE TAKEN FROM FIELD OBSERVATIONS AND PRIOR CONSTRUCTION DOCUMENTS WHEN AVAILABLE AND ARE NOT GUARANTEED. PRIOR TO SUBMITTING BID, CONTRACTOR IS TO VISIT SITE AND IDENTIFY EXISTING CONDITIONS AND DIFFICULTIES THAT WILL AFFECT THE REMOVAL WORK. NO COMPENSATION WILL BE GRANTED FOR ADDITIONAL WORK CAUSED BY UNFAMILIARITY WITH SITE CONDITIONS THAT ARE VISIBLE OR READILY CONSTRUED BY EXPERIENCED OBSERVERS. THIS CONTRACTOR SHALL PARTICIPATE IN SURVEY OF THE EXISTING COMMUNICATION AND SECURITY SYSTEMS. THE CONTRACTOR SHALL DISCONNECT AND CAP ALL SERVICE LINES TO BE DISCONNECTED FOR THOSE SERVICES WHICH NORMALLY ARE INCLUDED IN THIS FIELD OF WORK. PARTICULAR CARE SHALL BE TAKEN TO AVOID CREATING HAZARD OR CAUSING DISRUPTION IN ADJOINING AREAS. NOT ALL DEVICES TERMINATIONS, JUNCTION BOXES AND WIRING HAVE BEEN SHOWN FOR DRAWING CLARITY.

D. REFER TO ALL OTHER TRADES CONTRACT DRAWINGS AND SPECIFICATIONS FOR EXACT QUANTITIES AND LOCATIONS OF ALL EQUIPMENT BEING ABANDONED OR REMOVED, WHICH WILL REQUIRE DE-ENERGIZING OF EQUIPMENT, REMOVAL AND BLANK-OFF BY THE DIVISION 26 CONTRACTOR.

E. DISCONNECT AND REMOVE EXISTING COMMUNICATION AND SECURITY EQUIPMENT AND ASSOCIATED CONTROLS, BOXES, CONDUIT, WIRE, ETC. WHERE INDICATED OR WHERE LOCATED ON OR WITHIN WALLS, CEILINGS OR FLOORS TO BE REMOVED, UNLESS OTHERWISE INDICATED. REMOVE CIRCUITS BACK TO THEIR ORIGIN UNLESS OTHERWISE REQUIRED FOR EXISTING EQUIPMENT TO REMAIN. OPERATION AND CIRCUITING OF EQUIPMENT TO REMAIN SHALL NOT BE ALTERED DUE TO THE REMOVALS.

F. MAINTAIN AND RESTORE, IF INTERRUPTED BY REMOVALS OR IN PATH OF NEW CONSTRUCTION, ALL CIRCUITS, CONDUITS AND FEEDERS PASSING THROUGH AND SERVING UNDISTURBED AREAS (SHOWN OR NOT SHOWN).

G. ALL EXISTING CONDUITS STUBBED THROUGH FLOOR SERVING ITEMS TO BE REMOVED AND NOT SHOWN OR REQUIRED TO BE REUSED, SHALL BE CUT OFF FLUSH WITH SLAB, LEVEL WITH CONCRETE.

H. IN ANY AREA REQUIRING THE PERFORMANCE OF ANY TRADE'S WORK, DIVISION 26, 27 & 28 CONTRACTOR SHALL CAREFULLY REMOVE AND STORE ANY OR ALL COMMUNICATION AND SECURITY ITEMS IN PATH OF WORK, REINSTALLING AND RECONNECTING SAME AS REQUIRED, IN ACCORDANCE WITH THE PLANS AND/OR AS DIRECTED AFTER COMPLETION OF OTHER TRADE'S WORK IN THAT AREA.

I. INVENTORY MAJOR COMMUNICATION AND SECURITY ITEMS THAT ARE REMOVED AND PROVIDE A LIST TO THE OWNER FOR THEIR SELECTION OF ITEMS TO BE RETAINED. ALL ITEMS REJECTED BY THE OWNER SHALL BECOME THE PROPERTY OF THE CONTRACTOR AND SHALL BE REMOVED FROM THE SITE. ALL EQUIPMENT INDICATED TO BE TURNED OVER TO THE OWNER SHALL BE DISCONNECTED AND REMOVED FROM THE EXISTING SYSTEMS IN GOOD WORKING CONDITION AND DELIVERED (INCLUDING LOADING AND UNLOADING) TO A STORAGE AREA WITHIN THE BUILDING AS SELECTED BY THE OWNER. IT WILL BE THE RESPONSIBILITY OF THE CONTRACTOR TO REPAIR ANY EQUIPMENT DAMAGED DURING REMOVAL AND DELIVERY FOR STORAGE. ANY DAMAGE TO EQUIPMENT PRIOR TO DISCONNECTING SHOULD BE REPORTED TO THE OWNER'S REPRESENTATIVE. IF NOT REPORTED, THE CONTRACTOR TAKES FULL RESPONSIBILITY FOR REPAIRS TO THE EQUIPMENT.

J. IT IS THE RESPONSIBILITY OF THE CONTRACTOR TO REMOVE AND REPLACE EXISTING CEILINGS, UNLESS OTHERWISE NOTED ON THE DRAWINGS, FOR PERFORMING REMOVAL OR NEW WORK WITHIN THE BUILDING. THE EXISTING CEILINGS SHALL BE REMOVED IN A MANNER TO AVOID DAMAGE TO THE CEILING SYSTEMS. STORAGE OF CEILING SYSTEM COMPONENTS FOR REINSTALLATION IS THE RESPONSIBILITY OF THE CONTRACTOR. THE STORAGE OF ALL MATERIAL SHALL BE IN AREAS OR LOCATIONS APPROVED BY THE OWNER. THE STORAGE OF ALL MATERIAL IS THE RESPONSIBILITY OF THE CONTRACTOR. AFTER COMPLETION OF ALL REMOVAL OR NEW WORK, THE CONTRACTOR SHALL REINSTALL THE CEILING SYSTEMS TO MATCH THE ORIGINAL INSTALLATIONS. ANY CEILING SYSTEM COMPONENT DAMAGED DURING REMOVAL, STORAGE OR REINSTALLATION SHALL BE REPLACED WITH NEW AT NO EXPENSE TO THE OWNER.

K. UNLESS SHOWN ON THE DRAWINGS, IT IS THE RESPONSIBILITY OF THIS CONTRACT TO PATCH AND FINISH ALL EXISTING CONDUIT PENETRATIONS THROUGH FLOORS AND WALLS AFTER REMOVAL.

L. EXISTING COMMUNICATION AND SECURITY EQUIPMENT, ACCESSORIES, WIRING OR CONDUIT THAT WILL NOT BE UTILIZED FOR THE INSTALLATION OR OPERATION OF THE NEW COMMUNICATION AND SECURITY SYSTEM SHALL BE DISCONNECTED AND REMOVED. NO EQUIPMENT, ACCESSORIES, WIRING OR CONDUIT SHALL BE ABANDONED IN PLACE. IT IS THE RESPONSIBILITY OF THE CONTRACTOR TO REVIEW, TEST AND DOCUMENT THE OPERATION OF EXISTING COMMUNICATION AND SECURITY AND SPECIAL SYSTEMS SERVING RENOVATED AREAS AND SYSTEMS THAT MIGHT EXTEND OUTSIDE OF THE RENOVATED AREA TO PREVENT THE POSSIBILITY OF DAMAGE OR INTERRUPTION OF EXISTING SYSTEMS WHILE PERFORMING REMOVAL WORK. ALL COMMUNICATION AND SECURITY SYSTEMS SHALL BE FULLY INVESTIGATED BEFORE DISCONNECTING OF SYSTEMS TO AVOID INTERRUPTING AREAS OR SYSTEMS OUTSIDE THE INTENDED SCOPE. THE CONTRACTOR SHALL REVIEW ALL SHUT DOWNS AND REMOVAL REQUIREMENTS WITH THE OWNER. AFTER RENOVATING EXISTING ELECTRICAL WORK, THE CONTRACTOR SHALL ENSURE THAT ALL REMAINING AND NEW EQUIPMENT WILL OPERATE PROPERLY.

M. ALL COMMUNICATION AND SECURITY WORK INDICATED TO REMAIN SHALL BE SUITABLY PROTECTED TO PREVENT ANY DAMAGE.

GENERAL NOTES (APPLY TO ALL DRAWINGS)

A. SLEEVE AND SEAL ALL WALL AND FLOOR PENETRATIONS. PROVIDE FIRE STOPPING FOR ALL FIRE-RATED PENETRATIONS. UTILIZE REMOVABLE FIRESTOPPING MATERIAL AT CABLE TRAY PENETRATIONS. PROVIDE ACOUSTICAL SEALANT FOR ALL NON RATED PENETRATIONS. ALL FIRE RATINGS SHALL BE MAINTAINED.

B. MAINTAIN SERVICE CLEARANCES OF ALL EQUIPMENT.

C. COORDINATE EXACT LOCATION OF ALL CONDUIT ROUTES, EQUIPMENT AND DEVICES WITH EXISTING CONDITIONS PRIOR TO CONSTRUCTION.

D. MINIMUM CONDUIT SIZE SHALL BE 1" FOR TELECOMMUNICATIONS AND 1/2" FOR ALL OTHER CIRCUITS. PROVIDE NYLON PULL STRING IN ALL EMPTY CONDUITS.

E. PROVIDE CONDUIT/WIRING (CIRCUITING) AND REQUIRED EQUIPMENT CONNECTIONS TO ALL DEVICES/EQUIPMENT. PROVIDE AS PART OF THIS PROJECT. CONNECT TO CIRCUIT(S) AS INDICATED.

F. PROVIDE MATCHING BRANCH CIRCUITING AND FEEDERS TO RELOCATE EQUIPMENT, DEVICES, ETC., AND MAINTAIN FEED-THROUGH WIRING AND SYSTEMS TO REMAIN. PROVIDE CUTTING, PATCHING AND PAINTING TO MATCH SURROUNDING SURFACE UNLESS NOTED OTHERWISE.

G. PROVIDE INDIVIDUAL PUBLIC ADDRESS BRANCH CIRCUITING FROM EACH ROOM SPEAKER, AND ZONAL PUBLIC ADDRESS BRANCH CIRCUITING FROM EACH CORRIDOR/EXTERIOR SPEAKER TO INTERCOM & PAGING SYSTEM RACK. PROVIDE HARDWARE, PUNCH DOWN BLOCKS AND TESTING.

H. PROVIDE INDIVIDUAL TELEPHONE / DATA RACEWAY FROM EACH TELEPHONE / DATA OUTLET TO ACCESSIBLE CEILING; FIRE STOPPED AT RATED PENETRATIONS.

I. ALL WORK AND MATERIALS SHALL BE IN ACCORDANCE WITH THE LATEST EDITION OF NFPA CODES, FIRE CODE OF NEW YORK STATE, BUILDING CODE OF NEW YORK STATE AND NEW YORK STATE EDUCATION DEPARTMENT DESIGN STANDARDS AND AS REQUIRED BY ANY OTHER CODES, REGULATIONS AND LAWS OF LOCAL, STATE AND FEDERAL GOVERNMENTS AND OTHER AUTHORITIES WITH LAWFUL JURISDICTION. APPROVED FOR INTENDED SERVICE. ALL MATERIAL AND EQUIPMENT SHALL BE UL, NEMA, ANSI, IEEE, ADA & CBM.

J. INSTALL EQUIPMENT IN ACCORDANCE WITH THE MANUFACTURER'S RECOMMENDATIONS AND CONDITIONS FOR WARRANTY AND GUARANTEE. PROVIDE ALL ACCESSORIES REQUIRED FOR A COMPLETE AND SATISFACTORY INSTALLATION READY FOR CONTINUOUS USE.

K. EQUIPMENT OR MATERIALS SHALL BE NEW AND FOR ANY GIVEN SYSTEM BE A PRODUCT OF THE SAME MANUFACTURER, UNLESS NOTED OTHERWISE.

L. EXISTING SYSTEMS FEEDERS AND BRANCH CIRCUITS WHICH PASS THROUGH ALTERED AREAS AND SERVE OTHER AREAS SHALL BE MAINTAINED AS REQUIRED AND AS DIRECTED BY THE OWNER. THE CONTRACTOR SHALL BE RESPONSIBLE FOR LOCATING AND AVOIDING THESE FEEDERS AND BRANCH CIRCUITS. IF DISTURBED, THEY SHALL BE REPAIRED AND BROUGHT BACK ON-LINE AS SOON AS POSSIBLE AND AT THE CONTRACTORS EXPENSE.

M. COORDINATE ARRANGEMENT, MOUNTING AND SUPPORT OF ELECTRICAL CONDUIT TO ALLOW MAXIMUM POSSIBLE HEADROOM IN THE CEILING CAVITIES.

N. CUT AND PATCH BUILDING CONSTRUCTION AS REQUIRED. PROVIDE U.L. LISTED FIRE STOP METHODS FOR PENETRATIONS OF FIRE-RATED BUILDING COMPONENTS OR BARRIERS PER CONTRACT SPECIFICATIONS. WATERPROOF ALL EXTERIOR OUTDOOR PENETRATIONS. THIS WORK SHALL BE SUBJECT TO INSPECTION AND APPROVAL. OBTAIN WRITTEN AUTHORIZATION FROM PROJECTS' STRUCTURAL ENGINEER PRIOR TO PENETRATING OR CUTTING ANY STRUCTURAL COMPONENTS. EXCEPT AS NOTED IN SPECIFICATIONS, ALL CUTTING AND PATCHING OF BUILDING CONSTRUCTION REQUIRED TO ACCOMMODATE THE WORK OF THIS CONTRACT SHALL BE THE RESPONSIBILITY OF THE DIVISION 27 & 28 CONTRACTOR.

O. DIVISION 26, 27 & 28 CONTRACTOR SHALL FIELD VERIFY ALL EXISTING CONDITIONS AND DIMENSIONS PRIOR TO COMMENCEMENT OF ANY WORK OR SHOP FABRICATION. REQUIRED CHANGES TO WORK SHOWN ON CONSTRUCTION DRAWINGS SHALL BE APPROVED BY THE ENGINEER IN WRITING, OTHER TRADES AND OWNER AS REQUIRED PRIOR TO ANY CONSTRUCTION.

P. COORDINATE THE WORK OF THIS CONTRACT WITH THE WORK OF OTHER CONTRACTS. COORDINATE WITH THE GENERAL CONTRACTOR FOR ALL ROOF PENETRATIONS, SOFFITS, CHASES, AND PADS. COORDINATE WITH MECHANICAL AND PLUMBING CONTRACTORS, SPECIFICATIONS, AND SCHEDULES ON DRAWINGS FOR DETERMINATION OF RESPONSIBILITY TO FURNISH AND INSTALL ELECTRICAL COMPONENTS OF MECHANICAL EQUIPMENT. COORDINATE SHUTDOWN OF EXISTING SYSTEMS WITH OWNER AND OTHER TRADES.

Q. DIVISION 26, 27 & 28 CONTRACTOR SHALL PROVIDE NECESSARY SUPPORT FRAMING, STIFFENERS, BRACING, AND HANGERS WHETHER SHOWN OR NOT TO ENSURE A COMPLETE AND DURABLE SYSTEM. SUPPORT FRAMING CONNECTIONS SHALL BE WELDED UNLESS SPECIFICALLY SHOWN OTHERWISE. ACTUAL SUPPORTS MAY VARY FROM THOSE SHOWN IN DETAILS AND AS REQUIRED FOR EQUIPMENT TO BE FURNISHED OR FOR EXISTING FIELD CONDITIONS.

CPL | Architecture Engineering Planning
50 Front Street Suite 202,
Newburgh, NY 12550
CPLteam.com

SOUTH ORANGETOWN Central School District
Capital Improvements Bond
Essential Infrastructure for Student Health, Safety and Success

PROJECT INFORMATION

Project Number
14457.20

Client Name
SOUTH ORANGETOWN CENTRAL SCHOOL DISTRICT

Project Name
PHASE 1: 2022 BOND

District Office Address
160 VAN WYCK RD.
BLAUVELT, NY 10913

SOUTH ORANGETOWN CSD
- WILLIAM O. SCHAEFER SED#: 50-03-01-06-0-012-020
- COTTAGE LANE ELEMENTARY SED#: 50-03-01-06-0-010-023
- COTTAGE LANE ELEMENTARY LIBRARY SED#: 50-03-01-06-8-023-002

PROJECT ISSUE & REVISION SCHEDULE

No.	Date	Description

..\..\..\Mater ECC Official Logo No Shading 08-26-22.png

PENFIELD, NY / RALEIGH, NC
(585) 377-1850
WWW.ECCTECHNOLOGIES.COM

PROFESSIONAL STAMPS

NEW YORK STATE EDUCATION STATEMENT
IT IS A VIOLATION OF THE NEW YORK STATE EDUCATION LAW AND THE COMMISSIONER REGULATIONS FOR ANY PERSON, UNLESS ACTING UNDER THE DIRECTION OF A LICENSED ARCHITECT, ENGINEER OR LAND SURVEYOR, TO ALTER AN ITEM IN ANY WAY. IF AN ITEM BEARING THE SEAL OF AN ARCHITECT, ENGINEER OR SURVEYOR IS ALTERED, THE ALTERING PARTY SHALL AFFIX TO THE ITEM THEIR SEAL AND THE NOTATION "ALTERED BY" FOLLOWED BY THEIR SIGNATURE AND THE DATE OF SUCH ALTERATION, AND A SPECIFIC DESCRIPTION OF THE ALTERATION.

SHEET INFORMATION

Issued: 10/18/23	Scale: AS NOTED
Project Status: BID DOCUMENTS	
Drawn By: AH	Checked By: BH

Drawing Title
SYMBOLS & ABBREVIATIONS

Drawing Number
T000

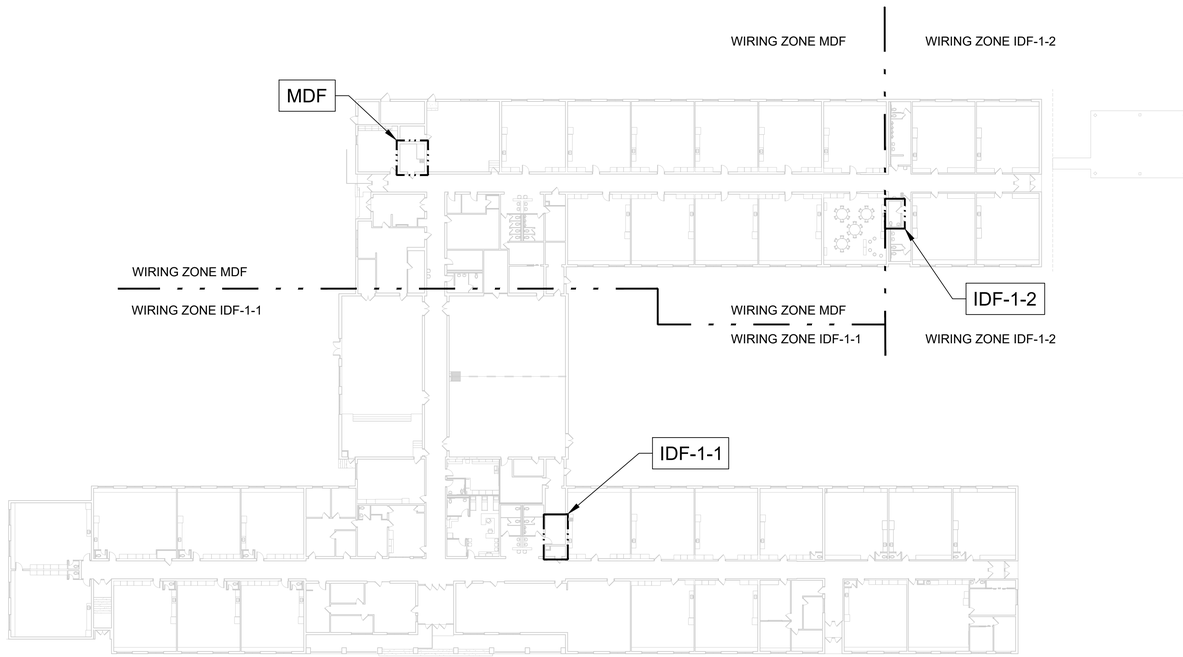

1
T001
FIRST FLOOR KEY PLAN
SCALE: 1/32" = 1'-0"

KEY PLAN

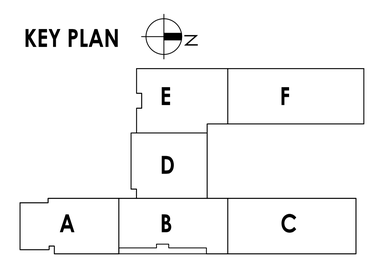

CPL | Architecture Engineering Planning
50 Front Street Suite 202,
Newburgh, NY 12550
CPLteam.com

SOUTH ORANGETOWN Central School District
Capital Improvements Bond
Essential Infrastructure for Student Health, Safety and Success

PROJECT INFORMATION

Project Number
14457.20

Client Name
SOUTH ORANGETOWN CENTRAL SCHOOL DISTRICT

Project Name
PHASE 1: 2022 BOND

District Office Address
160 VAN WYCK RD.
BLAUVELT, NY 10913

SOUTH ORANGETOWN CSD
- ■ WILLIAM O. SCHAEFER SED#: 50-03-01-06-0-012-020
- ☐ COTTAGE LANE ELEMENTARY SED#: 50-03-01-06-0-010-023
- ☐ COTTAGE LANE ELEMENTARY LIBRARY SED#: 50-03-01-06-8-023-002

PROJECT ISSUE & REVISION SCHEDULE

No.	Date	Description

.\.\.\.\ Maker ECC Officer Logo No Shading 09-26-22.png

PENFIELD, NY / RALEIGH, NC
(585) 377-1850
WWW.ECCTECHNOLOGIES.COM

PROFESSIONAL STAMPS

NEW YORK STATE EDUCATION STATEMENT

IT IS A VIOLATION OF THE NEW YORK STATE EDUCATION LAW AND THE COMMISSIONER REGULATIONS FOR ANY PERSON, UNLESS ACTING UNDER THE DIRECTION OF A LICENSED ARCHITECT, ENGINEER OR LAND SURVEYOR, TO ALTER AN ITEM IN ANY WAY. IF AN ITEM BEARING THE SEAL OF AN ARCHITECT, ENGINEER OR SURVEYOR IS ALTERED, THE ALTERING PARTY SHALL ATTACH TO THE ITEM THEIR SEAL AND THE NOTATION "ALTERED BY" FOLLOWED THEIR SIGNATURE AND THE DATE OF SUCH ALTERATION, AND A SPECIFIC DESCRIPTION ALTERATION.

SHEET INFORMATION

Issued	Scale
10/18/23	AS NOTED

Project Status
BID DOCUMENTS

Drawn By	Checked By
AH	BH

Drawing Title
KEY PLAN

Drawing Number
WOS
T001

12/1/2022 12:41:39 PM <project location> REVIT PROJECT FILES ON BIM360

GENERAL NOTES

A. THE DISTRICT WILL REMOVE TELPHONES AND RE-INSTALL IN RENOVATED SPACES.

B. THE DISTRICT WILL REMOVE FLAT PANELS, SMART SMART BOARDS AND ASSOCIATED MOUNTING BRACKETS AND RE-INSTALL IN RENOVATED SPACES.

DRAWING NOTES

1. EXISTING CEILING WITHIN SPACE TO BE REMOVED. DISCONNECT, REMOVE AND STORE WIRELESS ACCESS POINT AND REINSTALL AS ON MAIN T-BAR WITH WAP MOUNTING BRACKET AS SHOWN ON NEW WORK DRAWINGS. COORDINATE MAC ADDRESS WITH DISTRICT IT DEPARTMENT. REUSE ALL EXISTING PATCH CABLES.
2. EXISTING CEILING WITHIN SPACE TO BE REMOVED. ALL CONTROL CABLING BETWEEN TEACHERS STATION AND FLAT PANELS TO BE REMOVED.
3. EXISTING CEILING WITHIN SPACE TO BE REMOVED. DISCONNECT, REMOVE AND STORE IP CAMERA AND REINSTALL AS SHOWN ON CAMERA MOUNTING DETAIL FOR LAY IN CEILINGS. COORDINATE MAC ADDRESS WITH DISTRICT IT DEPARTMENT. REUSE ALL EXISTING PATCH CABLES.
4. DISTRICT TO REMOVE EXISTING FLAT PANEL AND ASSOCIATED BRACKET.
5. REMOVE MOTION DETECTOR AND PULL WIRING BACK ABOVE CEILING FOR FUTURE USE. REFER TO NEW WORK DRAWING FOR RE-INSTALLATION OF THE SAME MOTION DETECTOR IN THIS SPACE.
6. EXISTING WALL MOUNTED MOTION DETECTOR SHALL REMAIN.

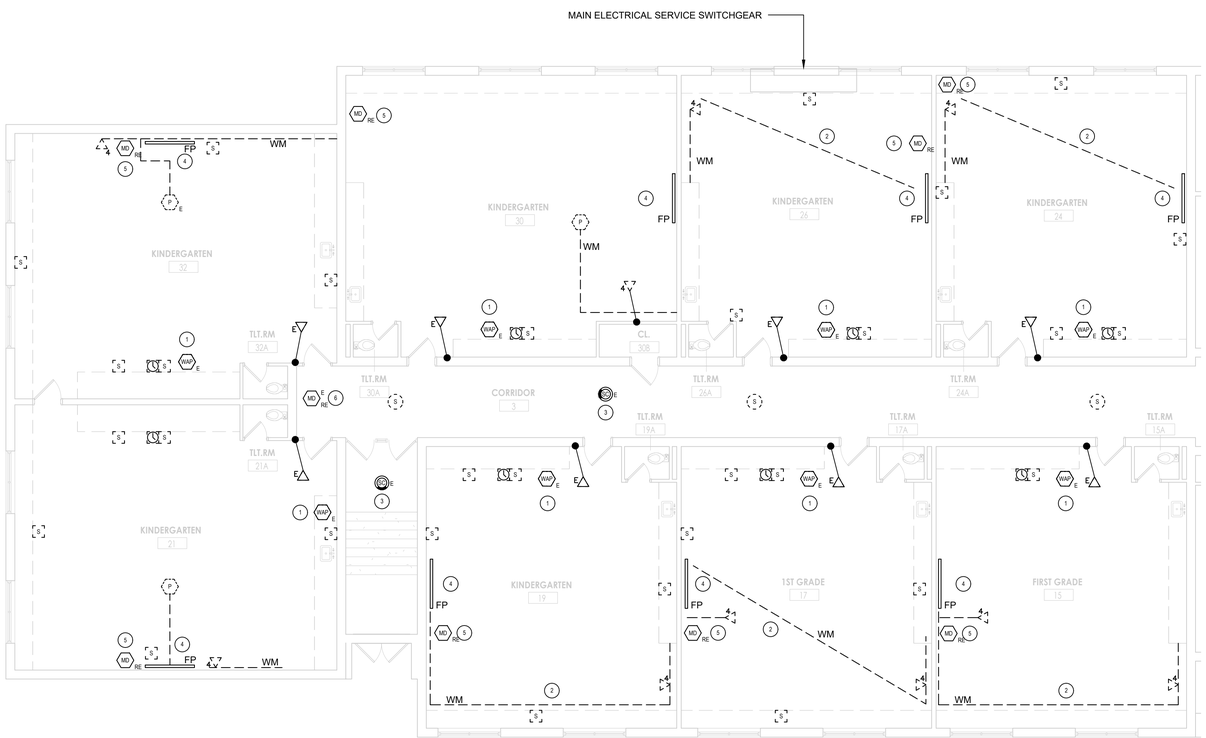

1 / T100 FIRST FLOOR - AREA A
SCALE: 1/8" = 1'-0"

KEY PLAN

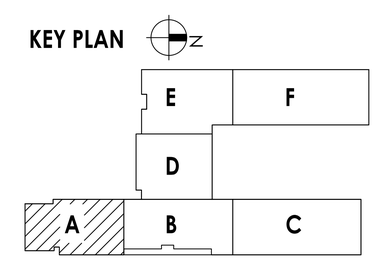

CPL | Architecture Engineering Planning
50 Front Street Suite 202,
Newburgh, NY 12550
CPLteam.com

SOUTH ORANGETOWN Central School District
Capital Improvements Bond
Essential Infrastructure for Student Health, Safety and Success

PROJECT INFORMATION

Project Number
14457.20

Client Name
SOUTH ORANGETOWN CENTRAL SCHOOL DISTRICT

Project Name
PHASE 1: 2022 BOND

District Office Address
160 VAN WYCK RD.
BLAUVELT, NY 10913

SOUTH ORANGETOWN CSD
- ■ WILLIAM O. SCHAEFER SED#: 30-03-01-06-0-012-020
- ☐ COTTAGE LANE ELEMENTARY SED#: 30-03-01-06-0-010-023
- ☐ COTTAGE LANE ELEMENTARY LIBRARY SED#: 30-03-01-06-8-023-002

PROJECT ISSUE & REVISION SCHEDULE

No.	Date	Description

△△△ Meter ECC Official Logo No Shading 08-26-22.png

PENFIELD, NY / RALEIGH, NC
(585) 377-1650
WWW.ECCTECHNOLOGIES.COM

PROFESSIONAL STAMPS

NEW YORK STATE EDUCATION STATEMENT

IT IS A VIOLATION OF THE NEW YORK STATE EDUCATION LAW AND THE COMMISSIONER RULES FOR ANY PERSON, UNLESS ACTING UNDER THE DIRECTION OF A LICENSED ARCHITECT, ENGINEER OR LAND SURVEYOR, TO ALTER AN ITEM IN ANY WAY. IF AN ITEM BEARING THE SEAL OF AN ARCHITECT, ENGINEER OR SURVEYOR IS ALTERED, THE ALTERING PARTY SHALL AFFIX TO THE ITEM THEIR SEAL AND THE NOTATION "ALTERED BY" FOLLOWED THEIR SIGNATURE AND THE DATE OF SUCH ALTERATION, AND A SPECIFIC DESCRIPTION ALTERATION.

SHEET INFORMATION

Issued	Scale
10/18/23	AS NOTED

Project Status
BID DOCUMENTS

Drawn By	Checked By
AH	BH

Drawing Title
FIRST FLOOR DEMOLITION PLAN - AREA A

Drawing Number
WOS
T100

12/11/2022 12:41:39 PM <project location> REVIT PROJECT FILES ON BIM360

GENERAL NOTES

A. THE DISTRICT WILL REMOVE TELPHONES AND RE-INSTALL IN RENOVATED SPACES.

B. THE DISTRICT WILL REMOVE FLAT PANELS, SMART SMART BOARDS AND ASSOCIATED MOUNTING BRACKETS AND RE-INSTALL IN RENOVATED SPACES.

DRAWING NOTES

1. EXISTING CEILING WITHIN SPACE TO BE REMOVED. DISCONNECT, REMOVE AND STORE WIRELESS ACCESS POINT AND REINSTALL AS ON MAIN T-BAR WITH WAP MOUNTING BRACKET AS SHOWN ON NEW WORK DRAWINGS. COORDINATE MAC ADDRESS WITH DISTRICT IT DEPARTMENT. REUSE ALL EXISTING PATCH CABLES.
2. EXISTING CEILING WITHIN SPACE TO BE REMOVED. DISCONNECT, REMOVE AND STORE IP CAMERA AND REINSTALL AS ON MAIN T-BAR WITH WAP MOUNTING BRACKET AS SHOWN ON NEW WORK DRAWINGS. COORDINATE MAC ADDRESS WITH DISTRICT IT DEPARTMENT. REUSE ALL EXISTING PATCH CABLES.
3. DISTRICT TO REMOVED EXISTING FLAT PANEL AND ASSOCIATED BRACKET.
4. EXISTING LOW VOLTAGE CLOCK WIRING JUNCTION BOX. REMOVE ALL COMPONENTS AND ASSOCIATED WIRING THROUGHOUT THE FACILITY.
5. REMOVE MOTION DETECTOR AND PULL WIRING BACK ABOVE CEILING FOR FUTURE USE. REFER TO NEW WORK DRAWING FOR RE-INSTALLATION OF THE SAME MOTION DETECTOR IN THIS SPACE.
6. EXISTING WALL MOUNTED MOTION DETECTOR SHALL REMAIN.
7. REMOVE EXISTING MOTION DETECTOR AND REINSTALL IN SIMILAR LOCATION ONCE NEW CEILING IS INSTALLED.
8. EXISTING CEILING SPACE TO BE REMOVED. ALL CONTROL CABLING BETWEEN TEACHERS STATION AND FLAT PANEL TO BE REMOVED.
9. ALL WORK IN THIS ROOM IS PART OF ALTERNATE E1.

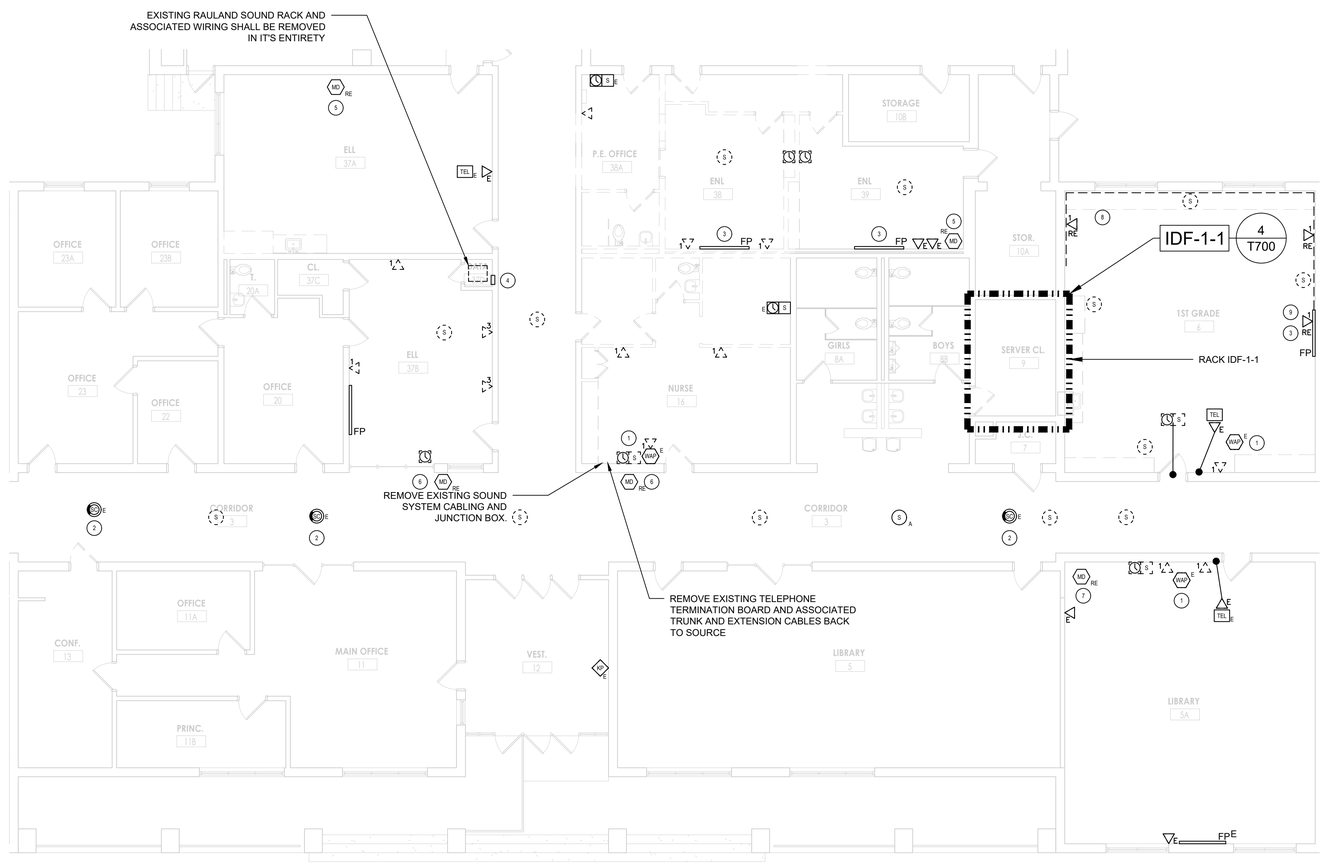

1 T101 FIRST FLOOR - AREA B

SCALE: 1/8" = 1'-0"

KEY PLAN

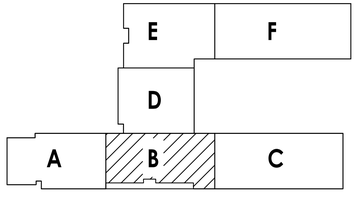

CPL | Architecture Engineering Planning
50 Front Street Suite 202,
Newburgh, NY 12550
CPLteam.com

SOUTH ORANGETOWN Central School District

Capital Improvements Bond

Essential Infrastructure for Student Health, Safety and Success

PROJECT INFORMATION

Project Number
14457.20

Client Name
SOUTH ORANGETOWN CENTRAL SCHOOL DISTRICT

Project Name
PHASE 1: 2022 BOND

District Office Address
160 VAN WYCK RD.
BLAUVELT, NY 10913

SOUTH ORANGETOWN CSD

- ■ WILLIAM G. SCHAFER SED#: 30-03-01-06-0-012-020
- ☐ COTTAGE LANE ELEMENTARY SED#: 30-03-01-06-0-010-023
- ☐ COTTAGE LANE ELEMENTARY LIBRARY SED#: 30-03-01-06-8-023-002

PROJECT ISSUE & REVISION SCHEDULE

No.	Date	Description

J:\J.L. Maker ECC Official Logo No Shading 08-26-22.jpg

PENFIELD, NY / RALEIGH, NC
(585) 377-1850
WWW.ECCTECHNOLOGIES.COM

PROFESSIONAL STAMPS

NEW YORK STATE EDUCATION STATEMENT

IT IS A VIOLATION OF THE NEW YORK STATE EDUCATION LAW AND THE COMMISSIONS REGULATIONS FOR ANY PERSON, UNLESS ACTING UNDER THE DIRECTION OF A LICENSED ARCHITECT, ENGINEER OR LAND SURVEYOR, TO ALTER AN ITEM IN ANY WAY. IF AN ITEM BEARING THE STAMP OF A LICENSED PROFESSIONAL IS ALTERED, THE ALTERING PARTY SHALL AFFIX TO THE ITEM THEIR SEAL AND THE NOTATION "ALTERED BY" FOLLOWM THEIR SIGNATURE AND THE DATE OF SUCH ALTERATION, AND A SPECIFIC DESCRIPTION ALTERATION.

SHEET INFORMATION

Issued	Scale
10/18/23	AS NOTED

Project Status
BID DOCUMENTS

Drawn By	Checked By
AH	BH

Drawing Title
FIRST FLOOR DEMOLITION PLAN - AREA B

Drawing Number
WOS
T101

12/1/2022 12:41:39 PM <project location> REVIT PROJECT FILES ON BIM360

GENERAL NOTES

A. THE DISTRICT WILL REMOVE TELPHONES AND RE-INSTALL IN RENOVATED SPACES.

B. THE DISTRICT WILL REMOVE FLAT PANELS, SMART SMART BOARDS AND ASSOCIATED MOUNTING BRACKETS AND RE-INSTALL IN RENOVATED SPACES.

DRAWING NOTES

1. EXISTING CEILING WITHIN SPACE TO BE REMOVED. DISCONNECT, REMOVE AND STORE WIRELESS ACCESS POINT AND REINSTALL AS ON MAIN T-BAR WITH WAP MOUNTING BRACKET AS SHOWN ON NEW WORK DRAWINGS. COORDINATE MAC ADDRESS WITH DISTRICT IT DEPARTMENT. REUSE ALL EXISTING PATCH CABLES.
2. EXISTING CEILING WITHIN SPACE TO BE REMOVED. ALL CONTROL CABLING BETWEEN TEACHERS STATION AND FLAT PANELS TO BE REMOVED.
3. EXISTING CEILING WITHIN SPACE TO BE REMOVED. DISCONNECT, REMOVE AND STORE IP CAMERA AND REINSTALL AS ON MAIN T-BAR WITH WAP MOUNTING BRACKET AS SHOWN ON NEW WORK DRAWINGS. COORDINATE MAC ADDRESS WITH DISTRICT IT DEPARTMENT. REUSE ALL EXISTING PATCH CABLES.
4. DISTRICT TO REMOVE EXISTING FLAT PANEL AND ASSOCIATED BRACKET.
5. REMOVE MOTION DETECTOR AND PULL WIRING BACK ABOVE CEILING FOR FUTURE USE. REFER TO NEW WORK DRAWING FOR RE-INSTALLATION OF THE SAME MOTION DETECTOR IN THIS SPACE.
6. EXISTING WALL MOUNTED MOTION DETECTOR SHALL REMAIN.
7. REMOVE EXISTING MOTION DETECTOR AND REINSTALL IN SIMILAR LOCATION ONCE NEW CEILING IS INSTALLED.
8. ALL WORK IN THIS ROOM IS PART OF ALTERNATE E1

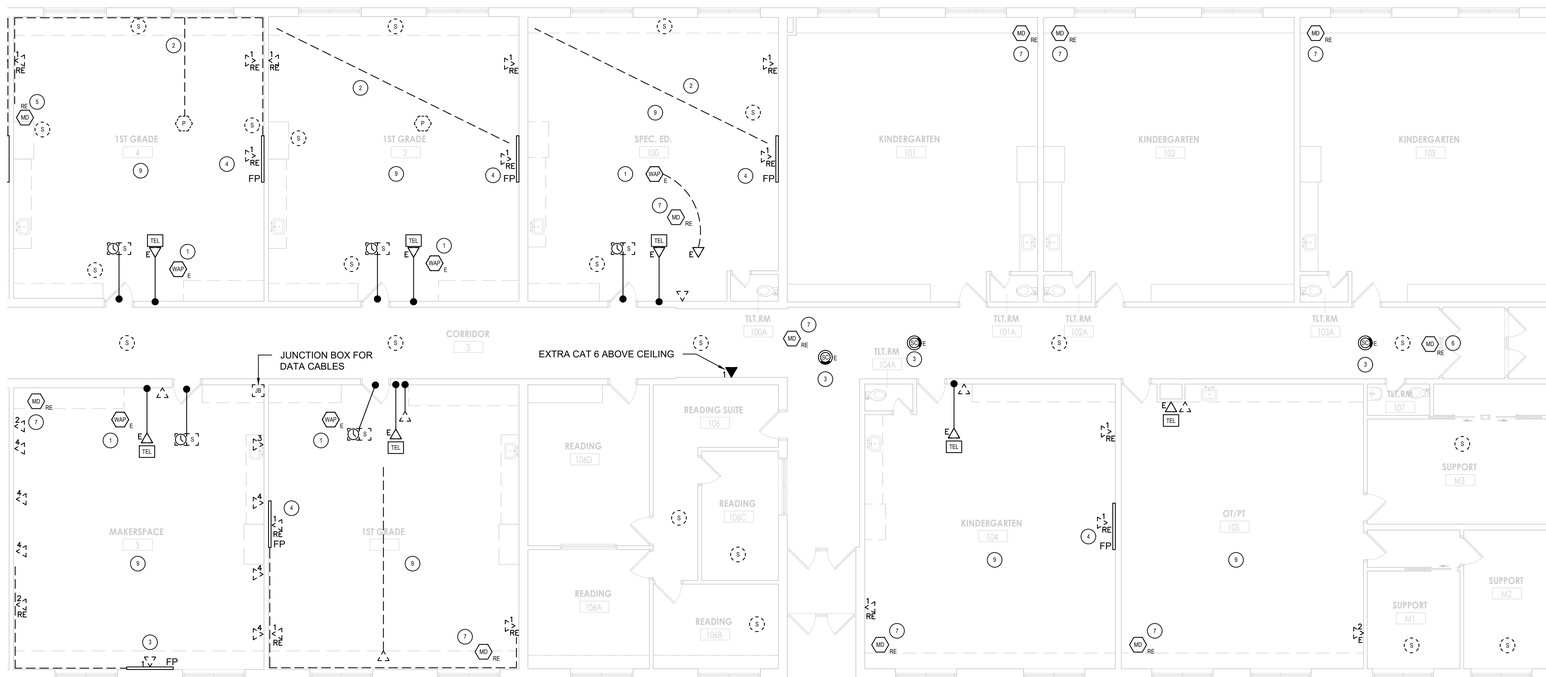

WIRING ZONE IDF-1-2

1 / T102 FIRST FLOOR - AREA C

SCALE: 1/8" = 1'-0"

KEY PLAN

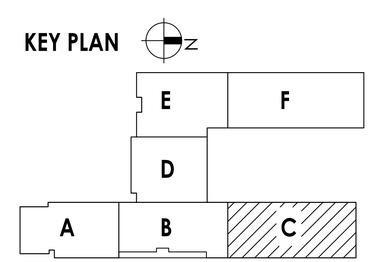

CPL | Architecture Engineering Planning
50 Front Street Suite 202,
Newburgh, NY 12550
CPLteam.com

SOUTH ORANGETOWN Central School District

Capital Improvements Bond

Essential Infrastructure for Student Health, Safety and Success

PROJECT INFORMATION

Project Number
14457.20

Client Name
SOUTH ORANGETOWN CENTRAL SCHOOL DISTRICT

Project Name
PHASE 1: 2022 BOND

District Office Address
160 VAN WYCK RD.
BLAUVELT, NY 10913

SOUTH ORANGETOWN CSD

- ■ WILLIAM O. SCHAEFER SED#: 30-03-01-06-0-012-020
- ☐ COTTAGE LANE ELEMENTARY SED#: 30-03-01-06-0-010-023
- ☐ COTTAGE LANE ELEMENTARY LIBRARY SED#: 30-03-01-06-8-023-002

PROJECT ISSUE & REVISION SCHEDULE

No.	Date	Description

J:\J:\J:\Meter ECC Official Logo No Shading 08-26-22.png

PENFIELD, NY / RALEIGH, NC
(585) 377-1950
WWW.ECCTECHNOLOGIES.COM

PROFESSIONAL STAMPS

NEW YORK STATE EDUCATION STATEMENT

IT IS A VIOLATION OF THE NEW YORK STATE EDUCATION LAW AND THE COMMISSIONER REGULATIONS FOR ANY PERSON, UNLESS ACTING UNDER THE DIRECTION OF A LICENSED ARCHITECT, ENGINEER OR LAND SURVEYOR, TO ALTER AN ITEM IN ANY WAY. IF AN ITEM BEARING THE SEAL OF AN ARCHITECT, ENGINEER OR SURVEYOR IS ALTERED, THE ALTER PARTY SHALL AFFIX TO THE ITEM THEIR SEAL AND THE NOTATION "ALTERED BY" FOLLOW-THEIR SIGNATURE AND THE DATE OF SUCH ALTERATION, AND A SPECIFIC DESCRIPTION ALTERATION.

SHEET INFORMATION

Issued	Scale
10/18/23	AS NOTED

Project Status
BID DOCUMENTS

Drawn By	Checked By
AH	BH

Drawing Title
FIRST FLOOR DEMOLITION PLAN - AREA C

Drawing Number
WOS
T102

12/1/2022 12:41:39 PM <project location> REVIT PROJECT FILES ON BIM360

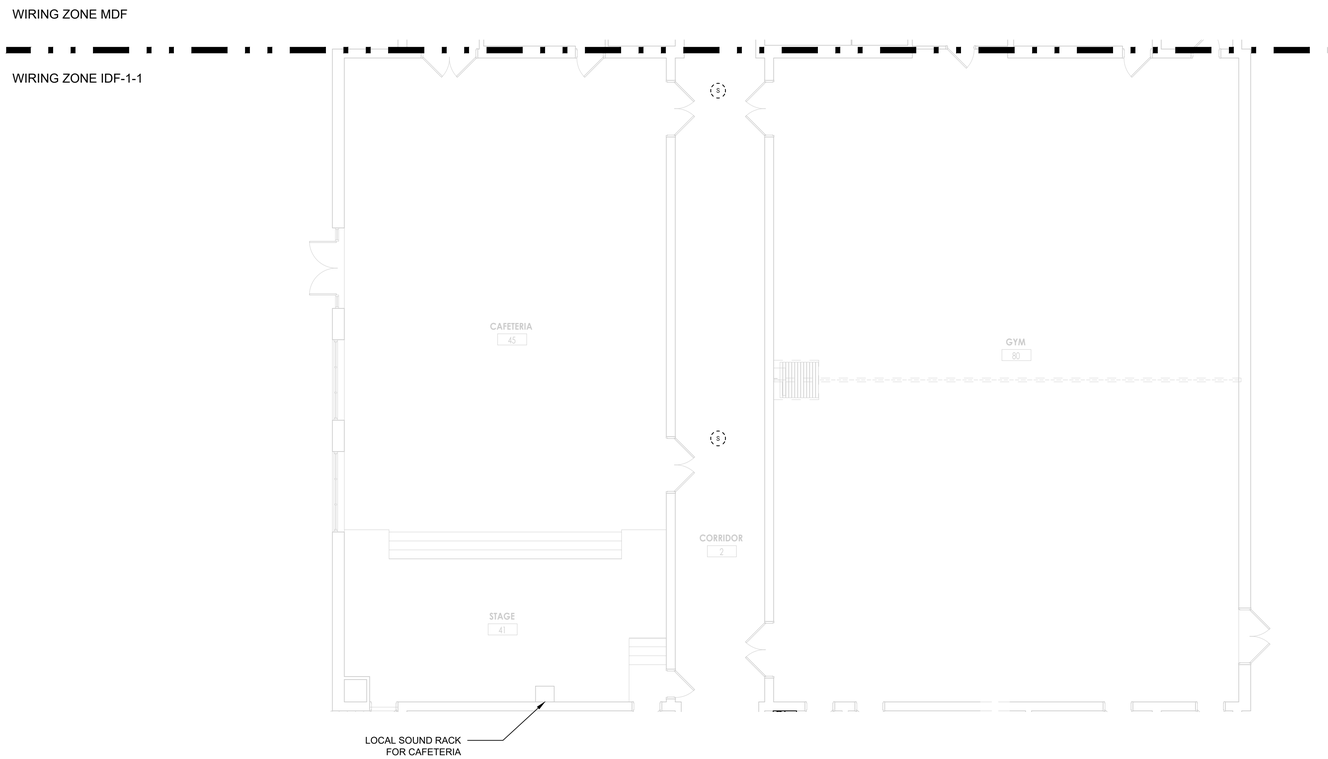

1 / T103 FIRST FLOOR - AREA D

SCALE: 1/8" = 1'-0"

KEY PLAN

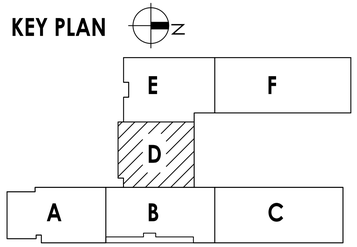

CPL | Architecture Engineering Planning
50 Front Street Suite 202,
Newburgh, NY 12550
CPLteam.com

SOUTH ORANGETOWN Central School District

Capital Improvements Bond

Essential Infrastructure for Student Health, Safety and Success

PROJECT INFORMATION

Project Number
14457.20

Client Name
SOUTH ORANGETOWN CENTRAL SCHOOL DISTRICT

Project Name
PHASE 1: 2022 BOND

District Office Address
160 VAN WYCK RD.
BLAUVELT, NY 10913

SOUTH ORANGETOWN CSD

- ■ WILLIAM G. SCHAEFER SED#: 30-03-01-06-0-012-020
- ☐ COTTAGE LANE ELEMENTARY SED#: 30-03-01-06-0-010-023
- ☐ COTTAGE LANE ELEMENTARY LIBRARY SED#: 30-03-01-06-8-023-002

PROJECT ISSUE & REVISION SCHEDULE

No.	Date	Description

△△△ Maker ECC Official Logo No Shading 08-26-22.png

PENFIELD, NY / RALEIGH, NC
(585) 377-1850
WWW.ECCTECHNOLOGIES.COM

PROFESSIONAL STAMPS

NEW YORK STATE EDUCATION STATEMENT

IT IS A VIOLATION OF THE NEW YORK STATE EDUCATION LAW AND THE COMMISSIONS REGULATIONS FOR ANY PERSON, UNLESS ACTING UNDER THE DIRECTION OF A LICENSED ARCHITECT, ENGINEER OR LAND SURVEYOR, TO ALTER AN ITEM IN ANY WAY. IF AN ITEM BEARING THE SEAL OF AN ARCHITECT, ENGINEER OR LAND SURVEYOR IS ALTERED, THE ALTERING PARTY SHALL AFFIX TO THE ITEM THEIR SEAL AND THE NOTATION "ALTERED BY" FOLLOWS THEIR SIGNATURE AND THE DATE OF SUCH ALTERATION, AND A SPECIFIC DESCRIPTION ALTERATION.

SHEET INFORMATION

Issued	Scale
10/18/23	AS NOTED

Project Status
BID DOCUMENTS

Drawn By	Checked By
AH	BH

Drawing Title
FIRST FLOOR DEMOLITION PLAN - AREA D

Drawing Number
WOS
T103

12/1/2022 12:41:39 PM <project location> REVIT PROJECT FILES ON BIM360

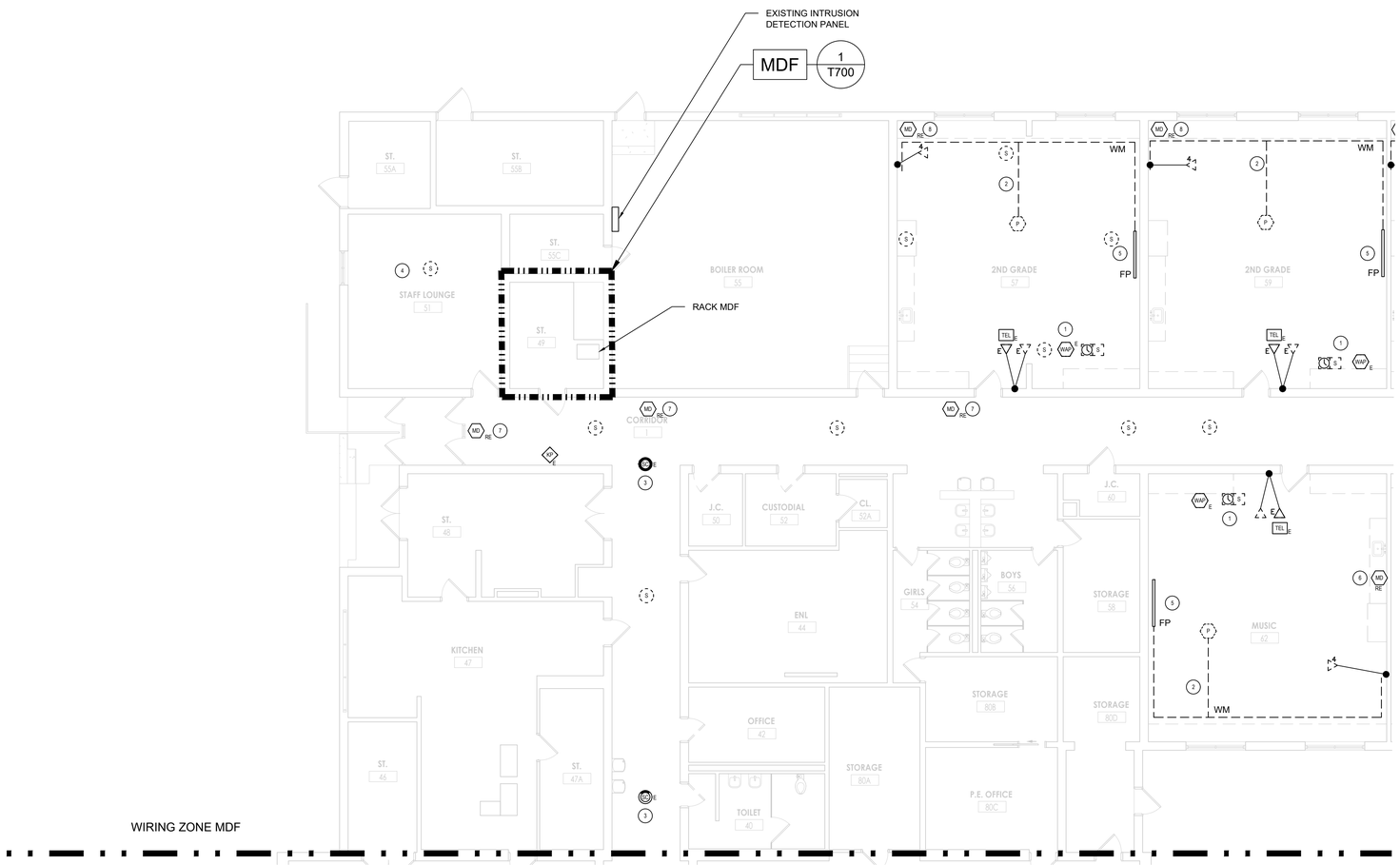

1
T104
FIRST FLOOR - AREA E
SCALE: 1/8" = 1'-0"

GENERAL NOTES

A. THE DISTRICT WILL REMOVE TELPHONES AND RE-INSTALL IN RENOVATED SPACES.

B. THE DISTRICT WILL REMOVE FLAT PANELS, SMART SMART BOARDS AND ASSOCIATED MOUNTING BRACKETS AND RE-INSTALL IN RENOVATED SPACES.

DRAWING NOTES

1. EXISTING CEILING WITHIN SPACE TO BE REMOVED. DISCONNECT, REMOVE AND STORE WIRELESS ACCESS POINT AND REINSTALL AS ON MAIN T-BAR WITH WAP MOUNTING BRACKET AS SHOWN ON NEW WORK DRAWINGS. COORDINATE MAC ADDRESS WITH DISTRICT IT DEPARTMENT. REUSE ALL EXISTING PATCH CABLES.
2. ALL CONTROL CABLING BETWEEN TEACHERS STATION, PROJECTORS AND FLAT PANELS TO BE REMOVED.
3. EXISTING CEILING WITHIN SPACE TO BE REMOVED. DISCONNECT, REMOVE AND STORE IP CAMERA AND REINSTALL AS SHOWN ON CAMERA MOUNTING DETAIL FOR LAY IN CEILINGS. COORDINATE MAC ADDRESS WITH DISTRICT IT DEPARTMENT. REUSE ALL EXISTING PATCH CABLES.
4. PROVIDE NEW LAY-IN CEILING TILE AFTER REMOVAL OF CEILING SPEAKER.
5. DISTRICT TO REMOVE EXISTING FLAT PANEL AND ASSOCIATED BRACKET.
6. REMOVE MOTION DETECTOR AND PULL WIRING BACK ABOVE CEILING FOR FUTURE USE. REFER TO NEW WORK DRAWING FOR RE-INSTALLATION OF THE SAME MOTION DETECTOR IN THIS SPACE.
7. EXISTING WALL MOUNTED MOTION DETECTOR SHALL REMAIN.
8. REMOVE EXISTING MOTION DETECTOR AND REINSTALL IN SIMILAR LOCATION ONCE NEW CEILING IS INSTALLED.

KEY PLAN

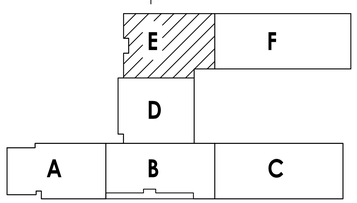

CPL | Architecture Engineering Planning
50 Front Street Suite 202,
Newburgh, NY 12550
CPLteam.com

SOUTH ORANGETOWN Central School District
Capital Improvements Bond
Essential Infrastructure for Student Health, Safety and Success

PROJECT INFORMATION

Project Number
14457.20

Client Name
SOUTH ORANGETOWN CENTRAL SCHOOL DISTRICT

Project Name
PHASE 1: 2022 BOND

District Office Address
160 VAN WYCK RD.
BLAUVELT, NY 10913

SOUTH ORANGETOWN CSD
- WILLIAM O. SCHAEFER SED#: 50-03-01-06-0-012-020
- COTTAGE LANE ELEMENTARY SED#: 50-03-01-06-0-010-023
- COTTAGE LANE ELEMENTARY LIBRARY SED#: 50-03-01-06-8-023-002

PROJECT ISSUE & REVISION SCHEDULE

No.	Date	Description

PENFIELD, NY / RALEIGH, NC
(585) 377-1850
WWW.ECCTECHNOLOGIES.COM

PROFESSIONAL STAMPS

NEW YORK STATE EDUCATION STATEMENT

IT IS A VIOLATION OF THE NEW YORK STATE EDUCATION LAW AND THE COMMISSIONER REGULATIONS FOR ANY PERSON, UNLESS ACTING UNDER THE DIRECTION OF A LICENSED ARCHITECT, ENGINEER OR LAND SURVEYOR, TO ALTER AN ITEM IN ANY WAY. IF AN ITEM BEARING THE SEAL OF AN ARCHITECT, ENGINEER OR SURVEYOR IS ALTERED, THE ALTERING PARTY SHALL AFFIX TO THE ITEM THEIR SEAL AND THE NOTATION "ALTERED BY" FOLLOW THEIR SIGNATURE AND THE DATE OF SUCH ALTERATION, AND A SPECIFIC DESCRIPTION ALTERATION.

SHEET INFORMATION

Issued	Scale
10/18/23	AS NOTED

Project Status
BID DOCUMENTS

Drawn By	Checked By
AH	BH

Drawing Title
FIRST FLOOR DEMOLITION PLAN - AREA E

Drawing Number
WOS
T104

12/1/2022 12:41:39 PM <project location> REVIT PROJECT FILES ON BIM360

GENERAL NOTES

A. THE DISTRICT WILL REMOVE TELPHONES AND RE-INSTALL IN RENOVATED SPACES.

B. THE DISTRICT WILL REMOVE FLAT PANELS, SMART SMART BOARDS AND ASSOCIATED MOUNTING BRACKETS AND RE-INSTALL IN RENOVATED SPACES.

DRAWING NOTES

1. EXISTING CEILING WITHIN SPACE TO BE REMOVED. DISCONNECT, REMOVE AND STORE WIRELESS ACCESS POINT AND REINSTALL AS ON MAIN T-BAR WITH WAP MOUNTING BRACKET AS SHOWN ON NEW WORK DRAWINGS. COORDINATE MAC ADDRESS WITH DISTRICT IT DEPARTMENT. REUSE ALL EXISTING PATCH CABLES.
2. ALL CONTROL CABLING BETWEEN TEACHERS STATION, PROJECTORS AND FLAT PANELS TO BE REMOVED.
3. EXISTING CEILING WITHIN SPACE TO BE REMOVED. DISCONNECT, REMOVE AND STORE IP CAMERA AND REINSTALL AS SHOWN ON CAMERA MOUNTING DETAIL FOR LAY IN CEILINGS. COORDINATE MAC ADDRESS WITH DISTRICT IT DEPARTMENT. REUSE ALL EXISTING PATCH CABLES.
4. DISTRICT TO REMOVE EXISTING FLAT PANEL AND ASSOCIATED BRACKET.
5. REMOVE MOTION DETECTOR AND PULL WIRING BACK ABOVE CEILING FOR FUTURE USE. REFER TO NEW WORK DRAWING FOR RE-INSTALLATION OF THE SAME MOTION DETECTOR IN THIS SPACE.
6. EXISTING WALL MOUNTED MOTION DETECTOR SHALL REMAIN.
7. REMOVE EXISTING MOTION DETECTOR AND REINSTALL IN SIMILAR LOCATION ONCE NEW CEILING IS INSTALLED.

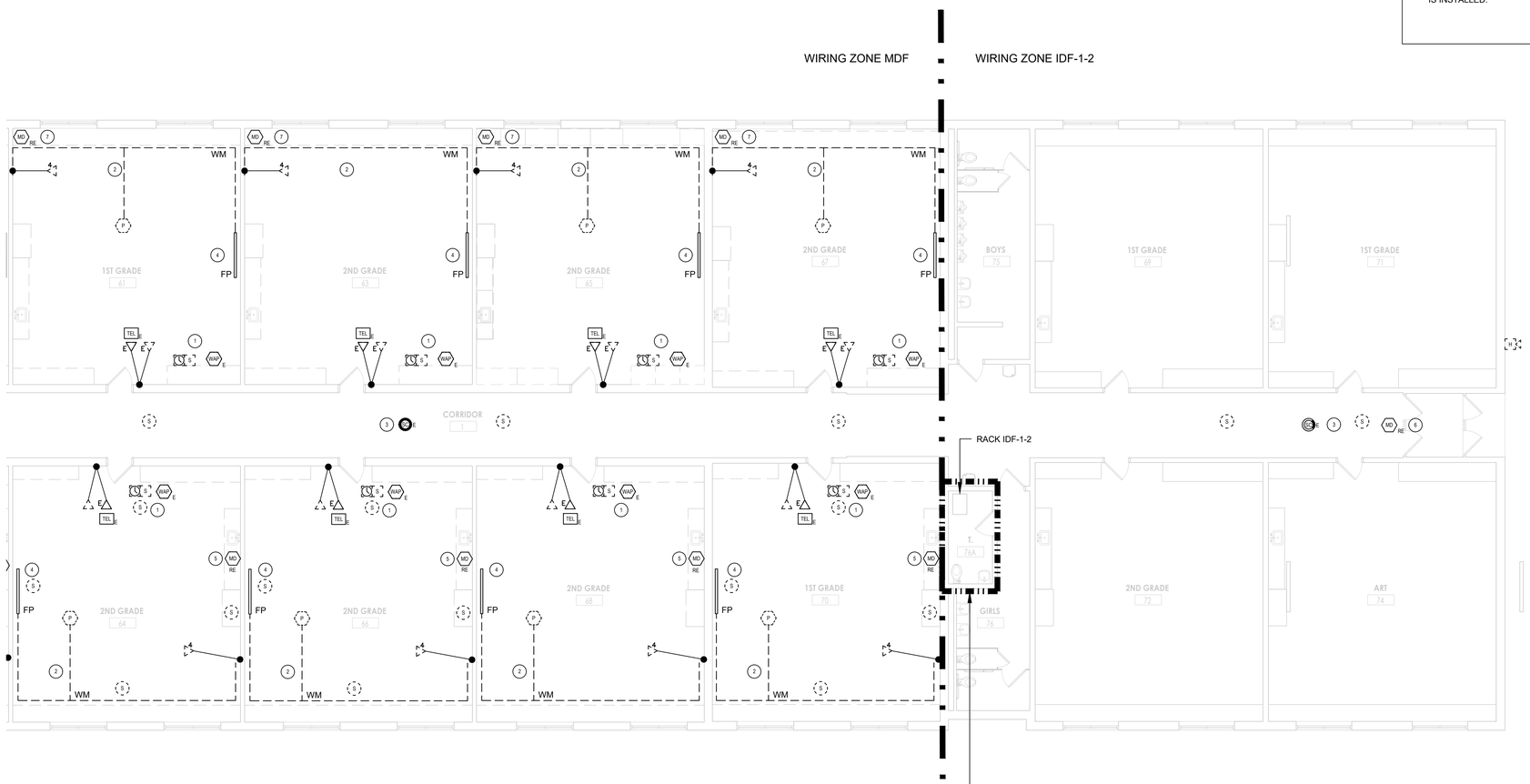

1 T105 FIRST FLOOR - AREA F
SCALE: 1/8" = 1'-0"

KEY PLAN

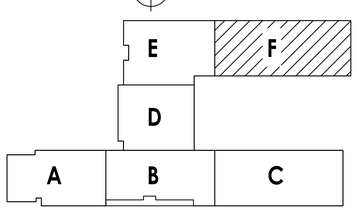

CPL | Architecture Engineering Planning
50 Front Street Suite 202,
Newburgh, NY 12550
CPLteam.com

SOUTH ORANGETOWN Central School District
Capital Improvements Bond
Essential Infrastructure for Student Health, Safety and Success

PROJECT INFORMATION

Project Number
14457.20

Client Name
SOUTH ORANGETOWN CENTRAL SCHOOL DISTRICT

Project Name
PHASE 1: 2022 BOND

District Office Address
160 VAN WYCK RD.
BLAUVELT, NY 10913

SOUTH ORANGETOWN CSD
- WILLIAM O. SCHAEFER SED#: 50-03-01-06-0-012-020
- COTTAGE LANE ELEMENTARY SED#: 50-03-01-06-0-010-023
- COTTAGE LANE ELEMENTARY LIBRARY SED#: 50-03-01-06-8-023-002

PROJECT ISSUE & REVISION SCHEDULE

No.	Date	Description

PENFIELD, NY / RALEIGH, NC
(585) 377-1850
WWW.ECCTECHNOLOGIES.COM

PROFESSIONAL STAMPS

NEW YORK STATE EDUCATION STATEMENT

IT IS A VIOLATION OF THE NEW YORK STATE EDUCATION LAW AND THE COMMISSIONER REGULATIONS FOR ANY PERSON, UNLESS ACTING UNDER THE DIRECTION OF A LICENSED ARCHITECT, ENGINEER OR LAND SURVEYOR, TO ALTER AN ITEM IN ANY WAY. IF AN ITEM BEARING THE SEAL OF AN ARCHITECT, ENGINEER OR SURVEYOR IS ALTERED, THE ALTERING PARTY SHALL AFFIX TO THE ITEM THEIR SEAL AND THE NOTATION "ALTERED BY" FOLLOW THEIR SIGNATURE AND THE DATE OF SUCH ALTERATION, AND A SPECIFIC DESCRIPTION ALTERATION.

SHEET INFORMATION

Issued	Scale
10/18/23	AS NOTED

Project Status
BID DOCUMENTS

Drawn By	Checked By
AH	BH

Drawing Title
FIRST FLOOR DEMOLITION PLAN - AREA F

Drawing Number
WOS
T105

12/1/2022 12:41:39 PM <project location> REVIT PROJECT FILES ON BIM360

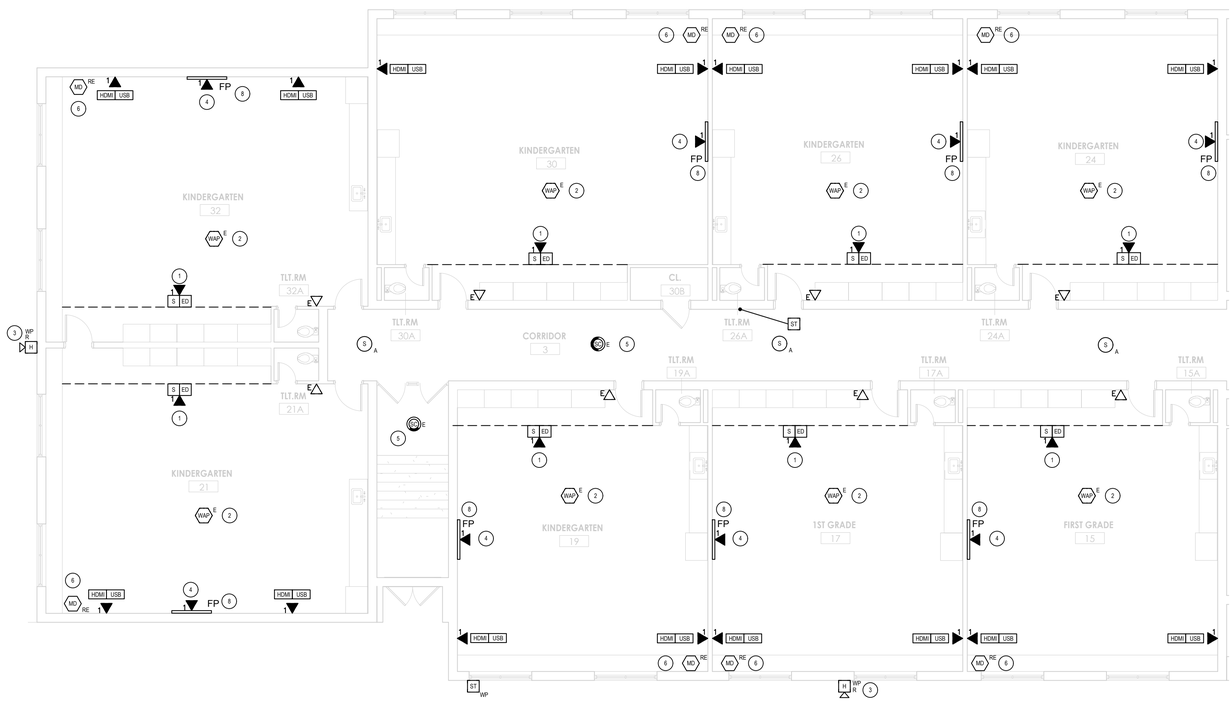

1
T200
FIRST FLOOR - AREA A
SCALE: 1/8" = 1'-0"

GENERAL NOTES

A. THE DISTRICT WILL REMOVE TELPHONES AND RE-INSTALL IN RENOVATED SPACES.

B. THE DISTRICT WILL REMOVE FLAT PANELS, SMART SMART BOARDS AND ASSOCIATED MOUNTING BRACKETS AND RE-INSTALL IN RENOVATED SPACES.

C. MOUNT ALL EXTERIOR STROBES AND HORNS AT 12' AFG UNLESS NOTED OTHERWISE

DRAWING NOTES

1. INSTALL NEW RAULAND SURFACE BACK BOX CENTERED ON VERTICAL SECTION OF NEW SOFFIT.
2. INSTALL RELOCATED WAP ON NEW CEILING. ATTACH T-BAR MOUNTING BRACKET TO MAIN CEILING T. PROVIDE A 20 FT, CAT 6 PATCH CABLE TO CONNECT TO EXISTING CAT 6 JACK THAT PREVIOUSLY SERVED WAP
3. REMOVE EXISTING HORN ASSEMBLY ON EXTERIOR AND INSTALL NEW HORN IN SAME LOCATION. REUSE CONDUIT SLEEVE THROUGH WALL AND INSTALL NEW SEAL TIGHT TO EXTERIOR HORN.
4. INSTALL NEW DATA CABLES WITH ASSOCIATED HDMI AND USB CABLES FOR TEACHER'S STATIONS AS SHOWN ON DETAIL 4/T701.
5. RE-INSTALL EXISTING CAMERA ON NEW CEILING. CONNECT TO EXISTING NETWORK JACK ABOVE CEILING WITH NEW CAT 6 PATCH CABLE.
6. INSTALL EXISTING / RELOCATED MOTION DETECTOR ON WALL JUST BELOW CEILING. EXTEND EXISTING INTRUSION SYSTEM WIRING AS REQUIRED.
8. FLAT PANEL AND ASSOCIATED MOUNTING BRACKET TO BE INSTALLED BY OWNER.

KEY PLAN

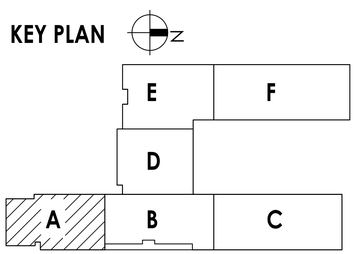

CPL | Architecture Engineering Planning
50 Front Street Suite 202,
Newburgh, NY 12550
CPLteam.com

SOUTH ORANGETOWN Central School District
Capital Improvements Bond
Essential Infrastructure for Student Health, Safety and Success

PROJECT INFORMATION

Project Number
14457.20

Client Name
SOUTH ORANGETOWN CENTRAL SCHOOL DISTRICT

Project Name
PHASE 1: 2022 BOND

District Office Address
160 VAN WYCK RD.
BLAUVELT, NY 10913

SOUTH ORANGETOWN CSD
- WILLIAM O. SCHAEFER SED#: 50-03-01-06-0-012-020
- COTTAGE LANE ELEMENTARY SED#: 50-03-01-06-0-010-023
- COTTAGE LANE ELEMENTARY LIBRARY SED#: 50-03-01-06-8-023-002

PROJECT ISSUE & REVISION SCHEDULE

No.	Date	Description

.\.\.\.\.\ Meter ECC Official Logo No Shading 08-26-22.png

PENFIELD, NY / RALEIGH, NC
(585) 377-1850
WWW.ECCTECHNOLOGIES.COM

PROFESSIONAL STAMPS

NEW YORK STATE EDUCATION STATEMENT

IT IS A VIOLATION OF THE NEW YORK STATE EDUCATION LAW AND THE COMMISSIONER REGULATIONS FOR ANY PERSON, UNLESS ACTING UNDER THE DIRECTION OF A LICENSED ARCHITECT, ENGINEER OR LAND SURVEYOR, TO ALTER ANY ITEM IN ANY WAY. IF AN ITEM BEARING THE SEAL OF AN ARCHITECT, ENGINEER OR SURVEYOR IS ALTERED, THE ALTERING PARTY SHALL ARTIFY TO THE ITEM THEIR SEAL AND THE NOTATION "ALTERED BY" FOLLOW THEIR SIGNATURE AND THE DATE OF SUCH ALTERATION, AND A SPECIFIC DESCRIPTION ALTERATION.

SHEET INFORMATION

Issued	Scale
10/18/23	AS NOTED

Project Status
BID DOCUMENTS

Drawn By	Checked By
AH	BH

Drawing Title
FIRST FLOOR NEW WORK PLAN - AREA A

Drawing Number
WOS
T200

12/1/2022 12:41:39 PM <project location> REVIT PROJECT FILES ON BIM360

GENERAL NOTES

A. THE DISTRICT WILL REMOVE TELPHONES AND RE-INSTALL IN RENOVATED SPACES.

B. THE DISTRICT WILL REMOVE FLAT PANELS, SMART SMART BOARDS AND ASSOCIATED MOUNTING BRACKETS AND RE-INSTALL IN RENOVATED SPACES.

C. MOUNT ALL EXTERIOR STROBES AND HORNS AT 12' AFG UNLESS NOTED OTHERWISE

DRAWING NOTES

1. EXISTING WALL COMBO CLOCK / SPEAKER BAFFLE SHALL REMAIN. REMOVE ANALOG CLOCK AND INSTALL NEW RAULAND SURFACE BACKBOX OVER CLOCK OPENING. REFER TO DETAIL 2/T702 FOR ADDITIONAL INFORMATION.
2. REMOVE EXISTING CLOCK AND INSTALL NEW RAULAND SURFACE BACKBOX WITH SPEAKER AND DISPLAY. REFER TO DETAIL T702 FOR ADDITIONAL INFORMATION
3. REMOVE EXISTING HORN ASSEMBLY ON EXTERIOR AND INSTALL NEW HORN IN SAME LOCATION. REUSE CONDUIT SLEEVE THROUGH WALL AND INSTALL NEW SEAL TIGHT TO EXTERIOR HORN.
4. INSTALL NEW UNDER DESK LOCKDOWN PANIC BUTTON. COORDINATE EXACT LOCATION WITH OWNER.
5. INSTALL (2) CAT 6 CABLES AND ASSOCIATED JACKS IN MAIN OFFICE FOR IP MICROPHONE AND RAULAND TELECENTER CONSOLE. EXACT LOCATION OF EACH DEVICE TO BE DETERMINED BY OWNER IN FIELD.
6. RE-INSTALL EXISTING CAMERA ON NEW CEILING. CONNECT TO EXISTING NETWORK JACK ABOVE CEILING WITH NEW CAT 6 PATCH CABLE.
7. INSTALL RELOCATED WAP ON CEILING. ATTACH T-BAR MOUNTING BRACKET TO MAIN T. PROVIDE A 10FT, CAT 6 PATCH CABLE AND INSTALL NEW CAT 6 CABLE AND BISCUIT BLOCK ABOVE CEILING.
8. PROVIDE A 10FT, CAT 6 PATCH CABLE AND INSTALL NEW CAT 6 CABLE AND BISCUIT BLOCK ABOVE CEILING FOR NEW WAP TO BE PROVIDED BY OWNER. INSTALL WAP.
9. INSTALL RELOCATED AND NEW DATA CABLES WITH ASSOCIATED HDMI AND USB CABLES FOR TEACHERS STATION AS SHOWN ON DETAIL 4/T701.
10. INSTALL RELOCATED WAP ON NEW CEILING. ATTACH T-BAR MOUNTING BRACKET TO MAIN T. PROVIDE A 20FT, CAT 6 PATCH CABLE TO CONNECT TO EXISTING CAT 6 JACK THAT PREVIOUSLY SERVED WAP.
11. INSTALL RELOCATED MOTION DETECTOR ON WALL JUST BELOW CEILING. EXTEND EXISTING INTRUSION DETECTION SYSTEM WIRING AS REQUIRED.
12. INSTALL RELOCATED MOTION DETECTOR ON WALL JUST BELOW CEILING. EXTEND EXISTING INTRUSION DETECTION SYSTEM WIRING AS REQUIRED.
13. FLAT PANEL AND ASSOCIATED MOUNTING BRACKET TO BE INSTALLED BY OWNER.
14. ALL WORK IN THIS ROOM IS PART OF ALTERNATE E1.

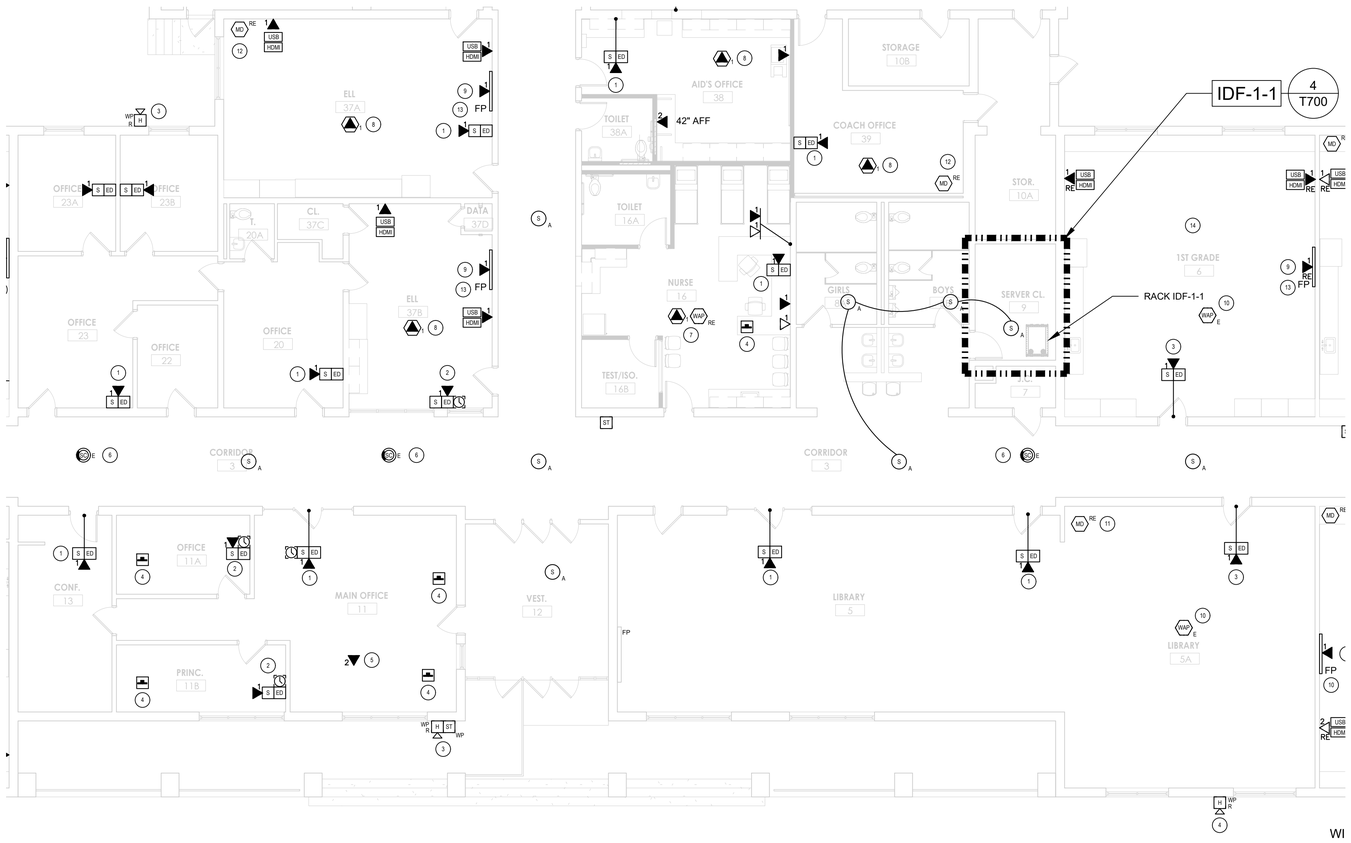

1 / T201 FIRST FLOOR - AREA B

SCALE: 1/8" = 1'-0"

KEY PLAN

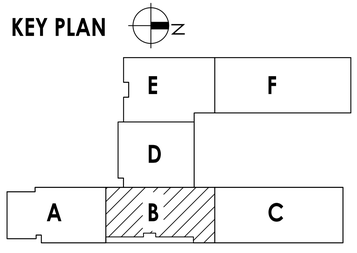

CPL | Architecture Engineering Planning
50 Front Street Suite 202,
Newburgh, NY 12550
CPLteam.com

SOUTH ORANGETOWN Central School District
Capital Improvements Bond
Essential Infrastructure for Student Health, Safety and Success

PROJECT INFORMATION

Project Number
14457.20

Client Name
SOUTH ORANGETOWN CENTRAL SCHOOL DISTRICT

Project Name
PHASE 1: 2022 BOND

District Office Address
160 VAN WYCK RD.
BLAUVELT, NY 10913

SOUTH ORANGETOWN CSD
- ■ WILLIAM O. SCHAEFER SED#: 30-03-01-06-0-012-020
- ☐ COTTAGE LANE ELEMENTARY SED#: 30-03-01-06-0-010-023
- ☐ COTTAGE LANE ELEMENTARY LIBRARY SED#: 30-03-01-06-8-023-002

PROJECT ISSUE & REVISION SCHEDULE

No.	Date	Description

△△△ Maker ECC Official Logo No Shading 08.26.22.jpg

PENFIELD, NY / RALEIGH, NC
(585) 377-1850
WWW.ECCTECHNOLOGIES.COM

PROFESSIONAL STAMPS

NEW YORK STATE EDUCATION STATEMENT

IT IS A VIOLATION OF THE NEW YORK STATE EDUCATION LAW AND THE COMMISSIONER REGULATIONS FOR ANY PERSON, UNLESS ACTING UNDER THE DIRECTION OF A LICENSED ARCHITECT, ENGINEER OR LAND SURVEYOR, TO ALTER AN ITEM IN ANY WAY. IF AN ITEM BEARING THE SEAL OF AN ARCHITECT, ENGINEER OR SURVEYOR IS ALTERED, THE ALTERING PARTY SHALL AFFIX TO THE ITEM THEIR SEAL AND THE NOTATION "ALTERED BY" FOLLOWED BY THEIR SIGNATURE AND THE DATE OF SUCH ALTERATION, AND A SPECIFIC DESCRIPTION OF ALTERATION.

SHEET INFORMATION

Issued	Scale
10/18/23	AS NOTED

Project Status
BID DOCUMENTS

Drawn By	Checked By
AH	BH

Drawing Title
FIRST FLOOR NEW WORK PLAN - AREA B

Drawing Number
WOS
T201

12/1/2022 12:41:39 PM <project location> REVIT PROJECT FILES ON BIM360

GENERAL NOTES

A. THE DISTRICT WILL REMOVE TELPHONES AND RE-INSTALL IN RENOVATED SPACES.

B. THE DISTRICT WILL REMOVE FLAT PANELS, SMART SMART BOARDS AND ASSOCIATED MOUNTING BRACKETS AND RE-INSTALL IN RENOVATED SPACES.

C. MOUNT ALL EXTERIOR STROBES AND HORNS AT 12' AFG UNLESS NOTED OTHERWISE

DRAWING NOTES

1. EXISTING WALL COMBO CLOCK / SPEAKER BAFFLE SHALL REMAIN. REMOVE ANALOG CLOCK AND INSTALL NEW RAULAND SURFACE BACKBOX OVER CLOCK OPENING. REFER TO DETAIL 2/T702 FOR ADDITIONAL INFORMATION.
2. REMOVE EXISTING CLOCK AND INSTALL NEW RAULAND SURFACE BACKBOX WITH SPEAKER AND DISPLAY. REFER TO DETAIL 1/T702 FOR ADDITIONAL INFORMATION.
3. INSTALL NEW RAULAND SURFACE BACK BOX CENTERED ON VERTICAL SECTION OF NEW SOFFIT.
4. REMOVE EXISTING HORN ASSEMBLY ON EXTERIOR AND INSTALL NEW HORN IN SAME LOCATION. REUSE CONDUIT SLEEVE THROUGH WALL AND INSTALL NEW SEAL TIGHT TO EXTERIOR HORN.
5. RE-INSTALL EXISTING CAMERA ON NEW CEILING. CONNECT TO EXISTING NETWORK JACK ABOVE CEILING WITH NEW CAT 6 PATCH CABLE.
6. INSTALL RELOCATED AND NEW DATA CABLES WITH ASSOCIATED HDMI AND USB CABLES FOR TEACHERS STATION AS SHOWN ON DETAIL 4/T701.
7. INSTALL RELOCATED WAP ON NEW CEILING. ATTACH T-BAR MOUNTING BRACKET TO MAIN T. PROVIDE A 20FT, CAT 6 PATCH CABLE TO CONNECT TO EXISTING CAT 6 JACK THAT PREVIOUSLY SERVED WAP.
8. INSTALL RELOCATED MOTION DETECTOR ON WALL JUST BELOW CEILING. EXTEND EXISTING INTRUSION DETECTION SYSTEM WIRING AS REQUIRED.
9. INSTALL RELOCATED MOTION DETECTOR ON WALL JUST BELOW CEILING. EXTEND EXISTING INTRUSION DETECTION SYSTEM WIRING AS REQUIRED.
10. FLAT PANEL AND ASSOCIATED MOUNTING BRACKET TO BE INSTALLED BY OWNER.
11. ALL WORK IN THIS ROOM IS PART OF ALTERNATE E1.

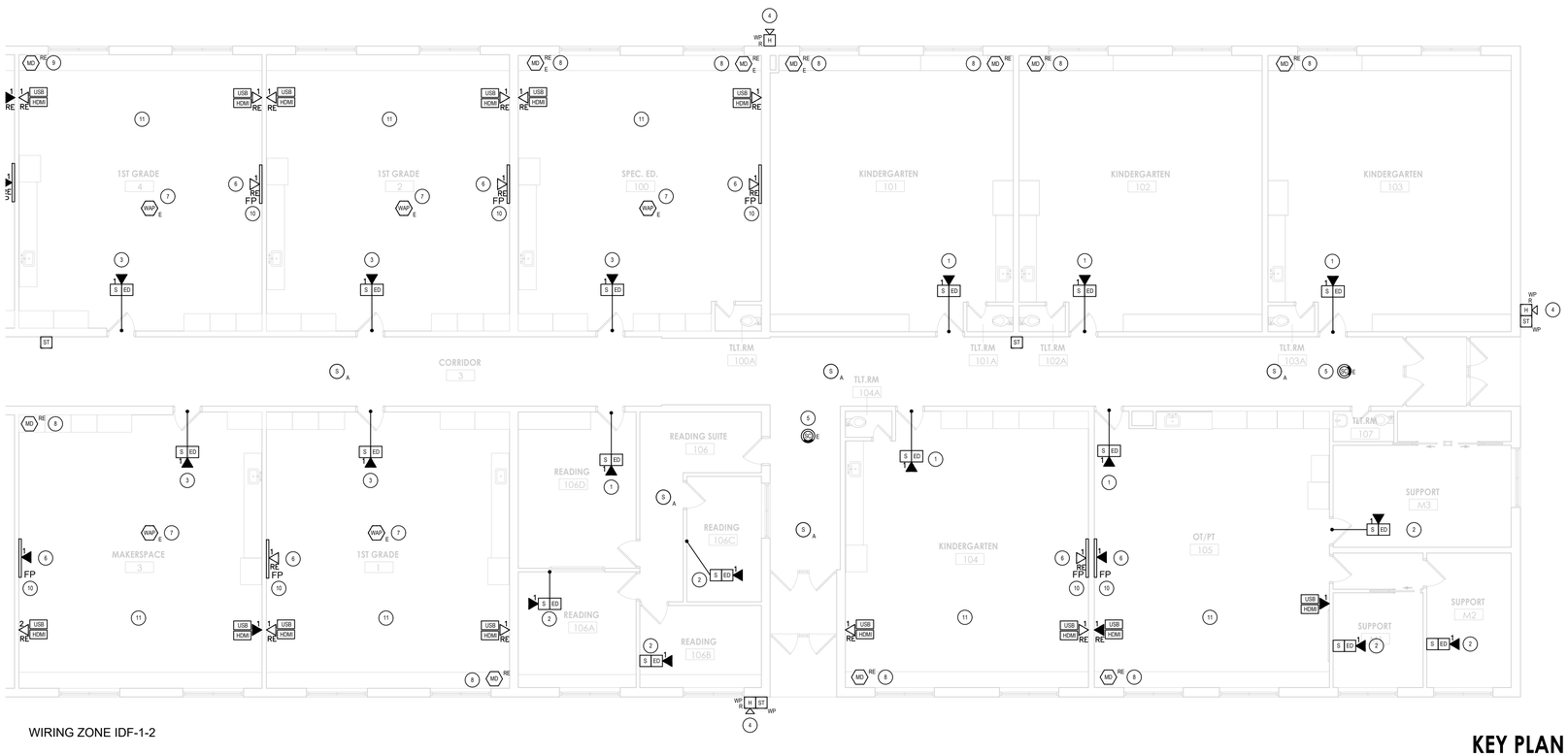

WIRING ZONE IDF-1-2

1 / T202 FIRST FLOOR PLAN - AREA C

SCALE: 1/8" = 1'-0"

KEY PLAN

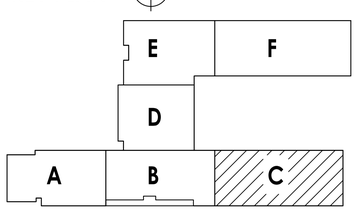

CPL | Architecture Engineering Planning
50 Front Street Suite 202,
Newburgh, NY 12550
CPLteam.com

SOUTH ORANGETOWN Central School District

Capital Improvements Bond

Essential Infrastructure for Student Health, Safety and Success

PROJECT INFORMATION

Project Number
14457.20

Client Name
SOUTH ORANGETOWN CENTRAL SCHOOL DISTRICT

Project Name
PHASE 1: 2022 BOND

District Office Address
160 VAN WYCK RD.
BLAUVELT, NY 10913

SOUTH ORANGETOWN CSD

- ■ WILLIAM G. SCHAEFER SED#: 30-03-01-06-0-012-020
- ☐ COTTAGE LANE ELEMENTARY SED#: 30-03-01-06-0-010-023
- ☐ COTTAGE LANE ELEMENTARY LIBRARY SED#: 30-03-01-06-8-023-002

PROJECT ISSUE & REVISION SCHEDULE

No.	Date	Description

△△△ Maker ECC Official Logo Rev Shading 08-26-22.png

PENFIELD, NY / RALEIGH, NC
(585) 377-1550
WWW.ECCTECHNOLOGIES.COM

PROFESSIONAL STAMPS

NEW YORK STATE EDUCATION STATEMENT

IT IS A VIOLATION OF THE NEW YORK STATE EDUCATION LAW AND THE COMMISSIONER'S EDUCATION LAW FOR ANY PERSON, UNLESS ACTING UNDER THE DIRECTION OF A LICENSED ARCHITECT, ENGINEER OR LAND SURVEYOR, TO ALTER AN ITEM IN ANY WAY. IF AN ITEM BEARING THE SEAL OF AN ARCHITECT, ENGINEER OR SURVEYOR IS ALTERED, THE ALTER PARTY SHALL AFFIX TO THE ITEM THEIR SEAL AND THE NOTATION "ALTERED BY" FOLLOW THEIR SIGNATURE AND THE DATE OF SUCH ALTERATION, AND A SPECIFIC DESCRIPTION ALTERATION.

SHEET INFORMATION

Issued	Scale
10/18/23	AS NOTED

Project Status
BID DOCUMENTS

Drawn By	Checked By
AH	BH

Drawing Title
FIRST FLOOR NEW WORK PLAN - AREA C

Drawing Number
WOS
T202

12/1/2022 12:41:39 PM <project location> REVIT PROJECT FILES ON BIM360

GENERAL NOTES

A. THE DISTRICT WILL REMOVE TELPHONES AND RE-INSTALL IN RENOVATED SPACES.

B. THE DISTRICT WILL REMOVE FLAT PANELS, SMART SMART BOARDS AND ASSOCIATED MOUNTING BRACKETS AND RE-INSTALL IN RENOVATED SPACES.

C. MOUNT ALL EXTERIOR STROBES AND HORNS AT 12' AFG UNLESS NOTED OTHERWISE

DRAWING NOTES

1. REMOVE EXISTING CLOCK AND INSTALL BLANK PLATE. MOUNT NEW LARGE DISPLAY OVER EXISTING JUNCTION BOX AND USE CONDUIT SYSTEM ROUTING OF NEW CAT 6 CABLE.
2. INSTALL NEW CUT OUT RELAY ON LOCAL SOUND SYSTEM.

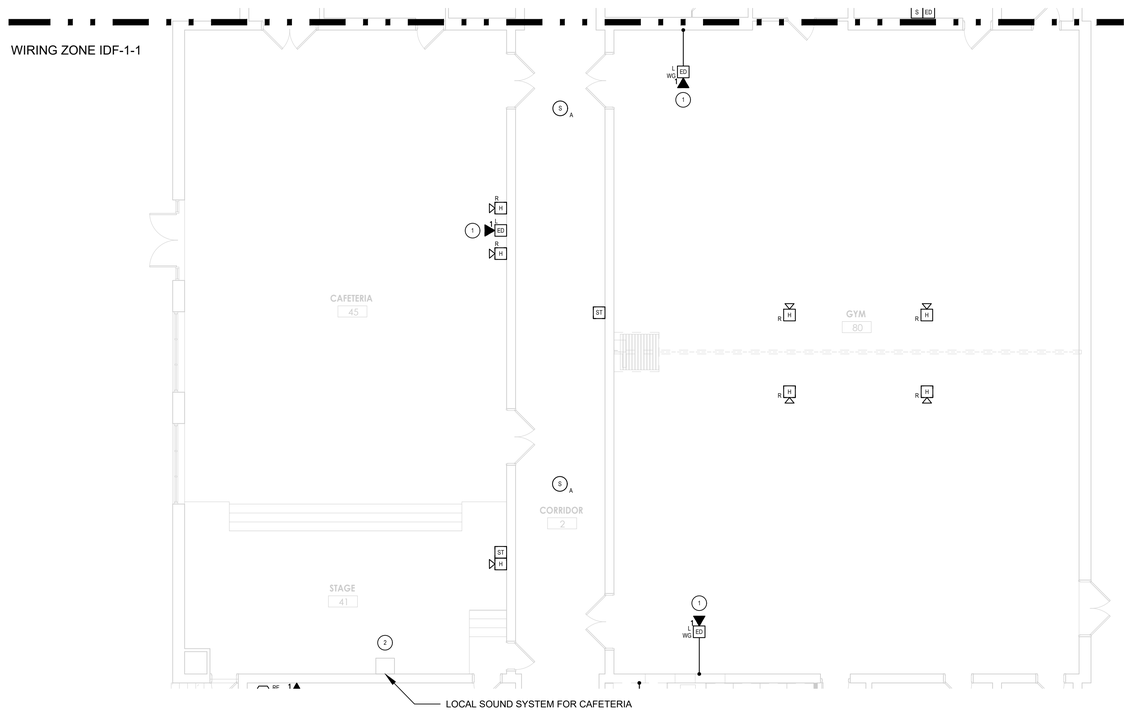

1 / T203 FIRST FLOOR PLAN - AREA D

SCALE: 1/8" = 1'-0"

KEY PLAN

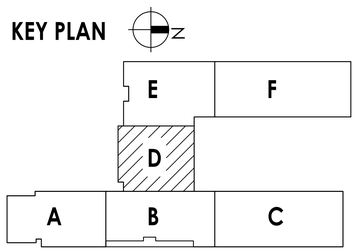

CPL | Architecture Engineering Planning
50 Front Street Suite 202,
Newburgh, NY 12550
CPLteam.com

SOUTH ORANGETOWN Central School District
Capital Improvements Bond
Essential Infrastructure for Student Health, Safety and Success

PROJECT INFORMATION

Project Number
14457.20

Client Name
SOUTH ORANGETOWN CENTRAL SCHOOL DISTRICT

Project Name
PHASE 1: 2022 BOND

District Office Address
160 VAN WYCK RD.
BLAUVELT, NY 10913

SOUTH ORANGETOWN CSD
- ■ WILLIAM O. SCHAEFER SED#: 50-03-01-06-0-012-020
- ☐ COTTAGE LANE ELEMENTARY SED#: 50-03-01-06-0-010-023
- ☐ COTTAGE LANE ELEMENTARY LIBRARY SED#: 50-03-01-06-8-023-002

PROJECT ISSUE & REVISION SCHEDULE

No.	Date	Description

PENFIELD, NY / RALEIGH, NC
(585) 377-1850
WWW.ECCTECHNOLOGIES.COM

PROFESSIONAL STAMPS

NEW YORK STATE EDUCATION STATEMENT

IT IS A VIOLATION OF THE NEW YORK STATE EDUCATION LAW AND THE COMMISSIONER REGULATIONS FOR ANY PERSON, UNLESS ACTING UNDER THE DIRECTION OF A LICENSED ARCHITECT, ENGINEER OR LAND SURVEYOR, TO ALTER AN ITEM IN ANY WAY. IF AN ITEM BEARING THE SEAL OF AN ARCHITECT, ENGINEER OR SURVEYOR IS ALTERED, THE ALTERING PARTY SHALL AFFIX TO THE ITEM THEIR SEAL AND THE NOTATION "ALTERED BY" FOLLOWED THEIR SIGNATURE AND THE DATE OF SUCH ALTERATION, AND A SPECIFIC DESCRIPTION ALTERATION.

SHEET INFORMATION

Issued	Scale
10/18/23	AS NOTED

Project Status
BID DOCUMENTS

Drawn By	Checked By
AH	BH

Drawing Title
FIRST FLOOR NEW WORK PLAN - AREA D

Drawing Number
WOS
T203

12/1/2022 12:41:39 PM <project location> REVIT PROJECT FILES ON BIM360

GENERAL NOTES

A. THE DISTRICT WILL REMOVE TELPHONES AND RE-INSTALL IN RENOVATED SPACES.

B. THE DISTRICT WILL REMOVE FLAT PANELS, SMART SMART BOARDS AND ASSOCIATED MOUNTING BRACKETS AND RE-INSTALL IN RENOVATED SPACES.

C. MOUNT ALL EXTERIOR STROBES AND HORNS AT 12' AFG UNLESS NOTED OTHERWISE

DRAWING NOTES

1. EXISTING WALL COMBO CLOCK / SPEAKER BAFFLE SHALL REMAIN. REMOVE ANALOG CLOCK AND INSTALL NEW RAULAND SURFACE BACKBOX OVER CLOCK OPENING. REFER TO DETAIL 2/T702 FOR ADDITIONAL INFORMATION.
2. REMOVE EXISTING CLOCK AND INSTALL NEW RAULAND SURFACE BACKBOX WITH SPEAKER AND DISPLAY. REFER TO DETAIL 1/T702 FOR ADDITIONAL INFORMATION.
3. REMOVE EXISTING CLOCK AND INSTALL BLANK PLATE. MOUNT NEW LOCKDOWN STROBE LIGHT ON BLANK PLATE.
4. REMOVE EXISTING HORN ASSEMBLY ON EXTERIOR AND INSTALL NEW HORN IN SAME LOCATION. REUSE CONDUIT SLEEVE THROUGH WALL AND INSTALL NEW SEAL TIGHT TO EXTERIOR HORN.
5. INSTALL NEW RAULAND SURFACE BACK BOX CENTERED ON VERTICAL SECTION OF NEW SOFFIT.
6. REMOVE EXISTING WIRELESS MASTER CLOCK AND TURN OVER TO OWNER.
7. CONNECT RECENTLY INSTALLED SPEAKERS IN BATHROOMS TO NEW CORRIDOR SPEAKER CIRCUIT.
8. INSTALL NEW DATA CABLES WITH ASSOCIATED HDMI AND USB CABLES FOR TEACHER'S STATIONS AS SHOWN ON DETAIL 4/T701.
9. INSTALL RELOCATED WAP ON NEW CEILING. ATTACH T-BAR MOUNTING BRACKET TO MAIN CEILING T. PROVIDE A 20FT, CAT 6 PATCH CABLE TO CONNECT TO EXISTING CAT 6 JACK THAT PREVIOUSLY SERVED WAP.
10. RE-INSTALL EXISTING CAMERA ON NEW CEILING. CONNECT TO EXISTING NETWORK JACK ABOVE CEILING WITH NEW CAT 6 PATCH CABLE.
11. INSTALL RELOCATED MOTION DETECTOR ON WALL JUST BELOW CEILING. EXTEND EXISTING INTRUSION DETECTION SYSTEM WIRING AS REQUIRED.
12. INSTALL RELOCATED MOTION DETECTOR ON WALL JUST BELOW CEILING. EXTEND EXISTING INTRUSION DETECTION SYSTEM WIRING AS REQUIRED.
13. FLAT PANEL AND ASSOCIATED MOUNTING BRACKET TO BE INSTALLED BY OWNER.

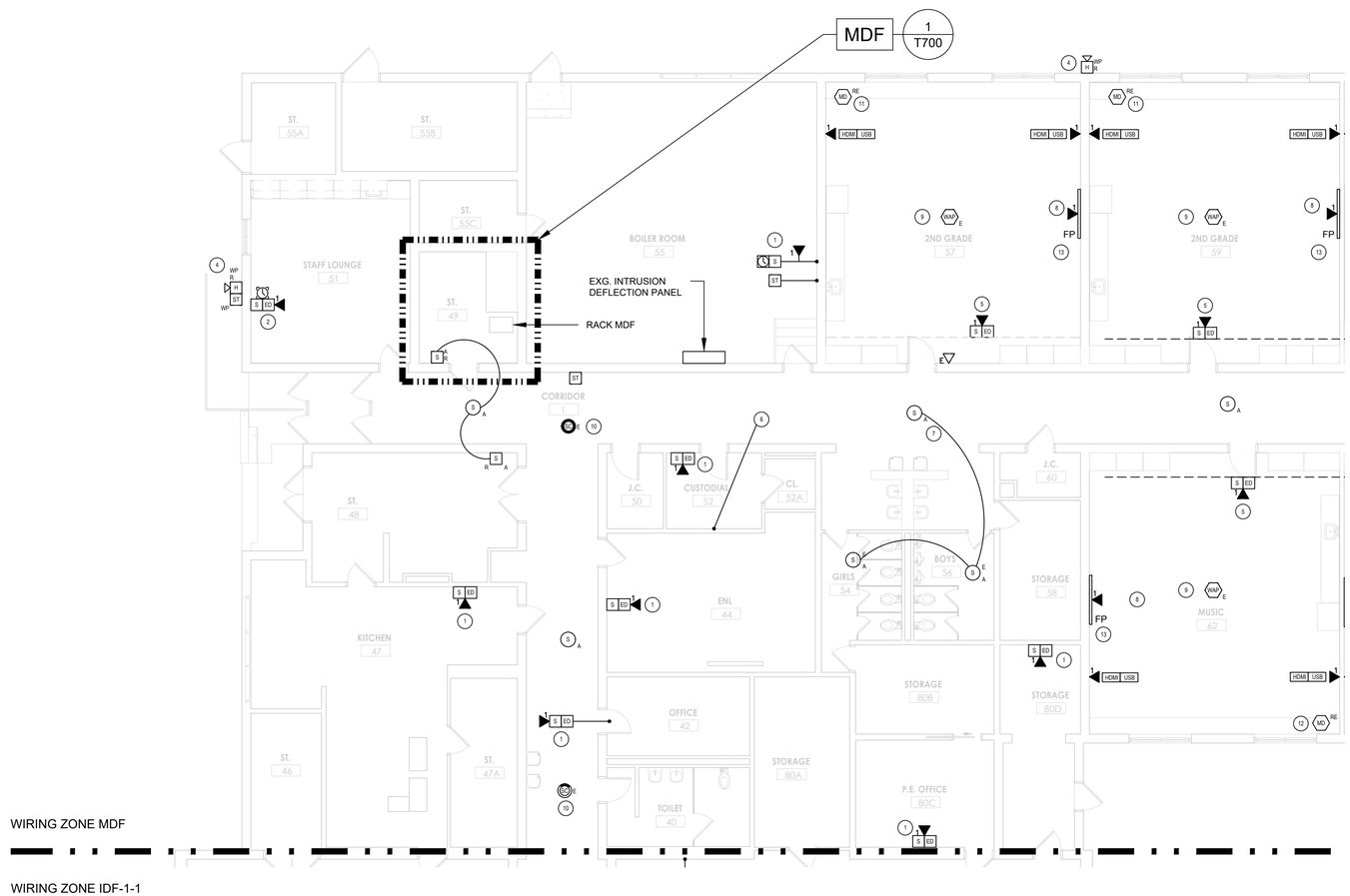

1 T204 FIRST FLOOR PLAN - AREA E

SCALE: 1/8" = 1'-0"

KEY PLAN

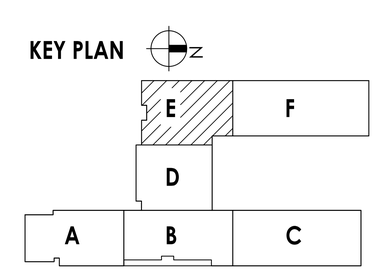

CPL | Architecture Engineering Planning
50 Front Street Suite 202,
Newburgh, NY 12550
CPLteam.com

SOUTH ORANGETOWN Central School District
Capital Improvements Bond
Essential Infrastructure for Student Health, Safety and Success

PROJECT INFORMATION

Project Number
14457.20

Client Name
SOUTH ORANGETOWN CENTRAL SCHOOL DISTRICT

Project Name
PHASE 1: 2022 BOND

District Office Address
160 VAN WYCK RD.
BLAUVELT, NY 10913

SOUTH ORANGETOWN CSD
- ■ WILLIAM O. SCHAEFER SED#: 50-03-01-06-0-012-020
- ☐ COTTAGE LANE ELEMENTARY SED#: 50-03-01-06-0-010-023
- ☐ COTTAGE LANE ELEMENTARY LIBRARY SED#: 50-03-01-06-8-023-002

PROJECT ISSUE & REVISION SCHEDULE

No.	Date	Description

△△△ Meter ECC Official Logo No Shading 08-26-22.png

PENFIELD, NY / RALEIGH, NC
(585) 377-1950
WWW.ECCTECHNOLOGIES.COM

PROFESSIONAL STAMPS

NEW YORK STATE EDUCATION STATEMENT

IT IS A VIOLATION OF THE NEW YORK STATE EDUCATION LAW AND THE COMMISSIONER REGULATIONS FOR ANY PERSON, UNLESS ACTING UNDER THE DIRECTION OF A LICENSED ARCHITECT, ENGINEER OR LAND SURVEYOR, TO ALTER AN ITEM IN ANY WAY. IF AN ITEM BEARING THE SEAL OF AN ARCHITECT, ENGINEER OR SURVEYOR IS ALTERED, THE ALTERING PARTY SHALL AFFIX TO THE ITEM THEIR SEAL AND THE NOTATION "ALTERED BY" FOLLOWED THEIR SIGNATURE AND THE DATE OF SUCH ALTERATION, AND A SPECIFIC DESCRIPTION OF ALTERATION.

SHEET INFORMATION

Issued	Scale
10/18/23	AS NOTED

Project Status
BID DOCUMENTS

Drawn By	Checked By
AH	BH

Drawing Title
FIRST FLOOR NEW WORK PLAN - AREA E

Drawing Number
WOS
T204

12/1/2022 12:41:39 PM <project location> REVIT PROJECT FILES ON BIM360

GENERAL NOTES

A. THE DISTRICT WILL REMOVE TELPHONES AND RE-INSTALL IN RENOVATED SPACES.

B. THE DISTRICT WILL REMOVE FLAT PANELS, SMART SMART BOARDS AND ASSOCIATED MOUNTING BRACKETS AND RE-INSTALL IN RENOVATED SPACES.

C. MOUNT ALL EXTERIOR STROBES AND HORNS AT 12' AFG UNLESS NOTED OTHERWISE

DRAWING NOTES

1. EXISTING WALL COMBO CLOCK / SPEAKER BAFFLE SHALL REMAIN. REMOVE ANALOG CLOCK AND INSTALL NEW RAULAND SURFACE BACKBOX OVER CLOCK OPENING. REFER TO DETAIL 2/T702 FOR ADDITIONAL INFORMATION.
2. INSTALL NEW RAULAND SURFACE BACK BOX CENTERED ON VERTICAL SECTION OF NEW SOFFIT.
3. REMOVE EXISTING HORN ASSEMBLY ON EXTERIOR AND INSTALL NEW HORN IN SAME LOCATION. REUSE CONDUIT SLEEVE THROUGH WALL AND INSTALL NEW SEAL TIGHT TO EXTERIOR HORN.
4. ROUTE 3/4 INCH EMT CONDUIT ON UNDERSIDE OF ROOF DECK, FOLLOW STRUCTURE TO NEW DEVICES. PAINT CONDUIT DEVICES. PAINT CONDUIT TO MATCH STRUCTURE.
5. INSTALL NEW DATA CABLES WITH ASSOCIATED HDMI AND USB CABLES FOR TEACHER'S STATION AS SHOWN ON DETAIL 4/T701.
6. INSTALL RELOCATED WAP ON NEW CEILING. ATTACH T-BAR MOUNTING BRACKET TO MAIN CEILING T. PROVIDE A 20FT, CAT 6 PATCH CABLE TO CONNECT TO EXISTING CAT 6 JACK THAT PREVIOUSLY SERVED WAP.
7. RE-INSTALL EXISTING CAMERA ON NEW CEILING. CONNECT TO EXISTING NETWORK JACK ABOVE CEILING WITH NEW CAT 6 PATCH CABLE.

DRAWING NOTES

8. INSTALL RELOCATED MOTION DETECTOR ON WALL JUST BELOW CEILING. EXTEND EXISTING INTRUSION DETECTION SYSTEM WIRING AS REQUIRED.
9. INSTALL RELOCATED MOTION DETECTOR ON WALL JUST BELOW CEILING. EXTEND EXISTING INTRUSION DETECTION SYSTEM WIRING AS REQUIRED.
10. FLAT PANEL AND ASSOCIATED MOUNTING BRACKET TO BE INSTALLED BY OWNER.

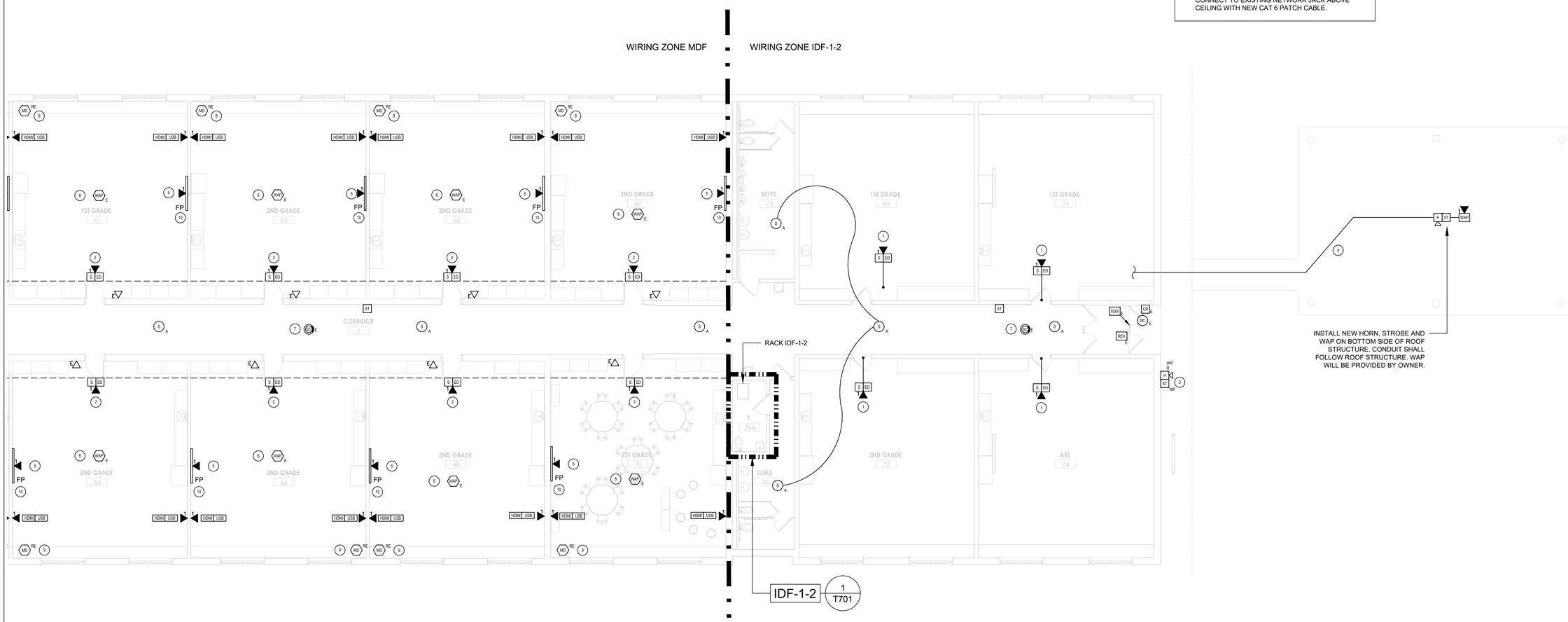

1 T205 FIRST FLOOR PLAN - AREA F

SCALE: 1/8" = 1'-0"

KEY PLAN

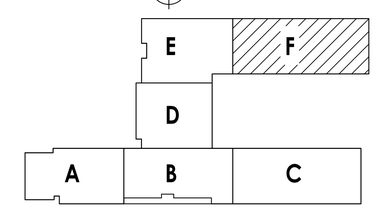

CPL | Architecture Engineering Planning
50 Front Street Suite 202,
Newburgh, NY 12550
CPLteam.com

SOUTH ORANGETOWN Central School District
Capital Improvements Bond
Essential Infrastructure for Student Health, Safety and Success

PROJECT INFORMATION

Project Number
14457.20

Client Name
SOUTH ORANGETOWN CENTRAL SCHOOL DISTRICT

Project Name
PHASE 1: 2022 BOND

District Office Address
160 VAN WYCK RD.
BLAUVELT, NY 10913

SOUTH ORANGETOWN CSD
- ■ WILLIAM O. SCHAEFER SED#: 30-03-01-06-0-012-020
- ☐ COTTAGE LANE ELEMENTARY SED#: 30-03-01-06-0-010-023
- ☐ COTTAGE LANE ELEMENTARY LIBRARY SED#: 30-03-01-06-8-023-002

PROJECT ISSUE & REVISION SCHEDULE

No.	Date	Description

J:\J\J_Meter ECC Official Logo No Shading 08-26-22.png

PENFIELD, NY / RALEIGH, NC
(585) 377-1850
WWW.ECCTECHNOLOGIES.COM

PROFESSIONAL STAMPS

NEW YORK STATE EDUCATION STATEMENT
IT IS A VIOLATION OF THE NEW YORK STATE EDUCATION LAW AND THE COMMISSIONS REGULATIONS FOR ANY PERSON, UNLESS ACTING UNDER THE DIRECTION OF A LICENS ARCHITECT, ENGINEER OR LAND SURVEYOR, TO ALTER AN ITEM IN ANY WAY. IF AN IEI ALTERS AN ITEM IN ANY WAY, THE ALTERING ENGINEER, ARCHITECT OR LAND SURVEYOR PARTY SHALL AFFIX TO THE ITEM THEIR SEAL AND THE NOTATION "ALTERED BY" FOLLOW THEIR SIGNATURE AND THE DATE OF SUCH ALTERATION, AND A SPECIFIC DESCRIPTION ALTERATION.

SHEET INFORMATION

Issued	Scale
10/18/23	AS NOTED

Project Status
BID DOCUMENTS

Drawn By	Checked By
AH	BH

Drawing Title
FIRST FLOOR NEW WORK PLAN - AREA F

Drawing Number
WOS T205

12/1/2022 12:41:39 PM <project location> REVIT PROJECT FILES ON BIM360

GENERAL NOTES

A. OWNER WILL BE RESPONSIBLE FOR PATCH CABLES BETWEEN PATCH PANELS AND NETWORK SWITCHES. EC SHALL COORDINATE ALL NETWORK CABLING MODIFICATIONS WITH OWNER TO MINIMIZE DOWNTIME ON NETWORK.

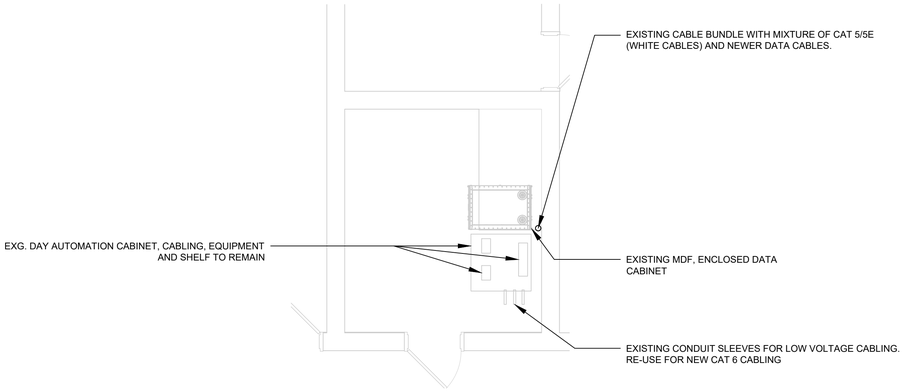

1 / T700 MDF (ROOM #49)
SCALE: 1/4"=1'-0"

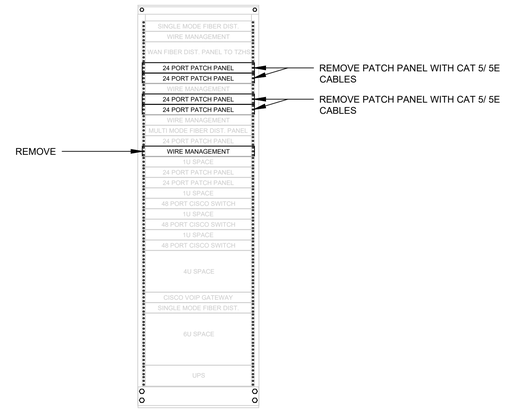

2 / T700 MDF RACK ELEVATION (EXISTING)
SCALE: NONE

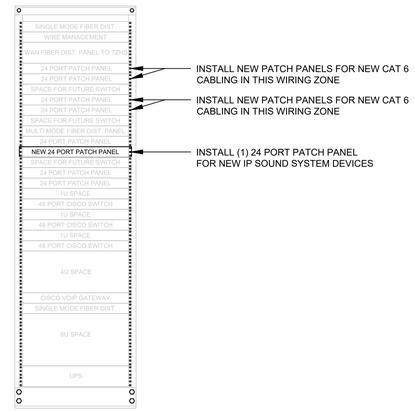

3 / T700 MDF RACK ELEVATION (NEW)
SCALE: NONE

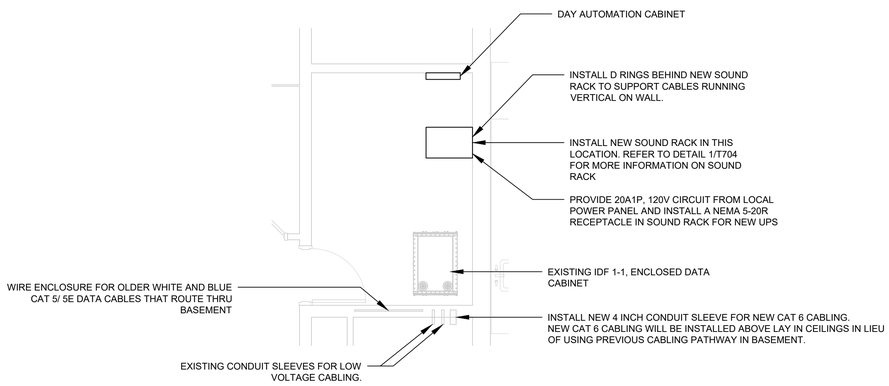

4 / T700 IDF-1-1 (ROOM #9)
SCALE: 1/4" = 1'-0



5 / T700 IDF-1-1 RACK ELEVATION (EXISTING)
SCALE: NONE



6 / T700 IDF-1-1 RACK ELEVATION (NEW)
SCALE: NONE

CPL | Architecture Engineering Planning
50 Front Street Suite 202,
Newburgh, NY 12550
CPLteam.com

SOUTH ORANGETOWN Central School District
Capital Improvements Bond
Essential Infrastructure for Student Health, Safety and Success

PROJECT INFORMATION

Project Number
14457.20

Client Name
SOUTH ORANGETOWN CENTRAL SCHOOL DISTRICT

Project Name
PHASE 1: 2022 BOND

District Office Address
160 VAN WYCK RD.
BLAUVELT, NY 10913

SOUTH ORANGETOWN CSD
- ■ WILLIAM G. SCHAEFER SED#: 30-03-01-06-0-012-020
- ☐ COTTAGE LANE ELEMENTARY SED#: 30-03-01-06-0-010-023
- ☐ COTTAGE LANE ELEMENTARY LIBRARY SED#: 30-03-01-06-8-023-002

PROJECT ISSUE & REVISION SCHEDULE

No.	Date	Description

./.../.. Water ECC Official Logo No Shading 08-26-22.png

PENFIELD, NY / RALEIGH, NC
(585) 377-1850
WWW.ECCTECHNOLOGIES.COM

PROFESSIONAL STAMPS

NEW YORK STATE EDUCATION STATEMENT

IT IS A VIOLATION OF THE NEW YORK STATE EDUCATION LAW AND THE COMMISSIONS REGULATIONS FOR ANY PERSON, UNLESS ACTING UNDER THE DIRECTION OF A LICENSED ARCHITECT, ENGINEER OR LAND SURVEYOR, TO ALTER AN ITEM IN ANY WAY. IF AN ITEM BEARING THE SEAL OF AN ARCHITECT, ENGINEER OR LAND SURVEYOR IS ALTERED, THE ALTERING PARTY SHALL AFFIX TO THE ITEM THEIR SEAL AND THE NOTATION "ALTERED BY" FOLLOWED THEIR SIGNATURE AND THE DATE OF SUCH ALTERATION, AND A SPECIFIC DESCRIPTION ALTERATION.

SHEET INFORMATION

Issued	Scale
10/18/23	AS NOTED

Project Status
BID DOCUMENTS

Drawn By	Checked By
AH	BH

Drawing Title
DETAILS

Drawing Number
WOS
T700

12/1/2022 12:41:39 PM <project location> REVIT PROJECT FILES ON BIM360

GENERAL NOTES

A. OWNER WILL BE RESPONSIBLE FOR PATCH CABLES BETWEEN PATCH PANELS AND NETWORK SWITCHES. EC SHALL COORDINATE ALL NETWORK CABLING MODIFICATIONS WITH OWNER TO MINIMIZE DOWNTIME ON NETWORK.

1 / T701 IDF-1-2 (ROOM #76A)

SCALE: 1/4"=1'-0"

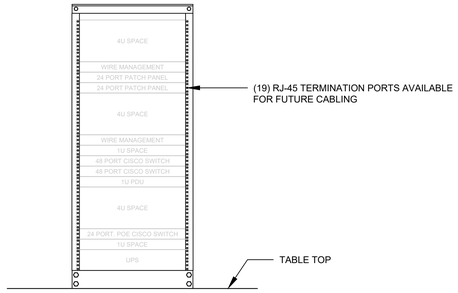

2 / T701 IDF-1-2 RACK ELEVATION (EXISTING)

SCALE: NONE

SPECIAL NOTE: NO FIBER BACKBONE TO THIS RACK

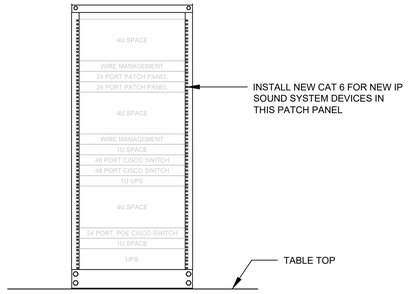

3 / T701 IDF-1-2 RACK ELEVATION (NEW)

SCALE: NONE

SPECIAL NOTE: NO FIBER BACKBONE TO THIS RACK

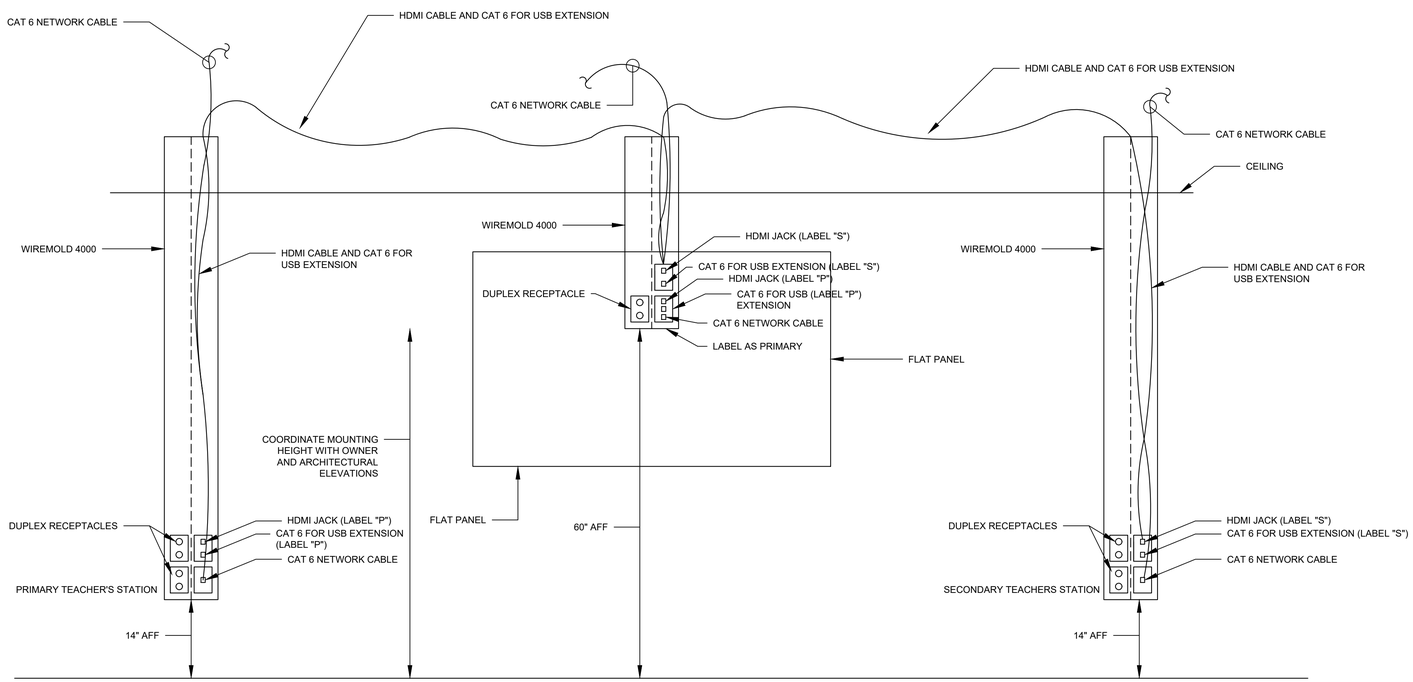

4 / T701 TYPICAL CLASSROOM FLAT PANEL WIRING DIAGRAM

SCALE: NO SCALE

CPL | Architecture Engineering Planning
50 Front Street Suite 202,
Newburgh, NY 12550
CPLteam.com

SOUTH ORANGETOWN Central School District

Capital Improvements Bond

Essential Infrastructure for Student Health, Safety and Success

PROJECT INFORMATION

Project Number
14457.20

Client Name
SOUTH ORANGETOWN CENTRAL SCHOOL DISTRICT

Project Name
PHASE 1: 2022 BOND

District Office Address
160 VAN WYCK RD.
BLAUVELT, NY 10913

SOUTH ORANGETOWN CSD

- ■ WILLIAM G. SCHAEFER SED#: 30-03-01-06-0-012-020
- ☐ COTTAGE LANE ELEMENTARY SED#: 30-03-01-06-0-010-023
- ☐ COTTAGE LANE ELEMENTARY LIBRARY SED#: 30-03-01-06-8-023-002

PROJECT ISSUE & REVISION SCHEDULE

No.	Date	Description

△△△_Maker ECC Official Logo No Shading 08-26-22.png

PENFIELD, NY / RALEIGH, NC
(585) 377-1850
WWW.ECCTECHNOLOGIES.COM

PROFESSIONAL STAMPS

NEW YORK STATE EDUCATION STATEMENT

IT IS A VIOLATION OF THE NEW YORK STATE EDUCATION LAW AND THE COMMISSIONS REGULATIONS FOR ANY PERSON, UNLESS ACTING UNDER THE DIRECTION OF A LICENSED ARCHITECT, ENGINEER OR LAND SURVEYOR, TO ALTER AN ITEM IN ANY WAY. IF AN ITEM BEARING THE SEAL OF AN ARCHITECT, ENGINEER OR LAND SURVEYOR IS ALTERED, THE ALTERING PARTY SHALL AFFIX TO THE ITEM THEIR SEAL AND THE NOTATION "ALTERED BY" FOLLOWED THEIR SIGNATURE AND THE DATE OF SUCH ALTERATION, AND A SPECIFIC DESCRIPTION ALTERATION.

SHEET INFORMATION

Issued	Scale
10/18/23	AS NOTED

Project Status
BID DOCUMENTS

Drawn By	Checked By
AH	BH

Drawing Title
DETAILS

Drawing Number
WOS
T701

12/1/2022 12:41:39 PM <project location> REVIT PROJECT FILES ON BIM360

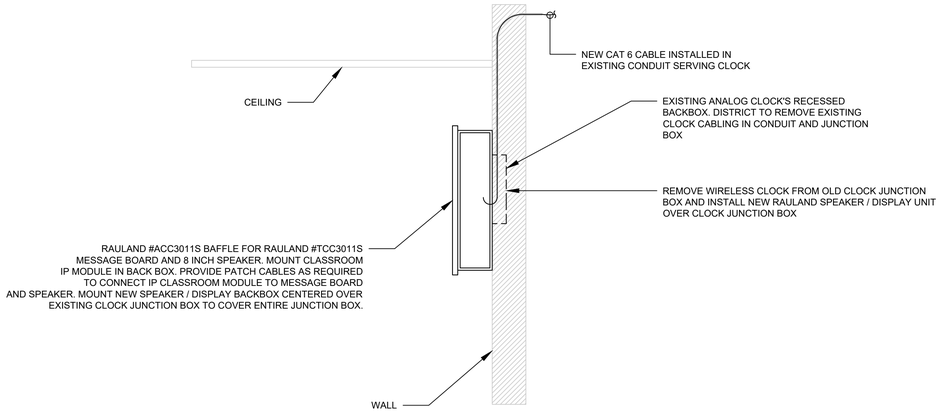

1 / T702 CLOCK JB & SPEAKER / MESSAGE BOARD INSTALLATION DETAIL
SCALE: NONE

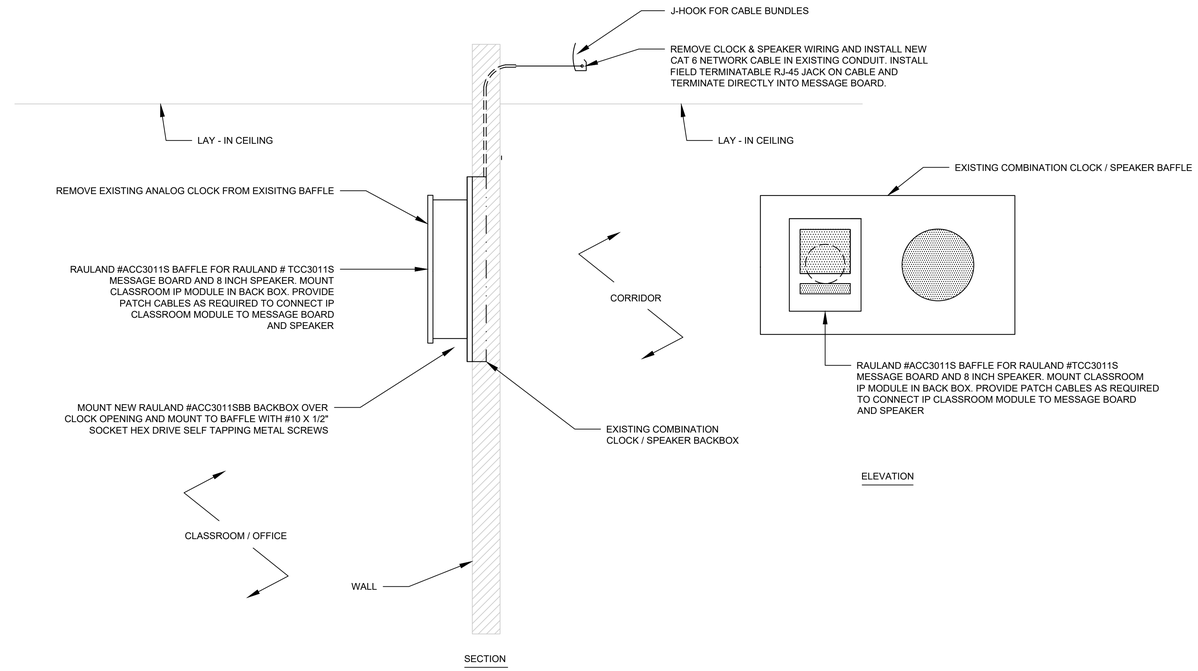

2 / T702 TYPICAL MOUNTING DETAIL FOR RAULAND MESSAGE BOARD / SPEAKER ASSEMBLY ON COMBO CLOCK SPEAKER BAFFLE
SCALE: NONE

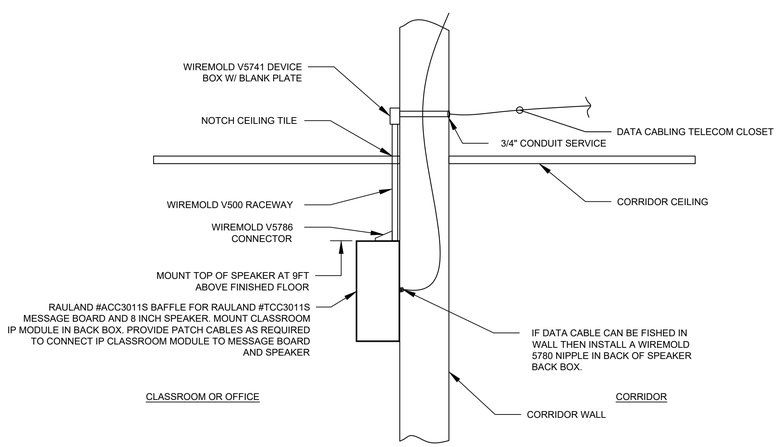

3 / T702 IP SURFACE SPEAKER / DISPLAY NEW INSTALLATION DETAIL
SCALE: NONE

12/1/2022 12:41:39 PM <project location> REVIT PROJECT FILES ON BIM360

CPL | Architecture Engineering Planning
50 Front Street Suite 202,
Newburgh, NY 12550
CPLteam.com

SOUTH ORANGETOWN Central School District
Capital Improvements Bond
Essential Infrastructure for Student Health, Safety and Success

PROJECT INFORMATION

Project Number
14457.20

Client Name
SOUTH ORANGETOWN CENTRAL SCHOOL DISTRICT

Project Name
PHASE 1: 2022 BOND

District Office Address
160 VAN WYCK RD.
BLAUVELT, NY 10913

SOUTH ORANGETOWN CSD
- ■ WILLIAM O. SCHAEFER SED#: 30-03-01-06-0-012-020
- ☐ COTTAGE LANE ELEMENTARY SED#: 30-03-01-06-0-010-023
- ☐ COTTAGE LANE ELEMENTARY LIBRARY SED#: 30-03-01-06-8-023-002

PROJECT ISSUE & REVISION SCHEDULE

No.	Date	Description

./.\._Meter ECC Official Logo No Shading 08-26-22.png

PENFIELD, NY / RALEIGH, NC
(585) 377-1850
WWW.ECCTECHNOLOGIES.COM

PROFESSIONAL STAMPS

NEW YORK STATE EDUCATION STATEMENT

IT IS A VIOLATION OF THE NEW YORK STATE EDUCATION LAW AND THE COMMISSIONS REGULATIONS FOR ANY PERSON, UNLESS ACTING UNDER THE DIRECTION OF A LICENSED ARCHITECT, ENGINEER OR LAND SURVEYOR, TO ALTER AN ITEM IN ANY WAY. IF AN ITEM BEARING THE SEAL OF AN ARCHITECT, ENGINEER OR LAND SURVEYOR IS ALTERED, THE ALTERING PARTY SHALL AFFIX TO THE ITEM THEIR SEAL AND THE NOTATION "ALTERED BY" FOLLOWED THEIR SIGNATURE AND THE DATE OF SUCH ALTERATION, AND A SPECIFIC DESCRIPTION ALTERATION.

SHEET INFORMATION

Issued	Scale
10/18/23	AS NOTED

Project Status
BID DOCUMENTS

Drawn By	Checked By
AH	BH

Drawing Title
DETAILS

Drawing Number
WOS
T702

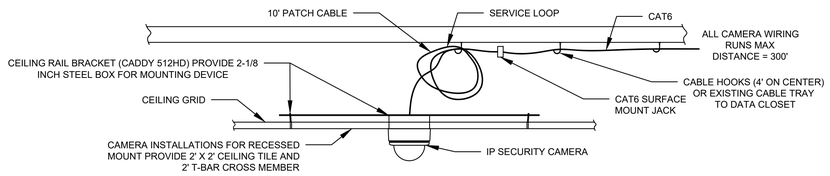

1 / T703 TYPICAL CEILING DOME IP CAMERA INSTALLATION DETAIL
SCALE: NONE

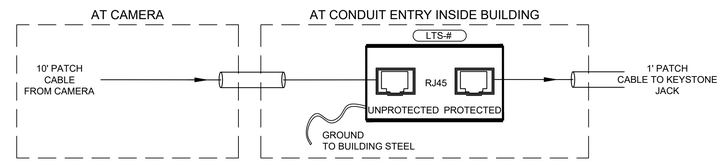

LIGHTNING PROTECTION NOTES:

1. EACH SURGE PROTECTOR SHALL BE LOCATED CLOSE TO THE POINT OF ENTRY OF WIRING TRAVELING OUTSIDE OF BUILDING. PROTECTOR MUST BE BONDED TO GROUND PER NEC SECTION 800.100 IV GROUNDING METHODS. A GENERAL-PURPOSE TYPE ENCLOSURE SHALL BE PROVIDED FOR ALL SURGE PROTECTIVE DEVICES.
2. THESE DEVICES NOT INTENDED FOR DIRECT EXPOSURE TO THE ELEMENTS. USE A NEMA 4X ENCLOSURE OR SIMILAR, FOR OUTDOOR APPLICATIONS.
3. SECURELY MOUNT THESE DEVICES BETWEEN THE FIELD WIRING AND THE EQUIPMENT TO BE PROTECTED WITH #8 SCREWS PROVIDED.
4. TO ALLOW THE SURGE PROTECTOR REACTION TIME, PROVIDE A MINIMUM OF 3-6 FT. OF CONDUCTOR LENGTH BETWEEN THE DTK-UNIT AND THE EQUIPMENT TO BE PROTECTED. PROVIDE A GROUND CONNECTOR TO THE EARTH GROUND SHORTER THEN THE DISTANCE BETWEEN THE DTK-UNIT AND THE EQUIPMENT.
5. CONNECT A MINIMUM OF #12 AWG WIRE FROM THE GROUND CONNECTOR TO THE EARTH GROUND W/ 25 OHMS OR LESS (5 OHMS PREFERRED). USE ONE COMMON GROUND PER SYSTEM TO ELIMINATE THE POSSIBILITY OF A DIFFERENCE IN GROUND POTENTIALS. ADDITION OF A GROUND ROD MAY BE REQUIRED

2 / T703 IP EXTERIOR CAMERA LIGHTNING SUPPRESSION WIRING
SCALE: NONE

CPL | Architecture Engineering Planning
50 Front Street Suite 202,
Newburgh, NY 12550
CPLteam.com

SOUTH ORANGETOWN Central School District
Capital Improvements Bond
Essential Infrastructure for Student Health, Safety and Success

PROJECT INFORMATION

Project Number
14457.20

Client Name
SOUTH ORANGETOWN CENTRAL SCHOOL DISTRICT

Project Name
PHASE 1: 2022 BOND

District Office Address
160 VAN WYCK RD.
BLAUVELT, NY 10913

SOUTH ORANGETOWN CSD
- WILLIAM O. SCHAEFER SED#: 50-03-01-06-0-012-020
- COTTAGE LANE ELEMENTARY SED#: 50-03-01-06-0-010-023
- COTTAGE LANE ELEMENTARY LIBRARY SED#: 50-03-01-06-8-023-002

PROJECT ISSUE & REVISION SCHEDULE

No.	Date	Description

J:\J.L.\Maker ECC Official Logo No Shading 09-09-22.png

PENFIELD, NY / RALEIGH, NC
(585) 377-1850
WWW.ECCTECHNOLOGIES.COM

PROFESSIONAL STAMPS

NEW YORK STATE EDUCATION STATEMENT
IT IS A VIOLATION OF THE NEW YORK STATE EDUCATION LAW AND THE COMMISSIONER REGULATIONS FOR ANY PERSON, UNLESS ACTING UNDER THE DIRECTION OF A LICENSED ARCHITECT, ENGINEER OR LAND SURVEYOR, TO ALTER AN ITEM IN ANY WAY. IF AN ITEM BEARING THE SEAL OF AN ARCHITECT, ENGINEER OR SURVEYOR IS ALTERED, THE ALTERING PARTY SHALL AFFIX TO THE ITEM THEIR SEAL AND THE NOTATION "ALTERED BY" FOLLOW THEIR SIGNATURE AND THE DATE OF SUCH ALTERATION, AND A SPECIFIC DESCRIPTION ALTERATION.

SHEET INFORMATION

Issued	Scale
10/18/23	AS NOTED

Project Status
BID DOCUMENTS

Drawn By	Checked By
AH	BH

Drawing Title
DETAILS

Drawing Number
WOS
T703

12/1/2022 12:41:39 PM <project location> REVIT PROJECT FILES ON BIM360

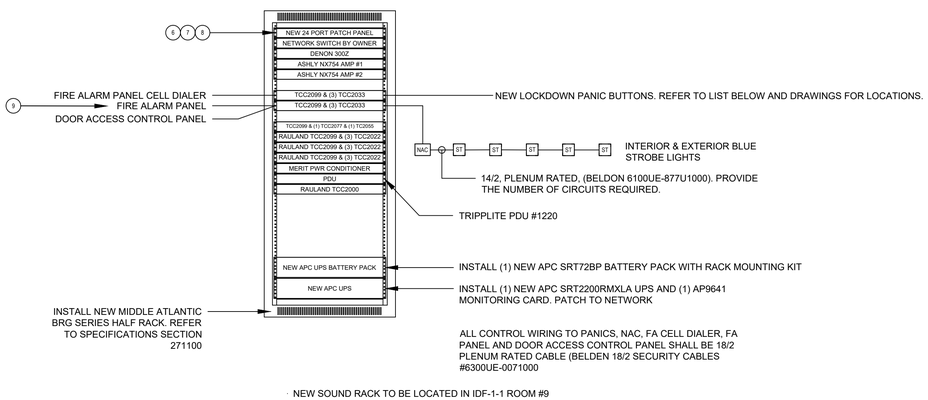

1 / T704 NEW SOUND RACK ELEVATION
SCALE: NONE

ANALOG SPEAKER CIRCUITS AND ZONES:

Amp #1, Channel 1:
- Corridors / Bathrooms - Area A & B

Amp #1, Channel 2:
- Corridors / Bathrooms - Area C & D

Amp #1, Channel 3:
- Exterior Horns - Area A & B

Amp #1, Channel 4:
- Exterior Horns - Area C & D

Amp #2, Channel 1:
- Cafeteria & Stage

Amp #2, Channel 2:
- Gym

Amp #2, Channel 3:
- New Exterior Classroom

Amp #2, Channel 4:
- Spare

WILLIAM O. SCHAEFER ES NEW PANIC BUTTONS

(1) PRINCIPAL 11B
(2) OFFICE 11A
(3) MAIN OFFICE 11
(4) MAIN OFFICE 11
(5) MAIN OFFICE 11
(6) NURSE 16

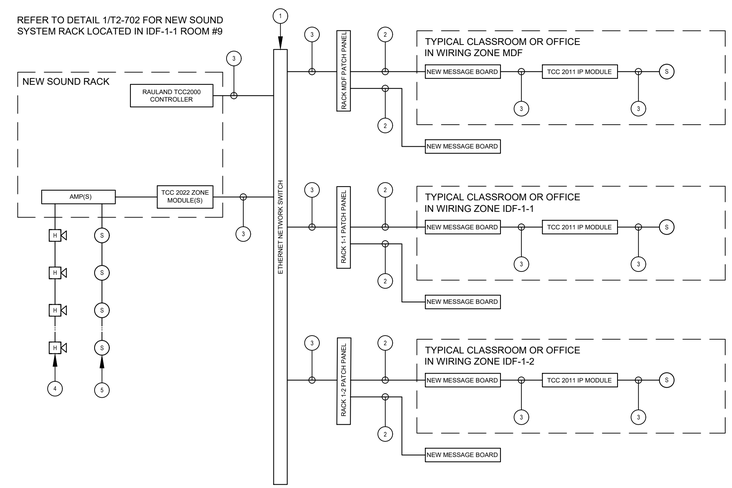

2 / T704 SOUND SYSTEM RISER
SCALE: NONE

DRAWING NOTES

1. NETWORK SWITCH PROVIDED BY OWNER.
2. NEW CAT6 HORIZONTAL CABLING WILL BE PROVIDED FROM PATCH PANEL TO MESSAGE BOARD LOCATION. MESSAGE BOARD END WILL HAVE A FIELD TERMINATABLE RJ-45 MALE END WITH A CABLE LABEL. CONNECT TO NEW MESSAGE BOARD AND INSTALL NECESSARY RACEWAYS.
3. NEW CAT6 PATCH CABLE.
4. EXTERIOR PAGING HORNS WIRED IN SERIES WITH 18/2 SHIELDED WIRE. TAP AT 3.7 WATTS. MAX 20 HORNS PER CIRCUIT. REFER TO DETAIL 2/T3-700 FOR ADDITIONAL INFORMATION ON HORN CIRCUITS AND AMPLIFIERS.
5. CORRIDOR SPEAKERS WIRED IN SERIES WITH 18/2 SHIELDED WIRE. TAP AT 1.25 WATTS. MAX 60 SPEAKERS PER CIRCUIT. REFER TO DETAIL 2/T3-700 FOR ADDITIONAL INFORMATION ON SPEAKER CIRCUITS AND AMPLIFIERS.
6. INSTALL (2) CAT6 CABLES EXTENDING BACK TO MDF. TERMINATE CABLING IN EXISTING MODULAR PATCH PANEL OR PROVIDE NEW PATCH PANEL AS NECESSARY.
7. INSTALL (1) CAT6 CABLE EXTENDING BACK TO VoIP GATEWAY IN FIRST FLOOR MDF. TERMINATE CABLING IN EXISTING MODULAR PATCH PANEL OR PROVIDE NEW PATCH PANEL AS NECESSARY.
8. INSTALL (1) NEW CAT6 CABLE TO DESK FOR (1) NEW RAULAND 2055 ADMINISTRATIVE CONSOLE. COORDINATE ROOM LOCATION AND PLACEMENT OF JACK WITH OWNER.
9. FIRE ALARM PANEL CONNECTION IS TO SIGNAL TO FIRE ALARM SYSTEM THAT THE LOCKDOWN SYSTEM HAS WENT INTO ALARM AND TRIGGER RELEASE OF THE MAGNETIC HOLDERS ON SMOKE DOORS. THE FIRE ALARM PANEL SHALL ALSO BE PROGRAMMED TO STOP A FIRE ALARM IN THE EVENT THAT A LOCKDOWN HAS ALSO BEEN TRIGGERED PER UL2572.

CPL | Architecture Engineering Planning
50 Front Street Suite 202,
Newburgh, NY 12550
CPLteam.com

SOUTH ORANGETOWN Central School District
Capital Improvements Bond
Essential Infrastructure for Student Health, Safety and Success

PROJECT INFORMATION

Project Number
14457.20

Client Name
SOUTH ORANGETOWN CENTRAL SCHOOL DISTRICT

Project Name
PHASE 1: 2022 BOND

District Office Address
160 VAN WYCK RD.
BLAUVELT, NY 10913

SOUTH ORANGETOWN CSD
- ■ WILLIAM O. SCHAEFER SED#: 30-03-01-06-0-012-020
- ☐ COTTAGE LANE ELEMENTARY SED#: 30-03-01-06-0-010-023
- ☐ COTTAGE LANE ELEMENTARY LIBRARY SED#: 30-03-01-06-8-023-002

PROJECT ISSUE & REVISION SCHEDULE

No.	Date	Description

△1.1.1. Maker ECC Official Logo No Shading 08-26-22.png

PENFIELD, NY / RALEIGH, NC
(585) 377-1850
WWW.ECCTECHNOLOGIES.COM

PROFESSIONAL STAMPS

NEW YORK STATE EDUCATION STATEMENT
IT IS A VIOLATION OF THE NEW YORK STATE EDUCATION LAW AND THE COMMISSIONER OF EDUCATION'S RULES FOR ANY PERSON, UNLESS ACTING UNDER THE DIRECTION OF A LICENSED ARCHITECT, ENGINEER OR LAND SURVEYOR, TO ALTER AN ITEM IN ANY WAY. IF AN ITEM BEARING THE SEAL OF AN ARCHITECT, ENGINEER OR SURVEYOR IS ALTERED, THE ALTERING PARTY SHALL AFFIX TO THE ITEM THEIR SEAL AND THE NOTATION "ALTERED BY" FOLLOWED THEIR SIGNATURE AND THE DATE OF SUCH ALTERATION, AND A SPECIFIC DESCRIPTION ALTERATION.

SHEET INFORMATION

Issued	Scale
10/18/23	AS NOTED

Project Status
BID DOCUMENTS

Drawn By	Checked By
AH	BH

Drawing Title
DETAILS

Drawing Number
WOS
T704

12/1/2022 12:41:39 PM <project location> REVIT PROJECT FILES ON BIM360

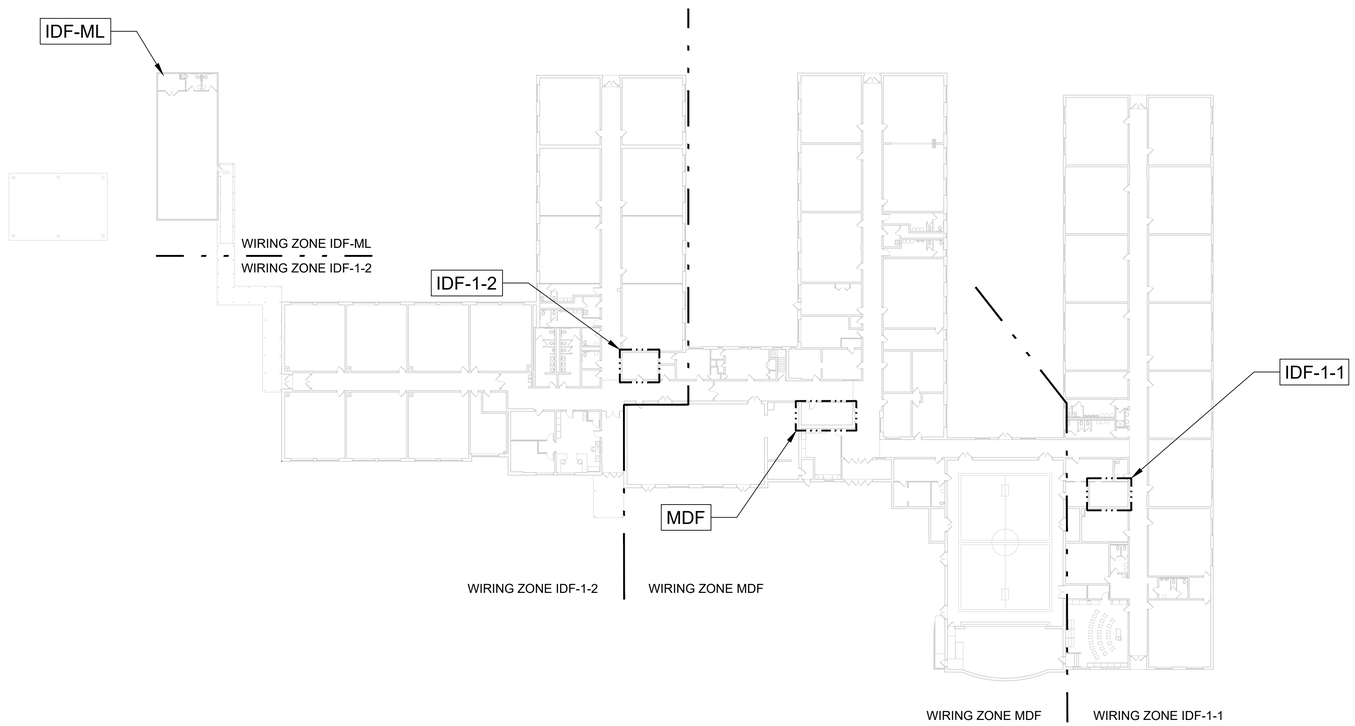

1 T001 KEY PLAN
SCALE: 1/32" = 1'-0"

KEY PLAN

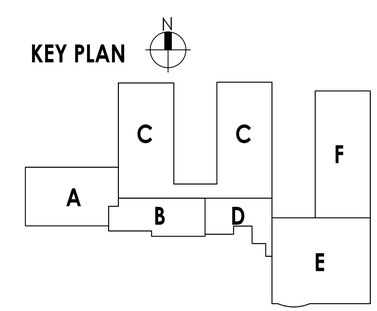

CPL | Architecture Engineering Planning
50 Front Street Suite 202,
Newburgh, NY 12550
CPLteam.com

SOUTH ORANGETOWN Central School District
Capital Improvements Bond
Essential Infrastructure for Student Health, Safety and Success

PROJECT INFORMATION

Project Number
14457.20

Client Name
SOUTH ORANGETOWN CENTRAL SCHOOL DISTRICT

Project Name
PHASE 1: 2022 BOND

District Office Address
160 VAN WYCK RD.
BLAUVELT, NY 10913

SOUTH ORANGETOWN CSD
- WILLIAM O. SCHAEFER SED#: 30-03-01-06-0-012-020
- COTTAGE LANE ELEMENTARY SED#: 30-03-01-06-0-010-023
- COTTAGE LANE ELEMENTARY LIBRARY SED#: 30-03-01-06-8-023-002

PROJECT ISSUE & REVISION SCHEDULE

No.	Date	Description

PENFIELD, NY / RALEIGH, NC
(585) 377-1550
WWW.ECCTECHNOLOGIES.COM

PROFESSIONAL STAMPS

NEW YORK STATE EDUCATION STATEMENT

IT IS A VIOLATION OF THE NEW YORK STATE EDUCATION LAW AND THE COMMISSIONER REGULATIONS FOR ANY PERSON, UNLESS ACTING UNDER THE DIRECTION OF A LICENSED PROFESSIONAL ENGINEER OR ARCHITECT, TO ALTER IN ANY WAY AN ITEM BEARING THE SEAL OF AN ARCHITECT, ENGINEER OR SURVEYOR IS ALTERED. THE ALTER PARTY SHALL AFFIX TO THE ITEM THEIR SEAL AND THE NOTATION "ALTERED BY" FOLLOW THEIR SIGNATURE AND THE DATE OF SUCH ALTERATION, AND A SPECIFIC DESCRIPTION ALTERATION.

SHEET INFORMATION

Issued	Scale
10/18/23	AS NOTED

Project Status
BID DOCUMENTS

Drawn By	Checked By
AH	BH

Drawing Title
KEY PLAN

Drawing Number
CLES
T001

12/1/2022 12:41:39 PM <project location> REVIT PROJECT FILES ON BIM360





1
T100
FIRST FLOOR - AREA A
SCALE: 1/8" = 1'-0"

DRAWING NOTES

1. EXISTING CEILING WITHIN SPACE TO BE REMOVED. DISCONNECT, REMOVE AND STORE WIRELESS ACCESS POINT AND REINSTALL AS ON MAIN T-BAR WITH WAP MOUNTING BRACKET AS SHOWN ON NEW WORK DRAWINGS. COORDINATE MAC ADDRESS WITH DISTRICT IT DEPARTMENT. REUSE ALL EXISTING PATCH CABLES.
2. PART OF EXISTING CEILING WITHIN SPACE TO BE REMOVED. ALL CONTROL CABLING BETWEEN TEACHERS STATION AND FLAT PANELS TO REMAIN. SUPPORT CABLES ABOVE CEILING WITH (4) J-HOOKS TO KEEP CABLES OFF NEW CEILING T-BAR SYSTEM.
3. EXISTING CEILING WITHIN SPACE TO BE REMOVED. DISCONNECT, REMOVE AND STORE IP CAMERA AND REINSTALL AS SHOWN ON CAMERA MOUNTING DETAIL FOR LAY IN CEILINGS. COORDINATE MAC ADDRESS WITH DISTRICT IT DEPARTMENT. REUSE ALL EXISTING PATCH CABLES.

KEY PLAN

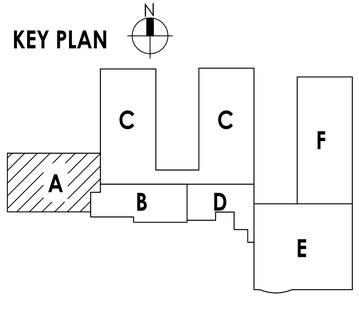

CPL | Architecture Engineering Planning
50 Front Street Suite 202,
Newburgh, NY 12550
CPLteam.com

SOUTH ORANGETOWN Central School District
Capital Improvements Bond
Essential Infrastructure for Student Health, Safety and Success

PROJECT INFORMATION

Project Number
14457.20

Client Name
SOUTH ORANGETOWN CENTRAL SCHOOL DISTRICT

Project Name
PHASE 1: 2022 BOND

District Office Address
160 VAN WYCK RD.
BLAUVELT, NY 10913

SOUTH ORANGETOWN CSD
- WILLIAM O. SCHAEFER SED#: 50-03-01-06-0-012-020
- COTTAGE LANE ELEMENTARY SED#: 50-03-01-06-0-010-023
- COTTAGE LANE ELEMENTARY LIBRARY SED#: 50-03-01-06-8-023-002

PROJECT ISSUE & REVISION SCHEDULE

No.	Date	Description

.\.\.\.\ Master ECC Officer Logo No Shading 09-26-22.png

PENFIELD, NY / RALEIGH, NC
(585) 377-1850
WWW.ECCTECHNOLOGIES.COM

PROFESSIONAL STAMPS

NEW YORK STATE EDUCATION STATEMENT

IT IS A VIOLATION OF THE NEW YORK STATE EDUCATION LAW AND THE COMMISSIONER REGULATIONS FOR ANY PERSON, UNLESS ACTING UNDER THE DIRECTION OF A LICENSED ARCHITECT, ENGINEER OR LAND SURVEYOR, TO ALTER AN ITEM IN ANY WAY. IF AN ITEM BEARING THE SEAL OF AN ARCHITECT, ENGINEER OR SURVEYOR IS ALTERED, THE ALTERING PARTY SHALL AFFIX TO THE ITEM THEIR SEAL AND THE NOTATION "ALTERED BY" FOLLOW THEIR SIGNATURE AND THE DATE OF SUCH ALTERATION, AND A SPECIFIC DESCRIPTION ALTERATION.

SHEET INFORMATION

Issued	Scale
10/18/23	AS NOTED

Project Status
BID DOCUMENTS

Drawn By	Checked By
AH	BH

Drawing Title
FIRST FLOOR DEMOLITION PLAN - AREA A

Drawing Number
CLES
T100

12/1/2022 12:41:39 PM <project location> REVIT PROJECT FILES ON BIM360

DRAWING NOTES

1. EXISTING CEILING WITHIN SPACE TO BE REMOVED. DISCONNECT, REMOVE AND STORE WIRELESS ACCESS POINT AND REINSTALL AS ON MAIN T-BAR WITH WAP MOUNTING BRACKET AS SHOWN ON NEW WORK DRAWINGS. COORDINATE MAC ADDRESS WITH DISTRICT IT DEPARTMENT. REUSE ALL EXISTING PATCH CABLES.
2. EXISTING CEILING WITHIN SPACE TO BE REMOVED. ALL CONTROL CABLING BETWEEN TEACHERS STATION AND FLAT PANELS TO REMAIN. SUPPORT CABLES ABOVE CEILING WITH (4) J-HOOKS TO KEEP CABLES OFF NEW CEILING T-BAR SYSTEM.
3. EXISTING CEILING WITHIN SPACE TO BE REMOVED. DISCONNECT, REMOVE AND STORE IP CAMERA AND RE-INSTALL AS SHOWN ON CAMERA MOUNTING DETAILS FOR LAY IN CEILINGS. COORDINATE MAC ADDRESS WITH DISTRICT IT DEPARTMENT. REUSE ALL EXISTING PATCH CABLES.
4. DISTRICT TO REMOVE EXISTING FLAT PANEL AND ASSOCIATED BRACKET
5. DISTRICT TO REMOVE EXISTING IP WALL PHONE AND RE-INSTALL.

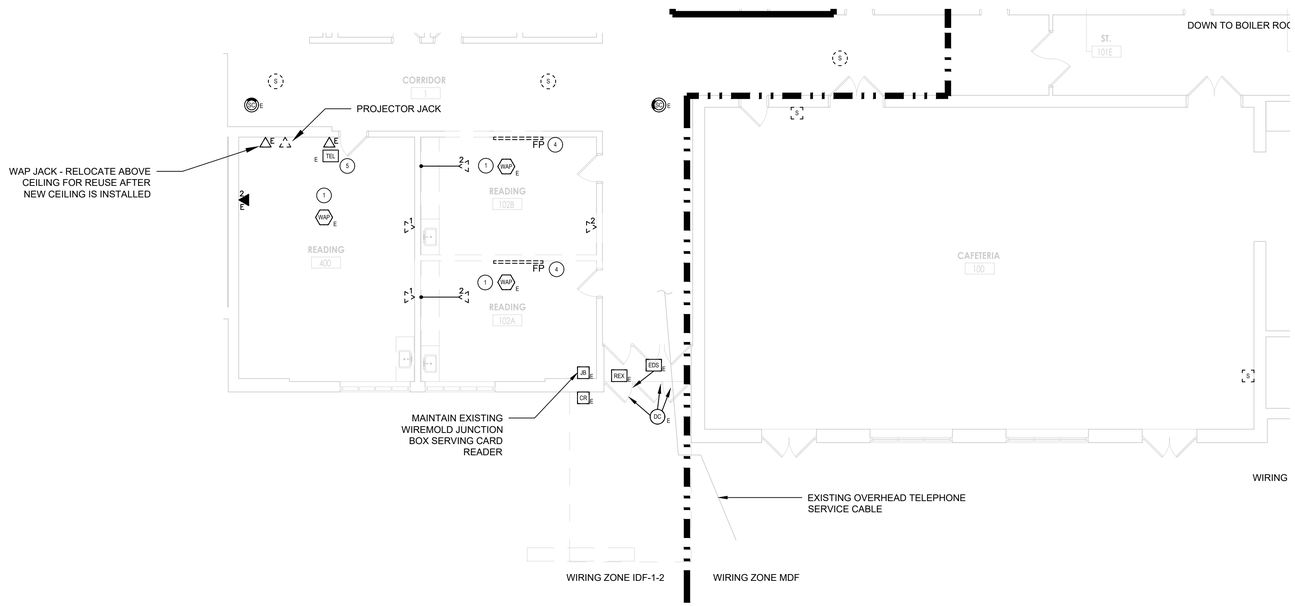

1 / T101 FIRST FLOOR - AREA B

SCALE: 1/8" = 1'-0"

KEY PLAN

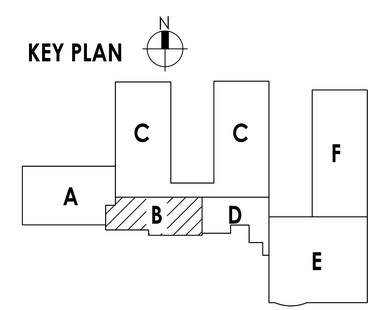

CPL | Architecture Engineering Planning
50 Front Street Suite 202,
Newburgh, NY 12550
CPLteam.com

SOUTH ORANGETOWN Central School District

Capital Improvements Bond

Essential Infrastructure for Student Health, Safety and Success

PROJECT INFORMATION

Project Number
14457.20

Client Name
SOUTH ORANGETOWN CENTRAL SCHOOL DISTRICT

Project Name
PHASE 1: 2022 BOND

District Office Address
160 VAN WYCK RD.
BLAUVELT, NY 10913

SOUTH ORANGETOWN CSD

- ☐ WILLIAM O. SCHAEFER SED#: 30-03-01-06-0-012-020
- ■ COTTAGE LANE ELEMENTARY SED#: 30-03-01-06-0-010-023
- ☐ COTTAGE LANE ELEMENTARY LIBRARY SED#: 30-03-01-06-8-023-002

PROJECT ISSUE & REVISION SCHEDULE

No.	Date	Description

\\.\.\.\ Maker ECC Official Logo No Shading 08-26-22.png

PENFIELD, NY / RALEIGH, NC
(585) 377-1850
WWW.ECCTECHNOLOGIES.COM

PROFESSIONAL STAMPS

NEW YORK STATE EDUCATION STATEMENT

IT IS A VIOLATION OF THE NEW YORK STATE EDUCATION LAW AND THE COMMISSIONER REGULATIONS FOR ANY PERSON, UNLESS ACTING UNDER THE DIRECTION OF A LICENSED ARCHITECT, ENGINEER OR LAND SURVEYOR, TO ALTER AN ITEM IN ANY WAY. IF AN ITEM BEARING THE SEAL OF AN ARCHITECT, ENGINEER OR SURVEYOR IS ALTERED, THE ALTERING ARCHITECT, ENGINEER OR SURVEYOR SHOULD AFFIX TO THE ITEM THE LEGEND "ALTERED BY" FOLLOWED BY THEIR SIGNATURE AND THE DATE OF SUCH ALTERATION, AND A SPECIFIC DESCRIPTION OF THE ALTERATION.

SHEET INFORMATION

Issued	Scale
10/18/23	AS NOTED

Project Status
BID DOCUMENTS

Drawn By	Checked By
AH	BH

Drawing Title
FIRST FLOOR DEMOLITION PLAN - AREA B

Drawing Number
CLES
T101

12/1/2022 12:41:39 PM <project location> REVIT PROJECT FILES ON BIM360

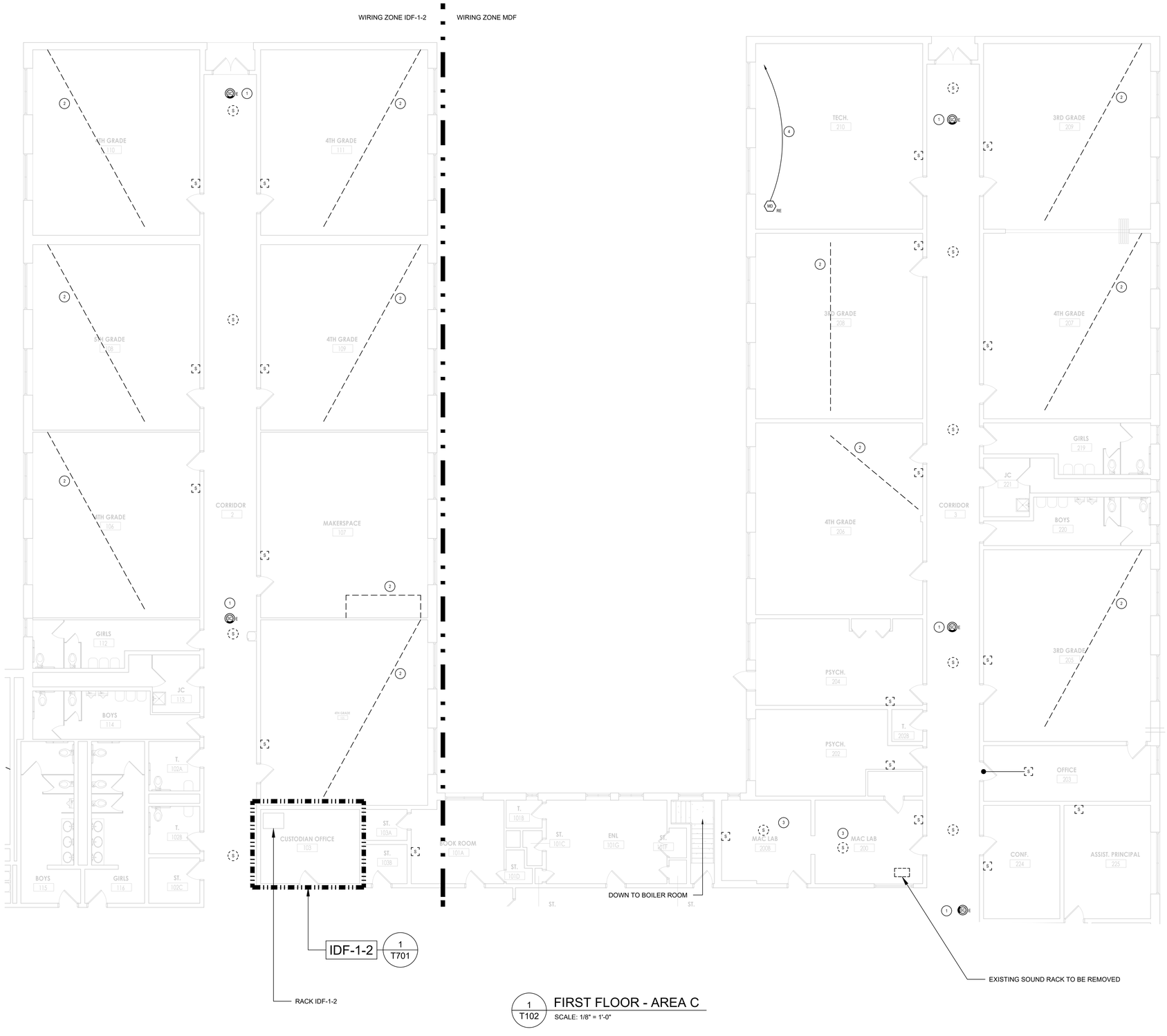

1 T102 FIRST FLOOR - AREA C

SCALE: 1/8" = 1'-0"

DRAWING NOTES

1. EXISTING CEILING WITHIN SPACE TO BE REMOVED. DISCONNECT, REMOVE AND STORE IP CAMERA RE-INSTALL AS SHOWN ON CAMERA MOUNTING DETAILS FOR LAY IN CEILINGS. COORDINATE MAC ADDRESS WITH DISTRICT IT DEPARTMENT. REUSE ALL EXISTING PATCH CABLES.
2. PART OF EXISTING CEILING WITHIN SPACE TO BE REMOVED. ALL CONTROL CABLING BETWEEN TEACHERS STATION AND FLAT PANELS TO REMAIN. SUPPORT CABLES ABOVE CEILING WITH (4) J-HOOKS TO KEEP CABLES OFF NEW CEILING T-BAR SYSTEM.
3. REPLACE CEILING TILES IN ALL LOCATIONS WHERE CEILING SPEAKERS ARE BEING REMOVED AND NEW CEILINGS ARE NOT BEING INSTALLED.
4. RELOCATED EXISTING MOTION DETECTOR TO OTHERSIDE OR ROOM TO AVOID INTERFERENCE WITH NEW CEILING AND SOFFIT. EXTEND WIRING AS REQUIRED.

CPL | Architecture Engineering Planning
50 Front Street Suite 202,
Newburgh, NY 12550
CPLteam.com

SOUTH ORANGETOWN Central School District
Capital Improvements Bond
Essential Infrastructure for Student Health, Safety and Success

PROJECT INFORMATION

Project Number
14457.20

Client Name
SOUTH ORANGETOWN CENTRAL SCHOOL DISTRICT

Project Name
PHASE 1: 2022 BOND

District Office Address
160 VAN WYCK RD.
BLAUVELT, NY 10913

SOUTH ORANGETOWN CSD
- ☐ WILLIAM O. SCHAEFER SED#: 30-03-01-06-0-012-020
- ■ COTTAGE LANE ELEMENTARY SED#: 30-03-01-06-0-010-023
- ☐ COTTAGE LANE ELEMENTARY LIBRARY SED#: 30-03-01-06-8-023-002

PROJECT ISSUE & REVISION SCHEDULE

No.	Date	Description

\\.\.\.\ Maker ECC Official Logo No Shading 08-26-22.png

PENFIELD, NY / RALEIGH, NC
(585) 377-1850
WWW.ECCTECHNOLOGIES.COM

PROFESSIONAL STAMPS

NEW YORK STATE EDUCATION STATEMENT

IT IS A VIOLATION OF THE NEW YORK STATE EDUCATION LAW AND THE COMMISSIONER REGULATIONS FOR ANY PERSON, UNLESS ACTING UNDER THE DIRECTION OF A LICENSED ARCHITECT, ENGINEER OR LAND SURVEYOR, TO ALTER AN ITEM IN ANY WAY. IF AN ITEM BEARING THE SEAL OF AN ARCHITECT, ENGINEER OR SURVEYOR IS ALTERED, THE ALTERING ARCHITECT, ENGINEER OR LAND SURVEYOR SHOULD AFFIX TO THE ITEM THE WORDS "ALTERED BY" FOLLOWED BY THEIR SIGNATURE AND THE DATE OF SUCH ALTERATION, AND A SPECIFIC DESCRIPTION OF THE ALTERATION.

SHEET INFORMATION

Issued	Scale
10/18/23	AS NOTED

Project Status
BID DOCUMENTS

Drawn By	Checked By
AH	BH

Drawing Title
FIRST FLOOR DEMOLITION PLAN - AREA C

Drawing Number
CLES T102

KEY PLAN

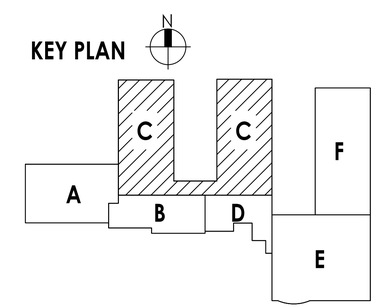

12/1/2022 12:41:39 PM <project location> REVIT PROJECT FILES ON BIM360

DRAWING NOTES

1. REMOVE AIPHONE VIDEO INTERCOM MASTER STATION AND ASSOCIATED WIRING TO VIDEO INTERCOM ON EXTERIOR OF BUILDING.
2. REMOVE EXISTING MASTER CLOCK AND ASSOCIATED WIRING. INSTALL BLANK PLATE OVER WALL OPENING AND PAINT TO MATCH EXISTING WALL COLOR.
3. EXISTING CEILING WITHIN SPACE TO BE REMOVED. DISCONNECT, REMOVE AND STORE IP CAMERA RE-INSTALL AS SHOWN ON CAMERA MOUNTING DETAILS FOR LAY IN CEILINGS. COORDINATE MAC ADDRESS WITH DISTRICT IT DEPARTMENT. REUSE ALL EXISTING PATCH CABLES.
4. EXISTING IP WALL PHONE TO BE REMOVED AND RE-INSTALLED BY DISTRICT.
5. DISTRICT TO REMOVE EXISTING VIDEO SURVEILLANCE MONITOR.

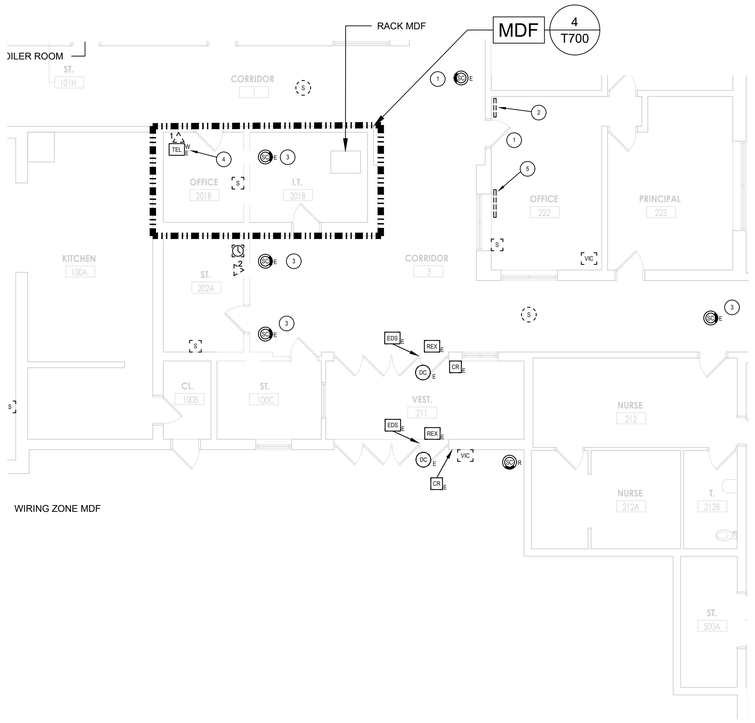

1 / T103 FIRST FLOOR - AREA D

SCALE: 1/8" = 1'-0"

KEY PLAN

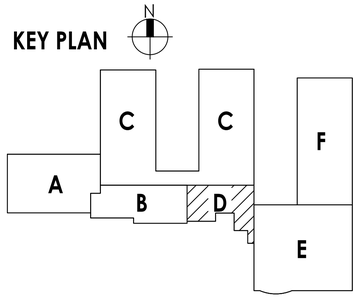

CPL | Architecture Engineering Planning
50 Front Street Suite 202,
Newburgh, NY 12550
CPLteam.com

SOUTH ORANGETOWN Central School District

Capital Improvements Bond

Essential Infrastructure for Student Health, Safety and Success

PROJECT INFORMATION

Project Number
14457.20

Client Name
SOUTH ORANGETOWN CENTRAL SCHOOL DISTRICT

Project Name
PHASE 1: 2022 BOND

District Office Address
160 VAN WYCK RD.
BLAUVELT, NY 10913

SOUTH ORANGETOWN CSD

- ☐ WILLIAM O. SCHAEFER SED#: 30-03-01-06-0-012-020
- ■ COTTAGE LANE ELEMENTARY SED#: 30-03-01-06-0-010-023
- ☐ COTTAGE LANE ELEMENTARY LIBRARY SED#: 30-03-01-06-8-023-002

PROJECT ISSUE & REVISION SCHEDULE

No.	Date	Description

PENFIELD, NY / RALEIGH, NC
(585) 377-1850
WWW.ECCTECHNOLOGIES.COM

PROFESSIONAL STAMPS

NEW YORK STATE EDUCATION STATEMENT

IT IS A VIOLATION OF THE NEW YORK STATE EDUCATION LAW AND THE COMMISSIONS REGULATIONS FOR ANY PERSON, UNLESS ACTING UNDER THE DIRECTION OF A LICENSED ARCHITECT, ENGINEER OR LAND SURVEYOR, TO ALTER AN ITEM IN ANY WAY. IF AN ITEM BEARING THE STAMP OF A LICENSED PROFESSIONAL IS ALTERED, THE ALTERING PARTY SHALL AFFIX TO THE ITEM THEIR SEAL AND THE NOTATION "ALTERED BY" FOLLOWS THEIR SIGNATURE AND THE DATE OF SUCH ALTERATION, AND A SPECIFIC DESCRIPTION ALTERATION.

SHEET INFORMATION

Issued	Scale
10/18/23	AS NOTED

Project Status
BID DOCUMENTS

Drawn By	Checked By
AH	BH

Drawing Title
FIRST FLOOR DEMOLITION PLAN - Area D

Drawing Number
CLES
T103

12/1/2022 12:41:39 PM <project location> REVIT PROJECT FILES ON BIM360

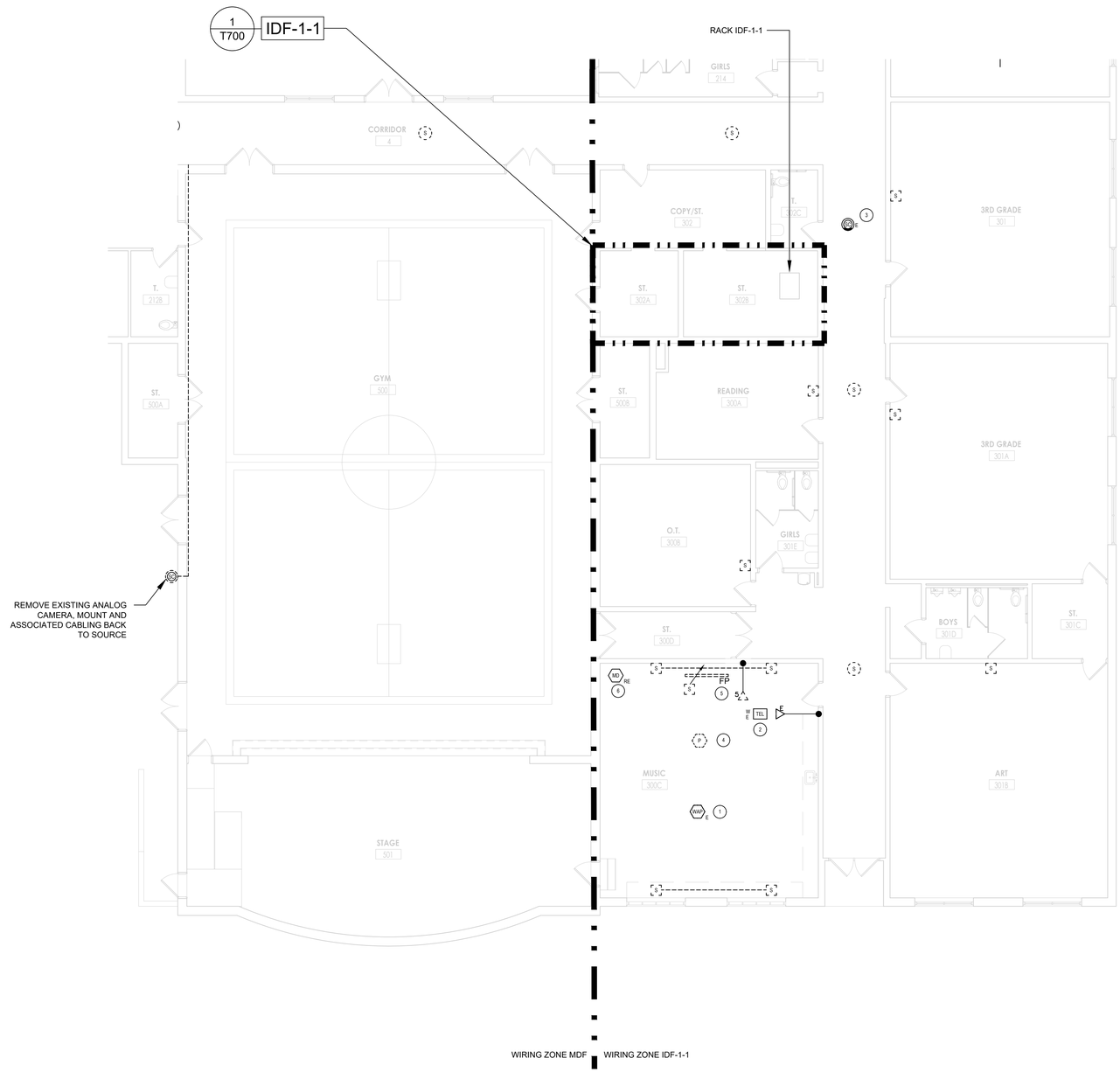

1
T104
FIRST FLOOR - AREA E
SCALE: 1/8" = 1'-0"

DRAWING NOTES

1. EXISTING CEILING WITHIN SPACE TO BE REMOVED. DISCONNECT, REMOVE AND STORE WIRELESS ACCESS POINT AND REINSTALL AS ON MAIN T-BAR WITH WAP MOUNTING BRACKET AS SHOWN ON NEW WORK DRAWINGS. COORDINATE MAC ADDRESS WITH DISTRICT IT DEPARTMENT. REUSE ALL EXISTING PATCH CABLES.
2. DISTRICT TO REMOVE EXISTING IP WALL PHONE AND RE-INSTALL.
3. EXISTING CEILING WITHIN SPACE TO BE REMOVED. DISCONNECT, REMOVE AND STORE IP CAMERA RE-INSTALL AS SHOWN ON CAMERA MOUNTING DETAILS FOR LAY IN CEILINGS. COORDINATE MAC ADDRESS WITH DISTRICT IT DEPARTMENT. REUSE ALL EXISTING PATCH CABLES.
4. REMOVE EXISTING PROJECTOR, ASSOCIATED CEILING MOUNT AND CABLING IN IT'S ENTIRETY.
5. DISTRICT TO REMOVE EXISTING FLAT PANEL AND RE-INSTALL.
6. REMOVE MOTION DETECTOR AND PULL WIRING BACK ABOVE CEILING FOR FUTURE USE. REFER TO NEW WORK DRAWING FOR RE-INSTALLATION OF THE SAME MOTION DETECTOR IN THIS SPACE.

KEY PLAN

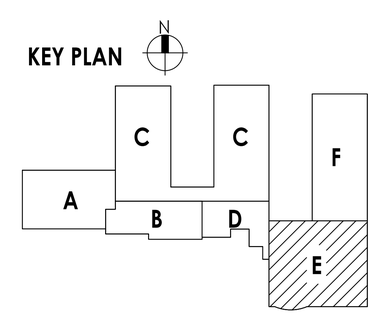

CPL | Architecture Engineering Planning
50 Front Street Suite 202,
Newburgh, NY 12550
CPLteam.com

SOUTH ORANGETOWN Central School District
Capital Improvements Bond
Essential Infrastructure for Student Health, Safety and Success

PROJECT INFORMATION

Project Number
14457.20

Client Name
SOUTH ORANGETOWN CENTRAL SCHOOL DISTRICT

Project Name
PHASE 1: 2022 BOND

District Office Address
160 VAN WYCK RD.
BLAUVELT, NY 10913

SOUTH ORANGETOWN CSD
- WILLIAM O. SCHAEFER SED#: 50-03-01-06-0-012-020
- COTTAGE LANE ELEMENTARY SED#: 50-03-01-06-0-010-023
- COTTAGE LANE ELEMENTARY LIBRARY SED#: 50-03-01-06-8-023-002

PROJECT ISSUE & REVISION SCHEDULE

No.	Date	Description

PENFIELD, NY / RALEIGH, NC
(585) 377-1850
WWW.ECCTECHNOLOGIES.COM

PROFESSIONAL STAMPS

NEW YORK STATE EDUCATION STATEMENT
IT IS A VIOLATION OF THE NEW YORK STATE EDUCATION LAW AND THE COMMISSIONER REGULATIONS FOR ANY PERSON, UNLESS ACTING UNDER THE DIRECTION OF A LICENSED ARCHITECT, ENGINEER OR LAND SURVEYOR, TO ALTER AN ITEM IN ANY WAY. IF AN ITEM BEARING THE SEAL OF AN ARCHITECT, ENGINEER OR SURVEYOR IS ALTERED, THE ALTERING PARTY SHALL AFFIX TO THE ITEM THEIR SEAL AND THE NOTATION "ALTERED BY" FOLLOW THEIR SIGNATURE AND THE DATE OF SUCH ALTERATION, AND A SPECIFIC DESCRIPTION ALTERATION.

SHEET INFORMATION

Issued	Scale
10/18/23	AS NOTED

Project Status
BID DOCUMENTS

Drawn By	Checked By
AH	BH

Drawing Title
FIRST FLOOR DEMOLITION PLAN - AREA E

Drawing Number
CLES
T104

12/1/2022 12:41:39 PM <project location> REVIT PROJECT FILES ON BIM360

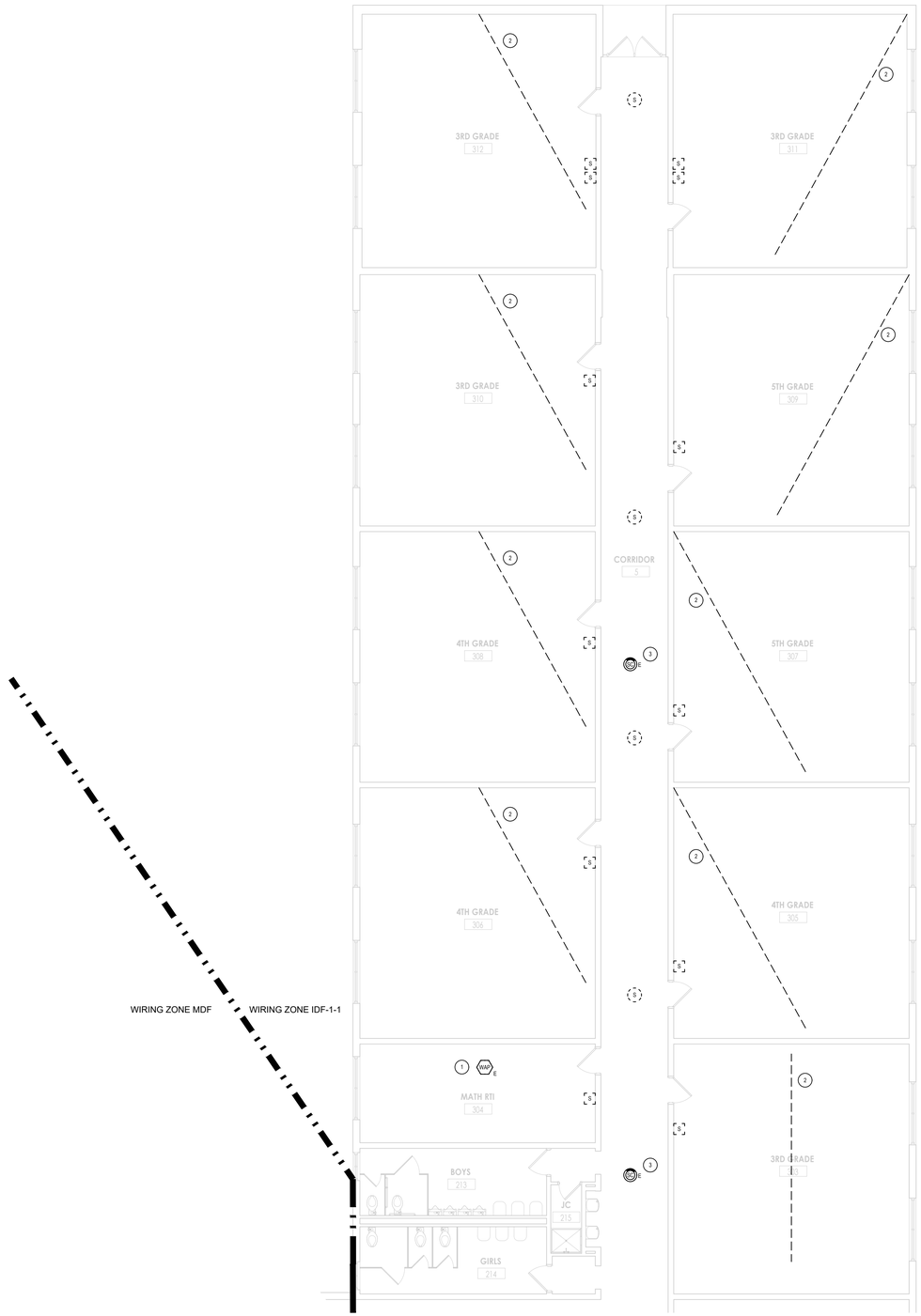

1
T105
FIRST FLOOR - AREA F
SCALE: 1/8" = 1'-0"

DRAWING NOTES

1. EXISTING CEILING WITHIN SPACE TO BE REMOVED. DISCONNECT, REMOVE AND STORE WIRELESS ACCESS POINT AND REINSTALL AS ON MAIN T-BAR WITH WAP MOUNTING BRACKET AS SHOWN ON NEW WORK DRAWINGS. COORDINATE MAC ADDRESS WITH DISTRICT IT DEPARTMENT. REUSE ALL EXISTING PATCH CABLES.
2. PART OF EXISTING CEILING WITHIN SPACE TO BE REMOVED. ALL CONTROL CABLING BETWEEN TEACHERS STATION AND FLAT PANELS TO REMAIN. SUPPORT CABLES ABOVE CEILING WITH (4) J-HOOKS TO KEEP CABLES OFF NEW CEILING T-BAR SYSTEM.
3. EXISTING CEILING WITHIN SPACE TO BE REMOVED. DISCONNECT, REMOVE AND STORE IP CAMERA RE-INSTALL AS SHOWN ON CAMERA MOUNTING DETAILS FOR LAY IN CEILINGS. COORDINATE MAC ADDRESS WITH DISTRICT IT DEPARTMENT. REUSE ALL EXISTING PATCH CABLES.

KEY PLAN

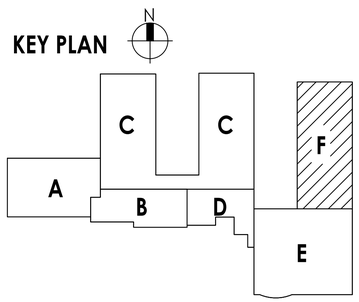

CPL | Architecture Engineering Planning
50 Front Street Suite 202,
Newburgh, NY 12550
CPLteam.com

SOUTH ORANGETOWN Central School District
Capital Improvements Bond
Essential Infrastructure for Student Health, Safety and Success

PROJECT INFORMATION

Project Number
14457.20

Client Name
SOUTH ORANGETOWN CENTRAL SCHOOL DISTRICT

Project Name
PHASE 1: 2022 BOND

District Office Address
160 VAN WYCK RD.
BLAUVELT, NY 10913

SOUTH ORANGETOWN CSD
- ☐ WILLIAM O. SCHAEFER SED#: 50-03-01-06-0-012-020
- ■ COTTAGE LANE ELEMENTARY SED#: 50-03-01-06-0-010-023
- ☐ COTTAGE LANE ELEMENTARY LIBRARY SED#: 50-03-01-06-8-023-002

PROJECT ISSUE & REVISION SCHEDULE

No.	Date	Description

PENFIELD, NY / RALEIGH, NC
(585) 377-1850
WWW.ECCTECHNOLOGIES.COM

PROFESSIONAL STAMPS

NEW YORK STATE EDUCATION STATEMENT

IT IS A VIOLATION OF THE NEW YORK STATE EDUCATION LAW AND THE COMMISSIONER REGULATIONS FOR ANY PERSON, UNLESS ACTING UNDER THE DIRECTION OF A LICENSED ARCHITECT, ENGINEER OR LAND SURVEYOR, TO ALTER AN ITEM IN ANY WAY. IF AN ITEM BEARING THE SEAL OF AN ARCHITECT, ENGINEER OR SURVEYOR IS ALTERED, THE ALTERING PARTY SHALL AFFIX TO THE ITEM THEIR SEAL AND THE NOTATION "ALTERED BY" FOLLOW THEIR SIGNATURE AND THE DATE OF SUCH ALTERATION, AND A SPECIFIC DESCRIPTION ALTERATION.

SHEET INFORMATION

Issued	Scale
10/18/23	AS NOTED

Project Status
BID DOCUMENTS

Drawn By	Checked By
AH	BH

Drawing Title
FIRST FLOOR DEMOLITION PLAN - Area F

Drawing Number
CLES
T105

12/1/2022 12:41:39 PM <project location> REVIT PROJECT FILES ON BIM360

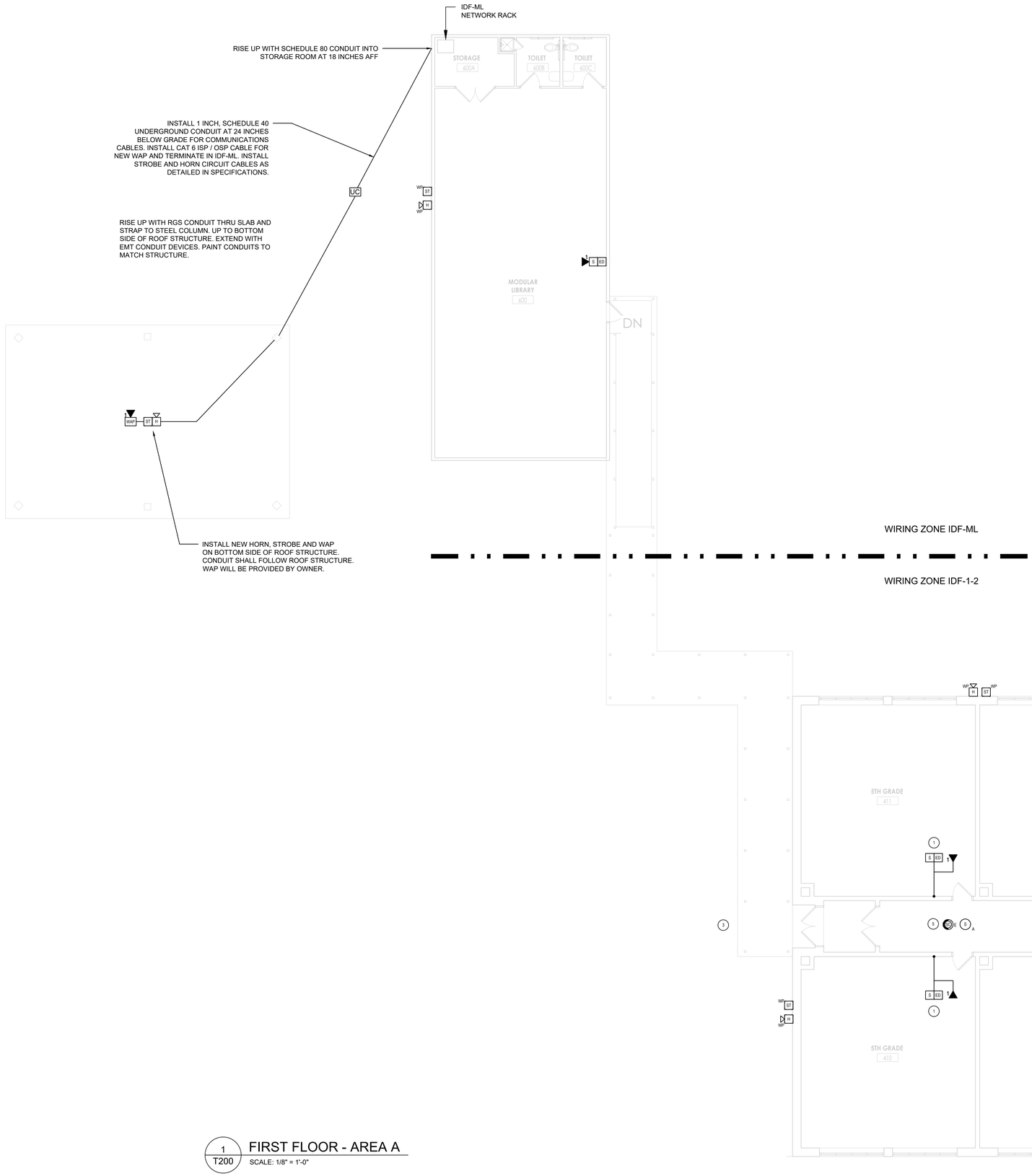

1 T200 FIRST FLOOR - AREA A

SCALE: 1/8" = 1'-0"

GENERAL NOTES

A. MOUNT ALL EXTERIOR STROBES AND HORNS AT 12' AFG UNLESS NOTED OTHERWISE

DRAWING NOTES

1. EXISTING WALL COMBO CLOCK / SPEAKER BAFFLE SHALL REMAIN. REMOVE ANALOG CLOCK AND INSTALL NEW RAULAND SURFACE BACKBOX OVER CLOCK OPENING. REFER TO DETAIL 2/T1-702 FOR ADDITIONAL INFORMATION.
2. REMOVE EXISTING HORN ASSEMBLY ON EXTERIOR AND INSTALL NEW HORN IN SAME LOCATION. REUSE CONDUIT SLEEVE THROUGH WALL AND INSTALL NEW SEAL TIGHT TO EXTERIOR HORN.
3. ROUTE NEW WIRING FOR EXTERIOR HORN AND STROBE LIGHT FROM THE CORRIDOR 1 TO EXTERIOR OF BUILDING AND IN ROOF STRUCTURE OF COVERED WALKWAY TO NEW MODULAR LIBRARY. USE 3/4 INCH CONDUIT.
4. INSTALL RELOCATED WAP ON NEW CEILING. ATTACH T-BAR MOUNTING BRACKET TO MAIN T. PROVIDED 20 FT PATCH CABLE AND CONNECT TO EXISTING CAT 6 JACK THAT PREVIOUSLY SERVED WAP.
5. RE-INSTALL EXISTING CAMERA ON NEW CEILING. CONNECT TO EXISTING NETWORK JACK ABOVE CEILING WITH NEW CAT 6 PATCH CABLE.

KEY PLAN

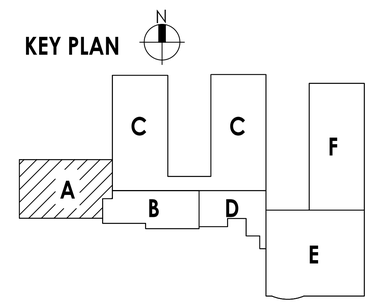

CPL | Architecture Engineering Planning
50 Front Street Suite 202,
Newburgh, NY 12550
CPLteam.com

SOUTH ORANGETOWN Central School District
Capital Improvements Bond
Essential Infrastructure for Student Health, Safety and Success

PROJECT INFORMATION

Project Number
14457.20

Client Name
SOUTH ORANGETOWN CENTRAL SCHOOL DISTRICT

Project Name
PHASE 1: 2022 BOND

District Office Address
160 VAN WYCK RD.
BLAUVELT, NY 10913

SOUTH ORANGETOWN CSD
- WILLIAM O. SCHAEFER SED#: 30-03-01-06-0-012-020
- COTTAGE LANE ELEMENTARY SED#: 30-03-01-06-0-010-023
- COTTAGE LANE ELEMENTARY LIBRARY SED#: 30-03-01-06-8-023-002

PROJECT ISSUE & REVISION SCHEDULE

No.	Date	Description

...\1.1_Maker ECC Official Logo No Shading 08-26-22.png

PENFIELD, NY / RALEIGH, NC
(585) 377-1850
WWW.ECCTECHNOLOGIES.COM

PROFESSIONAL STAMPS

NEW YORK STATE EDUCATION STATEMENT

IT IS A VIOLATION OF THE NEW YORK STATE EDUCATION LAW AND THE COMMISSIONS REGULATIONS FOR ANY PERSON, UNLESS ACTING UNDER THE DIRECTION OF A LICENSED ARCHITECT, ENGINEER OR LAND SURVEYOR, TO ALTER AN ITEM IN ANY WAY. IF AN ITEM BEARING THE SEAL OF AN ARCHITECT, ENGINEER OR LAND SURVEYOR IS ALTERED, THE ALTERING PARTY SHALL AFFIX TO THE ITEM THEIR SEAL AND THE NOTATION "ALTERED BY" FOLLOWED BY THEIR SIGNATURE AND THE DATE OF SUCH ALTERATION, AND A SPECIFIC DESCRIPTION OF ALTERATION.

SHEET INFORMATION

Issued	Scale
10/18/23	AS NOTED

Project Status
BID DOCUMENTS

Drawn By	Checked By
AH	BH

Drawing Title
FIRST FLOOR NEW WORK PLAN - AREA A

Drawing Number
CLES T200

12/1/2022 12:41:39 PM <project location> REVIT PROJECT FILES ON BIM360

GENERAL NOTES

A. MOUNT ALL EXTERIOR STROBES AND HORNS AT 12' AFG UNLESS NOTED OTHERWISE

DRAWING NOTES

1. REMOVE EXISTING CLOCK AND INSTALL NEW RAULAND SURFACE BACKBOX WITH SPEAKER AND DISPLAY. REFER TO DETAIL 1/T1-702 FOR ADDITIONAL INFORMATION.
2. INSTALL NEW UNDER DESK LOCKDOWN PANIC BUTTON. COORDINATE EXACT LOCATION WITH OWNER.
3. INSTALL (2) CAT 6 CABLES AND ASSOCIATED JACKS IN MAIN OFFICE FOR IP MICROPHONE AND RAULAND TELECENTER CONSOLE. EXACT LOCATION OF EACH DEVICE TO DETERMINED BY OWNER IN FIELD.
4. INSTALL RELOCATED WAP IN NEW CEILING. ATTACHED T-BAR MOUNTING BRACKET TO MAIN T. PROVIDED 20FT PATCH CABLE AND CONNECT TO EXISTING CAT 6 JACK THAT PREVIOUSLY SERVED WAP.
5. RE-INSTALL EXISTING CAMERA ON NEW CEILING. CONNECT TO EXISTING NETWORK JACK ABOVE CEILING WITH NEW CAT 6 PATCH CABLE.

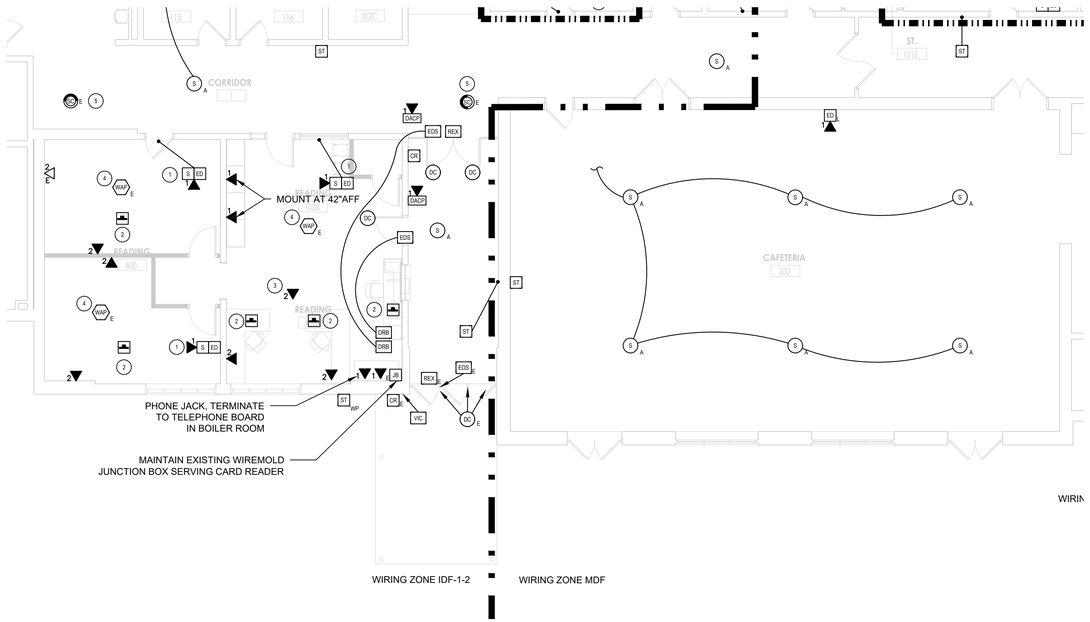

1 T201 FIRST FLOOR - AREA B
SCALE: 1/8" = 1'-0"

KEY PLAN

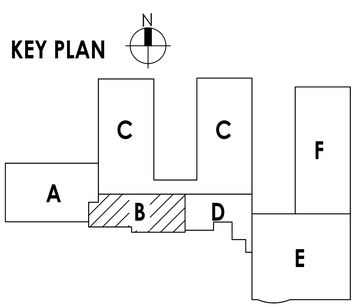

CPL | Architecture Engineering Planning
50 Front Street Suite 202,
Newburgh, NY 12550
CPLteam.com

SOUTH ORANGETOWN Central School District
Capital Improvements Bond
Essential Infrastructure for Student Health, Safety and Success

PROJECT INFORMATION

Project Number
14457.20

Client Name
SOUTH ORANGETOWN CENTRAL SCHOOL DISTRICT

Project Name
PHASE 1: 2022 BOND

District Office Address
160 VAN WYCK RD.
BLAUVELT, NY 10913

SOUTH ORANGETOWN CSD
- WILLIAM O. SCHAEFER SED#: 50-03-01-06-0-012-020
- COTTAGE LANE ELEMENTARY SED#: 50-03-01-06-0-010-023
- COTTAGE LANE ELEMENTARY LIBRARY SED#: 50-03-01-06-8-023-002

PROJECT ISSUE & REVISION SCHEDULE

No.	Date	Description

PENFIELD, NY / RALEIGH, NC
(585) 377-1850
WWW.ECCTECHNOLOGIES.COM

PROFESSIONAL STAMPS

NEW YORK STATE EDUCATION STATEMENT
IT IS A VIOLATION OF THE NEW YORK STATE EDUCATION LAW AND THE COMMISSIONER REGULATIONS FOR ANY PERSON, UNLESS ACTING UNDER THE DIRECTION OF A LICENSED ARCHITECT, ENGINEER OR LAND SURVEYOR, TO ALTER AN ITEM IN ANY WAY. IF AN ITEM BEARING THE SEAL OF AN ARCHITECT, ENGINEER OR SURVEYOR IS ALTERED, THE ALTER PARTY SHALL APPLY TO THE ITEM THEIR SEAL AND THE NOTATION "ALTERED BY" FOLLOW THEIR SIGNATURE AND THE DATE OF SUCH ALTERATION, AND A SPECIFIC DESCRIPTION ALTERATION.

SHEET INFORMATION

Issued	Scale
10/18/23	AS NOTED

Project Status
BID DOCUMENTS

Drawn By	Checked By
AH	BH

Drawing Title
FIRST FLOOR NEW WORK PLAN - AREA B

Drawing Number
CLES
T201

12/1/2022 12:41:39 PM <project location> REVIT PROJECT FILES ON BIM360

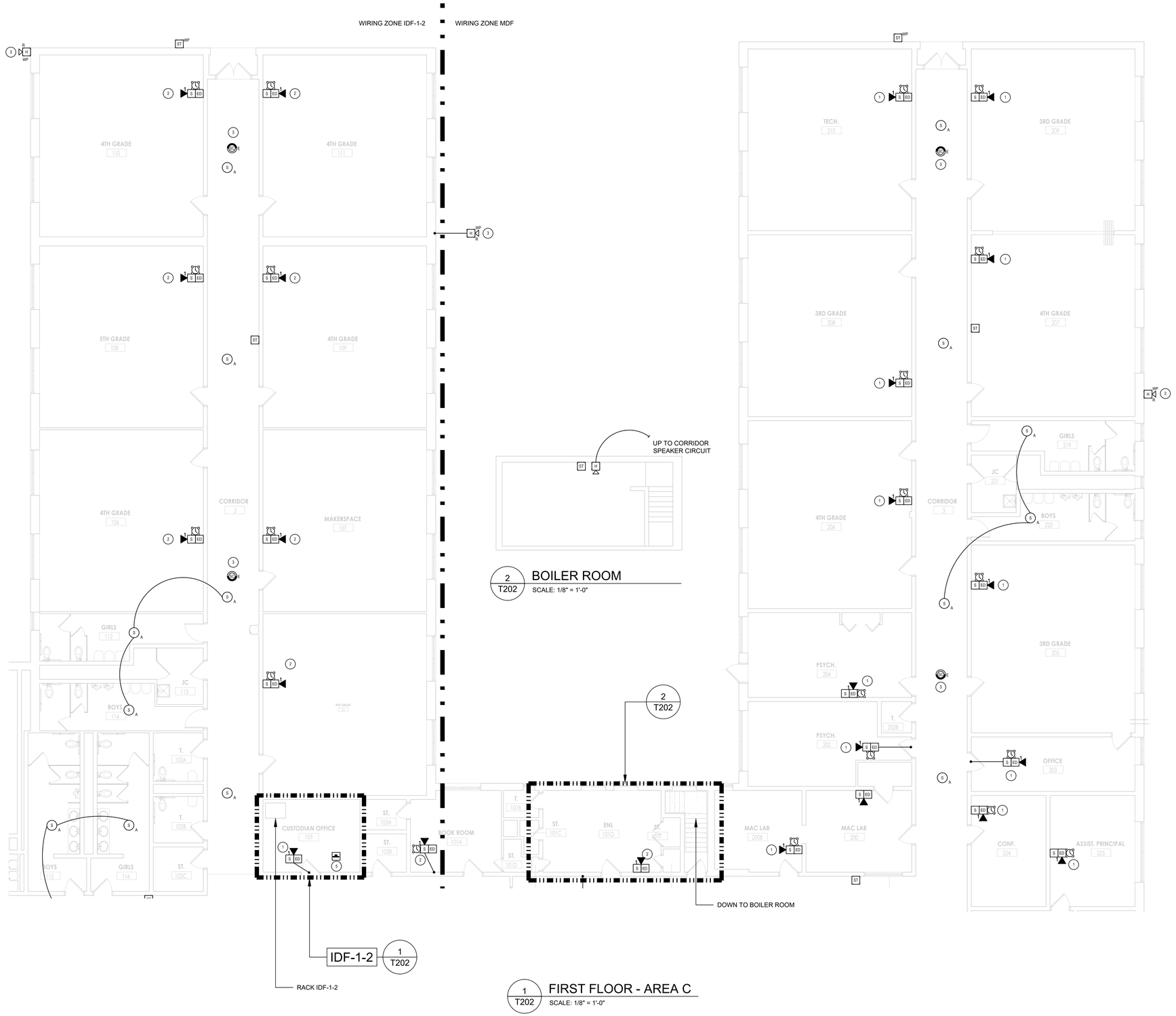

2 T202 BOILER ROOM
SCALE: 1/8" = 1'-0"

1 T202 FIRST FLOOR - AREA C
SCALE: 1/8" = 1'-0"

GENERAL NOTES

A. MOUNT ALL EXTERIOR STROBES AND HORNS AT 12' AFG UNLESS NOTED OTHERWISE

DRAWING NOTES

1. REMOVE EXISTING CLOCK AND INSTALL NEW RAULAND SURFACE BACKBOX WITH SPEAKER AND DISPLAY. REFER TO DETAIL 1/T1-702 FOR ADDITIONAL INFORMATION.
2. REMOVE EXISTING HORN ASSEMBLY ON EXTERIOR AND INSTALL NEW HORN IN SAME LOCATION. REUSE CONDUIT SLEEVE THROUGH WALL AND INSTALL NEW SEAL TIGHT TO EXTERIOR HORN.
3. RE-INSTALL EXISTING CAMERA ON NEW CEILING. CONNECT TO EXISTING JACK ABOVE CEILING WITH NEW CAT 6 PATCH CABLE.

KEY PLAN

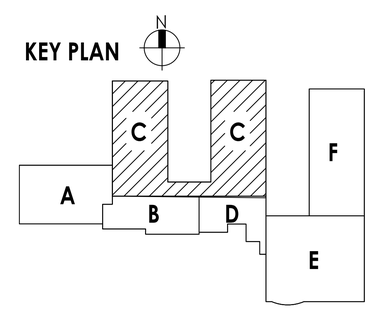

CPL | Architecture Engineering Planning
50 Front Street Suite 202,
Newburgh, NY 12550
CPLteam.com

SOUTH ORANGETOWN Central School District
Capital Improvements Bond
Essential Infrastructure for Student Health, Safety and Success

PROJECT INFORMATION

Project Number
14457.20

Client Name
SOUTH ORANGETOWN CENTRAL SCHOOL DISTRICT

Project Name
PHASE 1: 2022 BOND

District Office Address
160 VAN WYCK RD.
BLAUVELT, NY 10913

SOUTH ORANGETOWN CSD
- ☐ WILLIAM O. SCHAEFER SED#: 30-03-01-06-0-012-020
- ■ COTTAGE LANE ELEMENTARY SED#: 30-03-01-06-0-010-023
- ☐ COTTAGE LANE ELEMENTARY LIBRARY SED#: 30-03-01-06-8-023-002

PROJECT ISSUE & REVISION SCHEDULE

No.	Date	Description

PENFIELD, NY / RALEIGH, NC
(585) 377-1850
WWW.ECCTECHNOLOGIES.COM

PROFESSIONAL STAMPS

NEW YORK STATE EDUCATION STATEMENT

IT IS A VIOLATION OF THE NEW YORK STATE EDUCATION LAW AND THE COMMISSIONS REGULATIONS FOR ANY PERSON, UNLESS ACTING UNDER THE DIRECTION OF A LICENSED ARCHITECT, ENGINEER OR LAND SURVEYOR, TO ALTER AN ITEM IN ANY WAY. IF AN ITEM BEARING THE STAMP OF A LICENSED PROFESSIONAL IS ALTERED, THE ALTERING PARTY SHALL AFFIX TO THE ITEM THEIR SEAL AND THE NOTATION "ALTERED BY" FOLLOWED THEIR SIGNATURE AND THE DATE OF SUCH ALTERATION, AND A SPECIFIC DESCRIPTION ALTERATION.

SHEET INFORMATION

Issued	Scale
10/18/23	AS NOTED

Project Status
BID DOCUMENTS

Drawn By	Checked By
AH	BH

Drawing Title
FIRST FLOOR NEW WORK PLAN - AREA C

Drawing Number
CLES
T202

12/1/2022 12:41:39 PM <project location> REVIT PROJECT FILES ON BIM360

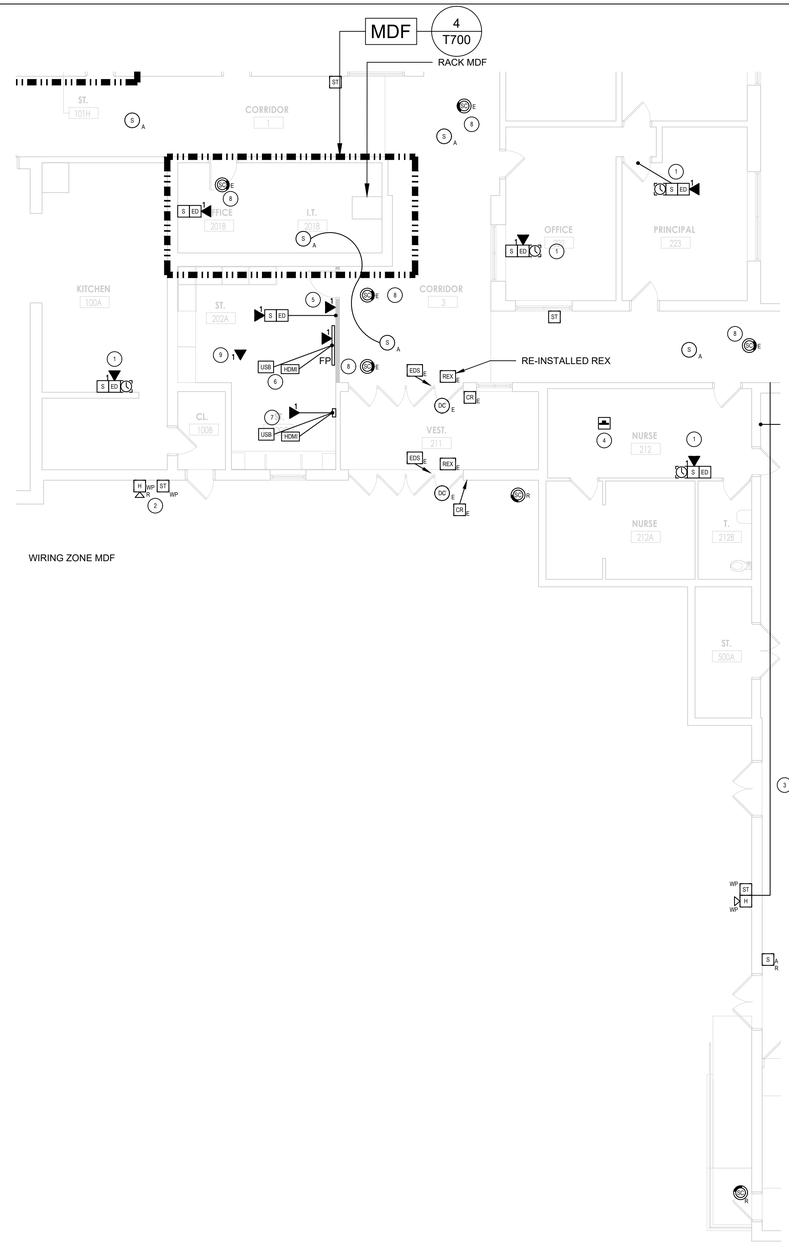

1
T203
FIRST FLOOR - AREA D
SCALE: 1/8" = 1'-0"

GENERAL NOTES

A. REPLACE CEILING TILE IN ALL LOCATIONS WHERE CEILING SPEAKERS ARE BEING REMOVED.

B. MOUNT ALL EXTERIOR STROBES AND HORNS AT 12' AFG UNLESS NOTED OTHERWISE

DRAWING NOTES

1. REMOVE EXISTING CLOCK AND INSTALL NEW RAULAND SURFACE BACKBOX WITH SPEAKER AND DISPLAY. REFER TO DETAIL 1/T1-702 FOR ADDITIONAL INFORMATION.
2. REMOVE EXISTING HORN ASSEMBLY ON EXTERIOR AND INSTALL NEW HORN IN SAME LOCATION. REUSE CONDUIT SLEEVE THROUGH WALL AND INSTALL NEW SEAL TIGHT TO EXTERIOR HORN.
3. INSTALL NEW HORN AND LOCKDOWN STROBE AT 12 FEET AFF. INSTALL 3/4 INCH CONDUIT IN GYMNASIUM TO FOR WIRING SERVING THESE DEVICES. PAINT TO MATCH GYM FINISH.
4. INSTALL NEW UNDER DESK LOCKDOWN PANIC BUTTON. COORDINATE EXACT LOCATION WITH OWNER.
5. INSTALL NEW NETWORK JACK AT 56 INCHES AFF FOR WALL PHONE. DISTRICT WILL INSTALL IP PHONE.
6. DISTRICT TO INSTALL FALT PANEL AND ASSOCIATED BRACKET. INSTALL NEW NETWORK JACK AT 60 INCHES AFF FOR FLAT PANEL. INSTALL IN HDMI CABLE AND USB CABLE TO TEACHER'S STATION. REFER TO DETAIL 4/T701.
7. INSTALL NEW NETWORK JACK IN WM 4000 RUNNING VERTICAL FROM CEILING. ALSO INSTALL HDMI CABLE AND USB CABLE JACKS IN WIREMOLD 4000 RUN TO FLOAT PANEL LOCATION.
8. RE-INSTALL EXISTING CAMERA ON NEW CEILING. CONNECT TO EXISTING NETWORK JACK ABOVE CEILING WITH NEW CAT 6 PATCH CABLE.
9. INSTALL NEW DATA JACK ABOVE CEILING TERMINATED IN BISCUIT BLOCK FOR FUTURE WAP TO BE PROVIDE BY OWNER.

KEY PLAN

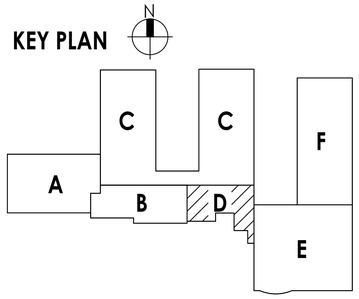

CPL | Architecture Engineering Planning
50 Front Street Suite 202,
Newburgh, NY 12550
CPLteam.com

SOUTH ORANGETOWN Central School District
Capital Improvements Bond
Essential Infrastructure for Student Health, Safety and Success

PROJECT INFORMATION

Project Number
14457.20

Client Name
SOUTH ORANGETOWN CENTRAL SCHOOL DISTRICT

Project Name
PHASE 1: 2022 BOND

District Office Address
160 VAN WYCK RD.
BLAUVELT, NY 10913

SOUTH ORANGETOWN CSD
- ☐ WILLIAM O. SCHAEFER SED#: 50-03-01-06-0-012-020
- ■ COTTAGE LANE ELEMENTARY SED#: 50-03-01-06-0-010-023
- ☐ COTTAGE LANE ELEMENTARY LIBRARY SED#: 50-03-01-06-8-023-002

PROJECT ISSUE & REVISION SCHEDULE

No.	Date	Description

PENFIELD, NY / RALEIGH, NC
(585) 377-1850
WWW.ECCTECHNOLOGIES.COM

PROFESSIONAL STAMPS

NEW YORK STATE EDUCATION STATEMENT

IT IS A VIOLATION OF THE NEW YORK STATE EDUCATION LAW AND THE COMMISSIONS REGULATIONS FOR ANY PERSON, UNLESS ACTING UNDER THE DIRECTION OF A LICENSED ARCHITECT, ENGINEER OR LAND SURVEYOR, TO ALTER AN ITEM IN ANY WAY. IF AN ITEM BEARING THE SEAL OF AN ARCHITECT, ENGINEER OR SURVEYOR IS ALTERED, THE ALTERING PARTY SHALL AFFIX TO THE ITEM THEIR SEAL AND THE NOTATION "ALTERED BY" FOLLOW THEIR SIGNATURE AND THE DATE OF SUCH ALTERATION, AND A SPECIFIC DESCRIPTION ALTERATION.

SHEET INFORMATION

Issued	Scale
10/18/23	AS NOTED

Project Status
BID DOCUMENTS

Drawn By	Checked By
AH	BH

Drawing Title
FIRST FLOOR NEW WORK PLAN - AREA D

Drawing Number
CLES
T203

12/1/2022 12:41:39 PM <project location> REVIT PROJECT FILES ON BIM360

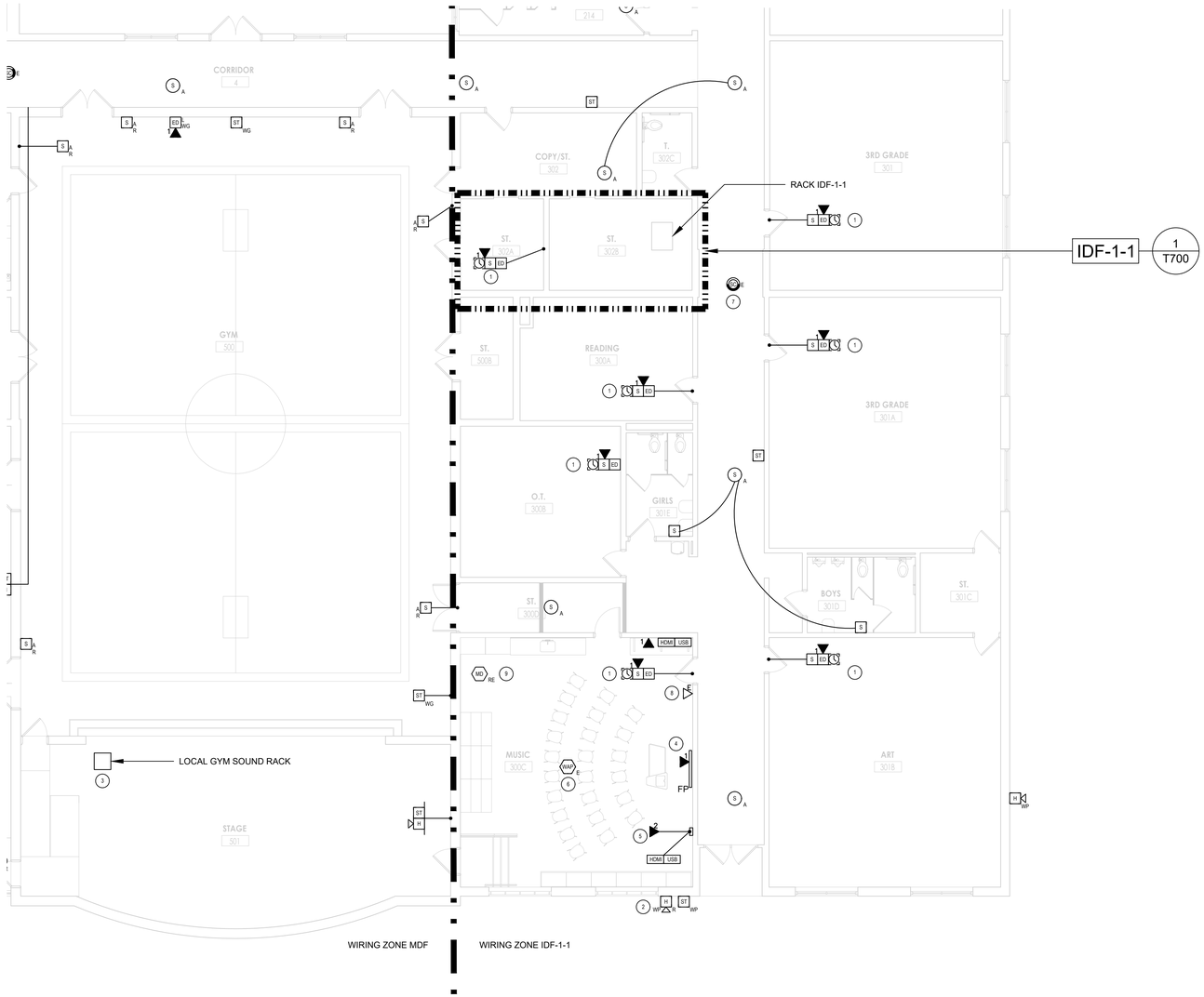

1 T204 FIRST FLOOR - AREA E

SCALE: 1/8" = 1'-0"

GENERAL NOTES

A. MOUNT ALL EXTERIOR STROBES AND HORNS AT 12' AFG UNLESS NOTED OTHERWISE

DRAWING NOTES

1. REMOVE EXISTING CLOCK AND INSTALL NEW RAULAND SURFACE BACKBOX WITH SPEAKER AND DISPLAY. REFER TO DETAIL 1/T1-702 FOR ADDITIONAL INFORMATION.
2. REMOVE EXISTING HORN ASSEMBLY ON EXTERIOR AND INSTALL NEW HORN IN SAME LOCATION. REUSE CONDUIT SLEEVE THROUGH WALL AND INSTALL NEW SEAL TIGHT TO EXTERIOR HORN.
3. INSTALL NEW CUTOUT RELAY ON EXISTING LOCAL SOUND RACK.
4. DISTRICT TO REINSTALL EXISTING FLAT PANEL AND MOUNTING HARDWARE. EC SHALL CABLE AS SHOWN ON DETAIL 4/T701.
5. INSTALL NEW NETWORK JACK IN WM 4000 RUNNING VERTICAL FROM CEILING. ALSO INSTALL HDMI CABLE AND USB CABLE JACKS IN WIREMOLD 4000 AND RUN TO FLAT PANEL LOCATION. REFER TO DETAIL 4/T701
6. INSTALL RELOCATED WAP ON NEW CEILING. ATTACHED T-BAR MOUNTING BRACKET TO MAIN CEILING T. PROVIDE A 20FT, CAT 6 PATCH CABLE TO CONNECT TO EXISTING CAT 6 JACK THAT PREVIOUSLY SERVED WAP.
7. RE-INSTALL EXISTING CAMERA ON NEW CEILING. CONNECT TO EXISTING NETWORK JACK ABOVE CEILING WITH NEW CAT 6 PATCH CABLE.
8. DISTRICT WILL RE-INSTALL IP PHONE.
9. INSTALL RELOCATED MOTION DETECTOR ON WALL JUST BELOW CEILING, EXTEND EXISTING INTRUSION DETECTION WIRING AS REQUIRED

KEY PLAN

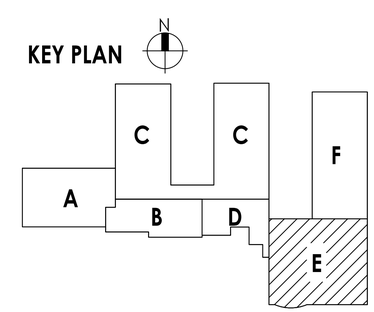

CPL | Architecture Engineering Planning
50 Front Street Suite 202,
Newburgh, NY 12550
CPLteam.com

SOUTH ORANGETOWN Central School District
Capital Improvements Bond
Essential Infrastructure for Student Health, Safety and Success

PROJECT INFORMATION

Project Number
14457.20

Client Name
SOUTH ORANGETOWN CENTRAL SCHOOL DISTRICT

Project Name
PHASE 1: 2022 BOND

District Office Address
160 VAN WYCK RD.
BLAUVELT, NY 10913

SOUTH ORANGETOWN CSD
- WILLIAM O. SCHAEFER SED#: 50-03-01-06-0-012-020
- COTTAGE LANE ELEMENTARY SED#: 50-03-01-06-0-010-023
- COTTAGE LANE ELEMENTARY LIBRARY SED#: 50-03-01-06-8-023-002

PROJECT ISSUE & REVISION SCHEDULE

No.	Date	Description

.\.\.\.\.\ Master ECC Official Logo No Shading 09-26-22.png

PENFIELD, NY / RALEIGH, NC
(585) 377-1850
WWW.ECCTECHNOLOGIES.COM

PROFESSIONAL STAMPS

NEW YORK STATE EDUCATION STATEMENT

IT IS A VIOLATION OF THE NEW YORK STATE EDUCATION LAW AND THE COMMISSIONER REGULATIONS FOR ANY PERSON, UNLESS ACTING UNDER THE DIRECTION OF A LICENSED ARCHITECT, ENGINEER OR LAND SURVEYOR, TO ALTER AN ITEM IN ANY WAY. IF AN ITEM BEARING THE SEAL OF AN ARCHITECT, ENGINEER OR SURVEYOR IS ALTERED, THE ALTERING PARTY SHALL AFFIX TO THE ITEM THEIR SEAL AND THE NOTATION "ALTERED BY" FOLLOW THEIR SIGNATURE AND THE DATE OF SUCH ALTERATION, AND A SPECIFIC DESCRIPTION ALTERATION.

SHEET INFORMATION

Issued	Scale
10/18/23	AS NOTED

Project Status
BID DOCUMENTS

Drawn By	Checked By
AH	BH

Drawing Title
FIRST FLOOR PLAN NEW WORK - AREA E

Drawing Number
CLES
T204

12/1/2022 12:41:39 PM <project location> REVIT PROJECT FILES ON BIM360

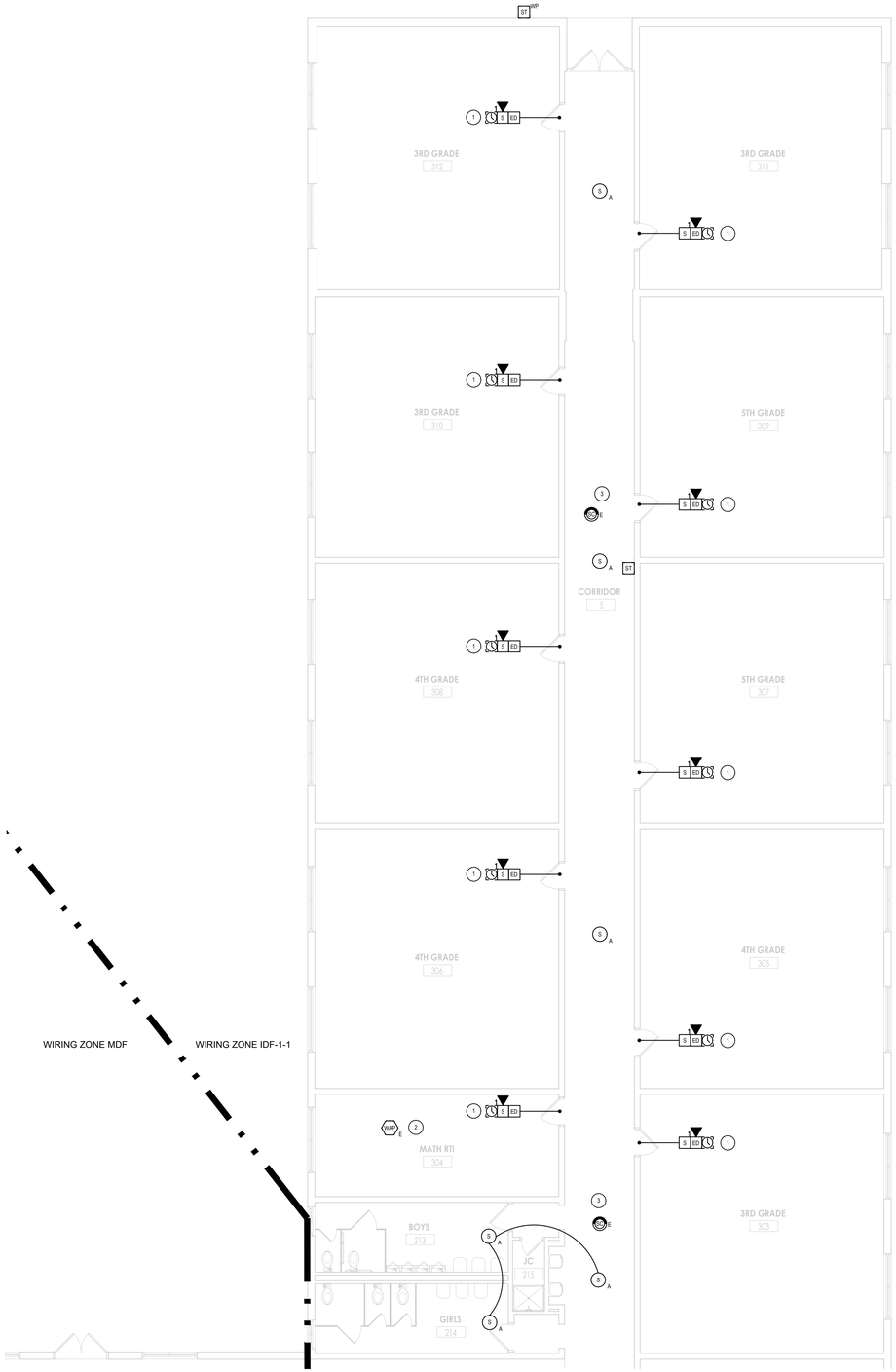

1 / T205 FIRST FLOOR - AREA F

SCALE: 1/8" = 1'-0"

GENERAL NOTES

A. REPLACE CEILING TILE IN ALL LOCATIONS WHERE CEILING SPEAKERS ARE BEING REMOVED.

B. MOUNT ALL EXTERIOR STROBES AND HORNS AT 12' AFG UNLESS NOTED OTHERWISE

DRAWING NOTES

1. REMOVE EXISTING CLOCK AND INSTALL NEW RAULAND SURFACE BACKBOX WITH SPEAKER AND DISPLAY. REFER TO DETAIL 1/T1-702 FOR ADDITIONAL INFORMATION.
2. INSTALL RELOCATED WAP IN NEW CEILING. ATTACHED T-BAR MOUNTING BRACKET TO MAIN T. PROVIDED 20 FT PATCH CABLE AND CONNECT TO EXISTING CAT 6 JACK THAT PREVIOUSLY SERVED WAP.
3. RE-INSTALL EXISTING CAMERA ON NEW CEILING. CONNECT TO EXISTING NETWORK JACK ABOVE CEILING WITH NEW CAT 6 PATCH CABLE.

KEY PLAN

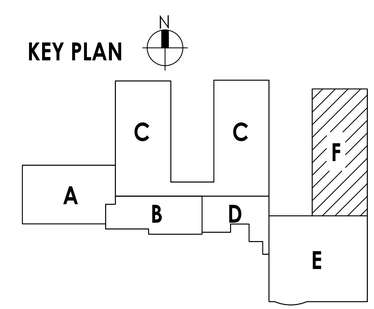

CPL | Architecture Engineering Planning
50 Front Street Suite 202,
Newburgh, NY 12550
CPLteam.com

SOUTH ORANGETOWN Central School District
Capital Improvements Bond
Essential Infrastructure for Student Health, Safety and Success

PROJECT INFORMATION

Project Number
14457.20

Client Name
SOUTH ORANGETOWN CENTRAL SCHOOL DISTRICT

Project Name
PHASE 1: 2022 BOND

District Office Address
160 VAN WYCK RD.
BLAUVELT, NY 10913

SOUTH ORANGETOWN CSD
- ☐ WILLIAM O. SCHAEFER SED#: 30-03-01-06-0-012-020
- ■ COTTAGE LANE ELEMENTARY SED#: 30-03-01-06-0-010-023
- ☐ COTTAGE LANE ELEMENTARY LIBRARY SED#: 30-03-01-06-8-023-002

PROJECT ISSUE & REVISION SCHEDULE

No.	Date	Description

/_Maker ECC Official Logo No Shading 08-26-22.png

PENFIELD, NY / RALEIGH, NC
(585) 377-1850
WWW.ECCTECHNOLOGIES.COM

PROFESSIONAL STAMPS

NEW YORK STATE EDUCATION STATEMENT

IT IS A VIOLATION OF THE NEW YORK STATE EDUCATION LAW AND THE COMMISSIONS REGULATIONS FOR ANY PERSON, UNLESS ACTING UNDER THE DIRECTION OF A LICENSED ARCHITECT, ENGINEER OR LAND SURVEYOR, TO ALTER AN ITEM IN ANY WAY. IF AN ITEM BEARING THE SEAL OF AN ARCHITECT, ENGINEER OR LAND SURVEYOR IS ALTERED, THE PARTY SHALL AFFIX TO THE ITEM THEIR SEAL AND THE NOTATION "ALTERED BY" FOLLOWED THEIR SIGNATURE AND THE DATE OF SUCH ALTERATION, AND A SPECIFIC DESCRIPTION ALTERATION.

SHEET INFORMATION

Issued	Scale
10/18/23	AS NOTED

Project Status
BID DOCUMENTS

Drawn By	Checked By
AH	BH

Drawing Title
FIRST FLOOR NEW WORK PLAN - AREA F

Drawing Number
CLES
T205

12/1/2022 12:41:39 PM <project location> REVIT PROJECT FILES ON BIM360

GENERAL NOTES

A. OWNER WILL BE RESPONSIBLE FOR INSTALLING PATCH CABLES BETWEEN PATCH PANELS AND NETWORK SWITCHES. CONTRACTOR SHALL COORDINATE ALL NETWORK CABLING MODIFICATIONS WITH OWNER TO MINIMIZE DOWNTIME ON NETWORK.

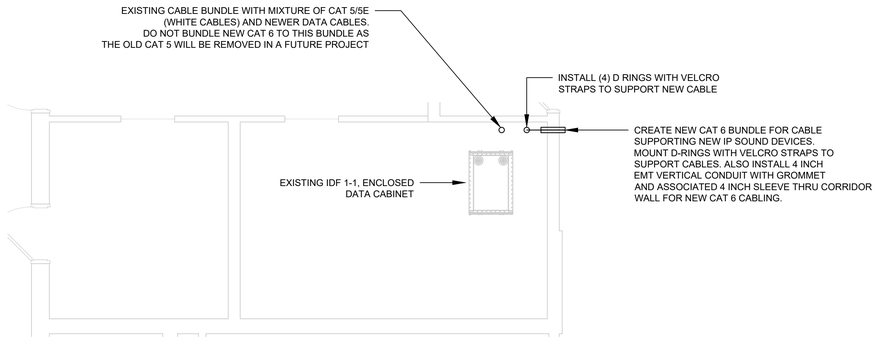

1 / T700 IDF-1-1 (IT CLOSET ROOM #302B)
SCALE: 1/4"=1'-0"



2 / T700 IDF-1-1 RACK ELEVATION (EXISTING)
SCALE: NONE



3 / T700 IDF-1-1 RACK ELEVATION (NEW)
SCALE: NONE

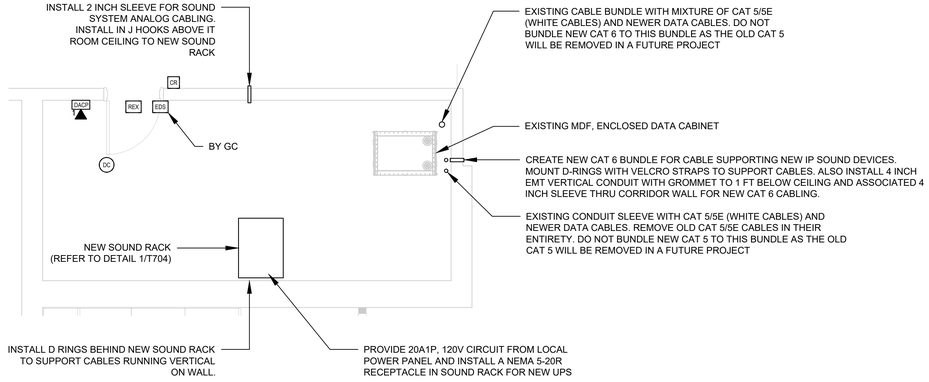

4 / T700 MDF (MAIN TELECOM CLOSET ROOM #201B)
SCALE: 1/4"=1'-0"



5 / T700 MDF RACK ELEVATION (EXISTING)
SCALE: NONE



6 / T700 MDF RACK ELEVATION (NEW)
SCALE: NONE

CPL | Architecture Engineering Planning
50 Front Street Suite 202,
Newburgh, NY 12550
CPLteam.com

SOUTH ORANGETOWN Central School District
Capital Improvements Bond
Essential Infrastructure for Student Health, Safety and Success

PROJECT INFORMATION

Project Number
14457.20

Client Name
SOUTH ORANGETOWN CENTRAL SCHOOL DISTRICT

Project Name
PHASE 1: 2022 BOND

District Office Address
160 VAN WYCK RD.
BLAUVELT, NY 10913

SOUTH ORANGETOWN CSD
- ☐ WILLIAM O. SCHAEFER SED#: 30-03-01-06-0-017-030
- ■ COTTAGE LANE ELEMENTARY SED#: 30-03-01-06-0-010-023
- ☐ COTTAGE LANE ELEMENTARY LIBRARY SED#: 30-03-01-06-8-023-002

PROJECT ISSUE & REVISION SCHEDULE

No.	Date	Description

△△△ Water ECC Official Logo No Shading 08-26-22.png

PENFIELD, NY / RALEIGH, NC
(585) 377-1650
WWW.ECCTECHNOLOGIES.COM

PROFESSIONAL STAMPS

NEW YORK STATE EDUCATION STATEMENT

IT IS A VIOLATION OF THE NEW YORK STATE EDUCATION LAW AND THE COMMISSIONER REGULATIONS FOR ANY PERSON, UNLESS ACTING UNDER THE DIRECTION OF A LICENSED ARCHITECT, ENGINEER OR LAND SURVEYOR, TO ALTER AN ITEM IN ANY WAY. IF AN ITEM BEARING THE SEAL OF AN ARCHITECT, ENGINEER OR SURVEYOR IS ALTERED, THE ALTERER PARTY SHALL AFFIX TO THE ITEM THEIR SEAL AND THE NOTATION "ALTERED BY" FOLLOW THEIR SIGNATURE AND THE DATE OF SUCH ALTERATION, AND A SPECIFIC DESCRIPTION ALTERATION.

SHEET INFORMATION

Issued	Scale
10/18/23	AS NOTED
Project Status	
BID DOCUMENTS	
Drawn By	Checked By
AH	BH
Drawing Title	
DETAILS	

Drawing Number
CLES
T700

12/1/2022 12:41:39 PM <project location> REVIT PROJECT FILES ON BIM360

GENERAL NOTES

A. OWNER WILL BE RESPONSIBLE FOR INSTALLING PATCH CABLES BETWEEN PATCH PANELS AND NETWORK SWITCHES. CONTRACTOR SHALL COORDINATE ALL NETWORK CABLING MODIFICATIONS WITH OWNER TO MINIMIZE DOWNTIME ON NETWORK.

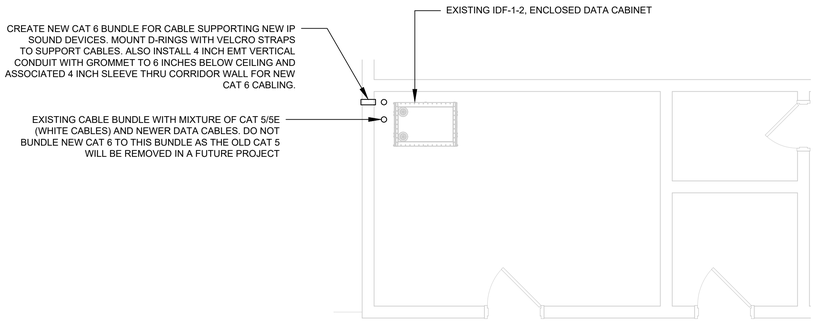

1 / T701 IDF-1-2 (JANITORS OFFICE #103)
SCALE: 1/4"=1"-0"



2 / T701 IDF-1-2 RACK ELEVATION (EXISTING)
SCALE: NONE



3 / T701 IDF-1-2 RACK ELEVATION (NEW)
SCALE: NONE

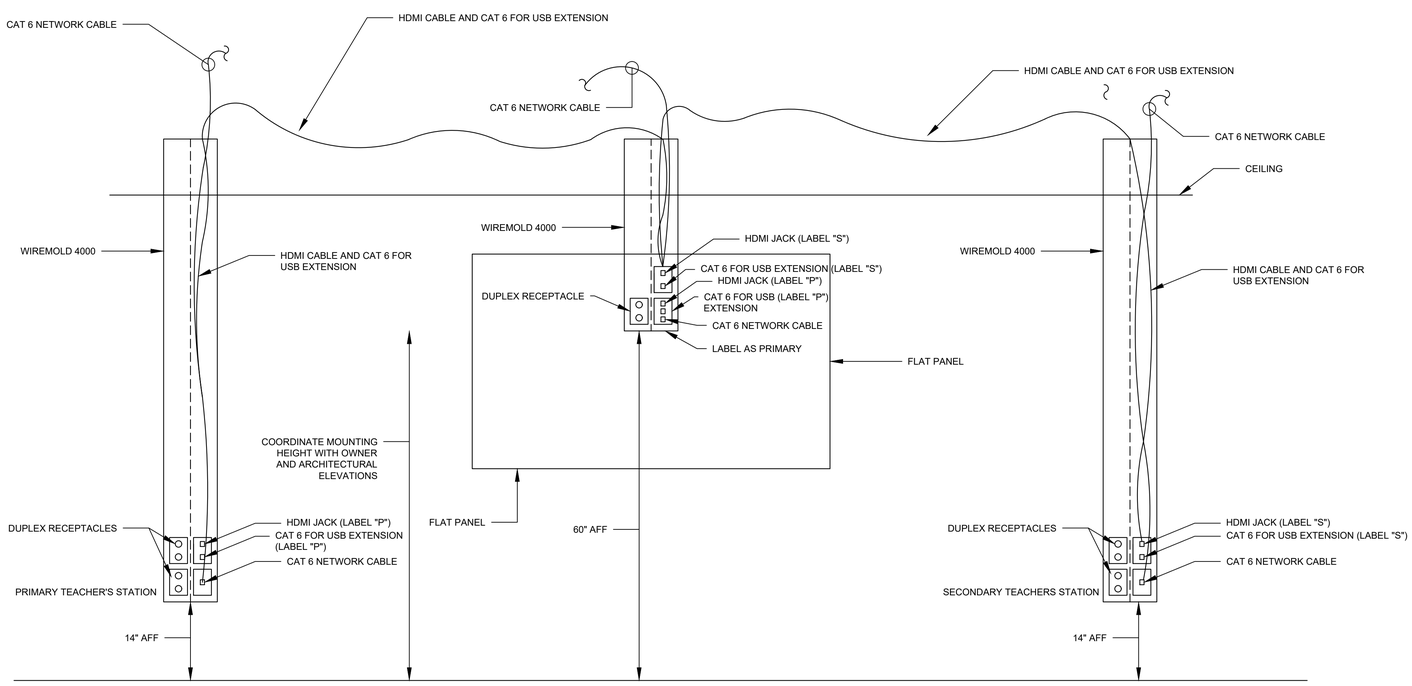

4 / T701 TYPICAL CLASSROOM FLAT PANEL WIRING DIAGRAM
SCALE: NO SCALE

CPL | Architecture Engineering Planning
50 Front Street Suite 202,
Newburgh, NY 12550
CPLteam.com

SOUTH ORANGETOWN Central School District
Capital Improvements Bond
Essential Infrastructure for Student Health, Safety and Success

PROJECT INFORMATION

Project Number
14457.20

Client Name
SOUTH ORANGETOWN CENTRAL SCHOOL DISTRICT

Project Name
PHASE 1: 2022 BOND

District Office Address
160 VAN WYCK RD.
BLAUVELT, NY 10913

SOUTH ORANGETOWN CSD
- ☐ WILLIAM O. SCHAEFER SED#: 30-03-01-06-0-012-020
- ■ COTTAGE LANE ELEMENTARY SED#: 30-03-01-06-0-010-023
- ☐ COTTAGE LANE ELEMENTARY LIBRARY SED#: 30-03-01-06-8-023-002

PROJECT ISSUE & REVISION SCHEDULE

No.	Date	Description

...\...\...Water ECC Official Logo No Shading 08-26-22.png

PENFIELD, NY / RALEIGH, NC
(585) 377-1850
WWW.ECCTECHNOLOGIES.COM

PROFESSIONAL STAMPS

NEW YORK STATE EDUCATION STATEMENT

IT IS A VIOLATION OF THE NEW YORK STATE EDUCATION LAW AND THE COMMISSIONS REGULATIONS FOR ANY PERSON, UNLESS ACTING UNDER THE DIRECTION OF A LICENSED ARCHITECT, ENGINEER OR LAND SURVEYOR, TO ALTER AN ITEM IN ANY WAY. IF AN ITEM BEARING THE SEAL OF AN ARCHITECT, ENGINEER OR LAND SURVEYOR IS ALTERED, THE PARTY SHALL AFFIX TO THE ITEM THEIR SEAL AND THE NOTATION "ALTERED BY" FOLLOWED THEIR SIGNATURE AND THE DATE OF SUCH ALTERATION, AND A SPECIFIC DESCRIPTION ALTERATION.

SHEET INFORMATION

Issued	Scale
10/18/23	AS NOTED

Project Status
BID DOCUMENTS

Drawn By	Checked By
AH	BH

Drawing Title
DETAILS

Drawing Number
CLES
T701

12/1/2022 12:41:39 PM <project location> REVIT PROJECT FILES ON BIM360

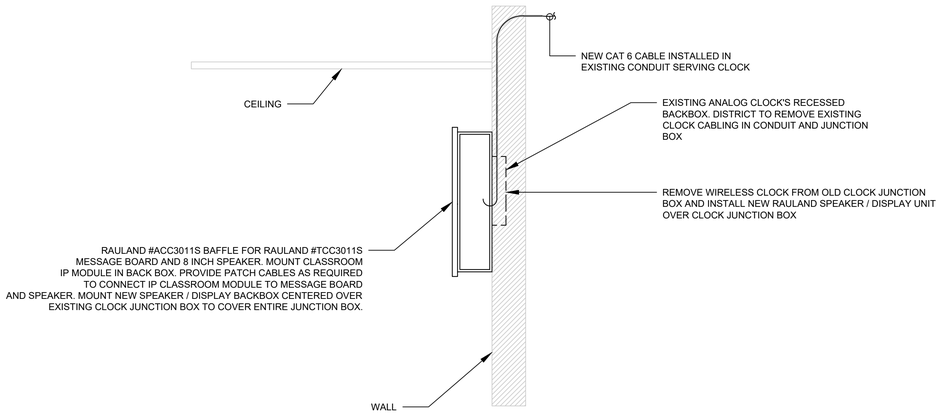

1 T702 CLOCK JB & SPEAKER / MESSAGE BOARD INSTALLATION DETAIL
SCALE: NONE

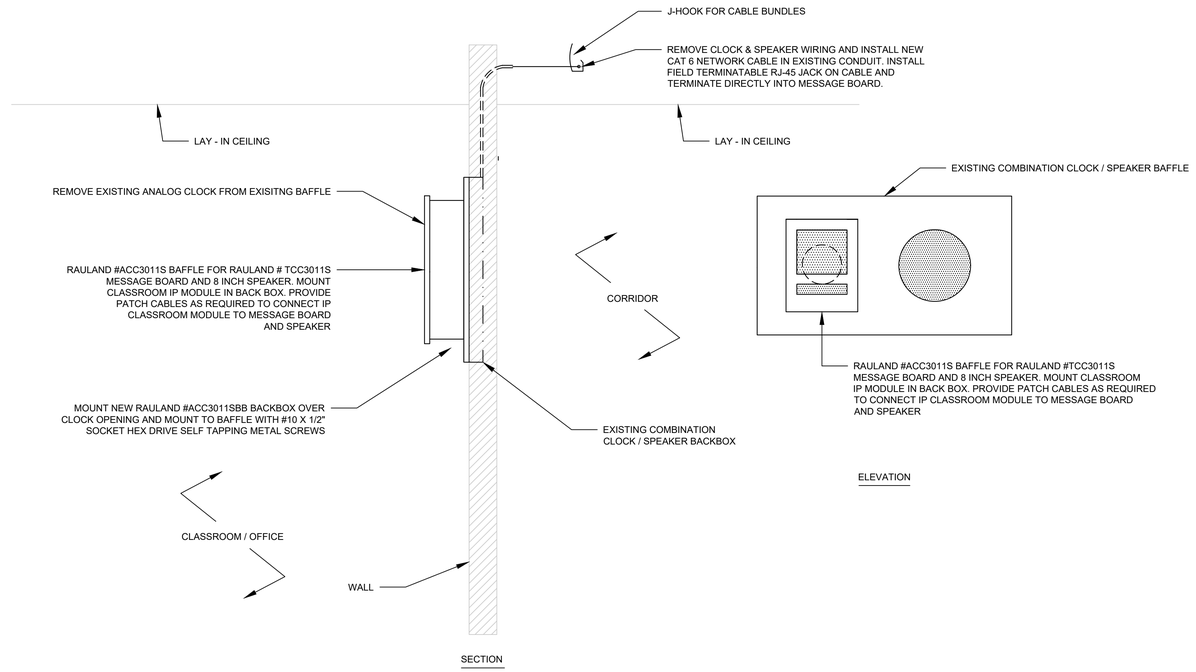

2 T702 TYPICAL MOUNTING DETAIL FOR RAULAND MESSAGE BOARD / SPEAKER ASSEMBLY ON COMBO CLOCK SPEAKER BAFFLE
SCALE: NONE

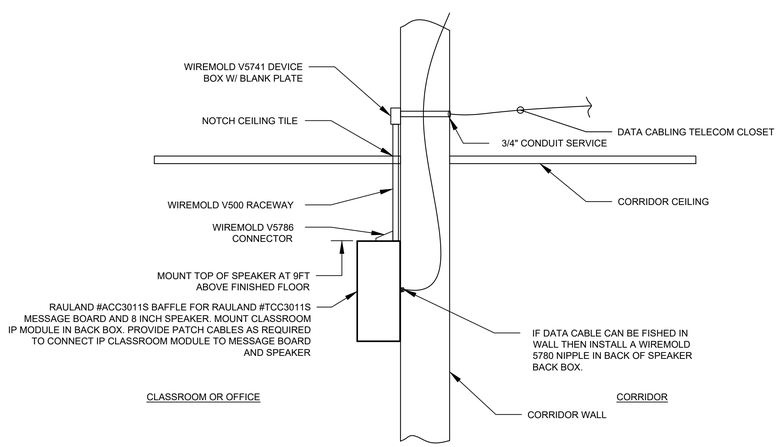

3 T702 IP SURFACE SPEAKER / DISPLAY NEW INSTALLATION DETAIL
SCALE: NONE

12/1/2022 12:41:39 PM <project location> REVIT PROJECT FILES ON BIM360

CPL | Architecture Engineering Planning
50 Front Street Suite 202,
Newburgh, NY 12550
CPLteam.com

SOUTH ORANGETOWN Central School District
Capital Improvements Bond
Essential Infrastructure for Student Health, Safety and Success

PROJECT INFORMATION

Project Number
14457.20

Client Name
SOUTH ORANGETOWN CENTRAL SCHOOL DISTRICT

Project Name
PHASE 1: 2022 BOND

District Office Address
160 VAN WYCK RD.
BLAUVELT, NY 10913

SOUTH ORANGETOWN CSD
- ☐ WILLIAM O. SCHAEFER SED#: 30-03-01-06-0-012-020
- ■ COTTAGE LANE ELEMENTARY SED#: 30-03-01-06-0-010-023
- ☐ COTTAGE LANE ELEMENTARY LIBRARY SED#: 30-03-01-06-8-023-002

PROJECT ISSUE & REVISION SCHEDULE

No.	Date	Description

...\1.1. Maker ECC Official Logo No Shading 08-26-22.png

PENFIELD, NY / RALEIGH, NC
(585) 377-1850
WWW.ECCTECHNOLOGIES.COM

PROFESSIONAL STAMPS

NEW YORK STATE EDUCATION STATEMENT
IT IS A VIOLATION OF THE NEW YORK STATE EDUCATION LAW AND THE COMMISSIONER REGULATIONS FOR ANY PERSON, UNLESS ACTING UNDER THE DIRECTION OF A LICENSED ARCHITECT, ENGINEER OR LAND SURVEYOR, TO ALTER AN ITEM IN ANY WAY. IF AN ITEM BEARING THE SEAL OF AN ARCHITECT, ENGINEER OR SURVEYOR IS ALTERED, THE ALTERING ARCHITECT, ENGINEER OR SURVEYOR SHALL ADD TO HIS/HER SEAL, AND THE NOTATION "ALTERED BY" FOLLOWED BY HIS/HER SIGNATURE, AND THE DATE OF SUCH ALTERATION, AND A SPECIFIC DESCRIPTION OF ALTERATION.

SHEET INFORMATION

Issued	Scale
10/18/23	AS NOTED

Project Status
BID DOCUMENTS

Drawn By	Checked By
AH	BH

Drawing Title
DETAILS

Drawing Number
CLES
T702

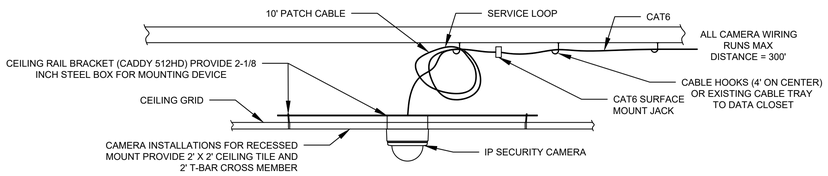

1 / T703 TYPICAL CEILING DOME IP CAMERA INSTALLATION DETAIL
SCALE: NONE

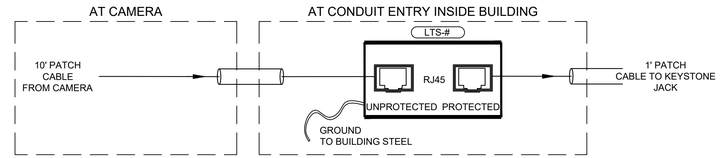

LIGHTNING PROTECTION NOTES:

1. EACH SURGE PROTECTOR SHALL BE LOCATED CLOSE TO THE POINT OF ENTRY OF WIRING TRAVELING OUTSIDE OF BUILDING. PROTECTOR MUST BE BONDED TO GROUND PER NEC SECTION 800.100 IV GROUNDING METHODS. A GENERAL-PURPOSE TYPE ENCLOSURE SHALL BE PROVIDED FOR ALL SURGE PROTECTIVE DEVICES.
2. THESE DEVICES NOT INTENDED FOR DIRECT EXPOSURE TO THE ELEMENTS. USE A NEMA 4X ENCLOSURE OR SIMILAR, FOR OUTDOOR APPLICATIONS.
3. SECURELY MOUNT THESE DEVICES BETWEEN THE FIELD WIRING AND THE EQUIPMENT TO BE PROTECTED WITH #8 SCREWS PROVIDED.
4. TO ALLOW THE SURGE PROTECTOR REACTION TIME, PROVIDE A MINIMUM OF 3-6 FT. OF CONDUCTOR LENGTH BETWEEN THE DTK-UNIT AND THE EQUIPMENT TO BE PROTECTED. PROVIDE A GROUND CONNECTOR TO THE EARTH GROUND SHORTER THEN THE DISTANCE BETWEEN THE DTK-UNIT AND THE EQUIPMENT.
5. CONNECT A MINIMUM OF #12 AWG WIRE FROM THE GROUND CONNECTOR TO THE EARTH GROUND W/ 25 OHMS OR LESS (5 OHMS PREFERRED). USE ONE COMMON GROUND PER SYSTEM TO ELIMINATE THE POSSIBILITY OF A DIFFERENCE IN GROUND POTENTIALS. ADDITION OF A GROUND ROD MAY BE REQUIRED

2 / T703 IP EXTERIOR CAMERA LIGHTNING SUPPRESSION WIRING
SCALE: NONE

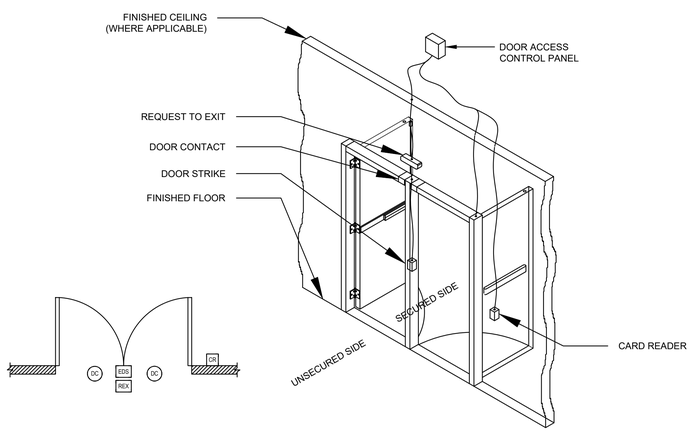

3 / T703 TYPICAL DOUBLE DOOR WITH CENTER MULLIAN INSTALLATION DETAIL
SCALE: NONE

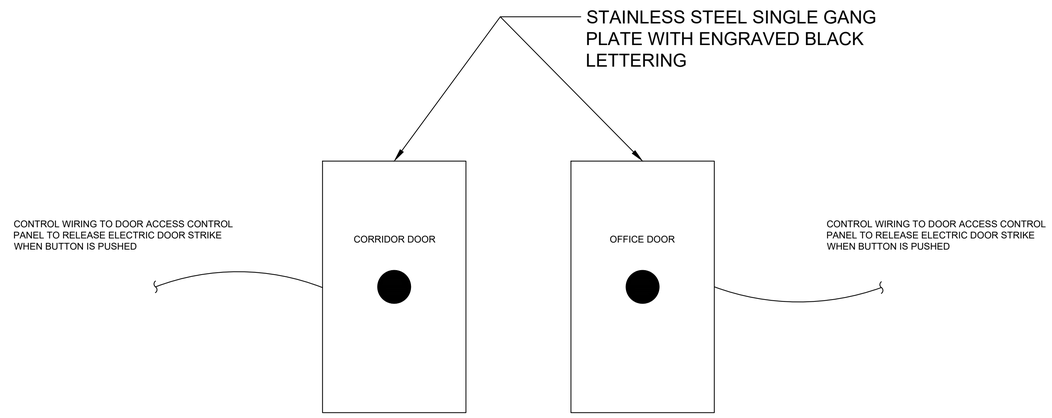

1 / T702 DOOR RELEASE BUTTON DETAIL
SCALE: NONE

CPL | Architecture Engineering Planning
50 Front Street Suite 202,
Newburgh, NY 12550
CPLteam.com

SOUTH ORANGETOWN Central School District
Capital Improvements Bond
Essential Infrastructure for Student Health, Safety and Success

PROJECT INFORMATION

Project Number
14457.20

Client Name
SOUTH ORANGETOWN CENTRAL SCHOOL DISTRICT

Project Name
PHASE 1: 2022 BOND

District Office Address
160 VAN WYCK RD.
BLAUVELT, NY 10913

SOUTH ORANGETOWN CSD
- ☐ WILLIAM O. SCHAEFER SED#: 30-03-01-06-0-012-020
- ■ COTTAGE LANE ELEMENTARY SED#: 30-03-01-06-0-010-023
- ☐ COTTAGE LANE ELEMENTARY LIBRARY SED#: 30-03-01-06-8-023-002

PROJECT ISSUE & REVISION SCHEDULE

No.	Date	Description

PENFIELD, NY / RALEIGH, NC
(585) 377-1850
WWW.ECCTECHNOLOGIES.COM

PROFESSIONAL STAMPS

NEW YORK STATE EDUCATION STATEMENT

IT IS A VIOLATION OF THE NEW YORK STATE EDUCATION LAW AND THE COMMISSIONS REGULATIONS FOR ANY PERSON, UNLESS ACTING UNDER THE DIRECTION OF A LICENSED ARCHITECT, ENGINEER OR LAND SURVEYOR, TO ALTER AN ITEM IN ANY WAY. IF AN ITEM BEARING THE SEAL OF AN ARCHITECT, ENGINEER OR LAND SURVEYOR IS ALTERED, THE PARTY SHALL AFFIX TO THE ITEM THEIR SEAL AND THE NOTATION "ALTERED BY" FOLLOWED THEIR SIGNATURE AND THE DATE OF SUCH ALTERATION, AND A SPECIFIC DESCRIPTION ALTERATION.

SHEET INFORMATION

Issued	Scale
10/18/23	AS NOTED

Project Status
BID DOCUMENTS

Drawn By	Checked By
AH	BH

Drawing Title
DETAILS

Drawing Number
CLES
T703

12/1/2022 12:41:39 PM <project location> REVIT PROJECT FILES ON BIM360

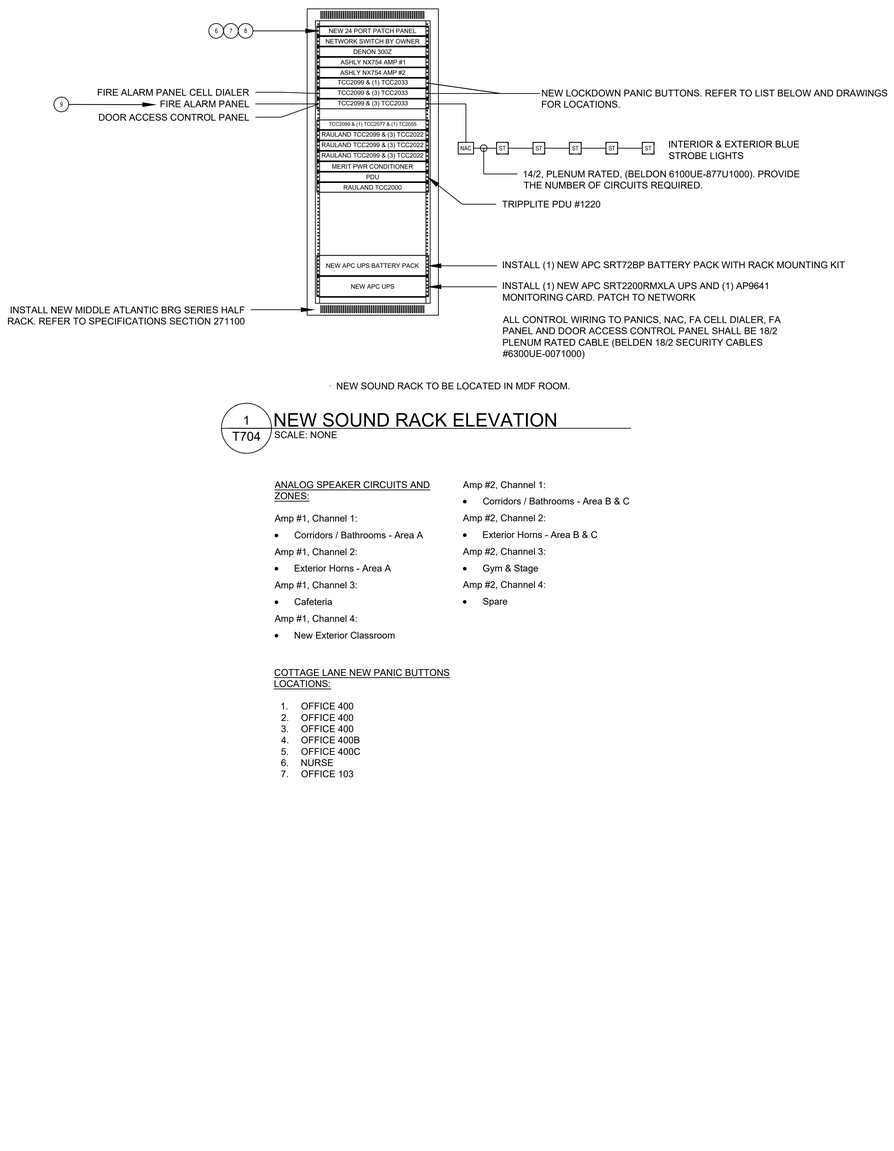

NEW SOUND RACK TO BE LOCATED IN MDF ROOM.

1 / T704 NEW SOUND RACK ELEVATION

SCALE: NONE

ANALOG SPEAKER CIRCUITS AND ZONES:

Amp #1, Channel 1:
- Corridors / Bathrooms - Area A

Amp #1, Channel 2:
- Exterior Horns - Area A

Amp #1, Channel 3:
- Cafeteria

Amp #1, Channel 4:
- New Exterior Classroom

Amp #2, Channel 1:
- Corridors / Bathrooms - Area B & C

Amp #2, Channel 2:
- Exterior Horns - Area B & C

Amp #2, Channel 3:
- Gym & Stage

Amp #2, Channel 4:
- Spare

COTTAGE LANE NEW PANIC BUTTONS LOCATIONS:

1. OFFICE 400
2. OFFICE 400
3. OFFICE 400
4. OFFICE 400B
5. OFFICE 400C
6. NURSE
7. OFFICE 103

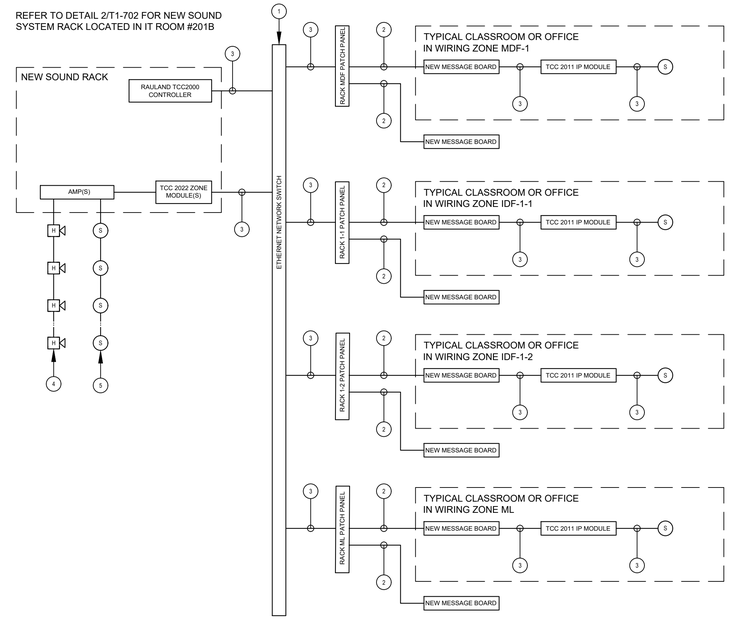

2 / T704 SOUND SYSTEM RISER

SCALE: NONE

DRAWING NOTES

1. NETWORK SWITCH PROVIDED BY OWNER.
2. NEW CAT6 HORIZONTAL CABLING WILL BE PROVIDED FROM PATCH PANEL TO MESSAGE BOARD LOCATION. MESSAGE BOARD END WILL HAVE A FIELD TERMINATABLE RJ-45 MALE END WITH A CABLE LABEL. CONNECT TO NEW MESSAGE BOARD AND INSTALL NECESSARY RACEWAYS.
3. NEW CAT6 PATCH CABLE.
4. EXTERIOR PAGING HORNS WIRED IN SERIES WITH 18/2 SHIELDED WIRE. TAP AT 3.7 WATTS. MAX 20 HORNS PER CIRCUIT. REFER TO DETAIL 2/T3-700 FOR ADDITIONAL INFORMATION ON HORN CIRCUITS AND AMPLIFIERS.
5. CORRIDOR SPEAKERS WIRED IN SERIES WITH 18/2 SHIELDED WIRE. TAP AT 1.25 WATTS. MAX 60 SPEAKERS PER CIRCUIT. REFER TO DETAIL 2/T3-700 FOR ADDITIONAL INFORMATION ON SPEAKER CIRCUITS AND AMPLIFIERS.
6. INSTALL (2) CAT6 CABLES EXTENDING BACK TO MDF. TERMINATE CABLING IN EXISTING MODULAR PATCH PANEL OR PROVIDE NEW PATCH PANEL AS NECESSARY.
7. INSTALL (1) CAT6 CABLE EXTENDING BACK TO VoIP GATEWAY IN FIRST FLOOR MDF. TERMINATE CABLING IN EXISTING MODULAR PATCH PANEL OR PROVIDE NEW PATCH PANEL AS NECESSARY.
8. INSTALL (1) NEW CAT6 CABLE TO DESK FOR (1) NEW RAULAND 2055 ADMINISTRATIVE CONSOLE. COORDINATE ROOM LOCATION AND PLACEMENT OF JACK WITH OWNER.
9. FIRE ALARM PANEL CONNECTION IS TO SIGNAL TO FIRE ALARM SYSTEM THAT THE LOCKDOWN SYSTEM HAS WENT INTO ALARM AND TRIGGER RELEASE OF THE MAGNETIC HOLDERS ON SMOKE DOORS. THE FIRE ALARM PANEL SHALL ALSO BE PROGRAMMED TO STOP A FIRE ALARM IN THE EVENT THAT A LOCKDOWN HAS ALSO BEEN TRIGGERED PER UL2572.

CPL | Architecture Engineering Planning
50 Front Street Suite 202,
Newburgh, NY 12550
CPLteam.com

SOUTH ORANGETOWN Central School District
Capital Improvements Bond
Essential Infrastructure for Student Health, Safety and Success

PROJECT INFORMATION

Project Number
14457.20

Client Name
SOUTH ORANGETOWN CENTRAL SCHOOL DISTRICT

Project Name
PHASE 1: 2022 BOND

District Office Address
160 VAN WYCK RD.
BLAUVELT, NY 10913

SOUTH ORANGETOWN CSD
- ☐ WILLIAM G. SCHAFER SED#: 30-03-01-06-0-012-020
- ■ COTTAGE LANE ELEMENTARY SED#: 30-03-01-06-0-010-023
- ☐ COTTAGE LANE ELEMENTARY LIBRARY SED#: 30-03-01-06-8-023-002

PROJECT ISSUE & REVISION SCHEDULE

No.	Date	Description

J:\J:_Meter ECC Official Logo No Shading 08-26-22.png

PENFIELD, NY / RALEIGH, NC
(585) 377-1850
WWW.ECCTECHNOLOGIES.COM

PROFESSIONAL STAMPS

NEW YORK STATE EDUCATION STATEMENT

IT IS A VIOLATION OF THE NEW YORK STATE EDUCATION LAW AND THE COMMISSIONER REGULATIONS FOR ANY PERSON, UNLESS ACTING UNDER THE DIRECTION OF A LICENSED ARCHITECT, PROFESSIONAL ENGINEER OR LANDSCAPE ARCHITECT, TO ALTER THIS DRAWING. THE PERSON AN ARCHITECT, ENGINEER OR LANDSCAPE ARCHITECT ALTERING A THIRD PARTY SHALL AFFIX TO THE ITEM THEIR SEAL AND THE NOTATION "ALTERED BY" FOLLOWED THEIR SIGNATURE AND THE DATE OF SUCH ALTERATION, AND A SPECIFIC DESCRIPTION ALTERATION.

SHEET INFORMATION

Issued	Scale
10/18/23	AS NOTED

Project Status
BID DOCUMENTS

Drawn By	Checked By
AH	BH

Drawing Title
DETAILS

Drawing Number
CLES
T704

12/1/2022 12:41:39 PM <project location> REVIT PROJECT FILES ON BIM360