
BID ADDENDUM #6

Nanuet Union Free School District
103 Church Street
Nanuet, NY 10954

Nanuet Bond Projects Phase 4

Date: April 19, 2024

NOTICE TO CONTRACTORS

This Addendum issued prior to receipt of Bid shall and does hereby become a part of the Construction Documents for the above project.

All principal Contractors shall be responsible for seeing that their Subcontractors are properly apprised of the contents of this Addendum.

All information contained in this Addendum shall supersede and shall take precedence over any conflicting information in the original Bidding Documents dated **June 6, 2023**, and all previous addenda.

All Contractors shall acknowledge receipt of this Addendum in the space provided in the Bid Form. Failure to do so may subject Bidder to disqualification.

CLARIFICATIONS:

1. Please advise if there are estimated cost attached to each trade scope.
Response: No cost will be provided at this time. Contractors should use their bid number for bonding purposes.
2. Are separate bid bonds required or only one?
Response: Separate bid bonds are required for each contract. If a contractor is bidding multiple contracts, a separate bid bond will be required for each. Each contract must be packaged separately in its own envelope with its own required supporting documents. Combined bids will be disqualified.
3. Please confirm who's scope of work it is to remove existing window units and provide replacement panel or window.
Response: MC is responsible to remove window AC units and replace missing panes of glass as per HS-A201. Per MC Contract summary section 011203-page 23-section G. Drawing A-201 is listed as the scope of the MC contract.
4. Refer to Key Note D8 on Drawing ME-AD101 and Key Note 11 on Drawing ME-A101. These key notes ask to replace door hardware with new panic hardware at existing doors #108, 109, 110, and 111. However, the door schedule on Drawing ME-A601 indicates new doors and frames at the aforementioned door locations. Please clarify if these doors are to be replaced or not?

Response: All doors receiving new panic hardware are to be replaced. Please refer to updated ME-AD101, ME-A101, and ME-A601.

5. Refer to key note 9, 10 at dwg. ME-A101 and key note D7 at dwg. ME-AD101. These key notes ask to replace door leaf and hardware, door frame to remain at doors #100, 101, 102, 103, 104, 105, 106 & 107. However, the door schedule on drawing ME-A601 indicates new doors and frames at the aforementioned door locations. Please clarify if these door frames are to be replaced or not?

Response: All doors receiving new hardware are to have new frames. Please refer to updated ME-AD101, ME-A101, and ME-A601.

6. Refer to addendum #2, Contract BE-01 removed from bid package (New roofing at miller elementary school) but drawings "ME-A121 'Overall roof plan', ME-A521 'Fluid-applied roofing over exist. roof details' and ME-A522 'Roof details' are still not deleted. Please clarify that roofing work on above mentioned is a part of contract GC-01 or not?

Response: New roofing is not a part of GC-01 contract. The drawings were left in for coordinating purposes for MC. However, any roof work at the HS, Middle School or Miller Elementary School related to mechanical equipment is by the MC. Refer to added roof sheets and specs for coordination.

7. On the GC contract, there are several drawings calling out alternate 3. There is no alternate 3 on the bid forms. Please advise.

Response: Updated to reflect MC Alternate #2, not in GC scope.

8. We see all of the roofing as being under a separate contract. Is there any roofing work on the GC, MC, or PC contracts? Please advise.

Response: New roofing is not a part of GC-01 or PC contracts. The drawings were left in for coordinating purposes for MC. However, any roof work at the HS, Middle School or Miller Elementary School related to mechanical equipment is by the MC. Refer to added roof sheets and specs for coordination.

9. The bid forms show each school broken out separately. Please confirm that the three schools can't be awarded to different prime contractors.

Response: This is correct. Bids will be awarded based upon the total combined lump sum of all 3 schools per each prime contract. Breakouts are required for each school for budget comparison purposes. All 3 schools must have totals accurately shown. Failure to fill out each school or show "even splits" will result in disqualification.

10. Please confirm that all saw cutting, excavating, back fill, and concrete repair for the PC piping in the boiler room and bathrooms is under the PC contract.

Response: This is correct. PC to sawcut, install plumbing, and backfill with concrete per fill detail. GC shall provide any leveling topping for floor substrate in applicable spaces (toilet rooms)

11. Please clarify the steel scope

Response: Exterior loose lintels associated with Miller masonry, and Miller vestibule steel is by the GC. All other steel related to HVAC equipment and louvers is by MC.

12. Please confirm that the HVAC, PC, and EC are responsible for the removal and re-installation of ceilings as it pertains to their work and that the GC is only responsible for the new ceilings being installed in the base and alternate work.

Response: This is correct.

13. Please provide a more detailed scope as it pertains to the abatement work between the GC, HVAC, and PC.

Response: Please resubmit this RFI and clarify what you believe to be missing and what you are looking for more in detail on. Please review asbestos testing report specs, and procedures which provide more detail as to procedure for removal and scope of work.

14. We suggest that the HVAC controls portion be bid as its own separate prime contract or through the owner.

Response: Unfortunately, this request cannot be accepted at this time. Scope shall be by MC as a subcontract.

15. The door schedule HS-A401.1 shows two glass doors, however the thickness is 1-3/4" suggesting the doors might be wood. Please advise.

Response: Doors 516 and 517 are glass. Refer to updated HS-A401.1

CHANGES TO SPECIFICATIONS:

1. 07 01 50.16-MAINTENANCE CLEANING OF MEMBRANE ROOFING
 - New section for coordination and reference.
2. 07 01 50.72-REHABILITATION OF BUILT-UP ROOFING
 - New section for coordination and reference.
3. 07 01 50.73-REHABILITATION OF MODIFIED BITUMINOUS ROOFING
 - New section for coordination and reference.
4. 07 13 26 - SELF-ADHERING SHEET WATERPROOFING
 - New section for coordination and reference.
5. 07 56 00.13-FLUID-APPLIED MEMBRANE ROOFING, INSULATED FOR NEW ROOFS
 - New section for coordination and reference.
6. 07 62 00-SHEET METAL FLASHING AND TRIM
 - New section for coordination and reference.
7. 07 71 00-ROOF SPECIALTIES
 - New section for coordination and reference.
8. 00 03 00- NOTICE TO BIDDERS
 - Bid due date extended to May 14, 2024
9. 00 30 03- MC 01 BID FORM
 - Roofing spec sections added
9. 01 12 03- CONTRACT SUMMARY MC-01
 - Page 23 , Section G updated

REVISIONS TO DRAWINGS:

ARCHITECTURAL

1. **Sheet HS-AD111.1: FIRST FLOOR ENLARGED KITCHEN RCP DEMO ALTERNATE 2**
 - A. Updated to reflect MC Alternate #2 and added note.
2. **Sheet HS-A111.1: FIRST FLOOR ENLARGED KITCHEN RCP ALTERNATE 2**
 - A. Updated to reflect MC Alternate #2 and added note.
3. **Sheet HS-A121: OVERALL ROOF PLAN**
 - A. Referenced only for coordination. Refer to MC-01 for scope of work.
4. **Sheet HS-A401.1: FIRST FLOOR ENLARGED PLAN – WEST ALT. 1**

- A. Door thicknesses corrected for glass on doors 516 & 517.
- 5. **Sheet HS-A521: LIQUID APPLIED ROOFING OVER EXIST. ROOF DETAILS**
 - A. Referenced only for coordination. Refer to MC-01 for scope of work.
- 6. **Sheet HS-A522: LIQUID APPLIED ROOFING OVER NEW ROOF DETAILS**
 - A. Referenced only for coordination. Refer to MC-01 for scope of work.
- 7. **Sheet HS-A523: LIQUID APPLIED ROOFING OVER NEW ROOF DETAILS**
 - A. Referenced only for coordination. Refer to MC-01 for scope of work.
- 8. **Sheet ME-AD000: REFERENCE PHOTOGRAPHS**
 - A. Updated Demo Keynote D8 and locations on photographs.
- 9. **Sheet ME-AD101: OVERALL DEMOLITION PLAN**
 - A. Updated Demo Keynote D8 and locations on overall demolition plan.
- 10. **Sheet ME-A101: INTERIOR DOOR REPLACEMENT AND ENVELOPE SCOPE**
 - A. Updated doors with note #10.
- 11. **Sheet ME-A121: OVERALL ROOF PLAN**
 - A. Referenced only for coordination. Refer to MC-01 for scope of work.
- 12. **Sheet ME-A521: LIQUID APPLIED ROOFING OVER EXIST. ROOF DETAILS**
 - A. Referenced only for coordination. Refer to MC-01 for scope of work.
- 13. **Sheet ME-A601: DETAILS & DOOR SCHEDULE**
 - A. Updated door type and glass type for doors 106, 114 & 115.
- 14. **Sheet BM-A121: OVERALL ROOF PLAN**
 - A. Referenced only for coordination. Refer to MC-01 for scope of work.
- 15. **Sheet BM-A521: LIQUID APPLIED ROOFING OVER EXIST. ROOF DETAILS**
 - A. Referenced only for coordination. Refer to MC-01 for scope of work.

ABATEMENT

None

STRUCTURAL

None

MECHANICAL

- 1. **Sheet ME-M102: ROOF HVAC REMOVALS**
 - A. Removed Notes 1-4, 8.
- 2. **Sheet ME-M103: ROOF HVAC PLAN**
 - A. Removed Notes 1-4, 7.

ELECTRICAL

None

PLUMBING

None



215 West 40th Street, 15th Floor
New York, New York 10018

646.435.0660 Office

ksq.design

SHEETS

GENERAL	CIVIL	STRUCT	ARCH	MECH	ELEC	PLUMB	ABATEMENT
			HS-AD111.1	ME-M102			
			HS-A111.1	ME-M103			
			HS-A121				
			HS-A401.1				
			HS-A521				
			HS-A522				
			HS-A523				
			ME-A121				
			ME-AD000				
			ME-AD101				
			ME-A101				
			ME-A601				
			ME-A521				
			BM-A121				
			BM-A521				

END OF BID ADDENDUM No. 6

SECTION 00 03 00 - NOTICE TO BIDDERS

PART 1 - GENERAL

- 1.1 The Nanuet Union Free School District, Rockland County, NY, invites bid proposals for the following:**

NUFSD Phase 4 Capital Projects:

A. Nanuet High School

1. Doors and Window Treatments: (GC-01)
2. Admin Wing Renovations: (GC-01, MC-01, EC-01, PC-01)
3. HVAC & Hydronic Upgrades: (GC-01, MC-01, EC-01)
4. Electrical Panel Replacements: (EC-01)
5. Kitchen Fume Hood Replacements: (MC-01, EC-01)

B. Barr Middle School

1. Doors and Window Treatments: (GC-01)
2. Toilet Room Renovations: (GC-01, MC-01, EC-01, PC-01)
3. Fire Alarm Upgrades: (EC-01)

C. Miller Elementary School

1. Doors and Window Treatments: (GC-01)
2. Masonry Restoration, and Site work: (GC-01)
3. Security Vestibule Renovations: (GC-01, MC-01, EC-01)
4. HVAC Upgrades: (MC-01, EC-01)
5. Fire Alarm & Electrical Upgrades: (EC-01)

1.2 CONTRACTS:

A. Separate Prime Contracts will be let for:

1. General Construction #1 – (GC-01)
2. Mechanical Construction #1 – (MC-01)
3. Plumbing Construction #1 – (PC-01)
4. Electrical Construction #1 – (EC-01)

1.3 SCHEDULE:

A. Bidding Documents Available:

1. At **12:00 p.m. on March 5, 2024** Bidding Documents for the proposed project will be on file and publicly exhibited online at <http://revplans.biddyhq.com>
2. Copies of said Bidding Documents can be obtained from **Rev Plans, 28 Church Street, Unit #7, Warwick, NY 10990** or <http://revplans.biddyhq.com>
3. Digital Download: Bid documents can be downloaded for **Forty Nine Dollars (\$49.00)**. Non-refundable fee payable by credit card from <http://revplans.biddyhq.com>
4. Hard Copy Drawings: \$ 100 refundable upon return of set in good condition. Make checks or Money Orders payable to Nanuet Union Free School District.
5. Any bidder requiring documents to be shipped shall make arrangements with the printer and pay for all packaging and shipping costs.
6. All bid addenda will be transmitted to registered plan holders via email and will be available at <http://revplans.biddyhq.com>. Plan holders who have paid for hard copies of the Bidding Documents will need to make the determination if hard copies of the addenda are required for their use, and coordinate directly with the printer for hard copies of addenda to be issued. There will be no charge for registered plan holders to obtain hard copies of the bid addenda.

B. Pre-Bid Conference:

1. Date & Time: Thursday, March 14, 2024 @ 1:00 PM
2. Location: Nanuet Senior High School
3. Address: 103 Church street, Nanuet, NY 10954
4. Prospective bidders are strongly encouraged to attend.

C. Bid Due Date:

1. Sealed proposals will be received as indicated below, and at that time and place will be publicly opened and read aloud in the administrative conference room. All bidders shall comply with the General Municipal Law (103).
2. Date: **Tuesday, May 14, 2024**
3. Time: 1:00 PM (local time)
4. Location: Nanuet Union Free School District Business office
5. Address: 101 Church Street, Nanuet, NY, 10954

D. Request for Information:

1. All pre-bid "Request For Information" (RFI) or Clarification must be submitted NO LATER THAN **Wednesday, May 8th, 2024 by 12:00pm (noon)**

E. Anticipated Award/ NTP:

1. Wednesday, May 22nd, 2024

PART 2 - PRODUCTS (Not Applicable)

PART 3 - EXECUTION

3.1 PROVISIONS:

- A. Wages to workers, laborers and mechanics employed to work on this project, shall be paid in accordance with Section 220 of the Labor Law, and in accordance with the Prevailing Rate Schedules (PRC # found in the Project Manual) and proof of such payments will be required.**
- B. Each bid for each Contract must be identified, in typed format, on the outside of a sealed manila envelope, with the name and address of the bidder and designated as bid for the Project titled above and appropriate Contract number and name titled above. The Nanuet Union Free School District is not responsible for bids opened prior to the bid opening if bid contract number and opening date do not appear on the envelope. Bids opened prior to date and time indicated are invalid. The bidder assumes the risk of any delay in the mail, or in the handling of the mail by employees of the Nanuet Union Free School District, as well as improper hand delivery.**
- C. Each proposal must be accompanied by a certified check in the sum of five percent (5%) of the amount of the bid, drawn upon a National or State Bank or Trust Company, payable to the order of the Nanuet Union Free School District, or a bond from a surety licensed to practice business in the State of New York with sufficient sureties in a penal sum equal to five percent (5%) of the bid, conditioned that if this bid is accepted, successful bidder will enter into a contract for the same and that he will execute such further security as may be required for the performance of the contract.**
- D. A separate Performance Bond, equal to one hundred percent (100%) of the contract amount will also be required of the successful bidders, and the bond shall be from a surety licensed to practice business in the State of New York, satisfactory to the School Board.**
- E. A separate Payment Bond, equal to one hundred percent (100%) of the contract sum will also be required of the successful bidders, and the bond shall be from a surety licensed to practice business in the State of New York, satisfactory to the School Board.**
- F. The bidders to whom the above referenced contracts may be awarded, shall within seven (7) days after the date of notification of the acceptance of their proposal, provide insurance and security as required by the above referenced contracts in a form acceptable by the Owner. In case of the bidders' failure to do so, or in case of the bidders' failure to give further security as herein prescribed, the bidders will be considered as having abandoned the same, and the certified check or other bid security accompanying the proposal shall be forfeited to the School District.**

G. Each bidder shall agree to hold his/her bid price for forty -five (45) days after the formal bid opening

H. By Order of the Nanuet Union Free School District

1. Dated: March 5, 2024
2. Mr. Mario Spagnuolo, Attorney/Asst. Superintendent of Business

END OF SECTION 00 0300

SECTION 01 12 03 –CONTRACT SUMMARY – MC-01

PART 1 - GENERAL

1.1 RELATED DOCUMENTS

- A. Drawings and general provisions of the Contract, including General and Supplementary Conditions and other Division 01 Specification Sections, apply to this Section.

1.2 SUMMARY

- A. This Section includes a summary of each Prime Contract, including responsibilities for coordination and temporary facilities and controls. One set of Construction Documents is issued covering the Work of multiple Prime Contracts. Each Prime Contract is responsible to review all drawings and specifications for specific requirements indicated, and for a general understanding and knowledge of the work of other Prime Contracts. All Prime Contracts are responsible for all Work of their Contract no matter what drawing on which the Work appears. All Prime Contracts are responsible to coordinate their work related to the complete set of drawings and specifications, not limited to each prime contractor scope. **All Bidders should acknowledge that for each contract listed below, each contractor is their own General Contractor and subject to all General Contractor requirements.**

1. **Mechanical Contract:** The Mechanical Contractor shall be selected based on the bid procedure as described in the Bid Documents. Contract Bidders are responsible for (a) trade work coordination, (b) the scope contained in drawings listed below and (c) any and all additional scope specifically identified to be performed by the Mechanical Contractor in other Bid Packages in the Contract.
2. **MC-01 contract requires the awarded entity to self-perform the largest scope of work shown in the contract documents. There are no provisions within this contract to solely subcontract ALL trade scope required to complete the project and its design intent. All other work in this contract is allowed to be subcontracted other than as stated herein. It is further required to clearly present what scope your own forces will be doing with your bid submission. Failure to present this at time of bid will be subject to disqualification.**

B.

- 1) Work related to drawings: *(In addition to these drawings, the contractor is required to review all specifications included in the overall contract that may contain related scope or detail for this specific contract.)*

Nanuet Senior High School

- a) HVAC & Hydronic Upgrades
- b) Kitchen Hood Replacements

Barr Middle School

- c) Toilet Room Renovations

Miller Elementary School

- d) Security Vestibule Renovation
- e) HVAC Upgrades

1.3 Related Sections include, but are not limited to, the following:

- A. Division 01 Section "Work Restrictions" for use of the Project site and for requirements for continued Owner occupancy of premises.
- B. Division 01 Section "Project Management and Coordination" for general coordination requirements.
- C. Division 01 Section "Project Forms" for documents required for Testing and Coordination.
- D. Division 01 Section "Temporary Facilities and Controls" for specific requirements for temporary facilities and controls

1.4 DEFINITIONS

1.5 MANAGEMENT AND COORDINATION

- A. The Owner shall provide a Construction Manager.

1. The Construction Manager shall provide a full time construction site representative recognized as the Construction Manager.

1.6 CONSTRUCTION MANAGER

- A. The construction manager shall provide on-site administration of the Contracts for Construction in cooperation with the Architect as set in AIA Document A232TM – 2009, General Conditions of the Contract for Construction, Construction Manager as Adviser Edition, as modified.
- B. The Construction Manager shall provide administrative, management and related services to coordinate scheduled activities and responsibilities of the Multiple Prime Contractors with each other and with those of the Construction Manager, the Owner and the Architect. The Construction Manager shall coordinate the activities of the Multiple Prime Contractors in accordance with the latest approved Project Schedule and the Contract Documents.
- C. Utilizing the construction schedules provided by the Multiple Prime Contractors, the Construction Manager shall update the Project schedule, incorporating the activities of the Owner, Architect, and Multiple Prime Contractors on the Projects, including activity sequences and durations, allocation of labor and materials, processing of Shop Drawings, Product Data and Samples, and delivery and procurement of products, including those that must be ordered will in advance of construction. The Project schedule shall include the Owner's occupancy requirements showing portions of the Project having occupancy priority.
- D. Utilizing information from the Multiple Prime Contractors, the Construction Manager shall schedule and coordinate the sequence of construction and assignment of space in areas where the Multiple Prime Contractors are performing Work, in accordance with the Contract Documents and the latest approved Project Schedule.

1.7 GENERAL REQUIREMENTS OF PRIME CONTRACTS

- A. Prime Contracts: The context used in this Section are separate Prime Contracts that represent significant elements of work that is to be performed concurrently and in close coordination with the work of other Prime Contracts for the benefits of the Owner. Each Prime Contract is recognized to be a major part of the Work.
- B. Assignment of Work: Should a conflict be indicated, Section 011200 shall take precedence over all scope of work assignments that may be indicated elsewhere within the Construction Documents.

- C. Seismic Requirements: Prime Contracts are to be aware that the building(s) is located within a Seismic Zone indicated in the documents and shall provide installations in compliance with all related code requirements.
- D. Layout and Installation: Each Prime Contractor shall schedule, layout and install their Work in such manner as not to delay or interfere with, but to compliment the execution of the work of other Prime Contracts, utility companies and Owner's operations.
- E. Extent of Contract: The Contract Documents, drawings and specifications each contain more specific descriptions of the Work facilitating which Prime Contract includes specific elements of the Project.
 - 1. Work provided by each Prime Contract shall mean complete and operable systems and assemblies, including products, components, accessories and installations required by the Construction Documents or indicated otherwise.
 - 2. Prime Contractors shall exercise good judgment and perform all work according to related industry standards.
 - 3. The Owner is exempt from payment of Federal, State and local taxes, including sales and compensating use taxes on all materials and supplies incorporated in completing the Work; these taxes are not to be included in the Bid. This exemption does not apply to tools, machinery, equipment or other property leased by, or to, the Contractor or sub-contractor, or to supplies and materials, which even though consumed are not incorporated into the completed work. Prime Contractors, and their sub-contractors, shall be responsible for paying any and all applicable taxes on said tools, machinery, equipment or property, and upon all said unincorporated supplies and materials, whether purchased or leased.
 - 4. Prime Contracts shall understand that time is of the essence, and will adequately staff the Project by employing the appropriate trade's people to perform the Work; these people shall be experienced in their respective trades. A shortage of labor in the industry shall not be accepted as an excuse for not properly staffing the Project; all efforts shall be made to meet or exceed the schedule, including additional staff and/or labor hours necessary. All cost associated with this item shall be included within the Bid.
 - 5. Local custom and trade union jurisdictional settlements will not control the scope of the Work of each Prime Contract.
 - a. When a potential jurisdictional dispute or similar interruption of Work is first identified, or threatened, the affected Prime Contracts shall promptly negotiate a reasonable settlement to avoid or minimize the pending interruption and delays.
 - b. Contractor's trade-related issues shall not be grounds for modification or extension of scheduled completion date(s).
 - 6. The Work of all Prime Contracts requires close coordination with other Prime Contracts and construction personnel. Maintain flexibility and cooperation through

the Project. "Out of Sequence" and "Delay" claims will only be considered when requirements of Division 01 "Administrative Requirements" have been adhered to. Delay claims must be in writing and forwarded to the Architect, per the requirements of the General Conditions of the Contract. Claims not submitted per these requirements will be rejected and/or denied.

7. The intention of the Work is to follow a logical sequence, however, a Prime Contractor may be required by the Architect or Construction Manager, to temporarily install, omit or leave out a section(s) of Work, out of sequence. All such out of sequence work, and come back time, at these areas shall be performed at no additional cost to the Owner.
- F. Substitutions: Per Division 01 Section "Substitution Procedures", each Prime Contractor shall cooperate with the other Prime Contractors involved, to coordinate approved substitutions with remainder of the Work. Contractors shall submit all "Substitutions" at least ten (10) days prior to the date for receipt of Bids as specified in the Instructions to Bidders 002113 Section 3.3 Equivalents or bid will be considered per "basis of design".
- G. Construction Schedules: Refer to Divisions 01 Section "Construction Progress Documentation", "Milestone Phasing Schedule" and "Project Management and Coordination" for requirements related to meetings and schedules.
- H. Construction Sequencing and Phasing: Prime Contractor shall understand that Sequencing and/or Phasing Plans are contingent upon the work areas being complete/occupied, prior to the next area of Work beginning. Should an area of construction not be complete per the Project Preliminary Schedule, the Project Master Construction Schedule/Sequencing Plans will be adjusted accordingly. The Owner will not be responsible for delay claims due to adjustments being no fault of their own.
 1. Prime Contracts may be required to re-sequence the phasing of the project as a result of changes to the schedule. Prime Contracts shall provide these adjustments at no additional cost to the Owner.
- I. Existing Conditions: Each Prime Contract shall verify existing conditions in the field prior to work commencing in that area and immediately report conditions to the Architect that are not represented correctly by the Construction Documents.
 1. Each Prime Contract is responsible for familiarizing himself with Project Site Logistics and provide a "site logistics plan locating storage area, scaffolds, rubbish areas, stock piles and egress related to all work, included phased construction within 30 days of award.
 2. Each Prime Contract has been given ample opportunity to review Existing Conditions related to the Project. Existing Conditions not noted in the Construction

Documents that could be easily recognized during pre-bid review that interfere with the respective Prime Contract's work, shall be the responsibility of the respective Prime Contract. This includes all costs associated with removal, patching, relocation or re-fabrication of installations.

- J. Hazardous Materials: Each Prime Contract shall familiarize themselves with the Hazardous Materials Sections/Drawings of the Construction Documents and follow DOL/OSHA/EPA/SED regulations while performing their respective Work in these areas. Discovery of non-identified or concealed hazardous materials shall be reported to the Construction Manager immediately and followed up with written documentation of the event.
- K. Protection of Installations: Each Prime Contract is responsible for protecting their installations at all times. All costs incurred to repair, replace or clean insufficiently protected materials/installations shall be the responsibility of the installing Prime Contract.
 - 1. Architect shall be notified, in writing, immediately upon material/installation being damaged; notification shall indicate responsible party.
 - 2. Owner will not be liable for damaged materials and/or installations by "others", when "others" cannot be identified.
 - 3. Repair damaged work, clean exposed surfaces or replace construction installations that cannot be repaired.
 - 4. Each Prime Contract shall be responsible for removing all labels not required to remain from their installations.
 - 5. Installations shall be wiped clean and proper protection then installed.
 - 6. Each Prime Contract is responsible to protect another primes work in the event that prime has to work over or on top of that other primes work being complete. The prime working over the completed work takes full responsibility of that other primes completed work both in condition and operation.
- L. Daily Cleaning: All Prime Contracts are responsible for any and all debris caused by their Work, including the Work of their subcontractors. A daily clean up and disposal is required by each Prime Contract for the periods which that Prime Contract, or its subcontractors, are performing Work on site.
 - 1. Assign at least one person for a daily clean and sweep of the work area(s). Prime Contractor shall allot sufficient manpower and time for this to be completed by the end of each shift. Submit name of this person(s) to Construction Manager.
 - a. Construction Manager shall have the authority to give direction to person(s) on the Project Site identified by the Prime Contract as designated for cleanup tasks. This shall include the safety review/securing of the site-work zone after each shift.

- b. This person has check that no construction debris was dumped in any district dumpers during this end of shift site review, if found the contractor must remove immediately the next morning to avoid back charges costs of \$1500 per day not removed.
 2. Any Prime Contract not providing personnel for Daily Cleaning will be Back Charged for labor provided by the Owner to complete this task.
 3. Contractor working solely in an area shall be responsible for clean/sweep of that area.
 4. Daily cleaning will not mean any one Prime Contract is responsible for assisting another Prime Contract with removing major quantities of debris created by a particular Prime Contract's Work.
 5. Daily cleaning will be mandated to remove from the building any debris created by day-to-day activities. All Prime shall assist in sweeping shared work areas and shared corridors while working on site. Each Prime shall assist in mopping of shared corridors while working on site or as required by the Owner.
 6. All prime contractors and subcontractors are required to provide sweeping compound for daily cleaning in their respective exterior and interior work areas. Each Prime Contract shall provide a sufficient number of brooms or other necessary tools, for use by their personnel to adequately fulfill their obligations.
 7. All prime contractors shall provide and maintain garbage cans/refuse containers with liners for each construction area of their respective contracts as directed by the Construction Manager and shall be responsible for disposing of these materials to a dumpster.
 8. All prime contractors provide the necessary equipment/containers (lull/skip-box) to move daily clean/sweep debris from the building to a dumpster on a daily basis, for each construction area of their respective contracts. Skip-box shall be emptied to a dumpster by 9:00 a.m. the following day.
 9. Cleaning shall be deemed a Safety & Health issue, with Prime Contracts being held accountable for fulfilling their contractual obligations.
- M. Final Cleaning: At Substantial Completion of each area of construction, each Prime Contract shall wipe/vacuum clean all of their respective installations; All interior contracts performing work inside the buildings shall mop clean all building surrounding areas and finish flooring and remove all marks/blemishes to the finish, for each construction area of their respective contracts. Each area of construction shall be wiped clean of all construction dust and debris prior to turnover to the Owner.
- N. Cutting and Patching: All Primes are responsible for cutting and patching required to complete their Work. All repair of existing finish Work (including finish floors) shall be performed by contract requiring work, meeting or exceeding minimum contract requirements for that particular section, specification, or type of work. All concealed openings (piping, ductwork, conduit, etc.) must be repaired to comply with specified wall

or deck conditions as well as required fire and sound ratings. All corridor penetrations require fire safing. If contractor elects to install their new work in an existing unrated wall or floor opening, whereas the wall/floor is a fire rated condition, that contractor is responsible to fire rate that opening to match the wall/floor fire rating with new and all other existing wire, piping, ducts etc. Other areas are noted in drawings and specifications.

- 1.8 Project Schedule. The nature of this project is to complete all the work listed as Phase 4 in the schedule by **the Project Closeout Dates specific to each Prime Contract as listed below**. Each Prime Contractor shall include in their bid proper allowances for foul weather.

- A. Bids Received: 4/3/2024
- B. Notice to Proceed: 4/16/2024
- C. Submittals: The following items are to be submitted within 60 business days after Notice to Proceed:
 - 1. Submittal List and Submission Schedule - **15 days after NTP**
 - 2. Field Investigations
 - 3. Shop Drawings
 - 4. Long Lead Items – **30 days after NTP**
 - 5. Schedule of Values and Key Submittal List – **15 days after NTP**
- D. Mobilization: 6/26/2024
 - 1. **Mechanical Contract 01**
 - a. Substantial Completion: See Milestone Schedule
 - b. Project Closeout: See Milestone Schedule

1.9 TEMPORARY FACILITIES AND CONTROLS OF PRIME CONTRACTS

- A. Conditions of Use: Keep temporary services or conditions clean and neat in appearance. Operate in a safe and efficient manner. Relocate temporary facilities as required as work progresses; do not overload facilities or permit them to interfere with progress. Take necessary fire prevention measures; do not allow hazardous, dangerous, or unsanitary conditions to develop or persist on the Project site.

1. Installation, operation, maintenance, and removal of each temporary service or condition are considered part of the respective Prime Contract's own construction activity, as are costs and use charges associated with each facility.
 2. Locate service or condition where they will serve the Project adequately and with minimum interference of the Work, coordinate with the Construction Manager and the other Prime Contracts prior to installation.
- B. Temporary Use of Permanent Facilities: Prime Contract, as installer of each permanent service or condition, shall assume responsibility for its operation, maintenance and protection during use as a construction facility prior to the Owner's acceptance, regardless of previously assigned temporary facilities and controls responsibility.
- C. Owner's Facilities: Contractors are not allowed to use the Owner's facilities (toilets, telephones, food service, etc.) for their own benefit or convenience. Prime Contract Superintendents shall enforce this policy with their respective work forces.
1. Construction personnel parking will be restricted to area as directed and agreed to by the Owner, and to facilitate the completion of the work. Owner reserves the right to remove from their property, unauthorized vehicles occupying unauthorized areas, at respective vehicle owner's expense.
- D. Storage on the Project Site: Each Prime Contract shall provide sufficient secure weather-tight storage facilities for their materials and equipment. These storage containers are required to be located on the "site logistics plan." The Owner's facilities and the Project's building areas shall not be used for storage unless agreed upon, in writing, with the Owner via the Construction Manager.
1. Until permanently incorporated into the Work, all materials on the Project site are considered to be the Prime Contract's responsibility for security and protection.
 2. Prime contractor is required to check on their onsite stored material periodically to ensure that all material continues to be located in the stored location and that it remains protected from all damage, theft, and endangerment to others and ready to be used on notice for coordination with other contractors. Failure to arrange for materials to be on site to complete coordinated work with other Prime Contractors will result in back charges for delays resulting therefrom.
 3. Temporary long-term storage facilities are not available to Prime Contracts by the Owner.
 4. Prime Contractors and their subcontractors, shall coordinate deliveries with the Construction Manager to ensure that disruptions and Owner inconvenience are avoided.
- E. Tools and Equipment: Each Prime Contractor shall provide all tools and equipment necessary for its own activities; this includes secure lock-up and storage for all items on the Project Site.

1. Provide all construction aids and miscellaneous services and facilities necessary exclusively for its own construction activities; this shall include any additional supplementary power, ventilation, lighting requirements and weather protection.
- F. Project Site Communication: Each Prime Contractor shall provide their Project a full time on site at all times Superintendent with a mobile phone for the duration of the Project, as indicated in their Scope of Work. Construction Manager shall be furnished with contact numbers associated with each phone.
- G. Safety: Prime Contracts, not the Architect or Construction Manager, are responsible for Project Site Safety, as related to their operations (refer to Section 013150 "Special Procedures" for further requirements).
 1. Each Prime Contract shall correct safety hazards and violations immediately. If safety issues are not immediately rectified, the Owner shall secure outside sources to correct the deficiency and back charge the responsible Prime Contract.
 2. Maintain unobstructed access/egress to fire extinguishers, fire hydrants, stairways, corridors, ladders and other safety routes/devices.
- H. Fire Extinguishers: All Prime Contracts provide and maintain "general use" fire extinguishers for each construction area of their respective contracts; comply with applicable codes for quantities required. Use of the Owner's fire extinguishers to meet this requirement is not permitted. Comply with NFPA for recommended classes for exposure; extinguishers shall be inspected and appropriately tagged prior to being brought on site. Provide stands, painted bright orange, sturdy enough to carry the extinguisher, and built as not to create a tipping hazard.
 1. Each Prime Contract shall supplement this requirement by providing additional fire extinguishers specifically related to their work activity (e.g., welding, soldering, abrasive cutting, etc.).
 2. Each Prime Contract shall provide and maintain proper fire extinguishers at/in their respective on site office and storage facilities.
 3. Store combustible materials in approved containers in fire-safe locations.
- I. Welding: Any Prime Contract performing welding, cutting or other activities with open flames or producing sparks shall at a minimum:
 1. Coordinate interruption/shutdown of detection system(s) to avoid creating false alarms.
 2. All burning and or welding (all hot work) is to be done from 3:30pm to 10:00pm when the public is not in the building.
 3. Protect the area and surrounding areas from fire and damage.
 4. Maintain fire extinguishers, compatible with activity, at the location of the activity.
 5. Provide a continuous Fire Watch during the activity and one-half hour beyond the completion of the activity.

6. Provide all necessary fans and ventilation required for the activity.
 7. Any welding, burning and or use of flame the contractor is required to provide all required "hot work permit" to use such equipment prior to start of work. Its mandatory that no "hot work" shall start without these permits issued to the CM and Owner. Failure to this requirement will result to the removal of the project super of that company from all district projects.
- J. Temporary Power: Each Prime Contractor shall provide for their own temporary power needs for any scheduled electrical utility shut downs. Each Prime Contractor shall provide for their own temporary generators, power cords and temporary lighting as needed during these periods to continue to perform their work and maintain adherence to the Preliminary Schedule and approved Project Master Schedules. All temporary power equipment shall comply with all applicable codes and regulations.
1. All other schools in this phase, have local electrical work, therefore each prime contractor and their sub-contractors are required to provide their own generator power for equipment and lighting to perform their work during these times with no additional cost to the owner.
- K. Waste Disposal Facilities:
1. General debris/refuse/construction waste containers (dumpsters) shall be provided by each prime contractor and secured as specified herein this contract.
 2. It shall be the responsibility/requirement of each Prime Contract to bring their waste to the dumpsters, including but not limited to all equipment, demolition debris, discarded materials with further identification including the following; construction and demolition debris refers to discarded materials generally considered non-hazardous in nature, including but not limited to steel, glass, brick, concrete, asphalt material, pipe, gypsum wallboard, and lumber, from the construction or destruction of a structure as part of a construction or demolition project or from the renovation of a structure, including such debris from construction of structures at a site remote from the construction or demolition project site.
 3. It shall be the responsibility and requirement of each Prime Contract to recycle metals generated by its Work, and the Work of its subcontracts.
 4. Joint-effort recycling by all Prime Contracts is encouraged.
- L. Temporary Sanitary Facilities: Provide temporary self-contained toilets units for duration of the project.
1. Temporary Sanitary Facilities:
 - a. Each prime contractor is required to provide their own Temporary Sanitary Facilities and secured behind fencing and/or locked after work hours and weekends.

2. Comply with regulations and health codes for type, number, location, operation, and maintenance of fixtures and facilities.
3. Provide separate facilities (minimum of one ea.) for male and female personnel in proportion required by OSHA.
4. Shield toilets to ensure privacy.
5. Coordinate mobilization and demobilization of units with Construction Manager.
6. Toilets shall be cleaned at least once per week, with additional facilities or cleanings provided if requested by Construction Manager.
7. Provide and maintain adequate supply of toilet tissue and hand sanitizer for each facility.

1.10 WORK HOURS & SEQUENCE

- A. During the school days, Work is to be performed in this contract during the hours of 3:30pm to 10:00pm on weekdays, and Saturdays and Sundays from 7:00am to 3:30pm. During School breaks, work is to be performed from 7:00am to 10:00pm. There is no additional cost to the owner for working the hours of 3:30pm through 10:00pm, or weekend work during the school year. **Any work done during these times MUST BE COMPLETED, CLEANED, AND TESTED AS NECESSARY FOR STUDENT OCCUPANCY BEFORE THE START OF THE NEXT SCHOOL DAY.** Contractors are required to schedule work during school breaks, school days off, and school holidays.
- B. Summer work starts June 28th through August 23rd for 2024. The Summer working hours are from 7:00am to 9:30pm. There is no additional cost to the owner for working the hours of 3:30pm through 9:30pm or on weekends and holidays during the Summer.
- C. Contractors are required to start working on site within 30 days of execution of contract, to the extent permitted by contract. Contractors are required to coordinate and perform work simultaneously with other Contractors. Contractors are required to complete their contract work by the designated Substantial Completion and Final Completion end dates as indicated on the Invitation to Bid.
- D. Mandatory clean up periods - From August 24th, 2024 to August 31st, 2024 and August 30th, 2024 to September 6th, 2024, contractors shall clean up all interior and exterior areas.
- E. As approved by the CM. Working hours during the school day will be 7:00am-3:30pm.
- F. Contractors are required per contract to fully staff the project during the work shifts stated above with the required manpower to complete their work within the allowed scheduled time frame. Contractors are required to provide a 72-hour advanced request to the Owner via the Construction Manager for any Saturday and Sunday work. If a project schedule delay has been caused by the fault of the contractor, the contractor is

required to provide 3rd shift work from 9pm to 6am to make up the project schedule. All costs for CM, Architect and district personal related to this 3rd shift request will be charged to the contractor at a combined rate for all at \$3,000 per 8hr shift.

- G. The shifts noted above are not considered overtime or premium time hours.
- H. Contract summaries will provide start and end date for each contractor.
- I. Additional requirements:
 - 1. Multiple Crews: Each Prime Contract shall provide multiple crews, supervision, cranes, scaffold and other means necessary to perform the Work, and maintain the Project Master Schedules.
 - 2. Interruption of any utility and/or power must be coordinated with the Owner, via the Construction Manager.
 - 3. Any and all -3rd shift, overtime, weekend and/or holiday work required to meet the Project Master Schedules shall be incorporated in the respective Prime Contract's bid.
 - 4. Should a Contractor's progress fall behind, as to schedule, Prime Contractor shall employ additional – 3rd shift and/or overtime and/or weekend workforce until situation is rectified, to the satisfaction of the Architect and Construction Manager, at no additional cost to the Owner, however subject to charges as stated in section 1.8 C for lack of maintaining schedule
 - 5. Should a Prime Contract feel another Prime Contract is delaying them enough time to complete their installations, per the schedule, the Architect and Construction Manager shall be notified in writing immediately of the situation (refer to Conditions of the Contract for protocol). A Prime Contract creating such a delay, that causes a proven burden upon another Prime Contract to maintain schedule, shall bear all costs incurred by the delayed Prime Contract to maintain the schedule.
 - 6. The Architect and Construction Manager shall not be overburdened as to overtime cost, to monitor the work, due to no cause of his or her own. Owner will compensate the Architect and Construction Manager for all additional cost related to the issue of a Prime Contractor's failing to execute the Contract by fully staffing per the work hours and days noted herein. The Owner reserves the right to back charge the responsible Prime Contract for these fees if incurred.
 - 7. All Asbestos and/or Lead Abatement shall take place to meet the requirements of the Preliminary Schedule and Project Master Schedules and shall be coordinated with the other Prime Contractors prior to commencement.
- J. The Work shall be conducted to provide the least possible interference to the activities of the Owner's personnel and the surrounding property owners (neighbors).

1. Prime Contracts are hereby notified that: All Prime Contractors and their subcontractors shall limit excessive noise during 2nd shift known as work extending to 10PM weekdays upon approval by owner and city work hour restrictions. These operations shall not create a disturbance to neighboring properties.
- K. Construction access to the site shall be limited to personnel, equipment and deliveries by suppliers relative to the Work of Prime Contractors and their subcontractors. Prime Contracts shall keep the Construction Manager advised of persons accessing the site and shall seek assistance with coordinating parking and storage facility locations for all Prime Contracts.
 1. Where applicable, Contractors shall provide Building Site perimeter barricades as described herein the project and all temporary exit doors/lockable gates on the Project, securing these doors, fencing and/or gates at the end of each work shift.
 2. When a Prime Contract engages in overtime, weekend or 2nd shift work, during the summer months and or during the normal school year, the respective Prime Contract shall notify Construction Manager of such and be responsible for securing the Project Site at the end of that work shift and perform site walk around the outside of construction area/work zone ensuring all debris is pickup up and there are no construction related hazards of any kind present once the responsible person leaves the site for the evening or weekend. This includes that all materials and equipment are fenced in and keys are removed. All interior projects have the same requirement to ensure that outside the work zone is clean from dust-dirt and that no materials are left outside the work area at any time.

1.11 RELATED DOCUMENTS

- A. Drawings and general provisions of the Contract, including General and Supplementary Conditions and other Division 01 Specification Sections, apply to this Section.

1.12 DRAWINGS AND SPECIFICATIONS

- A. Construction Documents indicate the sum total of the Contract that make up the complete work for the Project. Through this Section "Summary of Work", the intent of the Contractor's scope of Work and responsibility is generally described. Related requirements and conditions that are indicated in the Contract Documents include but are not limited to the following:
 1. General Conditions and Requirements.
 2. Referenced and applicable Codes, Regulations and Standards.
 3. Scheduling and phasing requirements.
 4. Existing conditions and restrictions on use of the site and facilities.

- B. Drawings and Specifications are cooperative and supplementary. Portions of the Work, which can best be illustrated by Drawings, are not included in the Specifications and portions best described by Specifications are not depicted on Drawings.
 - 1. All items necessary to complete the work shall be furnished whether written or illustrated.
 - 2. All primes shall exercise good judgment and perform all work according to related industry standards.

PART 2 - SCOPE OF WORK

2.1 PRIME CONTRACTS

- A. Scope of Work: Work includes but is not limited to, the following:
 - 1. Provide all work identified in the Contract Documents.
 - 2. All Specification Sections provided.
 - 3. All abatement drawings provided for reference.

PART 3 - EXECUTION

3.1 WORK SEQUENCE

- A. The Work shall be conducted to provide the least possible interference to the activities of the Owner's personnel, per the Project Preliminary Schedule.
- B. Work required during overtime, extended shifts or holidays due to failure of contractor to maintain schedule, will be monitored by Architect/Construction Site representative, and may be monitored by Owners' personnel. Additional costs for Architect/Construction Site Representative and/or Owner personnel will be borne by the Contractor.
- C. Coordination of any utility and power interruption must be done with approval of the Architect/Construction Site Representative. Shutdowns must occur during non-occupied timeframes only.

- D. Construction access to the site shall be limited to those designated for personnel, equipment and deliveries by the Owner. All contractor staging, parking and storage shall be coordinated with the Construction Site Representative and subject to change.
- E. Payments: Each bid that covers more than one school (i.e. one SED project) shall provide completed AIA G732 & G703 by building (for each SED project).
- F. No work shall be installed without approved shop drawings. Any work in place without approved shop drawings will be rejected and removed by that contractor at their expense and backed charge all other costs related to.
- G. Any work deemed by CM, Architect and District not properly installed by a contractor per the contract drawings and specifications shall be removed immediately and corrected, with all associated costs to be borne solely by that contractor.
- H. All prime contractors shall coordinate their contract work with other primes to meet the project schedule and for a complete operational system or area or work.
- I. All contractors are to provide within 3 weeks of award a "base line" construction schedule for their work from commencement to completion including all phasing. This schedule is to be updated monthly to show percentage progress of each item listed. This schedule shall be revised to provide a recovery schedule in the event of a delay for any reason. The recovery schedule shall include the "base line" item and the recovery to show how the delay is affecting the overall project schedule. This schedule is to be provided in MS Project or Primavera. Excel schedules are not accepted.
- J. Prime contractor "base line" schedules are to be reviewed by each prime contractor and coordinated where work is related and that each prime's work shall be included in each "base line" contractor's schedule as necessary for coordination.
- K. All contractors are to provide 2-week look ahead schedules showing work related to the base line and shall be coordinated with other prime 2-week look ahead schedules. These schedules will be Excel format. Format will be provided by the CM.
- L. Contractors to provide a full-time supervisor on site 100% of the time. This is not a working foreman. Supervisors are not working with tools they are supervising their workers and coordinating with other contractors and district/ CM. Failure to provide will be default of your contract and subject costs related to and termination.
- M. All prime contractors are to provide a project manpower structure showing names and telephone numbers of each responsible person on the project. This shall be updated as needed if personal changes are made.
- N. All site equipment and dumpsters are to be behind temporary chain link fence when stored on site and or within the construction work zone where temporary chain link fence has been providing and installed by the prime. Each prime contractor is

- responsible to provide and install temporary chain link fence around their own stored equipment and dumpsters on site.
- O. No equipment, panels or any services shall be turned off for any reason without written request and approval by the district. Project form shall be used for all shutdowns and required a 3-day notice. Other shutdowns may require more time.
- P. **CONTRACT MC-01 – MECHANICAL WORK & PLUMBING WORK (MC)** — MECHANICAL PRIME CONTRACT AT, NANUET SENIOR HIGH SCHOOL, MILLER ELEMENTARY SCHOOL, & BARR MIDDLE SCHOOL, FOR (BUT NOT LIMITED TOO), MECHANICAL PIPING, DUCTING, CONTROLS, HYDRONIC PIPING, ANY WORK RELATED TO ROOFING SHALL BE COORDINATED WITH ROOFING CONTRACT INSTALLATION. ALL INTERIOR WORK SHALL BE COORDINATED WITH GENERAL CONTRACTS. SEE MILESTONE & PHASING SCHEDULED FOR MORE DETAILS.
- Q. **All roof top and under roof steel support/dunnage is by MC-01. BE-01 will flash all steel penetrations. Review S drawings for scope.**
- R. **All abatement of piping & flooring in relation to mechanical scope is by MC-01. MC-01 shall be responsible for abatement of VAT under all unit ventilators. See ASB drawings for scope.**
- S. **MC-01 is responsible for all casework removals, modifications, & installs of casework associated with all unit ventilator replacements. See "A" drawings for scope.**
- T. **MC-01 is responsible for all ceiling removal and replacement associated with HVAC work. See "A" drawings for scope. ALL CEILINGS SCHEDULED TO BE NEW, ARE REMOVED AND INSTALLED BY GC.**
- U. **MC is to provide temporary panels as required for abatement work. All connections of temporary panels is by MC's electrician. The district is not responsible for providing temporary power or connecting temporary power/panels.**
- V. MC-01 shall provide any chases required for HVAC risers through stories of the buildings. All slab penetrations are to be fire-stopped. All chase's to have eased edges.
- W. All HVAC louvers/vents are supplied by MC-01. Coordinate opening with other primes.
- X. HVAC control wiring is provided and installed by MC-01. Power wiring by EC-01. Low voltage controls are by MC-01.
- Y. Housekeeping pads for new HVAC equipment are by MC-01.
- Z. MC-01 is responsible for making their own through wall or through floor piping penetrations and is responsible for associated patching and firestopping as required.
- AA. Access doors for piping, dampers, or any HVAC access is provided by MC-01 and installed by GC-01. MC is to coordinate at time of bid all locations required for access panels and shall include these costs in their prespective bid.
- BB. To allow sufficient time for install, MC-01 is to provide BE-01 with any roof top curbs or rails for mechanical equipment and a coordinated sketch showing exact locations with distance

from column line. If information and material is not provided in a timely manor, MC will then be responsible for all flashings of rooftop equipment or additional costs incurred for roofer to remobilize.

- CC. All duct detectors are furnished by EC and installed by MC.
 - DD. All fire and or fire/smoke dampers are installed by MC.
 - EE. ALL CONTROL WIRING IS BY MC
 - FF. MC shall provide coordinated shop drawings for approval for all piping, ducting, and other HVAC equipment.
 - GG. The second-floor HS wing HVAC scope shall be expedited for summer 2024. MC will coordinate the schedule with GC. Please request from CM all GC scope for this space as it has been awarded in a previous phase to commence summer 2024. See Div 00 schedule for details on the expedited scope.
 - HH. MC shall work with the district's commissioning agent to commission all new equipment. Cx shall employ the use of online software for the purpose of managing and tracking Cx progress. MC shall be required to fill out online pre functional checklists, test reports, and startup reports, and submit to Cx for approval.
- A. Project Site Superintendent: MC shall provide one (1) full time Project Site Superintendent while any work related to this Contract is being performed on site. Superintendent may be a working Foreman as long as the daily requirements of this Contract are maintained, as they relate to the Construction Documents and the Project Schedule. Construction Manager reserves the right, in their opinion, to revoke this privilege if these requirements are not maintained. Superintendent shall work closely with the Construction Manager, and the other Prime Contract Superintendents and Foremen, in a manner that best promotes the Project Master Schedules and the objectives of the Project.
- 1. Superintendent shall be on site while Prime Contractor's own forces, and/or their sub-contractors forces, are on site; also while other Prime Contracts are installing work, or require coordination of work, related to this Contract, and/or as requested by the Construction Manager.
 - 2. Superintendent shall be the same individual throughout the Project.
 - 3. Project Site Superintendent shall be an individual with minimum of five (5) years' experience in this field of work.
 - 4. Refer to Section 013100 "Project Management and Coordination" for further requirements.

- B. Project Foreman: MC shall provide at least one (1) full time Project Foreman during each shift of work at each school; Foreman shall be able to make binding decisions, as they relate to the daily activities of their crew, as related to achieving the goals of the Project.
- C. Site Communications: MC shall provide Project Superintendent with a mobile phone, all costs and service charges paid for by MC; provide Construction Manager with contact number(s).
- D. Project Site Field Office: Provide site office facilities for this Contract's Project Superintendent. Site Office shall be equipped with telephone w/answering machine, fax, and e-mail. Contact information shall be provided to the Construction Manager.
 - 1. The Owner reserves the right to seek reimbursement for temporary facilities not provided by this Prime Contract.
- E. Scope of Work: Work of the MC includes but is not limited to, the following:
 - 1. Coordination with other Prime Contracts, Owner and Construction Manager as required to adhere to and maintain approved Project Master Schedules. Prior to first payment, this includes submitting the Contractor's Construction Schedule to the Construction Manager for preparation of the Project Master Schedule.
 - 2. All Mechanical demolition and new construction as indicated in the Contract Documents.
 - 3. Mechanical scope is identified in the Contract Documents which include but is not limited to ALL drawings, specifications, this multiple contract summary, etc. This contract includes furnishing and installing access doors for walls and ceiling as required, which may include fire rated conditions., Prior to the submission of shop drawings for mechanical curbs, survey all existing curbs for accurate measurements. Determination of new curb height shall be made in coordination with Contract Documentation..
 - 4. Prior to removal, survey condition of all existing roof top mechanical equipment scheduled to be removed and reinstalled and submit a report of the condition of each piece of existing equipment. Report shall include photographs and a location plan, and be submitted to the Architect and Construction Manager.
 - 5. Removal, safe storage off roof (or outside of work area, as coordinated with BE Contractor), and reinstallation of all existing mechanical roof top equipment as indicated in the Contract Documents. Demolish existing curbs (following asbestos abatement by others) and provide and install new equipment curbs.
 - 6. Reinstallation mechanical scope includes all miscellaneous piping, ductwork extension, low voltage wiring, equipment, hardware and insulation required for a complete and functional reinstallation of existing rooftop equipment. Coordinate any new roof penetrations, if required, with BE Contractor.

7. Reinstallation mechanical scope includes start-up, testing & balancing and recommissioning services for reinstalled mechanical equipment. Submit testing & balancing and commissioning reports to Architect and Construction Manager.
8. Prime Contract shall understand that renovation work may require work to proceed while existing systems are required to be maintained; all cost associated with this sequence shall be anticipated, and incorporated into the Bid.
 - a. MC shall be cognizant of phasing and sequencing conditions, that may require MC to make temporary connections or installations of heating system components, in order to maintain operation of existing/new system configuration(s). It shall be the Prime Contract's responsibility to employ its own means and methods of accomplishing any such temporary conditions, at no additional cost to the owner.
 - b. All new heating system components must be protected, from potential contamination, by any existing components that are still employed during system operation, should a partial existing/new configuration exist during the required heating period, September 15th – May 31st.
9. Prime Contractor shall read and familiarized themselves with the Lead Sections of the Construction Documents. Lead-based paint has been identified to exist on specific areas/surfaces of the work located within the building(s), and when encountered the Prime Contractor shall follow all applicable regulations while working with this material.
10. Prime Contractor shall read and familiarized themselves with the Asbestos Sections of the Construction Documents. Asbestos Containing Material is scheduled to be abated throughout specific areas of the building(s). Should ACM be encountered (after Abatement is completed), that may interfere with an installation; Prime Contractor shall cease work, and notify Construction Manager immediately.
 - a. Penetrations not coordinated with the Prime Contractor responsible for asbestos abatement, prior to abatement of these spaces, shall become the responsibility of the respective Prime Contract requiring the penetration.
 - b. Contractor is required to review their work in the field prior to starting and advise if ACM is suspect on the work they intend to alter in anyway. There is no delay claim for lack of inspection of work.
11. Environmental Protection: Provide protection, and conduct construction in ways and by methods that comply with environmental regulations and that minimize possible air, waterway, and subsoil contamination or pollution or other undesirable effects.
 - a. Restrict use of noisemaking tools and equipment to hours that will minimize complaints from persons or firms on or near the Project site.
12. The HVAC drawings are schematic in nature, and the MC will make adequate provisions to accommodate the actual field conditions without additional cost to the Owner.
13. Document on the Record Drawings all ductwork openings and penetrations larger than 2 inches in diameter.

14. Provide all demolition of Mechanical Systems indicated in the Construction Documents, and/or required for Work of this Prime Contract.
 - a. Coordinate all demolition with Hazardous Materials documents.
 - b. Coordinate with all other Prime Contracts regarding all removals required for the Project.
 - c. Demolition of a system shall mean any and all components, removed in their entirety, to the point of origin or source.
15. Provide valves, whether permanent or temporary, to permit shutoff and/or capping of systems to achieve the Work of this Prime Contract.
16. Each Prime Contract shall be responsible for all respective SOG/SOD removals, and related infill thereof (doweled with #4 bar 16"o.c. unless otherwise detailed), that are not indicated on the Architectural Demolition plans.
 - a. All concrete/masonry demolition shall be completed using wet saw methods.
17. MC Contractor shall provide all Work associated with creating structural openings or penetrations requiring lintels, for their own work (i.e. ductwork and pipe or conduit penetrations). This applies to all openings/penetrations greater than 5-inches through masonry or concrete walls.
 - a. MC shall provide lintels and shop drawings for such openings for review by Design Team. MC shall indicate all required openings/penetrations requiring lintels on their Shop Drawings. Mechanical contractor is required to provide openings/penetrations on the coordination drawings that will require structural openings in accordance with the contract documents at no additional cost. Non-structural openings/penetrations, including those for convenience, shall be self-provided by the respective Prime Contractor.
 - b. This assignment applies to new and existing construction areas.
 - c. Refer to Structural documents for lintel type/size requirements and Architectural drawings for wall types. Walls not specifically identified in the documents are to be assumed as masonry construction.
 - d. All openings/penetrations are to be identified on Record Drawings by the Prime Contract requiring the opening.
 - e. All scheduled exterior wall louver openings indicated on Architectural and/or Structural documents are to be created by this MC Contractor. MC shall supply and install louver.
 - f. Exact physical locations shall be laid-out by MC for coordinated sequencing with other respective Prime Contractors.
18. Provide cut and patch work related to that of this Prime Contract,, related to that of their Prime Contract, and at those areas specifically identified on the Construction Documents, regardless of trade creating the area to be patched.
 - a. Each Prime Contract is responsible for all other respective Cutting & Patching required of their installations. Refer to Section 017329 "Cutting and Patching" for further information.

- b. Provide cut and patch for all affected materials at building interiors as required to provide access for relocation of existing or installation of new roof drains and rood drain leaders, to point of connection to existing piping or to building exterior, as indicated in Contract Documents.
 - 19. Provide new HVAC system(s), or modifications of existing system(s) as indicated in the Construction Documents, complete and fully operational.
 - a. Furnish all disconnects and motor starters (including related "heaters, fuses, and phase protection relays") for all equipment provided under this contract, for coordinated installation by EC.
 - b. Provide Instrumentation and Controls (Energy Management System) complete as indicated on the drawings or specifications:
 - 1) Electrical Contractor shall provide line voltage power wiring to the control panels as indicated in the Contract Documents.
 - 2) EMS installer shall provide all low voltage wiring of controls, transformers, actuated dampers, motors, etc., as required for a complete operational system.
 - c. Provide thermal insulation of all HVAC components provided by this Prime Contract.
 - 20. Final connections of utilities are by MC, EC or PC, unless noted or assigned otherwise.
 - 21. Provide sleeves required for piping penetrating walls, slabs and/or decks.
 - 22. Provide through-penetration fire stop systems at all penetrations made by MC. MC Contractor shall maintain listed ratings of indicated assemblies. Provide repair of existing through-penetration fire stopping damaged by work of this Prime Contract.
 - a. Sleeves with fire stopping are to be installed in sequence with fire-rated construction. This Prime Contract shall be responsible for installing fire stopping material at intersection of sleeve and constructed materials.
 - 23. Provide coordination with, and notification to, the Construction Manager for all specified testing, training, commissioning, etc., of the Work of this Prime Contract. Refer to Division 00 Section "Project Forms" for applicable documentation documents.
 - 24. Substantial Completion: Clean all mechanical and plumbing installations and provided equipment at the time of Substantial Completion or as directed by Construction Manager.
 - 25. Coordinate all the preceding requirements, accordingly, with all applicable Alternates indicated in Section 012300 "Alternates".
- F. Applicable Specification Sections: All specification Sections itemized below are to be provided complete by this Prime Contract, unless noted otherwise. In addition to these specifications, the contractor is required to review all specifications included in the overall contract that may contain related scope or detail for this specific contract.

- i) All Division 00 and 01 – Procurement and Contracting Requirements & General Requirements
 - ii) Division 03 – Concrete
 - iii) Division 04 – Masonry
 - iv) Division 05 – Structural Steel
 - v) Division 06 – Woods & Plastics
 - vi) Division 07 – Thermal & Moisture Protection
 - vii) Division 08 – Openings
 - viii) Division 09 – Finishes
 - ix) Division 23 – Heating, Ventilating, and Air Conditioning
- G. Applicable Drawings : All drawings itemized below are to be provided complete by this Prime Contract, unless noted otherwise. In addition to these drawings, the contractor is required to review all drawings included in the overall contract that may contain related scope or detail for this specific contract.
- a. All "G" drawings – All Schools
 - b. All "M" Drawings – All schools
2. Nanuet High School
- a. HS-S001, S101, HS-S102, HS-S103, HS-S104, HS-S501,
 - b. HS-AD100 (Ceiling), HS-AD101 (Ceiling), HS-AD102 (Ceiling), HS-AD110 (Ceiling), HS-AD111 (Ceiling), HS-AD111.1 (Ceiling), HS-AD112 (Ceiling), HS-AD411(Ceiling). **NOTE scope on these sheets shall be ceiling removals related to the new HVAC scope only.**
 - c. HS-A100 (Ceiling), HS-A111 (Ceiling), HS-A111.1 (Ceiling), HS-A112 (Ceiling), HS-A201, HS-A401, HS-A402, HS-A403, **NOTE: Existing ceilings temporarily removed are to be reinstalled by MC. Any new ceiling is by GC**
 - d. HS-ASB-1
 - e. HS-A121, HS-A521, HS-A522, HS-A523
3. Barr Middle School:
- a. BM-AD101, (Ceiling), BM-AD102 (ceiling), **NOTE scope on these sheets shall be ceiling removals & Reinstalls related to the new HVAC scope only. Any new ceiling is by GC**
 - b. BM-A121, BM-A521
- Miller Elementary School:
- c. ME-A121, ME-A521
 - d. ME-ASB-1

END OF SECTION 01 12 03

THIS PAGE LEFT INTENTIONALLY BLANK

SECTION 00 30 03 - MC BID FORM

CONTRACT 2 – MECHANICAL CONSTRUCTION PROPOSAL (MC-01):

CLOSING: (signature) _____

DATE: _____

BY: _____

TITLE: _____

FIRM: _____

ADDRESS: _____

TELEPHONE NUMBER: _____

FAX NUMBER: _____

CONTACT PERSON: _____

E-MAIL: _____

BID TO (Owner): Attention: Purchasing Agent
Nanuet Union Free School District
101 Church Street
Nanuet, New York 10954

SED Project Control No.	Nanuet High School	SED#50-01-08-03-0-003-036
	Barr Middle School	SED#50-01-08-03-0-004-021
	Miller Elementary School	SED#50-01-08-03-0-001-025

1. **Representations:** By making this Bid, the Bidder represents that:

The Bidder (identified above) hereby certifies that they have examined and fully understands the requirements and intent of the Bidding and Contract Documents, including Drawings, Project Manuals,

and Addenda; and proposes to provide all labor, material, and equipment necessary to complete the Work on, or before, the dates specified in the Agreement.

The undersigned hereby proposes to furnish all labor, materials, devices, appliances, supplies, equipment, services and other facilities necessary to complete all of the work of the above referenced Contract for the Nanuet Union Free School District, Nanuet, New York, as required by, and in accordance with, the provisions of the Instructions to Bidders, the Supplementary Instructions to Bidders, the Conditions of the Contract, the Drawings and Specifications, all as prepared by KSQ Design designated as Nanuet Union Free School District Phase 4 Projects, dated **February 6, 2024** and that, if this Proposal is accepted, the Undersigned agrees to enter into an Agreement with the owner to perform this work for the lump sum of:

Total Base Bid (All Schools): _____ (\$ _____)

Nanuet High School: _____ (\$ _____)

Barr Middle School: _____ (\$ _____)

Miller Elementary School: _____ (\$ _____)

(Words)

(Figures)

ALLOWANCES:

The undersigned Contractor has included the Allowance(s) as specified in Section 01 2100 in their Base Bid.

UNIT PRICE:

A. **Unit Price MC-#1:** \$ _____ Dollars \$ No Cents

B. **Unit Price MC-#2:** \$ _____ Dollars \$ No Cents

ALTERNATES:

Deduct Alternate MC-01 Alt #1: \$ _____ Dollar \$ No Cents

Add Alternate MC-01 Alt #2: \$ _____ Dollar \$ No Cents

Add Alternate MC-01 Alt #3: \$ _____ Dollar \$ No Cents

ADDENDA:

The undersigned acknowledges the receipt of the following addenda:

Addendum Number	Date	Addendum Number	Date
_____	_____	_____	_____
_____	_____	_____	_____

The Undersigned understands that the Owner reserves the right to accept or reject any or all proposals, but that if notice of the acceptance of the above Proposal is sent via United States Postal Service or any other overnight carrier, with signature required, to the Undersigned within sixty (60) days after the formal opening of Bids or anytime thereafter before this Proposal is withdrawn, the Undersigned will enter into, execute, and deliver a Contract within five (5) days after the date of said notification.

1. Time of Commencement and Completion:

The Undersigned agrees in the Base Bid to complete the work as per the Milestone Schedule provided in the Specifications.

2. Rejection of Bids:

The Bidder acknowledges that the Owner reserves the right to waive any informality in, or to reject any or all Bids.

3. Attachments:

Obtain and attach the following documents to each individual Bid.

- a. Corporate Resolutions
- b. Non-Collusive Bid Certification
- c. Iran Divestment Act Affidavit
- d. Bid Security
- e. Subcontractor List
- f. Substitution List

4. Work Cost Breakdown:

This form shall be filled out and submitted by the Contractor. The grand total must equal the BASE BID under Section I (A) "THE BID". UNIT PRICES are required for the items listed in the Unit Prices section of the work cost breakdown. Unit prices will be provided for use if the required quantities are more or less than the quantities indicated in the plans and specifications. Failure to complete the work cost breakdown may result in the disqualification of the bid. As itemized in the "Instructions to Bidders" for a complete Bid Form include the following which must be filled out completely, failure to comply with any listed below bid will be a rejected bid:

- a. Bid Form, all costs must be shown in each CSI section and totaled, failure to breakdown these costs will be subject to disqualification of bid.
- b. Unit costs

NANUET HIGH SCHOOL

Contract Number: Contract No. 02 – Mechanical Construction (MC-01)

Contract Titles: As noted in the Notice to Bidders 00 03 00

Date:

* Refer to specification Section 012900 Payment Procedures for additional information

Description	QTY	Unit	Total
General Requirements (Submittals, Punchlist, etc.)			
012100 Allowances - Unforeseen Conditions	1	NA	\$285,000.00
024100 Selective Demolition (Labor)			
024100 Selective Demolition (Material)			
028200 Asbestos Abatement			
051200 Structural Steel (Labor)			
051200 Structural Steel (Material)			
061000 Rough Carpentry (Labor)			
061000 Rough Carpentry (Material)			
070150.16 Maintenance Cleaning of Membrane Roofing			
070150.72 Rehabilitation of Built-up Roofing			
070150.73 Rehabilitation of Modified Bituminous Roofing			
071326 Self-Adhering Sheet Waterproofing			
075600.13 Fluid Applied Membrane Roofing, Insulated for New Roofs			
076200 Sheet Metal Flashing and Trim			
077100 Roof Specialties			
078413 Penetration Firestopping (Labor)			
078413 Penetration Firestopping (Material)			
079200 Joint Sealant (Labor)			
079200 Joint Sealant (Material)			
083113 access doors and frames (Labor)			
083113 access doors and frames (Material)			
088000 Glazing (Labor)			
088000 Glazing (Material)			

095123 acoustical ceiling tile (Labor)			
095123 acoustical ceiling tile (Material)			
096513 resilient base and accessories (Labor)			
096513 resilient base and accessories (Material)			
096519 resilient flooring (Labor)			
096519 resilient flooring (Material)			
096813 tile carpeting (Material)			
096813 tile carpeting (Labor)			
230501 basic hvac materials and methods (Material)			
230501 basic hvac materials and methods (Labor)			
230516 expansion fittings and loops for hvac piping (Material)			
230516 expansion fittings and loops for hvac piping (Labor)			
230519 meters and gauges for hvac piping (Material)			
230519 meters and gauges for hvac piping (Labor)			
230548 vibration controls for hvac piping and equipment (Material)			
230548 vibration controls for hvac piping and equipment (Labor)			
230553 identification for hvac piping and equipment (Material)			
230553 identification for hvac piping and equipment (Labor)			
230593 testing, adjusting, and balancing for hvac (Material)			
230593 testing, adjusting, and balancing for hvac (Labor)			
230713 Duct Insulation (Labor)			
230713 Duct Insulation (Material)			
230716 hvac equipment insulation (Material)			
230716 hvac equipment insulation (Labor)			
230719 hvac piping insulation (Material)			
230719 hvac piping insulation (Labor)			
230800 commissioning of hvac (Material)			
230800 commissioning of hvac (Labor)			
230923 direct-digital control system for hvac (Material)			
230923 direct-digital control system for hvac (Labor)			
232113 hydronic piping (Material)			
232113 hydronic piping (Labor)			
232114 hydronic specialties (Material)			

232114 hydronic specialties (Labor)			
232123 Hydronic Pumps (Labor)			
232123 Hydronic Pumps (Material)			
232213 steam and condensate heating piping (Material)			
232213 steam and condensate heating piping (Labor)			
232300 refrigerant piping (Material)			
232300 refrigerant piping (Labor)			
232500 hvac water treatment (Material)			
232500 hvac water treatment (Labor)			
233100 hvac ducts and casings (Material)			
233100 hvac ducts and casings (Labor)			
233300 air duct accessories (Material)			
233300 air duct accessories (Labor)			
233319 duct silencers (Material)			
233319 duct silencers (Labor)			
233423 hvac power ventilator (Material)			
233423 hvac power ventilator (Labor)			
233600 air terminal units (Material)			
233600 air terminal units (Labor)			
233700 air outlets and inlets (Material)			
233700 air outlets and inlets (Labor)			
233813 Kitchen ventilation hoods (Material)			
233813 Kitchen ventilation hoods (Labor)			
237223 packaged air to air energy recovery units (Material)			
237223 packaged air to air energy recovery units (Labor)			
238126 Small Capacity Split System Air conditioner (Labor)			
238126 Small Capacity Split System Air conditioner (Material)			
238129 variable refrigerant flow hvac systems (Material)			
238129 variable refrigerant flow hvac systems (Labor)			
238200 convection heating and cooling units (Material)			
238200 convection heating and cooling units (Labor)			

BARR MIDDLE SCHOOL

Contract Number: Contract No. 02 – Mechanical Construction (MC-01)

Contract Titles: As noted in the Notice to Bidders 00 03 00

Date:

* Refer to specification Section 012900 Payment Procedures for additional information

Description	QTY	Unit	Total
General Requirements (Submittals, Punchlist, etc.)			
012100 Allowances - Unforeseen Conditions	1	NA	\$33,000.00
024100 Selective Demolition (Labor)			
024100 Selective Demolition (Material)			
070150.16 Maintenance Cleaning of Membrane Roofing			
070150.72 Rehabilitation of Built-up Roofing			
070150.73 Rehabilitation of Modified Bituminous Roofing			
071326 Self-Adhering Sheet Waterproofing			
075600.13 Fluid Applied Membrane Roofing, Insulated for New Roofs			
076200 Sheet Metal Flashing and Trim			
077100 Roof Specialties			
078413 Penetration Firestopping (Labor)			
078413 Penetration Firestopping (Material)			
079200 Joint Sealant (Labor)			
079200 Joint Sealant (Material)			
083113 access doors and frames (Labor)			
083113 access doors and frames (Material)			
096723 resinous flooring (Labor)			
096723 resinous flooring (Material)			
230501 basic hvac materials and methods (Material)			
230501 basic hvac materials and methods (Labor)			
230516 expansion fittings and loops for hvac piping (Material)			
230516 expansion fittings and loops for hvac piping (Labor)			
230519 meters and gauges for hvac piping (Material)			
230519 meters and gauges for hvac piping (Labor)			
230553 identification for hvac piping and equipment (Material)			

230553 identification for hvac piping and equipment (Labor)			
230593testing, adjusting, and balancing for hvac (Material)			
230593 testing, adjusting, and balancing for hvac (Labor)			
230713 Duct Insulation (Labor)			
230713 Duct Insulation (Material)			
230719 hvac piping insulation (Material)			
230719 hvac piping insulation (Labor)			
230800 commissioning of hvac (Material)			
230800 commissioning of hvac (Labor)			
230923 direct-digital control system for hvac (Material)			
230923 direct-digital control system for hvac (Labor)			
232113 hydronic piping (Material)			
232113 hydronic piping (Labor)			
233100 hvac ducts and casings (Material)			
233100 hvac ducts and casings (Labor)			
233300 air duct accessories (Material)			
233300 air duct accessories (Labor)			
233700 air outlets and inlets (Material)			
233700 air outlets and inlets (Labor)			
238200 convection heating and cooling units (Material)			
238200 convection heating and cooling units (Labor)			

MILLER ELEMENTARY SCHOOL

Contract Number: Contract No. 02 – Mechanical Construction (MC-01)

Contract Titles: As noted in the Notice to Bidders 00 03 00

Date:

* Refer to specification Section 012900 Payment Procedures for additional information

Description	QTY	Unit	Total
General Requirements (Submittals, Punchlist, etc.)			
012100 Allowances - Unforeseen Conditions	1	NA	\$33,000.00
024100 Selective Demolition (Labor)			
024100 Selective Demolition (Material)			
028200 Asbestos Abatement			

070150.16 Maintenance Cleaning of Membrane Roofing			
070150.72 Rehabilitation of Built-up Roofing			
070150.73 Rehabilitation of Modified Bituminous Roofing			
071326 Self-Adhering Sheet Waterproofing			
075600.13 Fluid Applied Membrane Roofing, Insulated for New Roofs			
076200 Sheet Metal Flashing and Trim			
077100 Roof Specialties			
078413 Penetration Firestopping (Labor)			
078413 Penetration Firestopping (Material)			
079200 Joint Sealant (Labor)			
079200 Joint Sealant (Material)			
083113 access doors and frames (Labor)			
083113 access doors and frames (Material)			
095123 acoustical ceiling tile (Labor)			
095123 acoustical ceiling tile (Material)			
230501 basic hvac materials and methods (Material)			
230501 basic hvac materials and methods (Labor)			
230553 identification for hvac piping and equipment (Material)			
230553 identification for hvac piping and equipment (Labor)			
230593testing, adjusting, and balancing for hvac (Material)			
230593 testing, adjusting, and balancing for hvac (Labor)			
230713 Duct Insulation (Labor)			
230713 Duct Insulation (Material)			
230719 hvac piping insulation (Material)			
230719 hvac piping insulation (Labor)			
230800 commissioning of hvac (Material)			
230800 commissioning of hvac (Labor)			
230923 direct-digital control system for hvac (Material)			
230923 direct-digital control system for hvac (Labor)			
232113 hydronic piping (Material)			

232113 hydronic piping (Labor)			
232114 hydronic specialties (Material)			
232114 hydronic specialties (Labor)			
232300 refrigerant piping (Material)			
232300 refrigerant piping (Labor)			
233100 hvac ducts and casings (Material)			
233100 hvac ducts and casings (Labor)			
233600 air terminal units (Material)			
233600 air terminal units (Labor)			
233700 air outlets and inlets (Material)			
233700 air outlets and inlets (Labor)			
238126 Small Capacity Split System Air conditioner (Labor)			
238126 Small Capacity Split System Air conditioner (Material)			
238300 Radiant Heating and Cooling Units (Labor)			
238300 Radiant Heating and Cooling Units (Material)			

Submit Bid Form in duplicate.

END OF SECTION 00 30 03

18 17 16 15 14 13 12 11 10 9 8 7 6 5 4 3 2 1

P

N

M

L

K

J

H

G

F

E

D

C

B

A

18 17 16 15 14 13 12 11 10 9 8 7 6 5 4 3 2 1

DEMOLITION NOTES:

1. VERIFY ALL EXISTING CONDITIONS BEFORE COMMENCING WITH DEMOLITION WORK. NOTIFY ARCHITECT OF ANY DISCREPANCIES.
2. ALL DIMENSIONS ARE TO BE VERIFIED IN THE FIELD.
3. INTERIOR WALL DIMENSIONS ARE MEASURED FROM FINISH FACE OF GYP BOARD, CMU OR PLASTER UNO
4. ALL DEMO WORK SHOULD BE COORDINATED WITH THE NEW WORK PLANS. ABATEMENT SCOPE IS TO BE COMPLETED FIRST AND SIGNED OFF BY THE INSPECTOR OR ANY GOVERNED AGENT BEFORE ANY OTHER DEMO WORK IS STARTED.
5. ALL NEW OPENINGS FOR DOORS AND WINDOWS SHALL BE COORDINATED WITH NEW WORK PLANS FOR LOCATIONS AND SIZES.
6. DEMO KEYNOTES ARE TYPICAL AND APPLY TO MATERIALS OF THE LIKE SHOWN IN PLAN.
7. IT IS NOT THE INTENT TO SHOW EVERY PIECE OR ITEM TO BE REMOVED IN DEMOLITION WORK. MECHANICAL, ELECTRICAL, AND OTHER WORK RELATED TO A WALL OR AREA SCHEDULED FOR DEMOLITION AND REMOVAL, SHALL BE PERFORMED WHETHER SO NOTED OR NOT. PROTECT ALL ITEMS INTENDED FOR SALVAGE AND REUSE, OR SCHEDULED TO REMAIN.
8. WHEN WALLS OR OTHER SUPPORTING AND/OR BRACING ELEMENTS ARE SCHEDULED FOR DEMOLITION, TEMPORARY STRUCTURAL SUPPORTS AND BRACING FOR ADJACENT CONSTRUCTION SHALL BE PROVIDED AND MAINTAINED UNTIL THE PERMANENT SUPPORTING STRUCTURE IS IN PLACE AND ABLE TO SUPPORT IMPOSED LOADS.
9. EXISTING ACT TILE TO BE REMOVED AND REPLACED / MODIFIED AS REQUIRED FOR MP DEMO AND NEW WORK.
10. CUT AND PATCH GYP CEILING AS REQ'D FOR MP WORK. REFER TO MP DEWS, FINISH AND PAINT GYP WALLS & CEILINGS TO MATCH EXISTING.
11. PROTECT ALL ADJACENT SURFACES AND MATERIALS DURING DEMOLITION, CONTRACTOR SHALL BE RESPONSIBLE FOR ALL DAMAGE CAUSED AS A RESULT OF WORK AND SHALL REPAIR OR REPLACE DAMAGED MATERIALS OR PRODUCTS.
12. CUT AND PATCH ROOF AS REQ'D FOR MP WORK. REFER TO MP DEWS AND ROOF DEMO PLAN.
13. ALL EXISTING CEILINGS TO BE TEMPORARILY REMOVED SHALL BE DONE BY THE MECHANICAL CONTRACTOR.
14. ALL CEILINGS TO BE REMOVED AND REPLACED SHALL BE DONE BY THE GENERAL CONTRACTOR.

CEILING PLAN NOTES:

1. V.I.F. ALL CEILING HEIGHTS PRIOR TO REMOVALS.
2. THE EXISTING ROOF STRUCTURE SLOPES, THE NEW ACT CEILING HEIGHT SHOULD MATCH EXISTING CEILING TO BE REMOVED AT ITS LOWEST POINT.
3. THE CONTRACTOR SHALL COMPARE THIS REFLECTED CEILING PLAN WITH ELECTRICAL, LIGHTING PLANS AND MECHANICAL PLANS. THE CONTRACT SHALL REPORT ANY OMISSIONS OR INCONSISTENCIES TO THE ARCHITECT.
4. ALL LIGHT FIXTURE DIMENSIONS ARE MEASURED FROM CENTERLINE OF FIXTURE TO FACE OF WALL/SOFFIT / U.O.N.
5. REFER TO ELECTRICAL PLANS FOR LOCATION AND QUANTITY OF SMOKE DETECTORS, EXIT SIGNS, SPEAKERS AND FIRE ALARM DEVICES. ALL SMOKE DETECTORS TO BE CENTERED ON ACT TILE WHERE PRESENT. PROVIDE ACCESS DOORS FOR MECHANICAL EQUIPMENT, COORDINATE WITH MECH PLANS, TYP.
6. ALL AREAS WITHOUT A HATCH PATTERN ARE EXISTING TO REMAIN. SEE FINISH SCHEDULE FOR PAINT COLOR.
7. CENTER ALL CEILING TILE GRIDS BOTH DIRECTIONS IN ALL ROOMS/SPACES/CORRIDORS. NO PERIMETER GRID SPACING / ACOUSTICAL TILE CUT LESS THAN 6".
8. ALL LIGHT FIXTURES AND DIFFUSERS SHALL BE CENTERED ON THE TILE UNO.
9. SHADOW MOLDING TO BE USED AROUND THE PERIMETER OF ACOUSTIC CEILING TILE WHEN EDGE IS LESS THAN 5".
10. ALL EXISTING CEILINGS TO BE TEMPORARILY REMOVED AND REINSTALLED SHALL BE DONE BY THE MECHANICAL CONTRACTOR.
11. ALL NEW CEILINGS TO BE INSTALLED SHALL BE DONE BY THE GENERAL CONTRACTOR.

DEMOLITION LEGEND:

EXISTING DOOR & FRAME TO BE REMOVED

DEMOLITION

NOT IN CONTRACT (N.I.C.)

PLASTER / GWB CEILING & LIGHT FIXTURES TO BE REMOVED & REINSTALLED AS REQUIRED FOR MECHANICAL WORK, RE MECH REMOVAL PLANS

DEMOLITION KEYNOTE

EXISTING CONDITION PHOTO, REFER TO SHEET HS-AD00

AREA OF WORK

ACT CEILING SYSTEM & LIGHT FIXTURES TO BE REMOVED & REINSTALLED AS REQUIRED FOR MECHANICAL WORK, RE MECH REMOVAL PLANS

ACT CEILING SYSTEM & LIGHT FIXTURES TO BE REMOVED IN THEIR ENTIRETY FOR MECHANICAL WORK, RE MECH REMOVAL PLANS

FIRST FLOOR ENLARGED RCP DEMOLITION - KITCHEN ALTERNATE 2

REFER TO HS-M106 FOR REMOVAL SCOPE

18 17 16 15 14 13 12 11 10 9 8 7 6 5 4 3 2 1

PROJECT NUMBER: 2011-003-00_ COPYRIGHT © 2012 KSO ARCHITECTS, PC

ARCHITECT

ksqdesign

NEW YORK OKLAHOMA

KSQ Design
215 W 48th Street 15th Floor
New York, NY 10019
646.435.0660 office
www.ksq-design.com

Owner
Nanuet Union Free School District
101 Church Street
Nanuet, NY 10954
845.627.9880
www.nanuetusd.org

Structural Engineer
Clapper Structural Engineering
160 Partition Street
Saugerties, NY 12477
845.543.9601
www.clapperstructural.com

MEP Engineer
Sage Engineering Associates, LLP
9 Columbia Circle
Albany NY 12203
518.453.6091
www.sageelp.com

Environmental Engineer
Quest Environmental Solutions
1376 Route 9
Wappingers Falls, NY 12590
845.298.6251
www.qualityenv.com

Construction Manager
Jacobs
One Penn Plaza
24th Floor, Suite 2400
New York, NY 10119
646.908.6550
www.jacobs.com

REGISTERED ARCHITECT
ARLAND SAMUEL GUARDINI
0122313
STATE OF NEW YORK
EXPIRATION DATE: 3/31/2025

NANUET

NUFSD BOND PROJECTS PH 4 - NANUET HS

SED#50-01-08-03-0-003-036 (NANUET HS)
SED#50-01-08-03-0-004-021 (BARR MS)
SED#50-01-08-03-0-001-025 (MILLER ES)

Nanuet High School
103 Church St
Nanuet, NY 10954

A MacArthur Barr Middle School
143 Church St
Nanuet, NY 10954

Miller Elementary School
50 Blauvelt Rd Unit1
Nanuet, NY 10954

KEY PLAN

REVISIONS

No.	Description	Date
1	BID ADDENDUM #6	4/18/2024

ISSUED: BID SET ISSUANCE

DATE: 2/6/24

SCALE: As indicated

SHEET NAME:
FIRST FLOOR ENLARGED KITCHEN RCP DEMO ALTERNATE 2

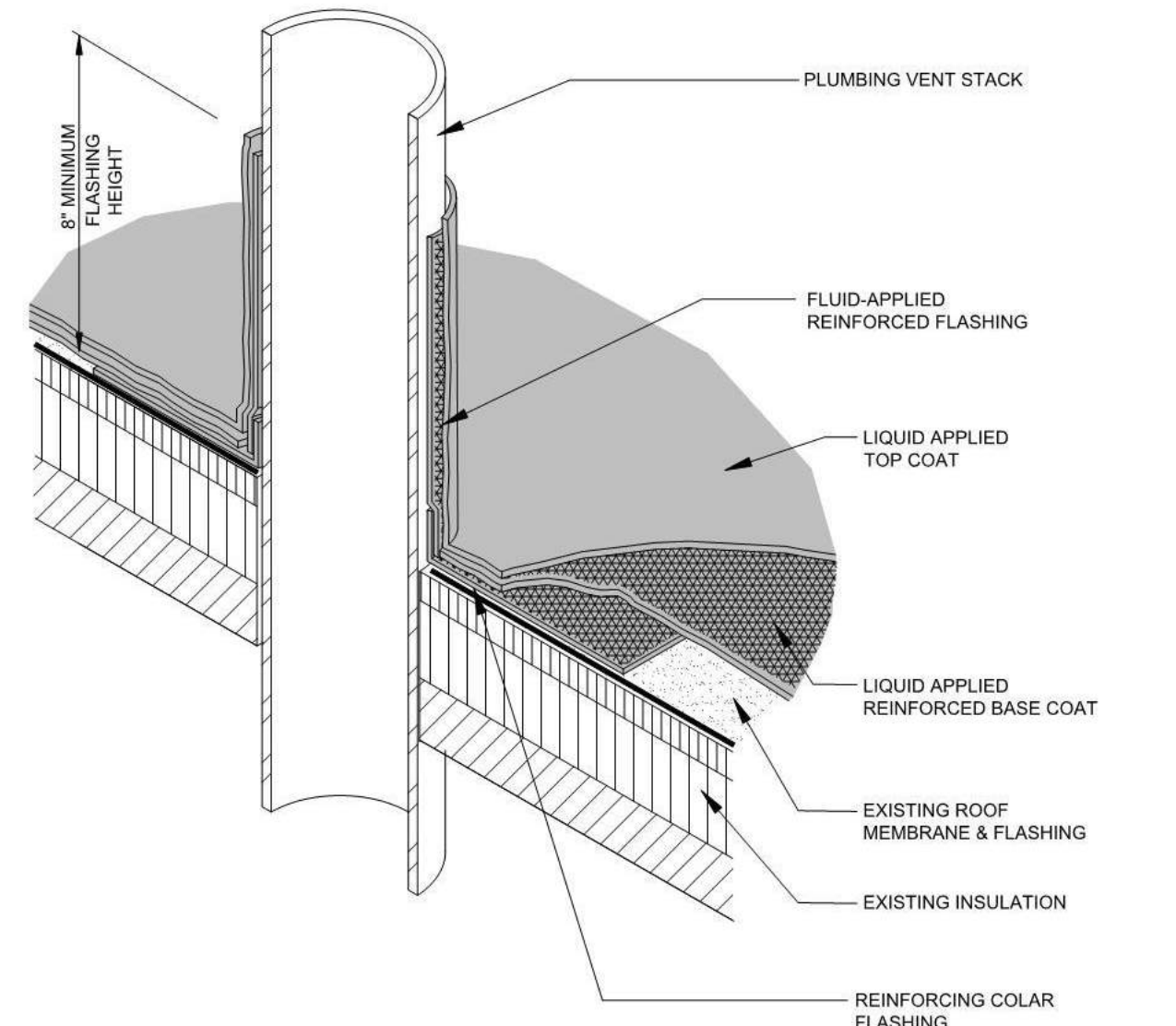
SHEET NUMBER:
HS-AD111.1

[illegible]

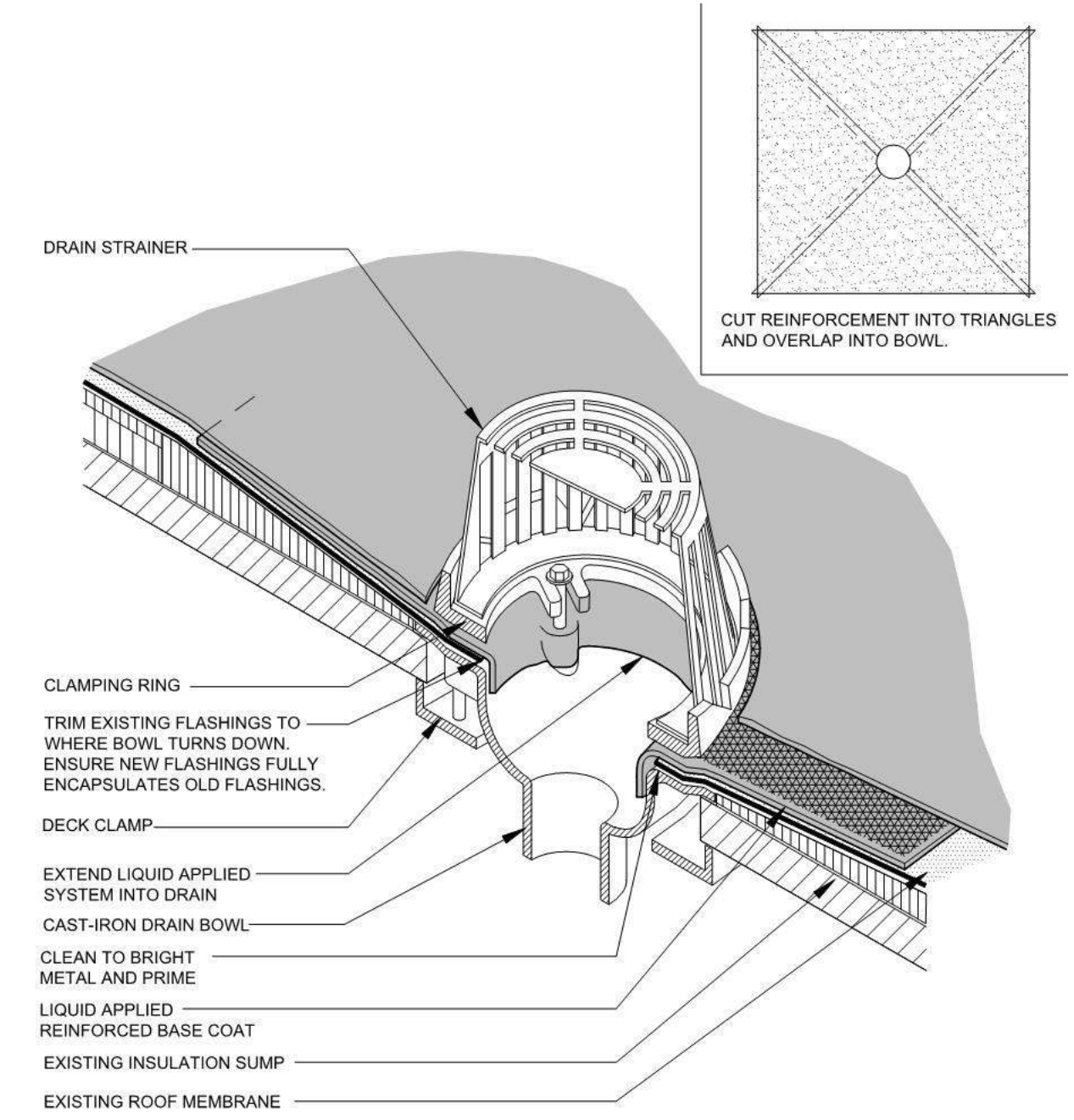
CONTRACTOR TO REFERENCE ROOFING DETAILS AS PER LIQUID SYSTEM APPLIED FOR MECHANICAL WORK.

ROOF DETAIL GENERAL NOTES

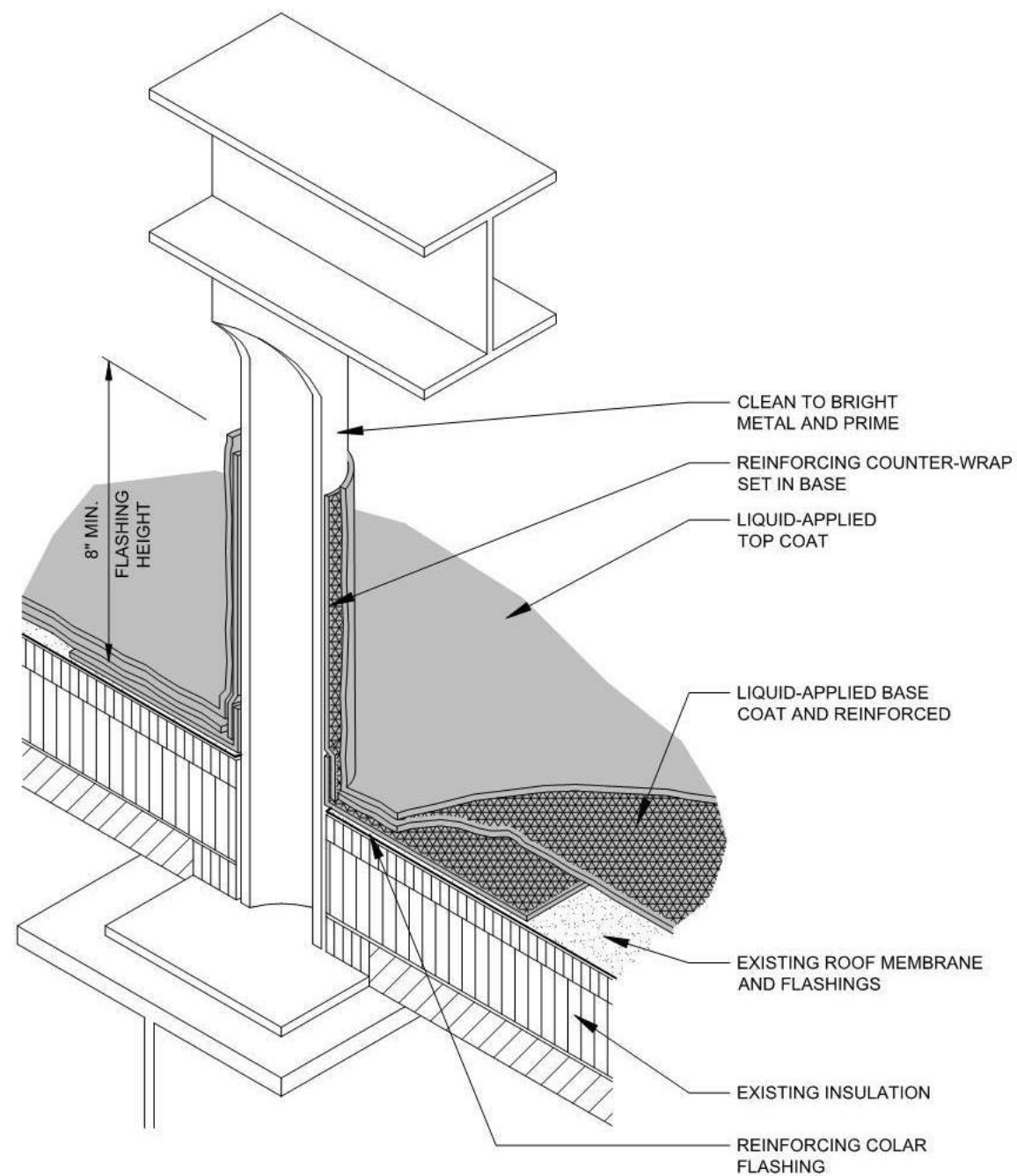
1. TREMCO ALPHAGUARD IS THE BASIS OF DESIGN FOR THE FLUID-APPLIED ROOFING RESTORATION OVER EXISTING GRANULE SURFACED ROOFS. SEE SECTION 070150.73-REHABILITATION OF MODIFIED BITUMINOUS ROOFING



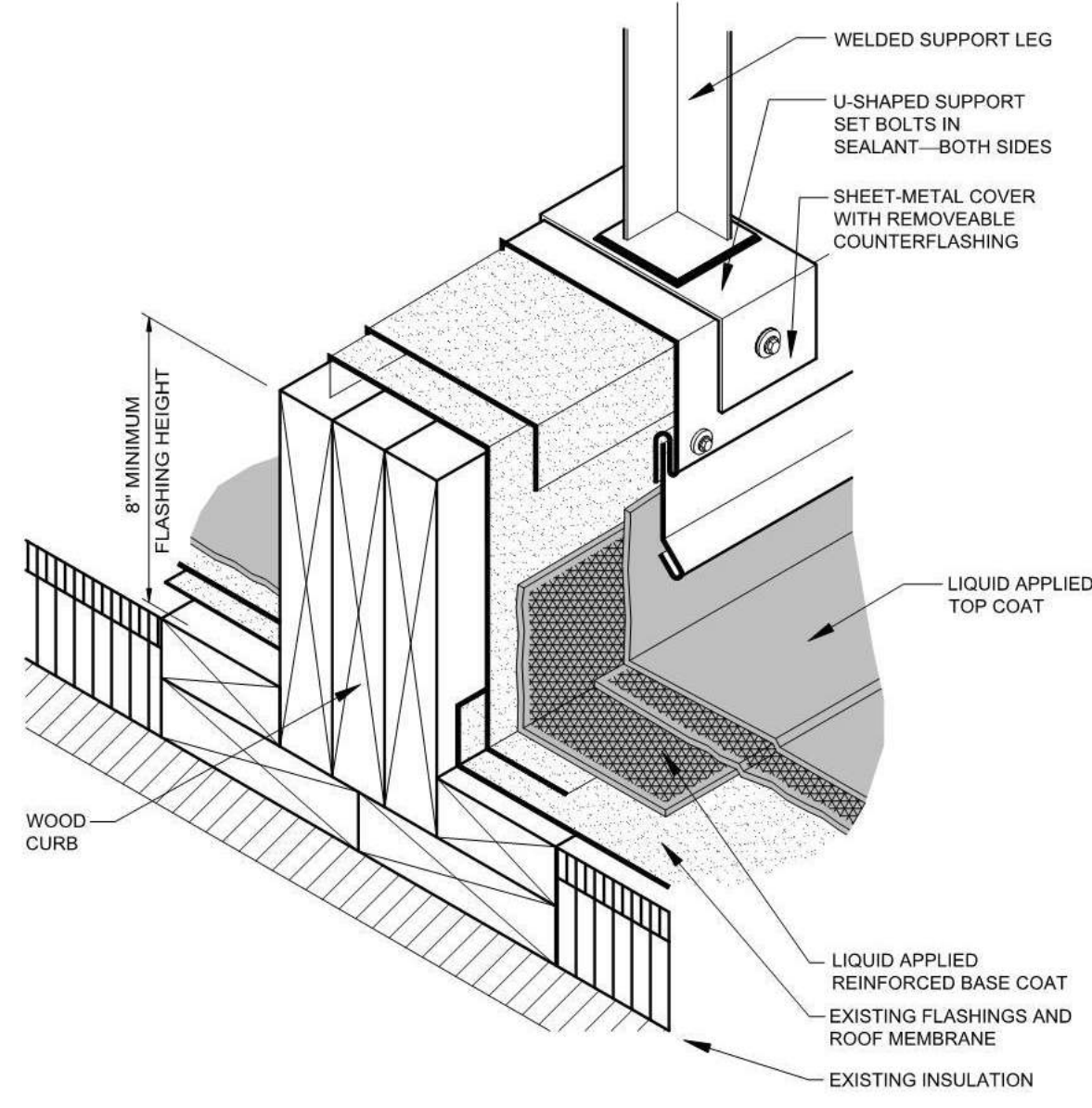
LIQUID APPLIED ROOF SYSTEM @
EXIST. PIPE PENETRATION
N.T.S. 10



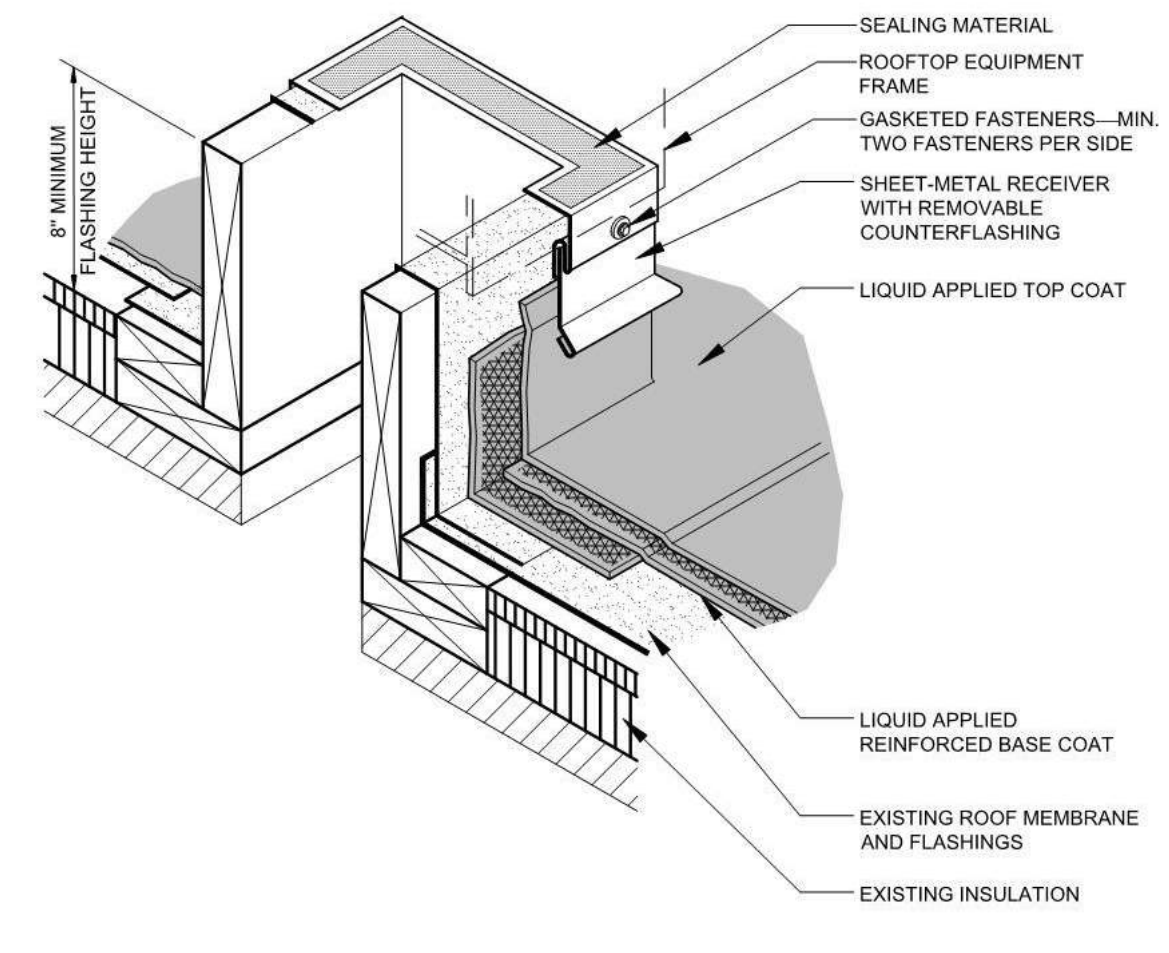
LIQUID APPLIED ROOF SYSTEM @
EXIST. ROOF DRAIN
N.T.S. 9



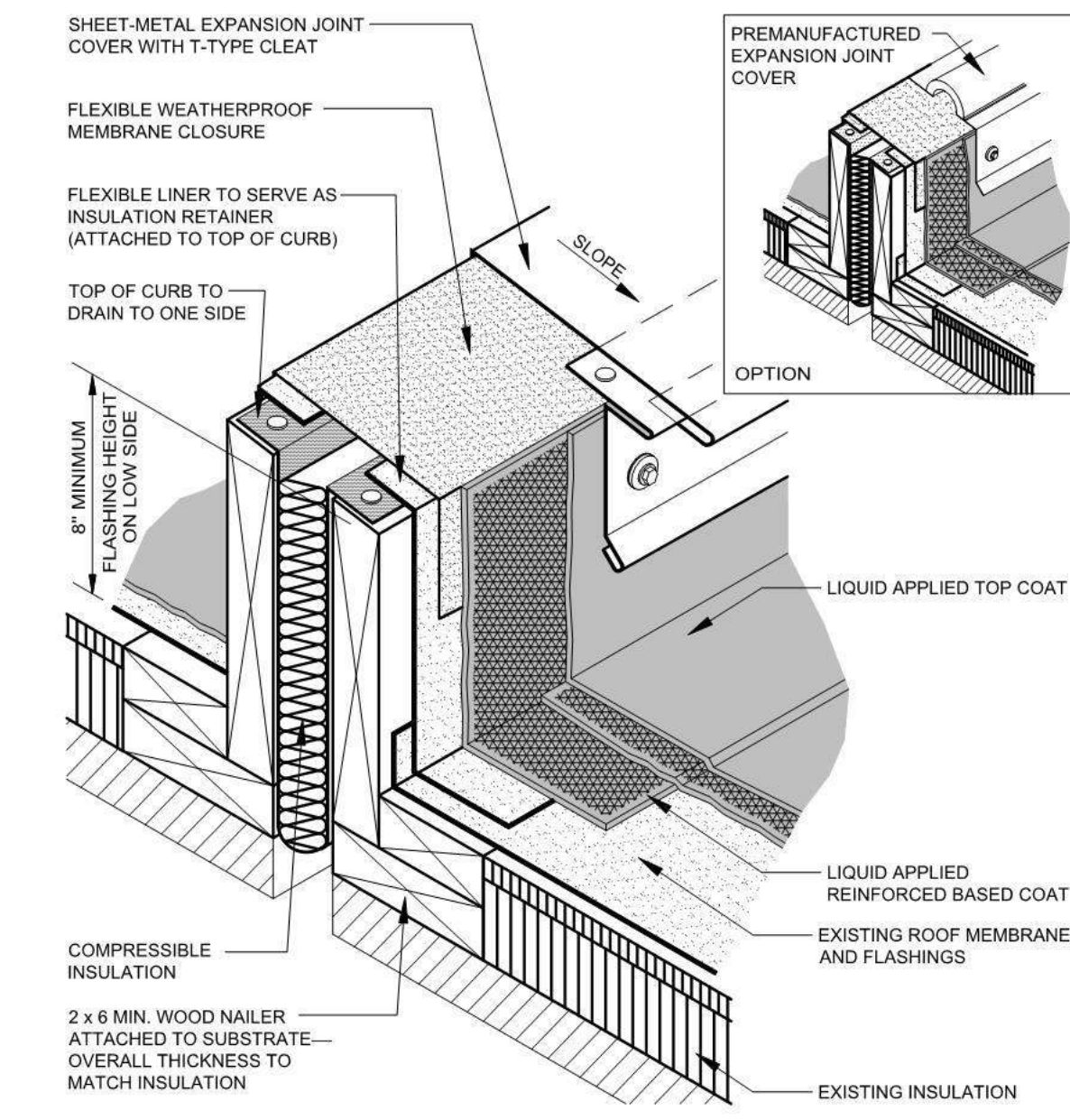
LIQUID APPLIED ROOF SYSTEM @
EXIST. DUNNAGE
N.T.S. 8



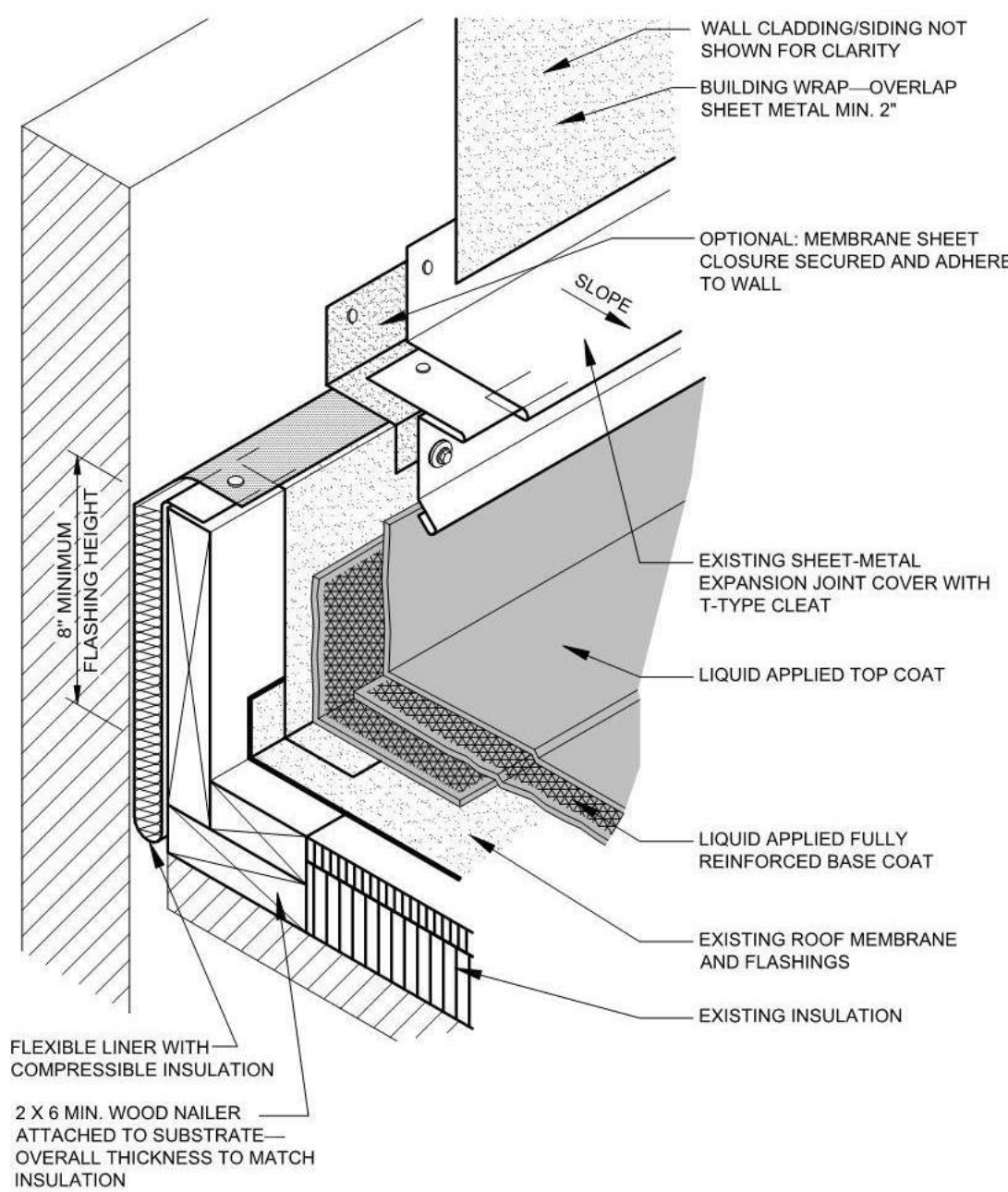
LIQUID APPLIED ROOF SYSTEM @
EXIST. EQUIPMENT SUPPORT
N.T.S. 7



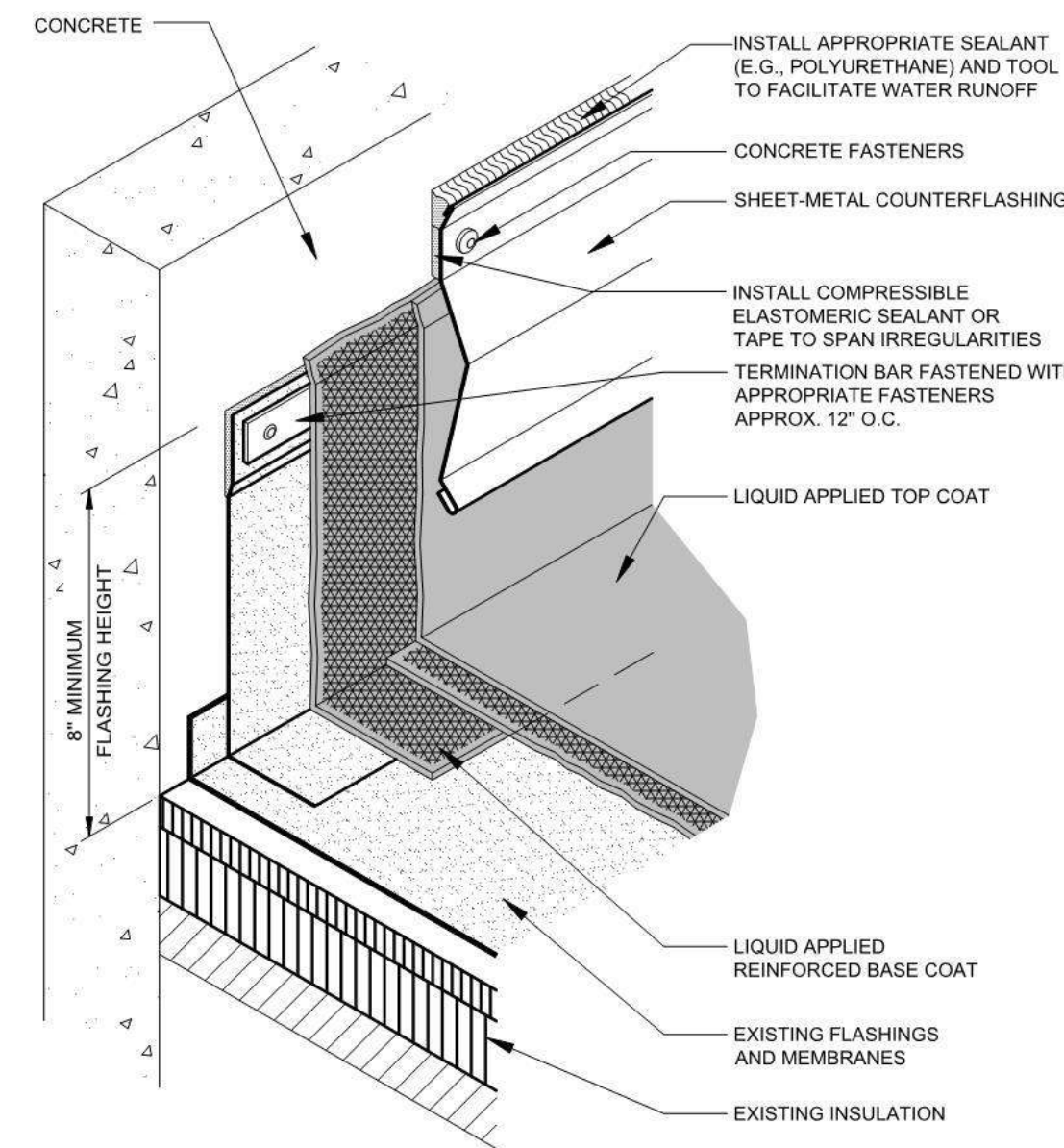
LIQUID APPLIED ROOF SYSTEM @
EXIST. CURB
N.T.S. 6



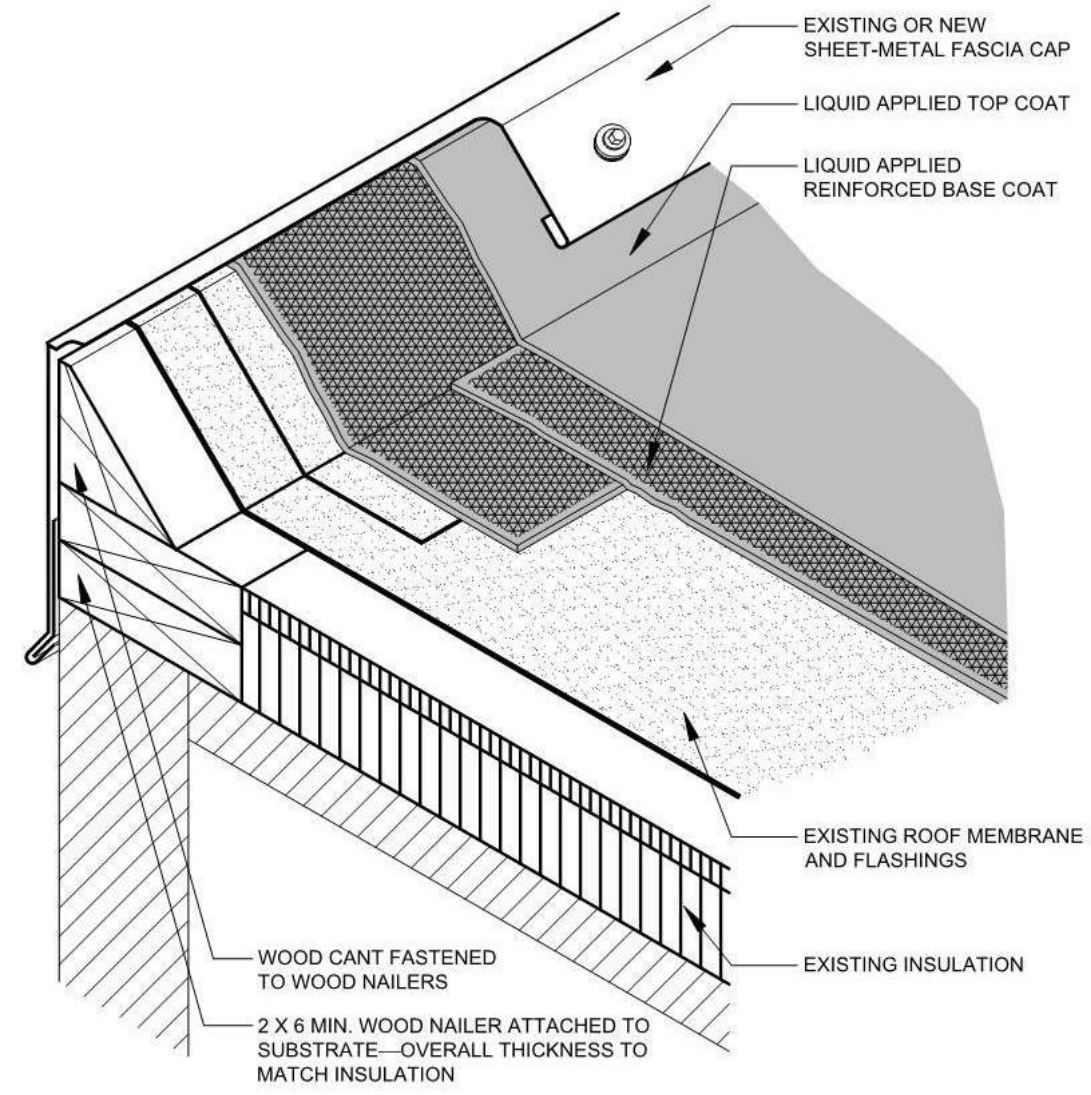
LIQUID APPLIED ROOF SYSTEM @
EXIST. EXPANSION JOINT
N.T.S. 5



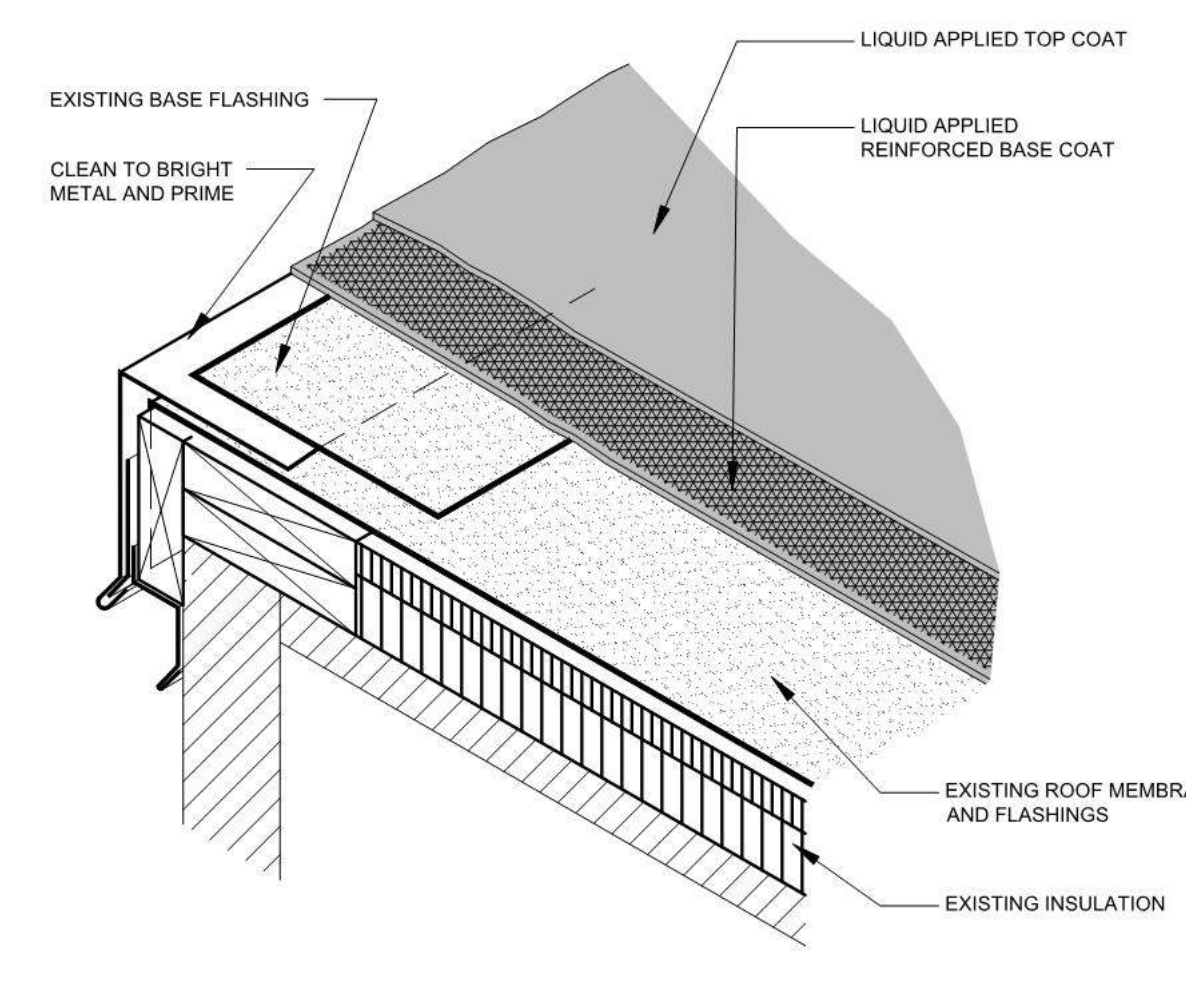
LIQUID APPLIED ROOF SYSTEM @
EXIST. ROOF TO WALL
N.T.S. 4



LIQUID APPLIED ROOF SYSTEM @
EXIST. COUNTERFLASHING
N.T.S. 3



LIQUID APPLIED ROOF SYSTEM @
EXIST. RAISED ROOF EDGE
N.T.S. 2



LIQUID APPLIED ROOF SYSTEM
DETAIL @ EXIST. ROOF EDGE
N.T.S. 1

ARCHITECT

ksqdesign

NEW YORK OKLAHOMA

KSQ Design
215 W 40th Street 15th Floor
New York, NY 10018
646.435.0660 office
www.ksqdesign.com

Owner

Nanuet Union Free School District
103 Church St. Nanuet, NY 10954
845.627.9880 office
http://www.nanuetusd.org/

Structural Engineer

Clapper Structural Engineering
160 Partition Street
Saugerties, NY 12477
845.943.9801
www.clapperstructural.com

MEP Engineer

Sage Engineering Associates, LLP
9 Columbia Circle
Albany NY 12203
518.453.6091 office
518.453.6092 fax
www.sageallp.com

Environmental Engineer

Quest Environmental Solutions
1376 Route 9
Wappingers Falls, NY 12590
845.296.6251
www.qualityenv.com

Construction Manager

Jacobs
One Penn Plaza
54th Floor, Suite 5420
New York, NY 10119
646.806.6550
www.jacobs.com



**NUFSD
BOND
PROJECTS
PH4**

SED#50-01-08-03-0-003-035 (HIGH SCHOOL)
SED#50-01-08-03-0-004-020 (BARR MIDDLE SCHOOL)

High School
103 Church St.
Nanuet, NY 10954

Barr Middle School
50 Blauvelt Rd #1
Nanuet, NY 10954

KEY PLAN

REVISIONS		
No.	Description	Date
1	BID ADDENDUM #6	4/18/2024

ISSUED: ADDENDUM #6

DATE: 04/19/2024

SCALE: As indicated

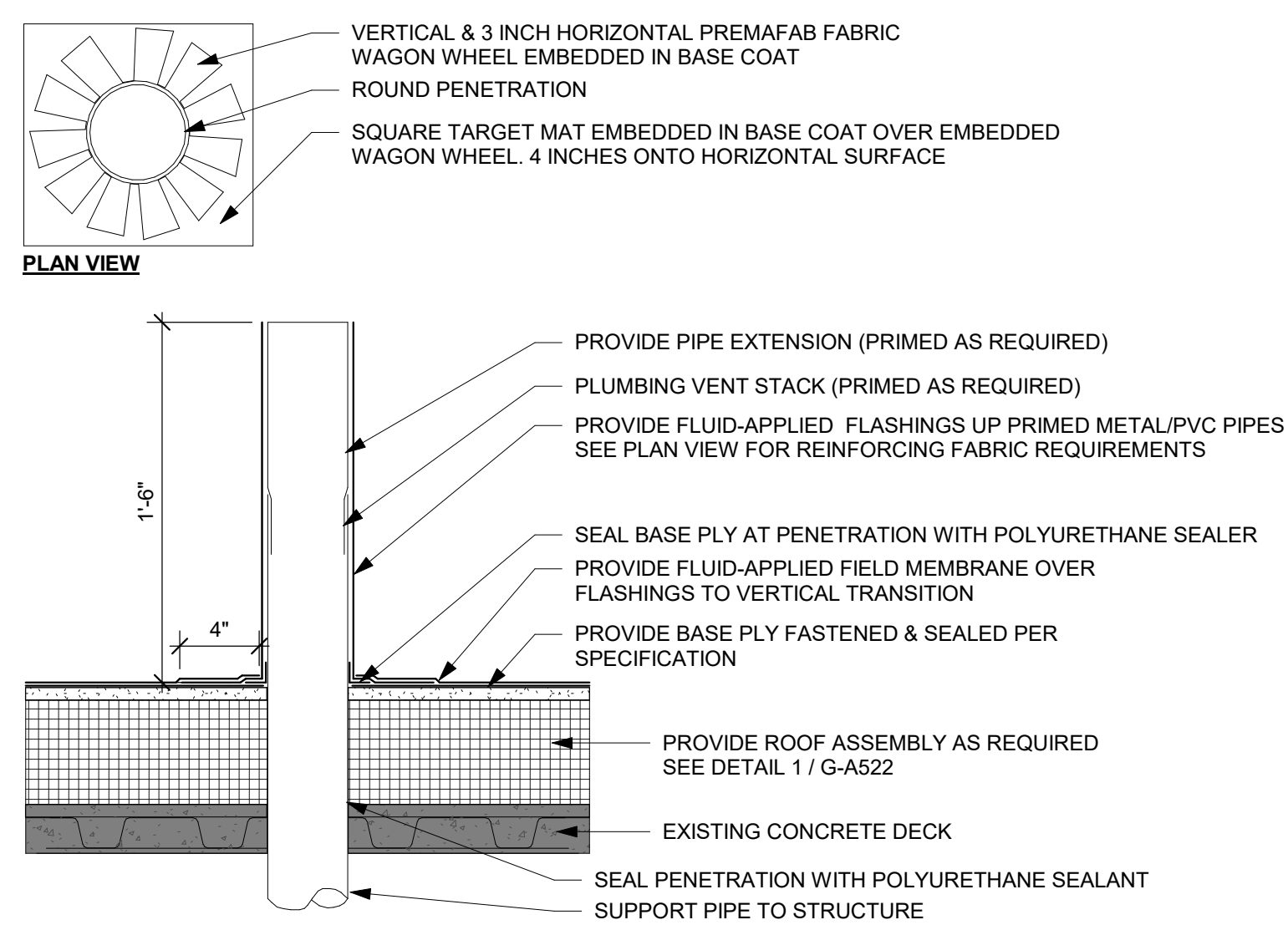
SHEET NAME:
LIQUID-APPLIED
ROOFING OVER EXIST.
ROOF DETAILS

SHEET NUMBER:

HS-A521

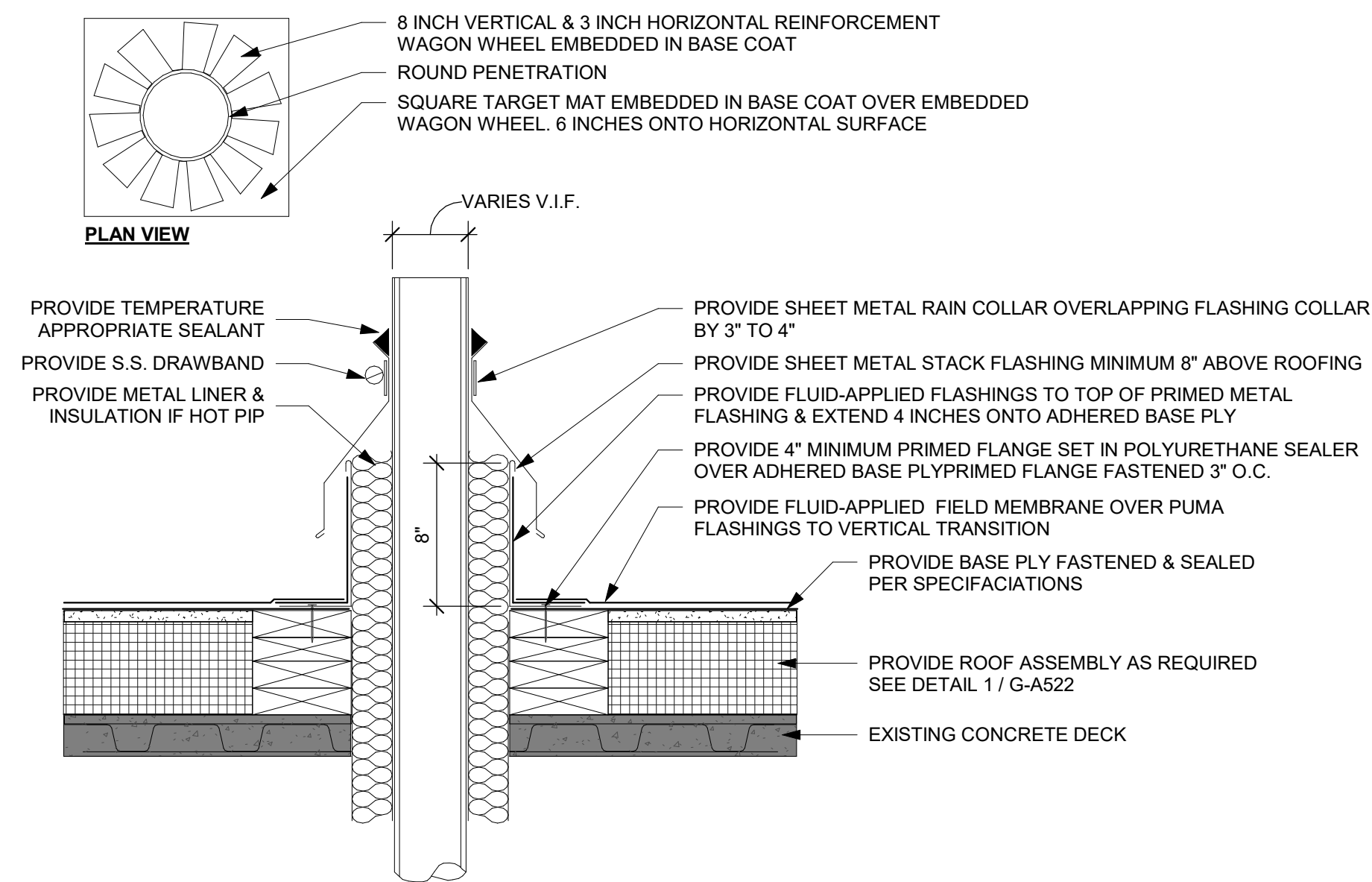
ISSUE FOR BID SET

1. TREMCO-ALPHAGUARD BIO PLUS IS THE BASIS OF DESIGN FOR THE ROOF REPLACEMENT AREAS
SEE SECTION 075600.13-FLUID-APPLIED ROOFING MEMBRANE, INSULATED



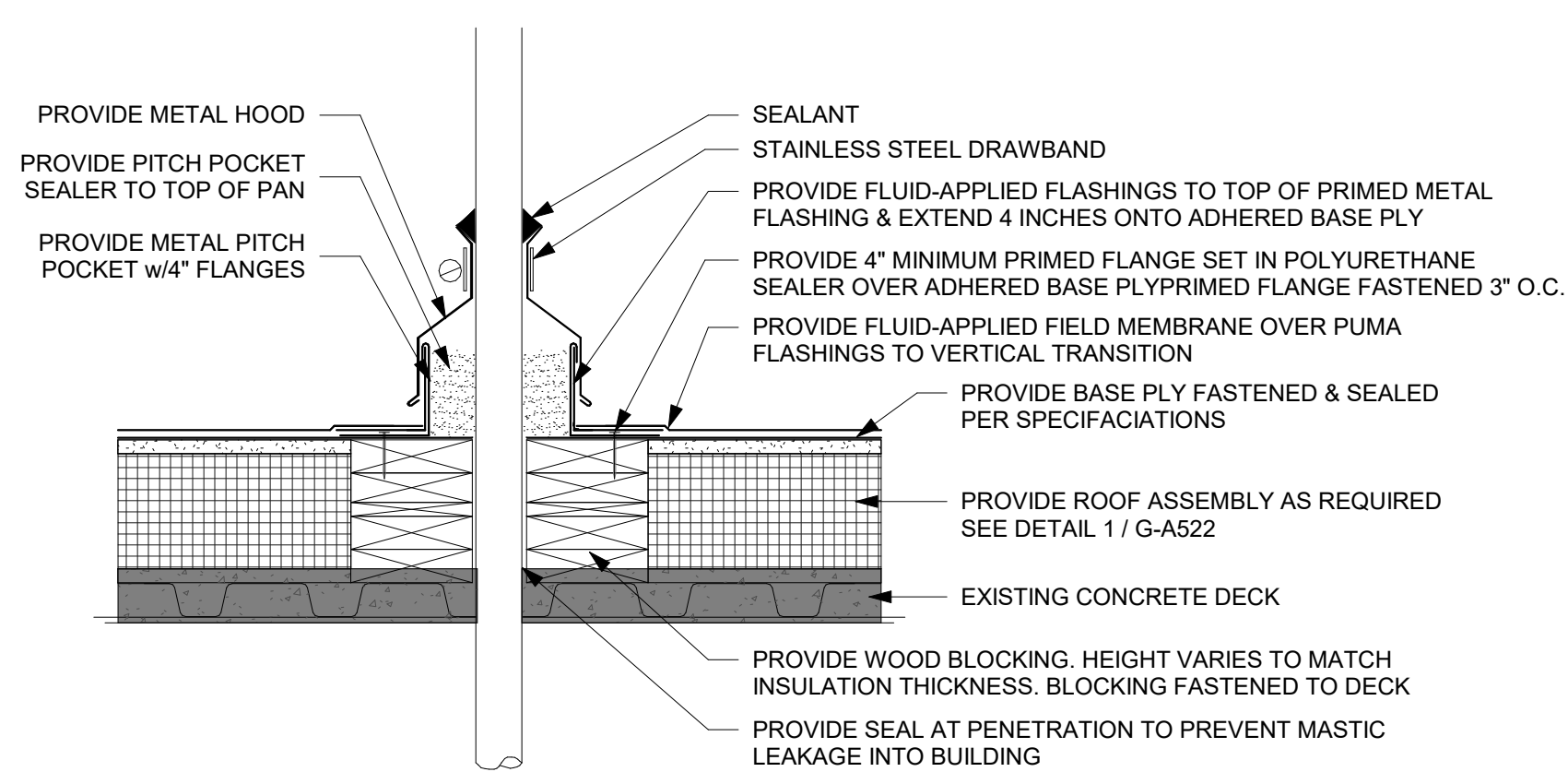
FLUID-APPLIED ROOF PIPE VENT

N.T.S. 9

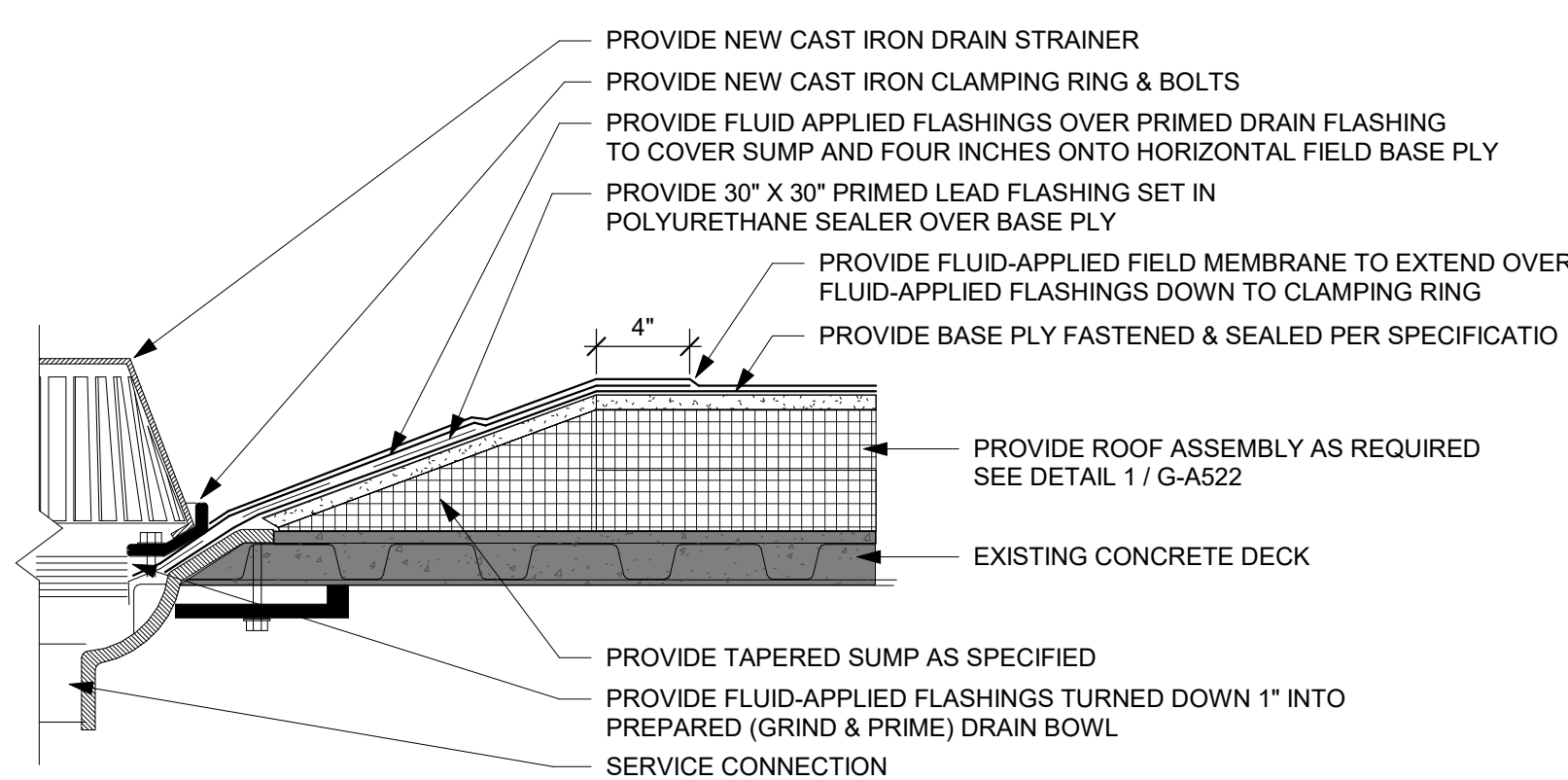


FLUID-APPLIED NEW ROOF STACK
DRAIN

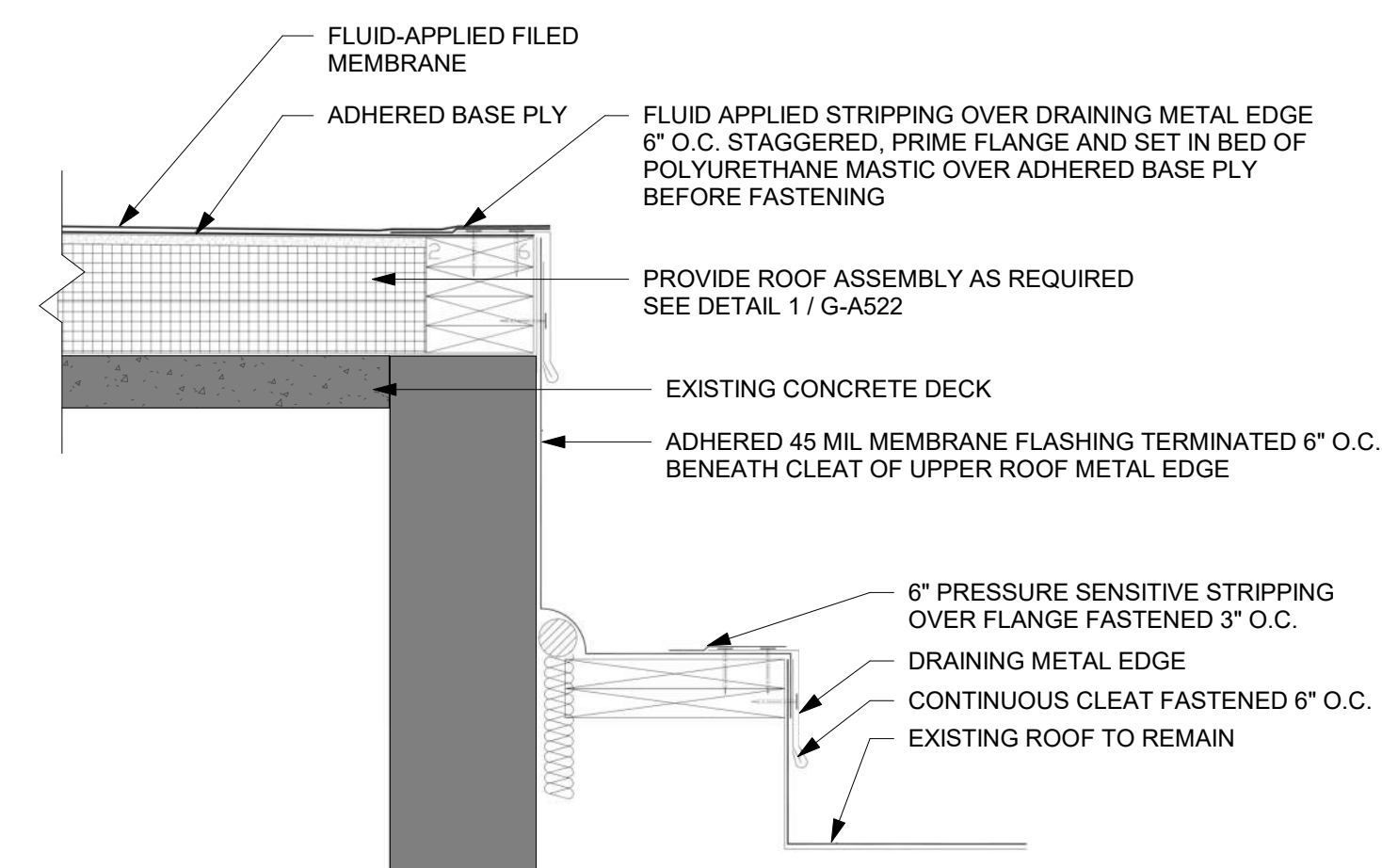
N.T.S. 8



FLUID-APPLIED NEW ROOF PITCH POCKET

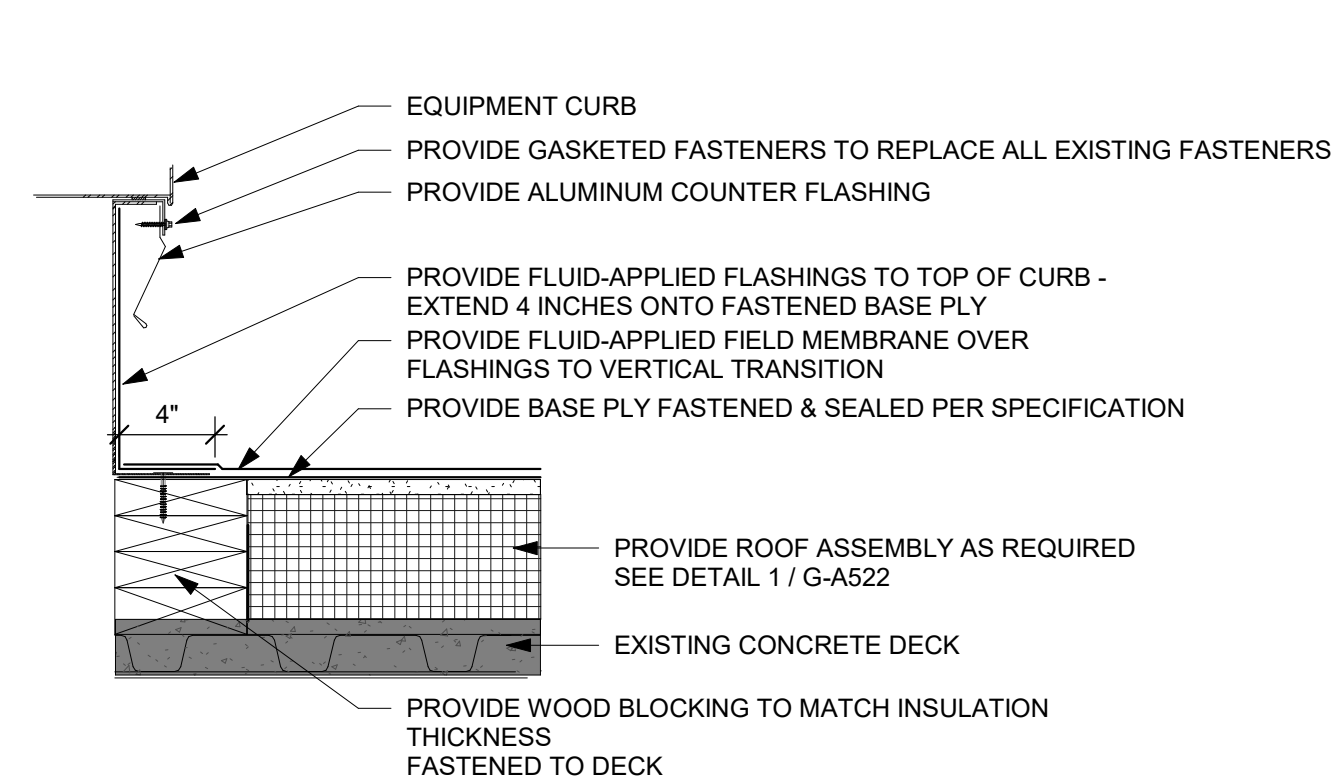


FLUID-APPLIED NEW ROOF DRAIN



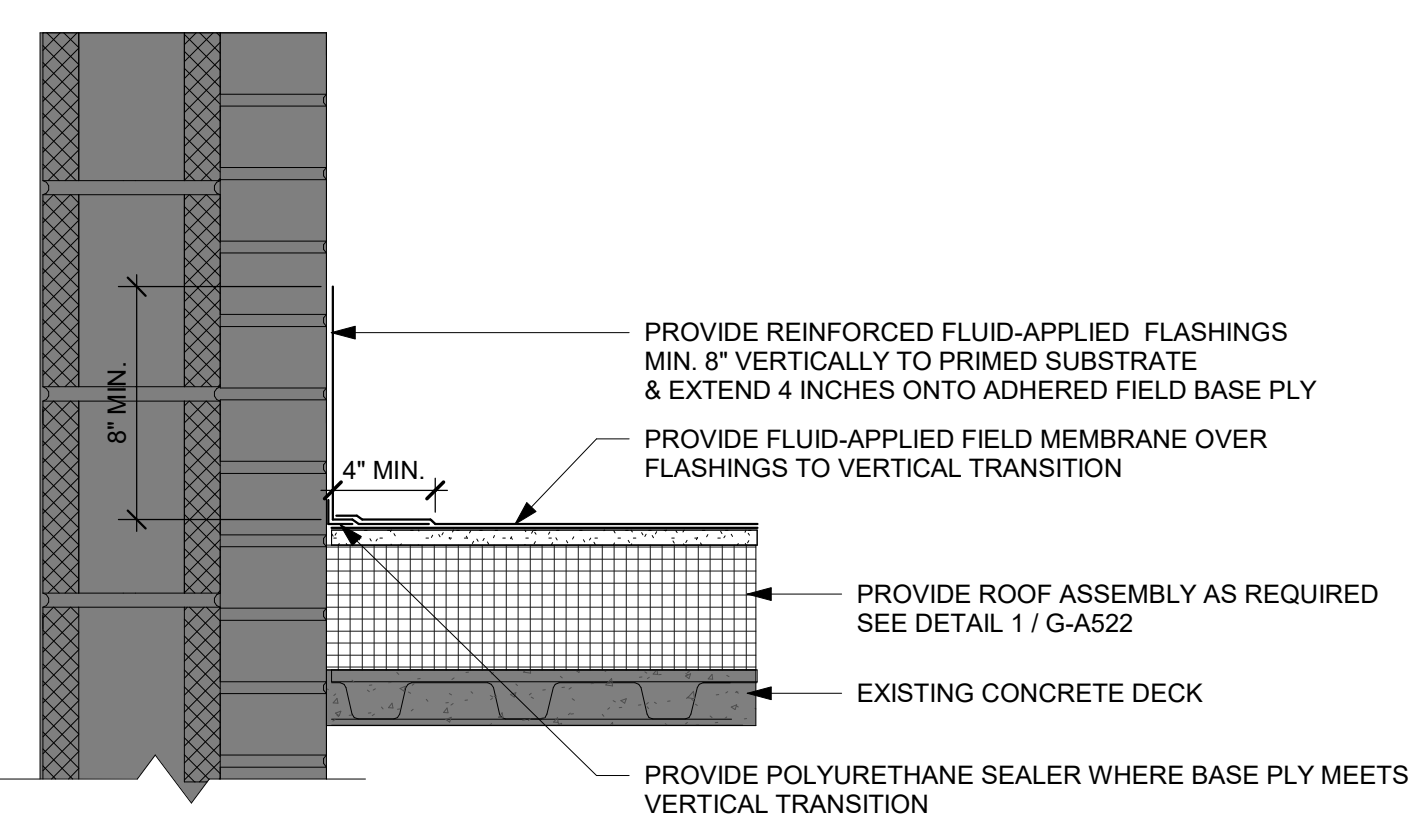
FLUID-APPLIED NEW ROOF
EXPANSION JOINT

N.T.S. 5



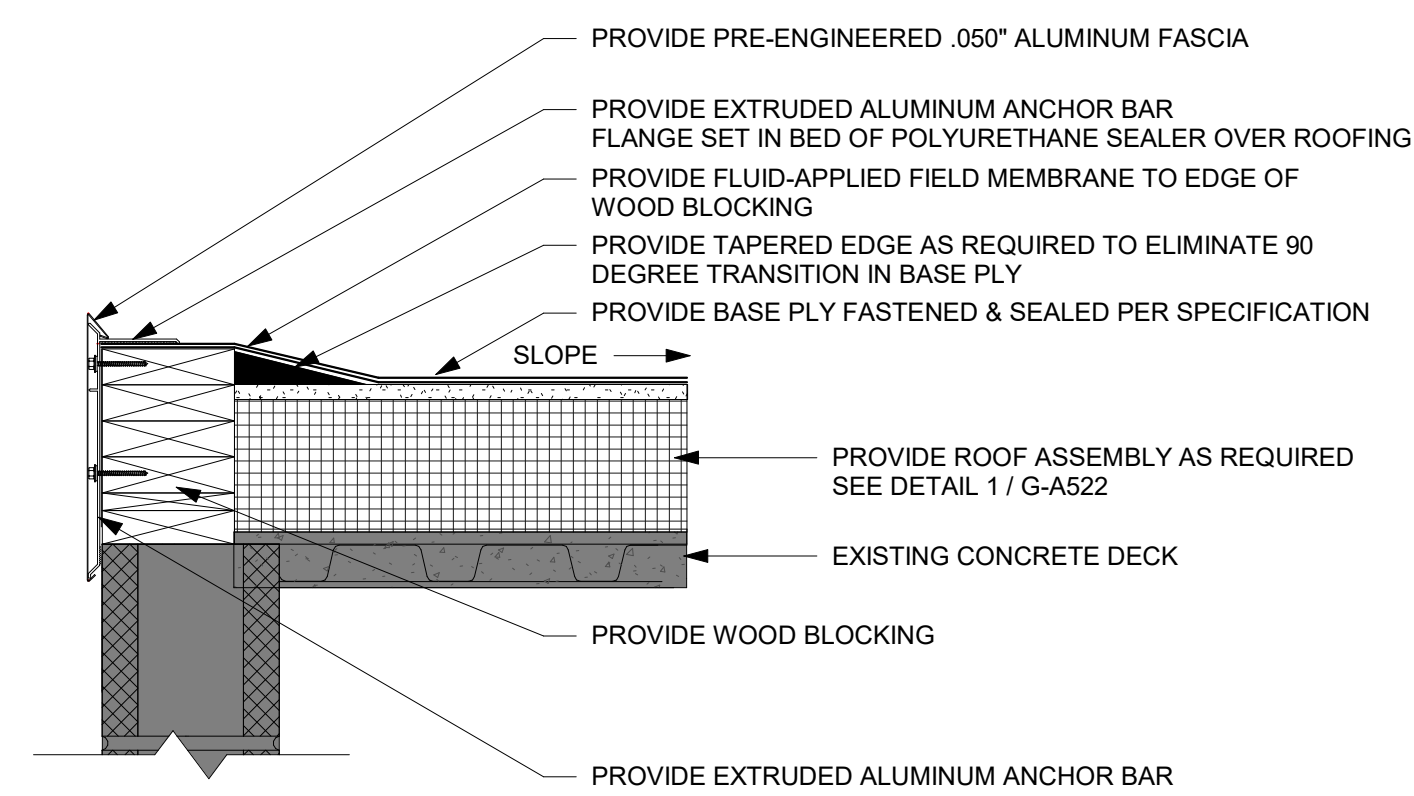
FLUID-APPLIED NEW ROOF
FLANGED CURB

N.T.S. 4



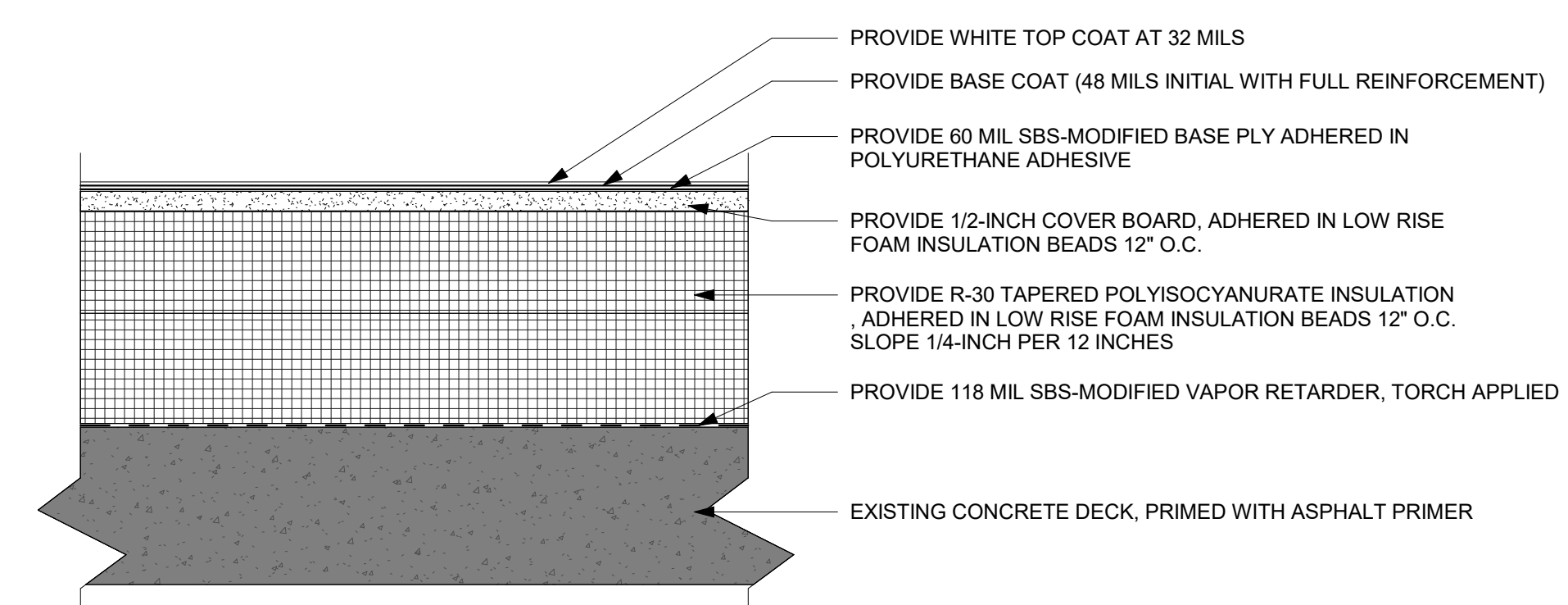
FLUID-APPLIED NEW ROOF WALL FLASHING

N.T.S. 3



FLUID-APPLIED NEW ROOF PERIMETER EDGE

N.T.S. 2



FLUID-APPLIED NEW ROOF ASSEMBLY

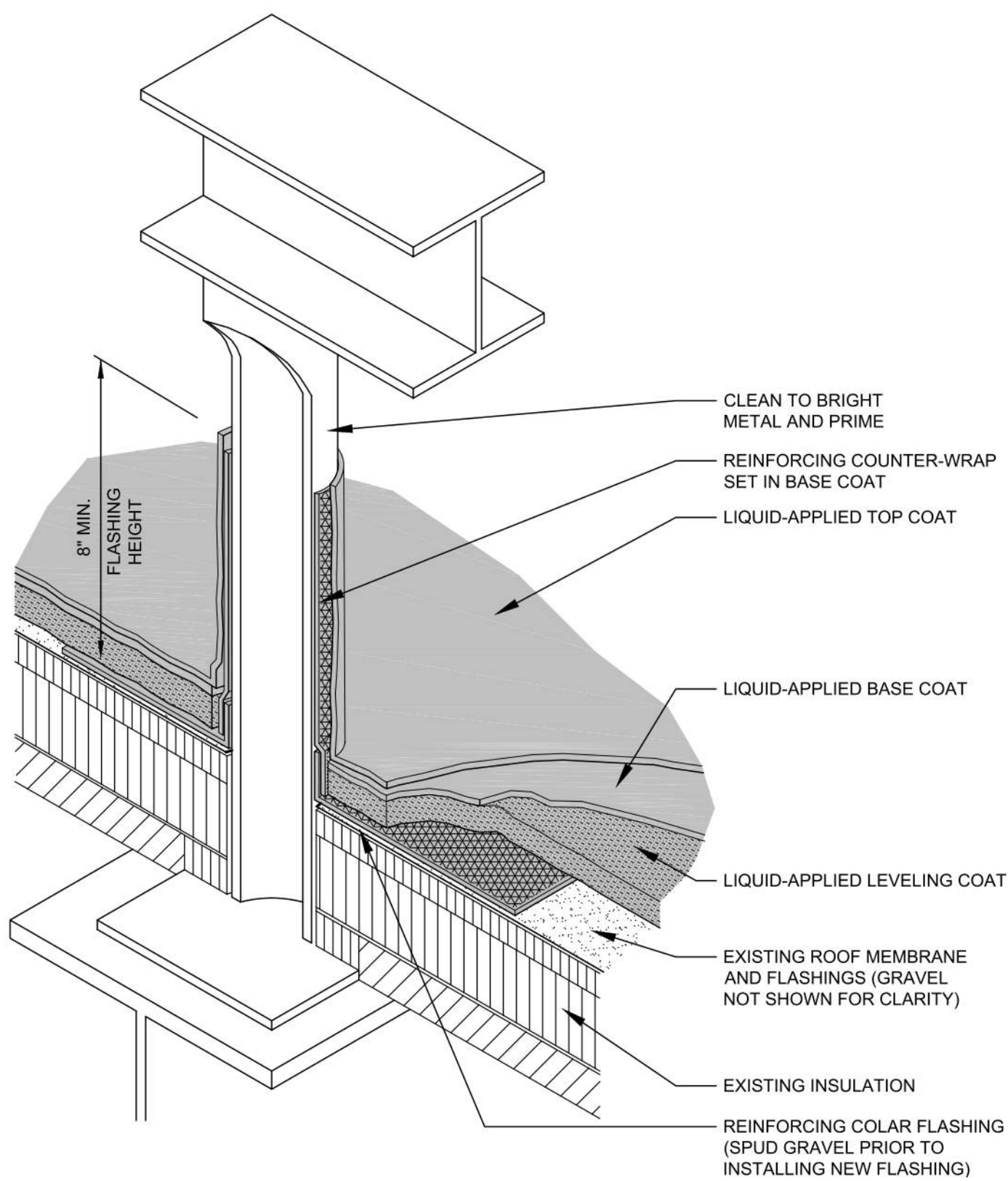
HS-A522

SSUE FOR BID SET

CONTRACTOR TO REFERENCE ROOFING DETAILS AS PER LIQUID SYSTEM APPLIED FOR MECHANICAL WORK.

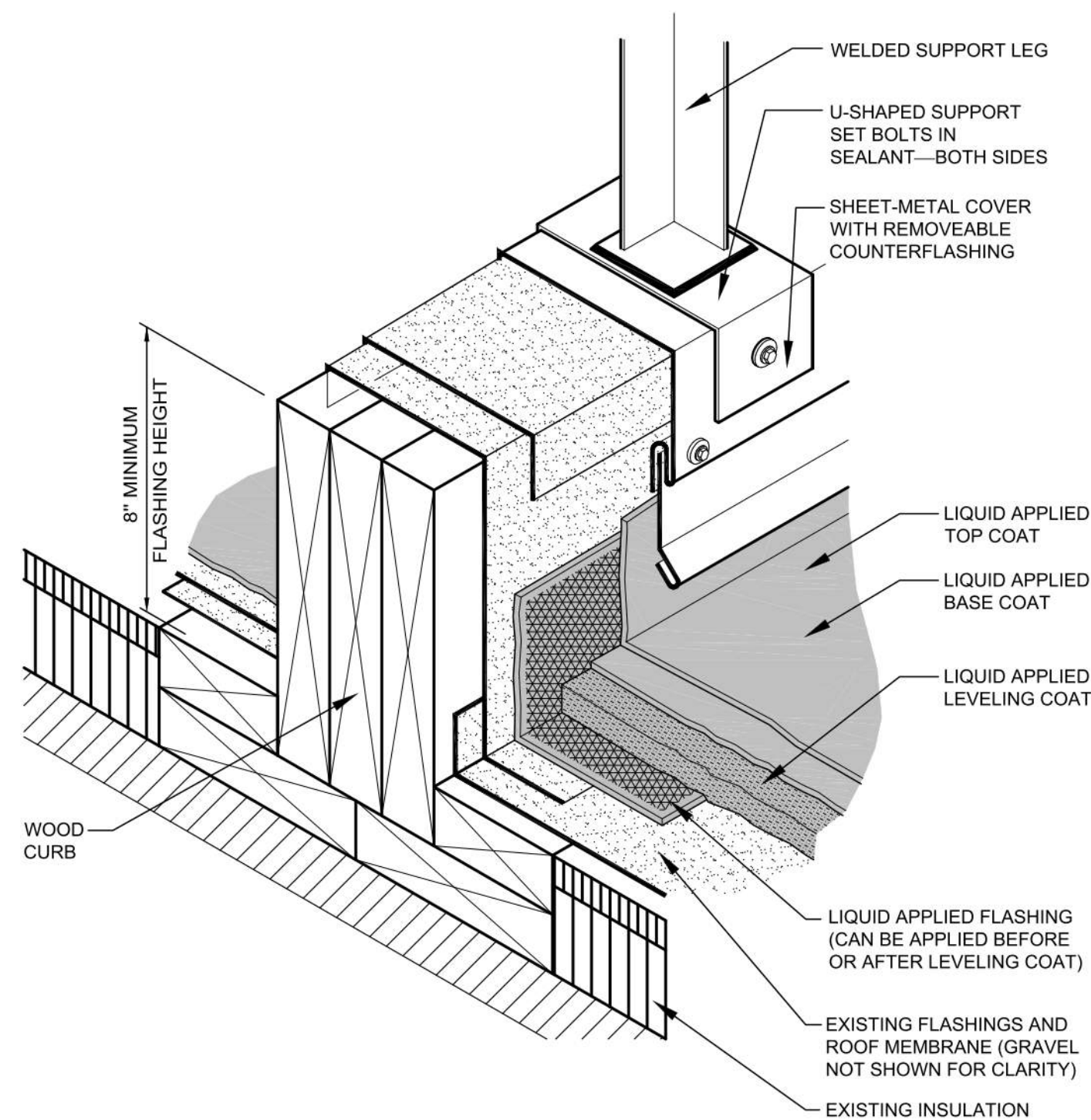
ROOF DETAIL GENERAL NOTES

1. TREMCO-ALPHAQUARD BIO IS THE BASIS OF DESIGN FOR THE FLUID-APPLIED ROOFING RESTORATION OVER EXISTING GRAVEL SURFACED BUILT-UP ROOFS. SEE SECTION 070150.72-REHABILITATION OF BUILT-UP ROOFING



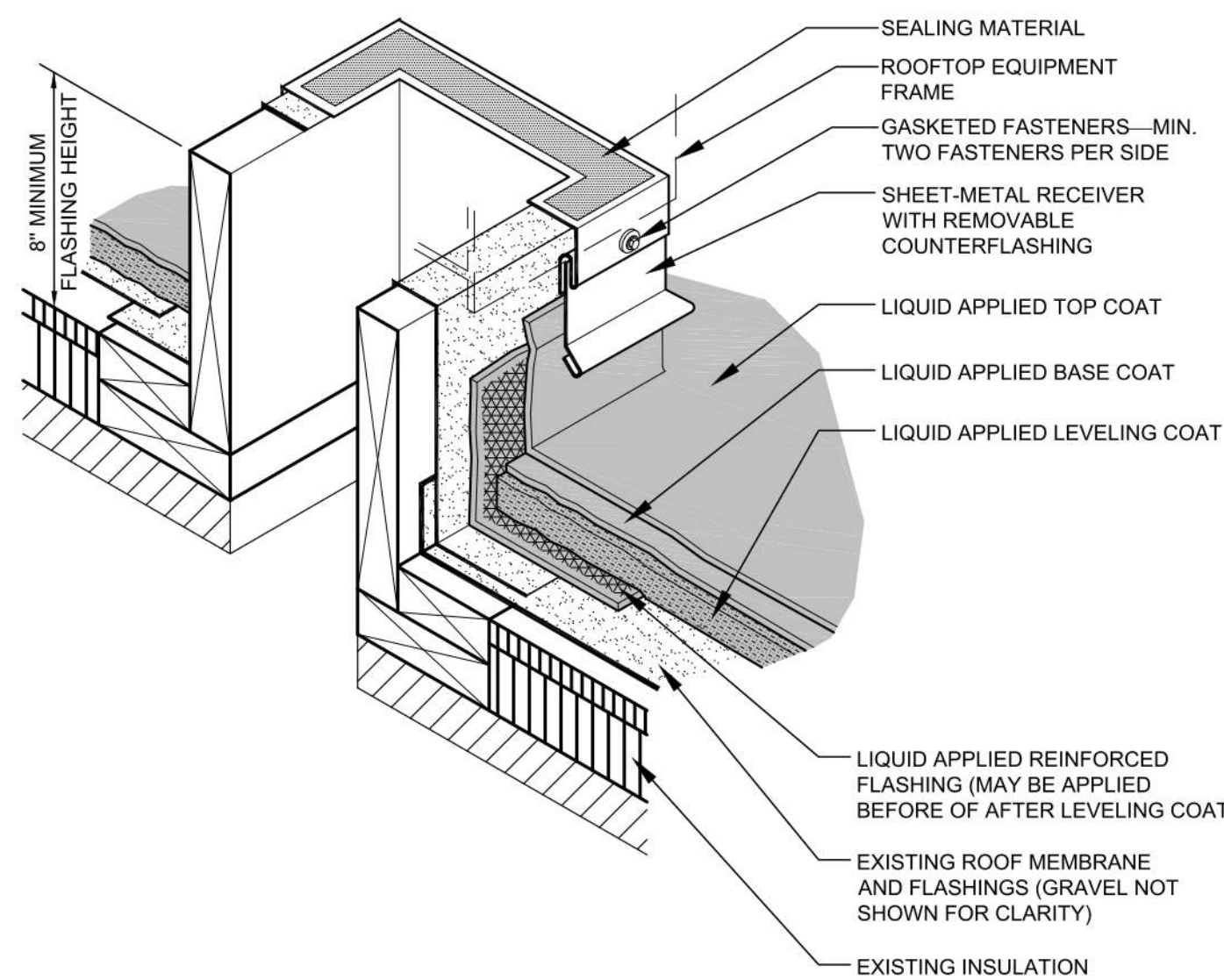
LIQUID APPLIED ROOF SYSTEM @ EXIST. DUNNAGE

N.T.S. 8



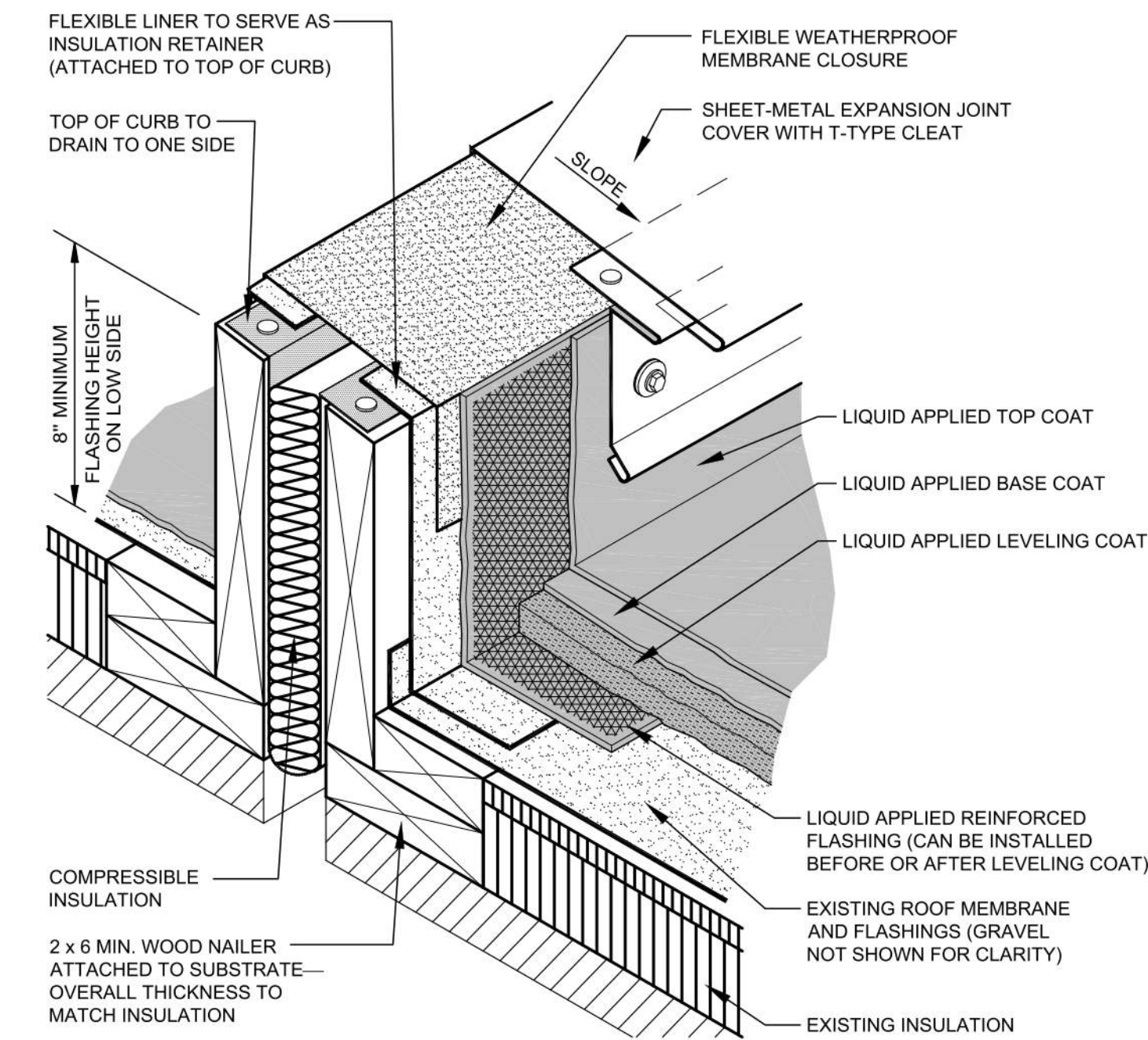
LIQUID APPLIED ROOF SYSTEM @ EXIST. EQUIPMENT SUPPORT

N.T.S. 7



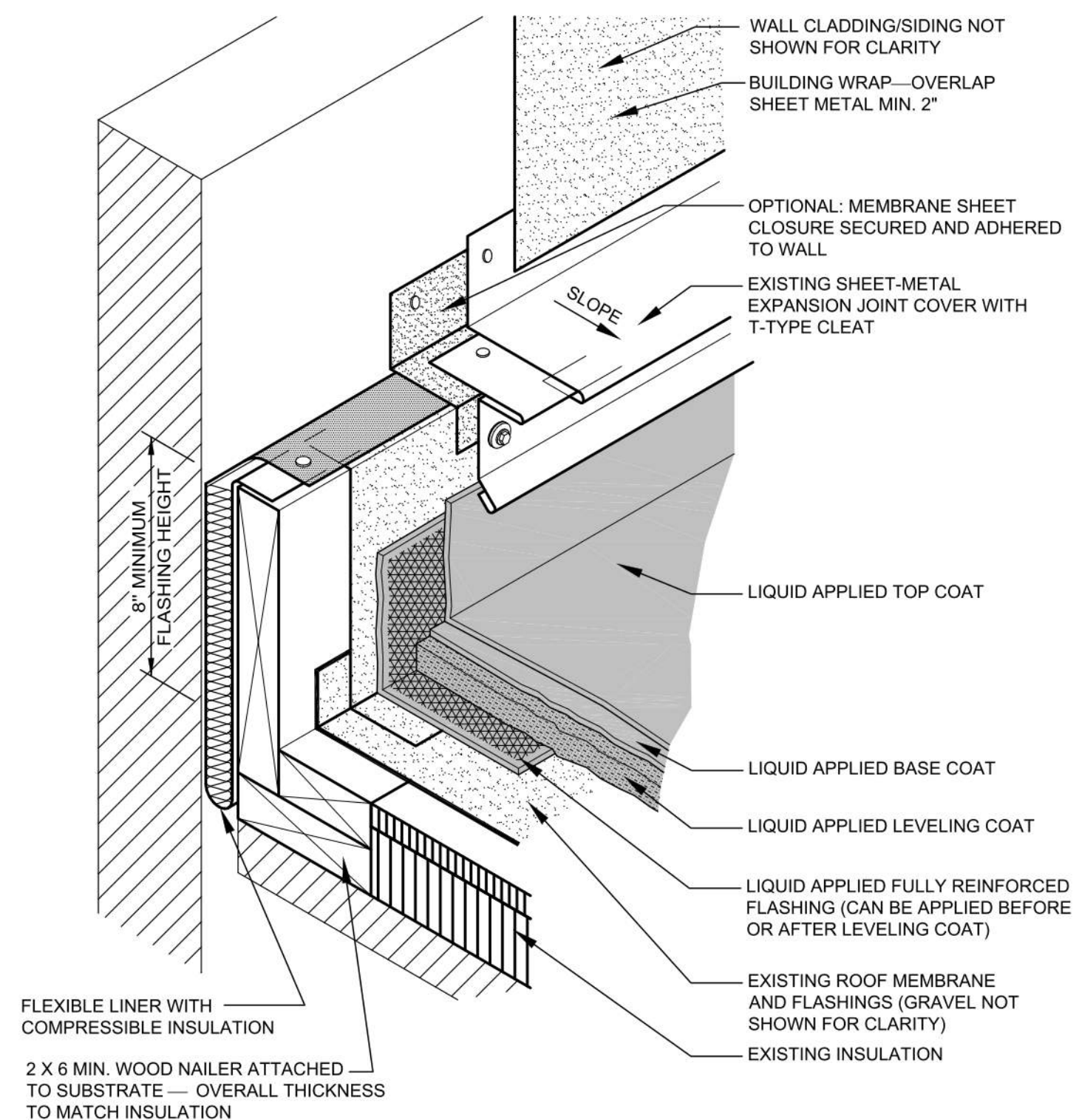
LIQUID APPLIED ROOF SYSTEM @ EXIST. CURB

N.T.S. 6



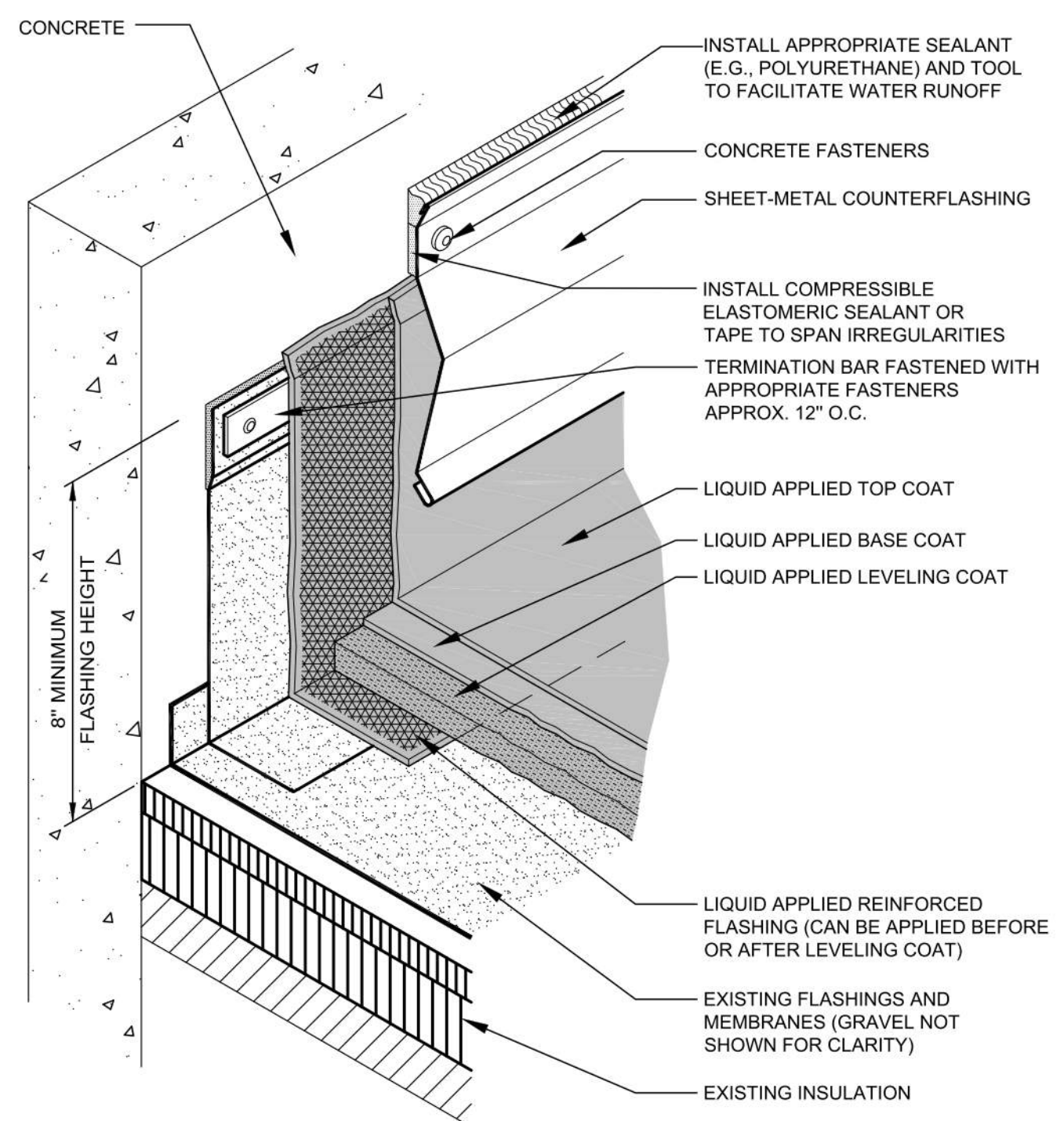
LIQUID APPLIED ROOF SYSTEM @ EXIST. EXPANSION JOINT

N.T.S. 5



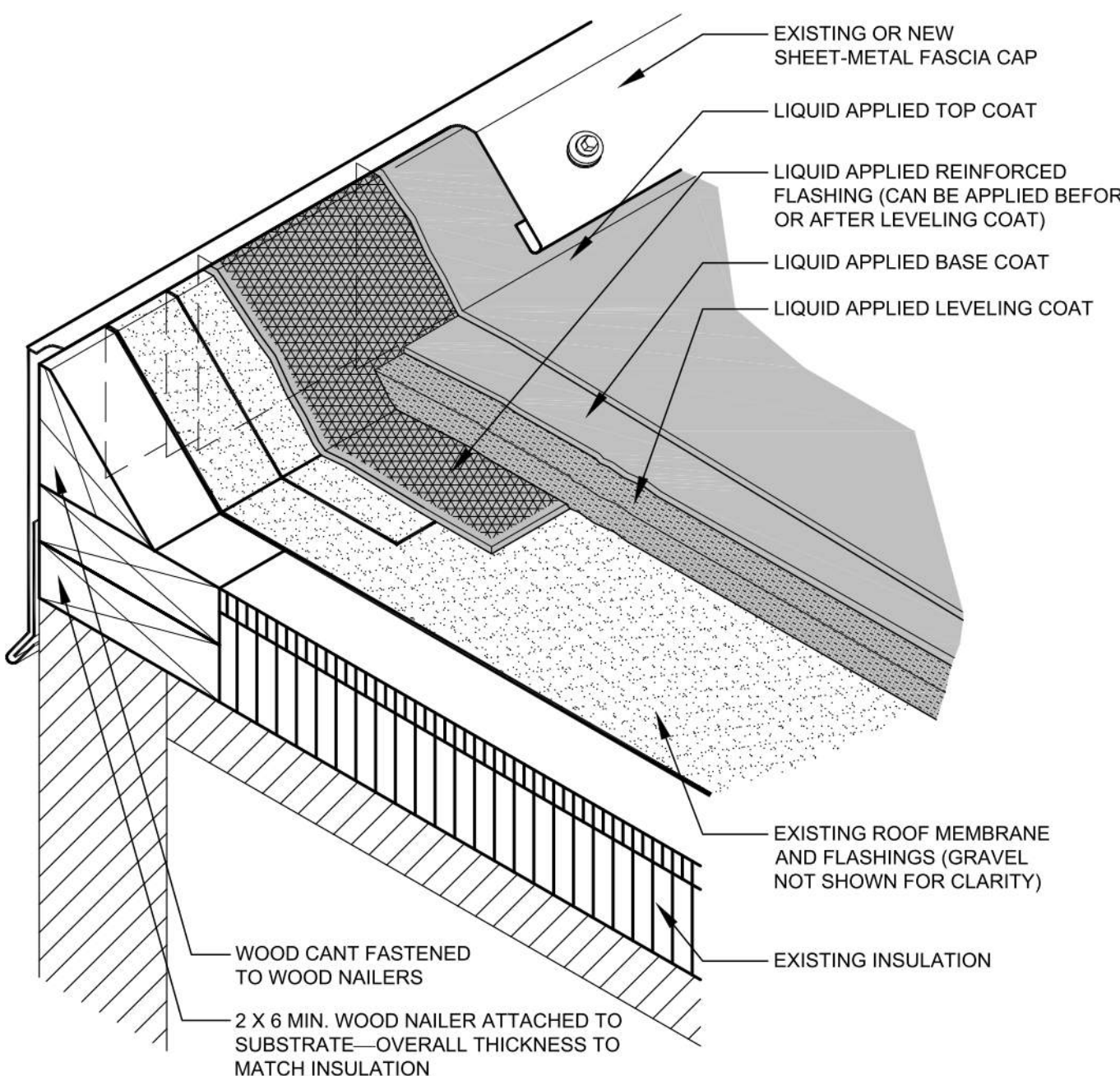
LIQUID APPLIED ROOF SYSTEM @ EXIST. ROOF TO WALL

N.T.S. 4



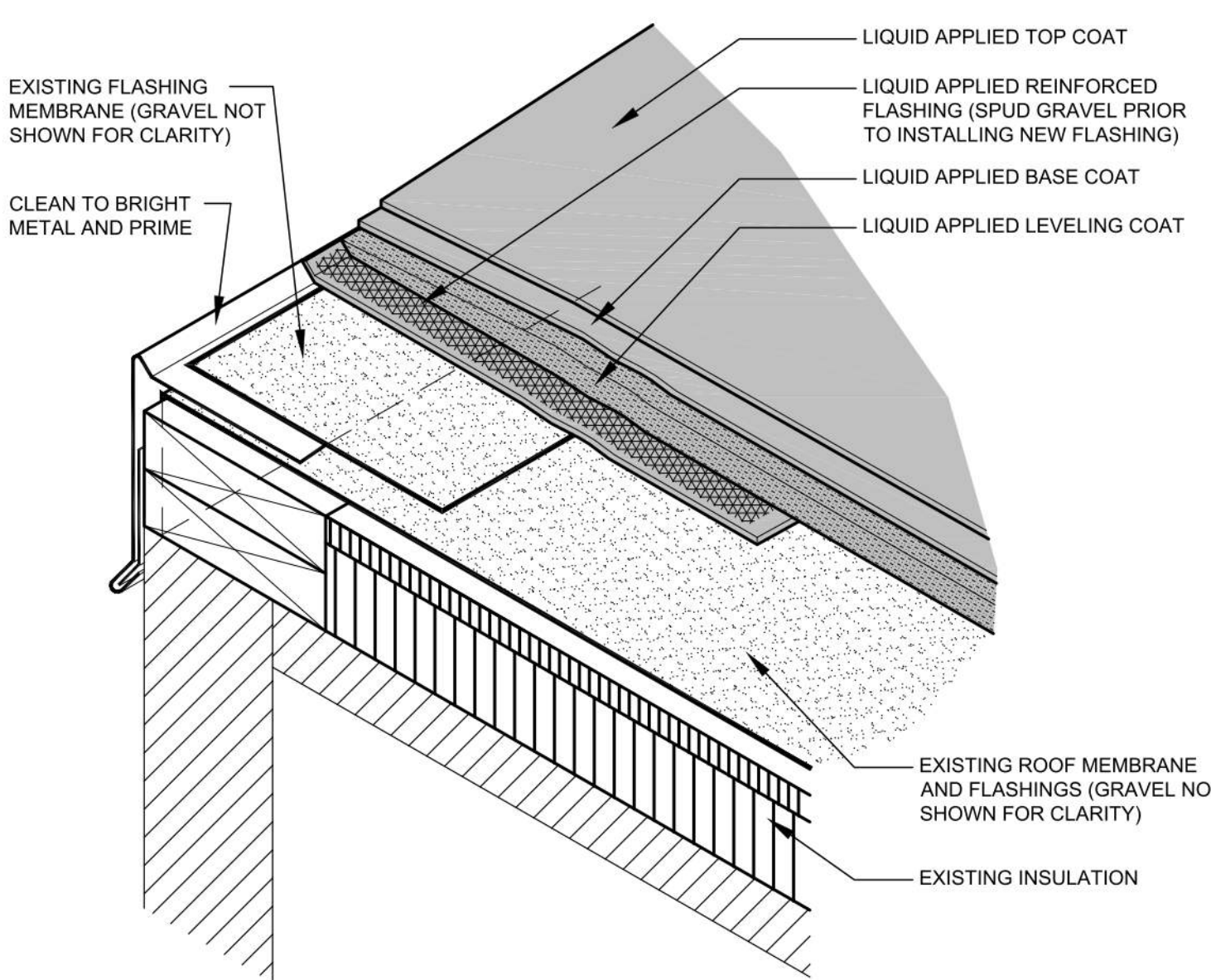
LIQUID APPLIED ROOF SYSTEM @ EXIST. COUNTERFLASHING

N.T.S. 3



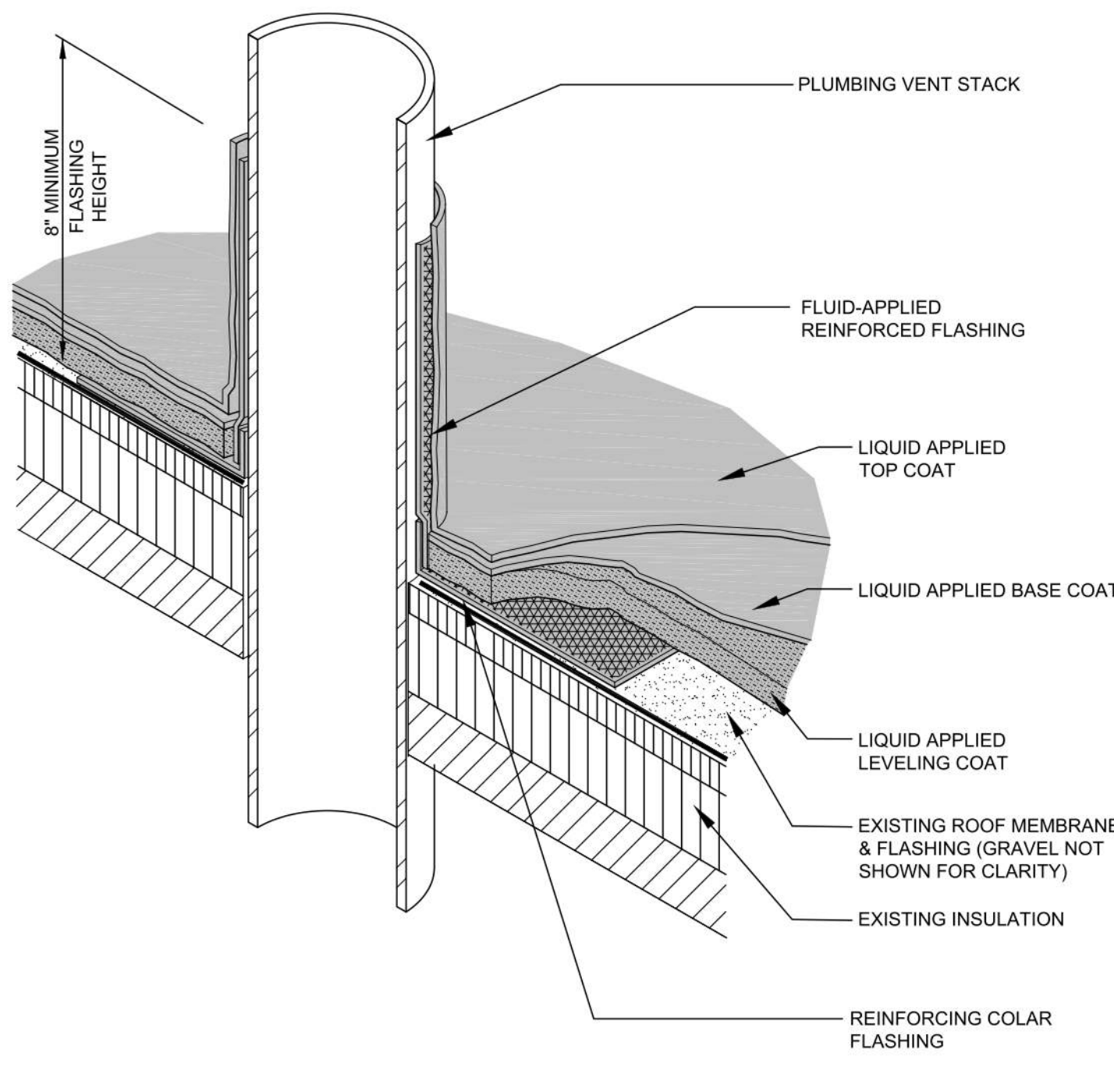
LIQUID APPLIED ROOF SYSTEM @ EXIST. RAISED ROOF EDGE

N.T.S. 2



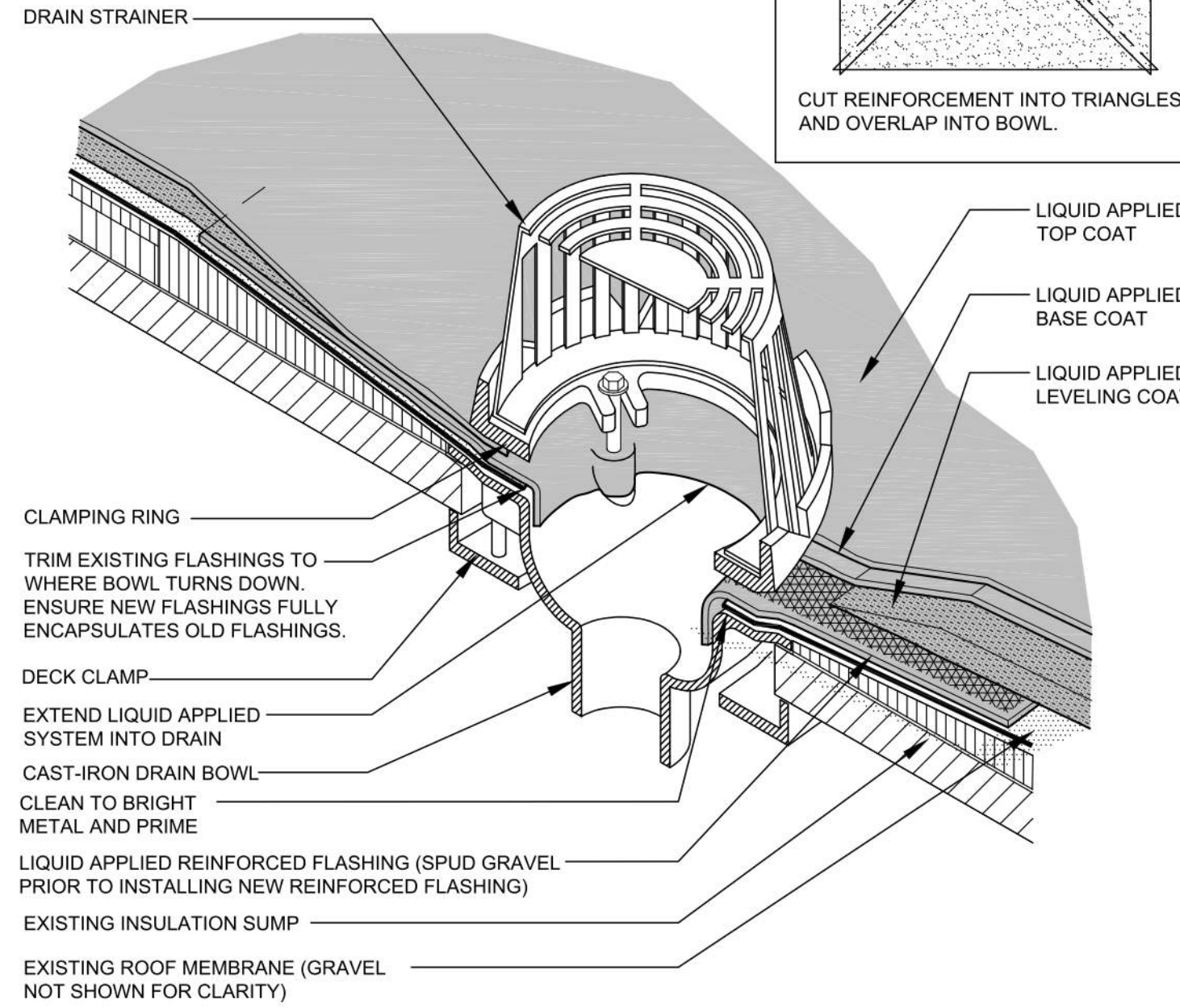
LIQUID APPLIED ROOF SYSTEM @ EXIST. ROOF EDGE

N.T.S. 1



LIQUID APPLIED ROOF SYSTEM @ EXIST. PIPE PENETRATION

N.T.S. 10



LIQUID APPLIED ROOF SYSTEM @ EXIST. ROOF DRAIN

N.T.S. 9

ARCHITECT

ksqdesign

NEW YORK OKLAHOMA

KSQ Design
215 W 40th Street 15th Floor
New York, NY 10054
646.435.0660 office
www.ksqdesign.com

Owner

Nanuet Union Free School District
101 Church Street
Nanuet, NY 10954
845.627.9880
www.nanuetd.org

Structural Engineer

Clapper Structural Engineering
160 Partition Street
Saugerties, NY 12477
845.943.9801
www.clappersstructural.com

MEP Engineer

Sage Engineering Associates, LLP
9 Columbia Circle
Albany, NY 12203
518.453.6091
www.sageellp.com

Environmental Engineer

Quest Environmental Solutions
1376 Route 9
Wappingers Falls, NY 12590
845.296.6251
www.qualityenv.com

Construction Manager

Jacobs
One Penn Plaza
24th Floor, Suite 2400
New York, NY 10119
646.806.6550
www.jacobs.com



NUFSD BOND PROJECTS PH 4 - NANUET HS

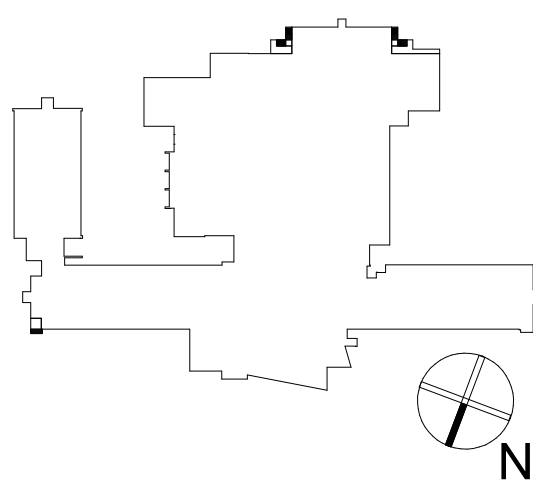
SED#50-01-08-03-0-003-035 (NANUET HS)
SED#50-01-08-03-0-004-021 (BARR MS)
SED#50-01-08-03-0-001-025 (MILLER ES)

Nanuet High School
103 Church St
Nanuet, NY 10954

A MacArthur Barr Middle School
143 Church St
Nanuet, NY 10954

Miller Elementary School
50 Blauvelt Rd Unit 1
Nanuet, NY 10954

KEY PLAN



REVISIONS

No.	Description	Date
1	BID ADDENDUM #6	4/18/2024

ISSUED: ADDENDUM #6

DATE: 04/19/2024

SCALE: As indicated

SHEET NAME:
LIQUID-APPLIED
ROOFING OVER EXIST.
ROOF DETAILS
SHEET NUMBER:

HS-A523

☐ SED#50-01-08-03-0-003-036 (NANUET HS)
☐ SED#50-01-08-03-0-004-021 (BARR MS)
☒ SED#50-01-08-03-0-001-025 (MILLER FS)

Nanuet High School
103 Church St
Nanuet, NY 10954

A MacArthur Barr Middle School
143 Church St
Nanuet, NY 10954

Miller Elementary School
50 Blauvelt Rd Unit1
Nanuet, NY 10954

KEY PLAN

EXTERIOR EXISTING CONDITIONS PHOTOS A1
12" = 1'-0"

[illegible]

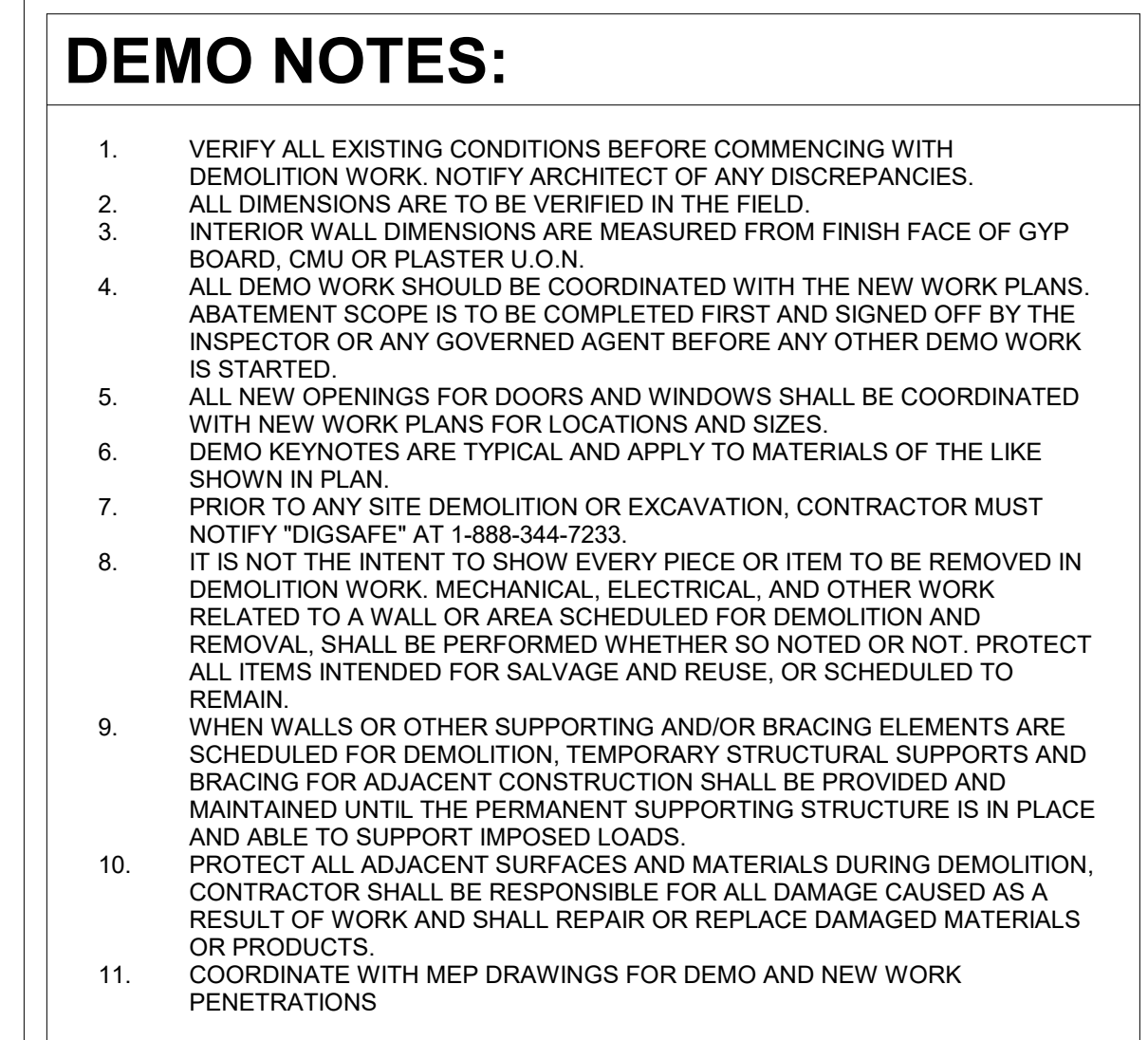
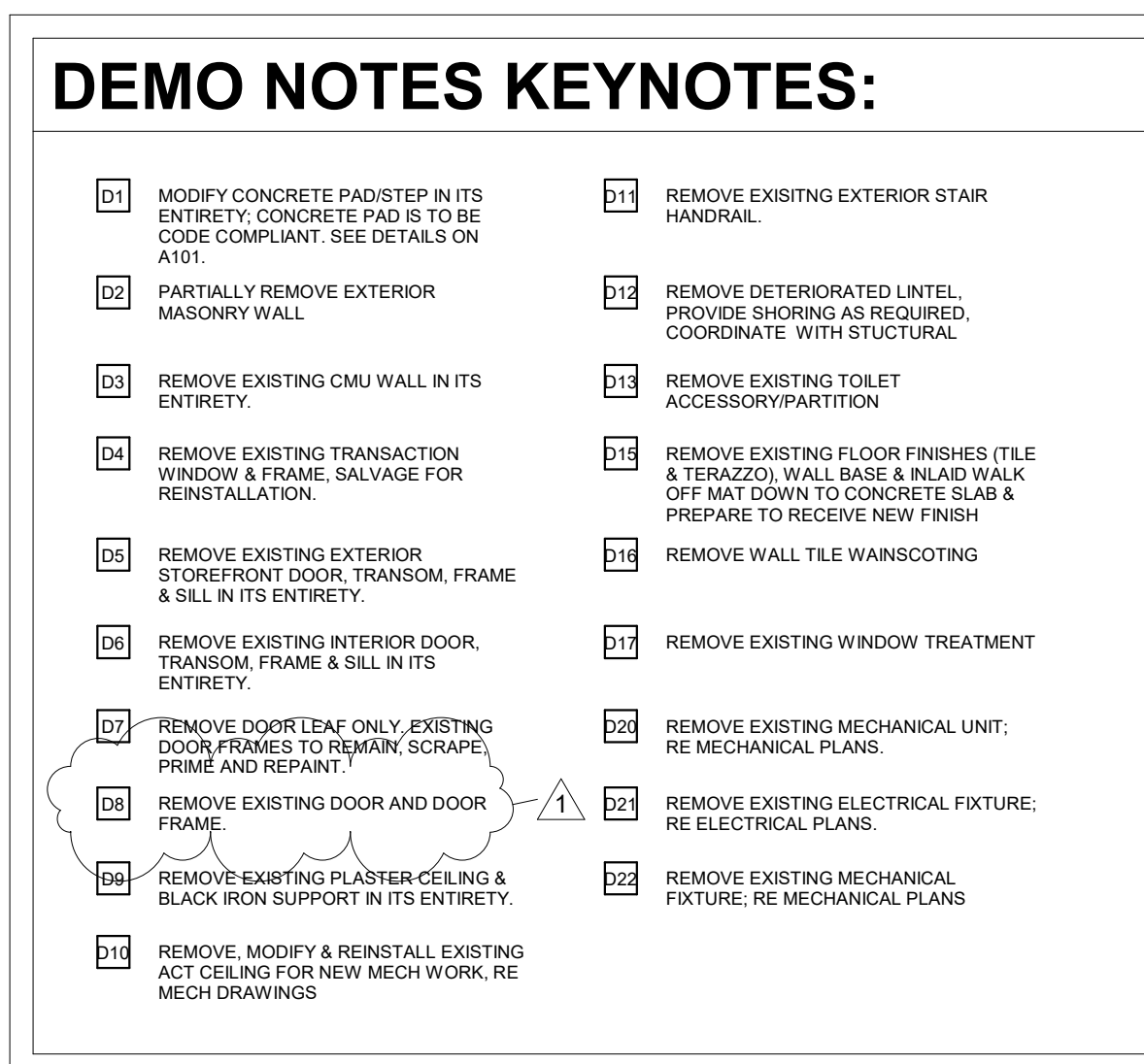
DATE: 2/6/2024

SHEET NAME:


REFERENCE PHOTOGRAPHS

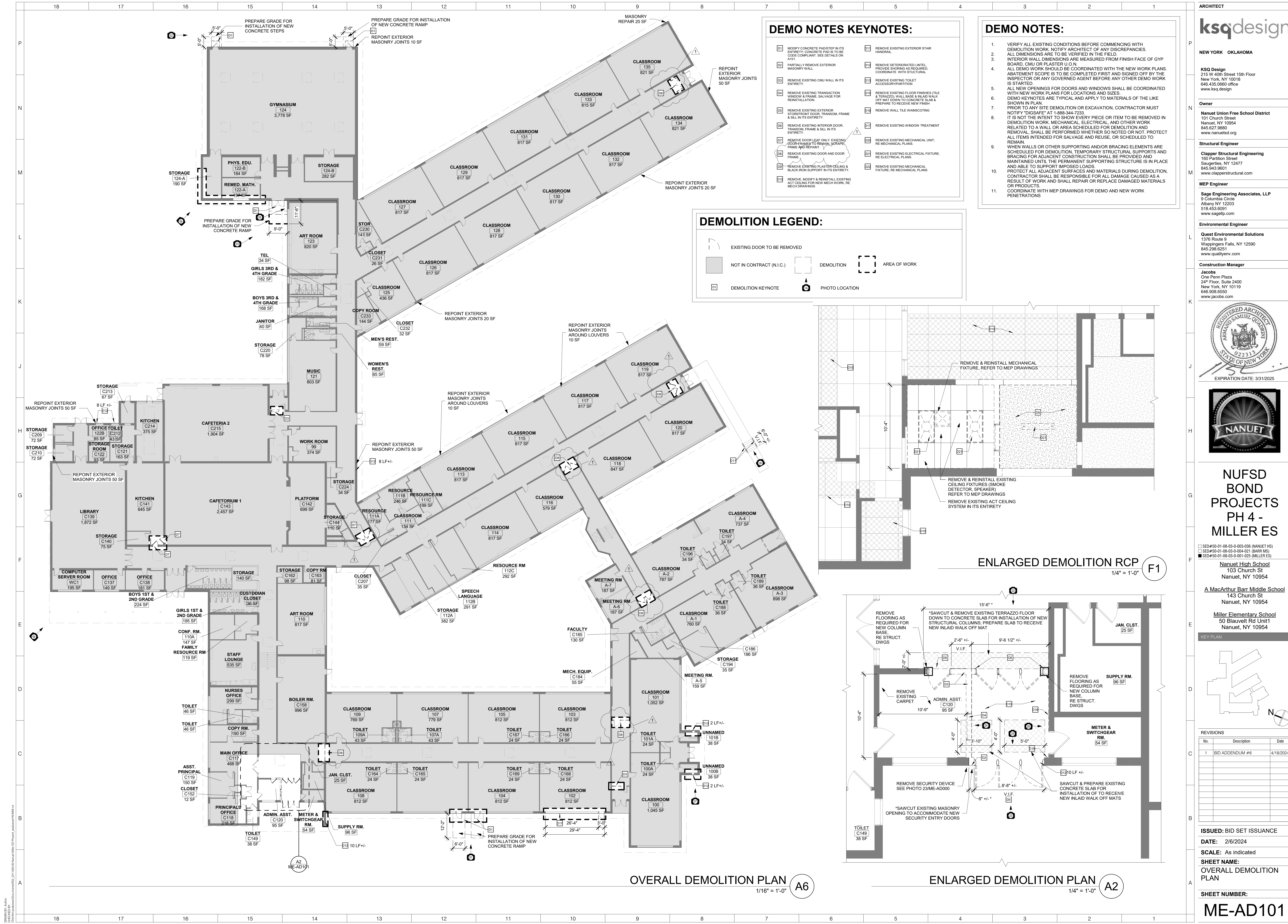
SHEET NUMBER:

ME-AD000



INTERIOR EXISTING CONDITIONS PHOTOS K8
12" = 1'-0"





ARCHITECT

ksqdesign

NEW YORK OKLAHOMA

KSQ Design
215 W 40th Street 15th Floor
New York, NY 10018
646.435.0660 office
www.ksqdesign.com

Owner

Nanuet Union Free School District
101 Church Street
Nanuet, NY 10954
845.627.9880
www.nanuetusd.org

Structural Engineer

Clapper Structural Engineering
160 Partition Street
Saugerties, NY 12477
845.943.9801
www.clapperstructural.com

MEP Engineer


Sage Engineering Associates, LLP
9 Columbia Circle
Albany, NY 12203
518.453.6091
www.sageellp.com

Environmental Engineer

Quest Environmental Solutions
1376 Route 9
Wappingers Falls, NY 12590
845.296.6251
www.qualityenv.com

Construction Manager

Jacobs
One Penn Plaza
24th Floor, Suite 2400
New York, NY 10119
646.806.6550
www.jacobs.com



NUFSD BOND PROJECTS PH 4 - MILLER ES


SED#50-01-08-03-0-003-036 (NANUET HS)
SED#50-01-08-03-0-004-021 (BARR MS)
SED#50-01-08-03-0-001-025 (MILLER ES)

Nanuet High School
103 Church St
Nanuet, NY 10954

A MacArthur Barr Middle School
143 Church St
Nanuet, NY 10954

Miller Elementary School
50 Blauvelt Rd Unit 1
Nanuet, NY 10954

KEY PLAN



REVISIONS		
No.	Description	Date
1	BID ADDENDUM #6	4/18/2024

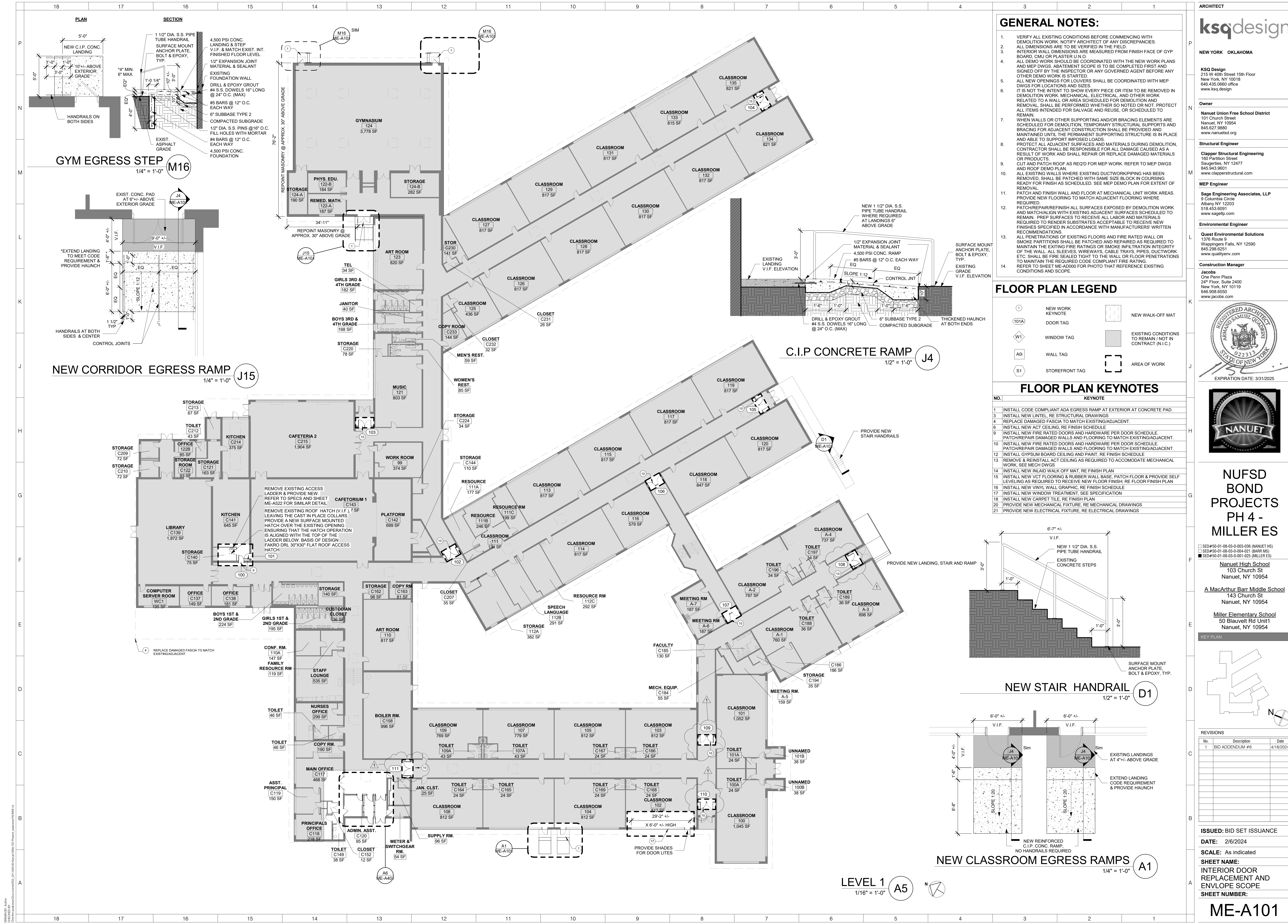
ISSUED: BID SET ISSUANCE
DATE: 2/6/2024

SCALE: As indicated

SHEET NAME:
OVERALL DEMOLITION
PLAN

SHEET NUMBER:

ME-AD101



ARCHITECT

ksqdesign

NEW YORK OKLAHOMA

KSQ Design
215 W 40th Street 15th Floor
New York, NY 10018
646.435.0660 office
www.ksqdesign.com

Owner
Nanuet Union Free School District
101 Church Street
Nanuet, NY 10954
845.627.9880
www.nanueted.org

Structural Engineer
Clapper Structural Engineering
160 Partition Street
Saugerties, NY 12477
845.943.9801
www.clapperstructural.com

MEP Engineer
Sage Engineering Associates, LLP
9 Columbia Circle
Albany, NY 12203
518.453.6091
www.sageellp.com

Environmental Engineer
Quest Environmental Solutions
1376 Route 9
Wappingers Falls, NY 12590
845.296.6251
www.qualityenv.com

Construction Manager
Jacobs
One Penn Plaza
24th Floor, Suite 2400
New York, NY 10119
646.806.6550
www.jacobs.com

REGISTERED ARCHITECT
ARKAN SAMUEL QUINN
022213
STATE OF NEW YORK
EXPIRATION DATE: 3/31/2025

NANUET

NUFSD BOND PROJECTS PH 4 - MILLER ES

SED#50-01-08-03-0-003-036 (NANUET HS)
SED#50-01-08-03-0-004-021 (BARR MS)
SED#50-01-08-03-0-001-025 (MILLER ES)

Nanuet High School
103 Church St
Nanuet, NY 10954

A MacArthur Barr Middle School
143 Church St
Nanuet, NY 10954

Miller Elementary School
50 Blauvelt Rd Unit 1
Nanuet, NY 10954

KEY PLAN

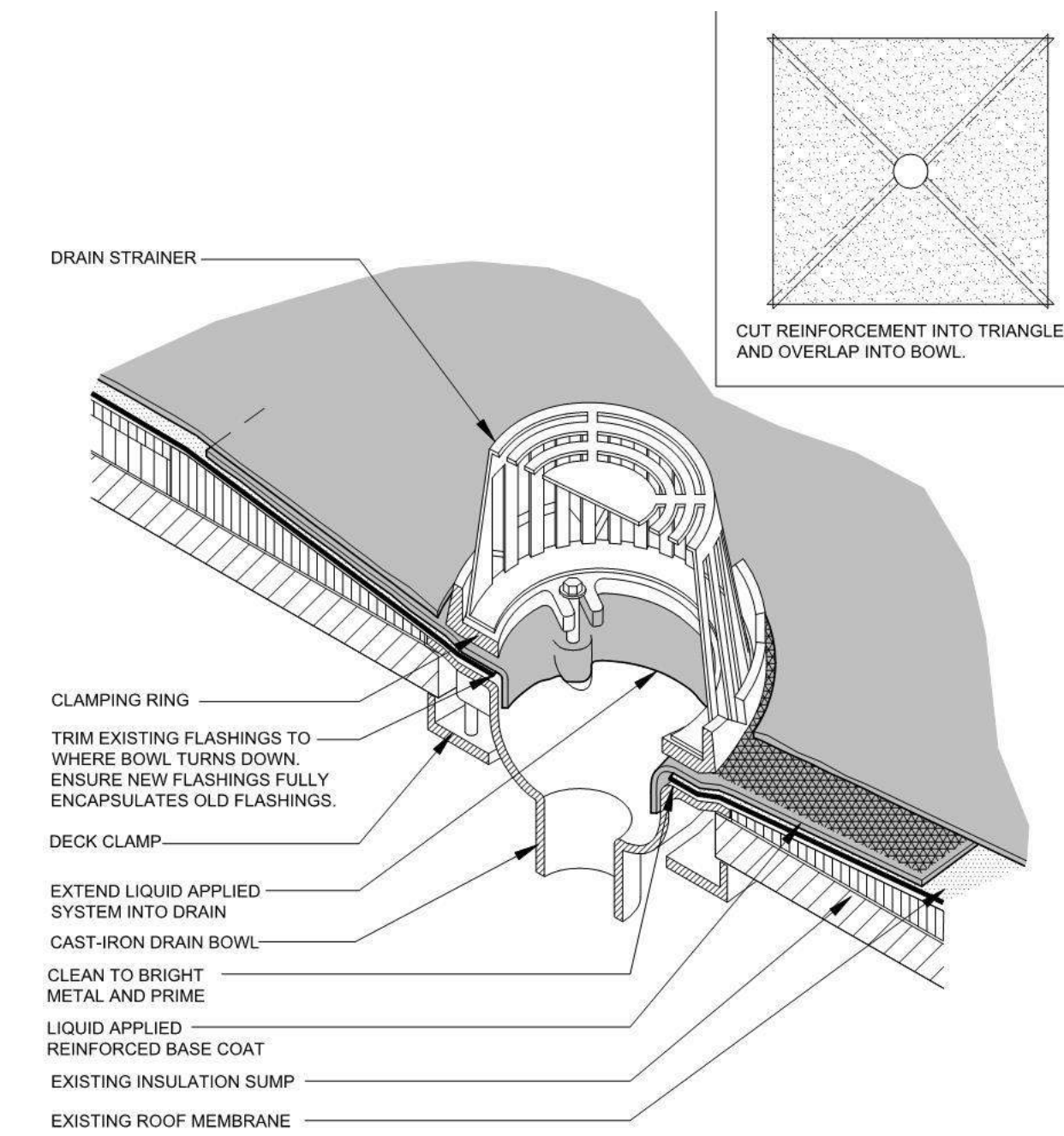
REVISIONS

No.	Description	Date
1	BID ADDENDUM #6	4/18/2024

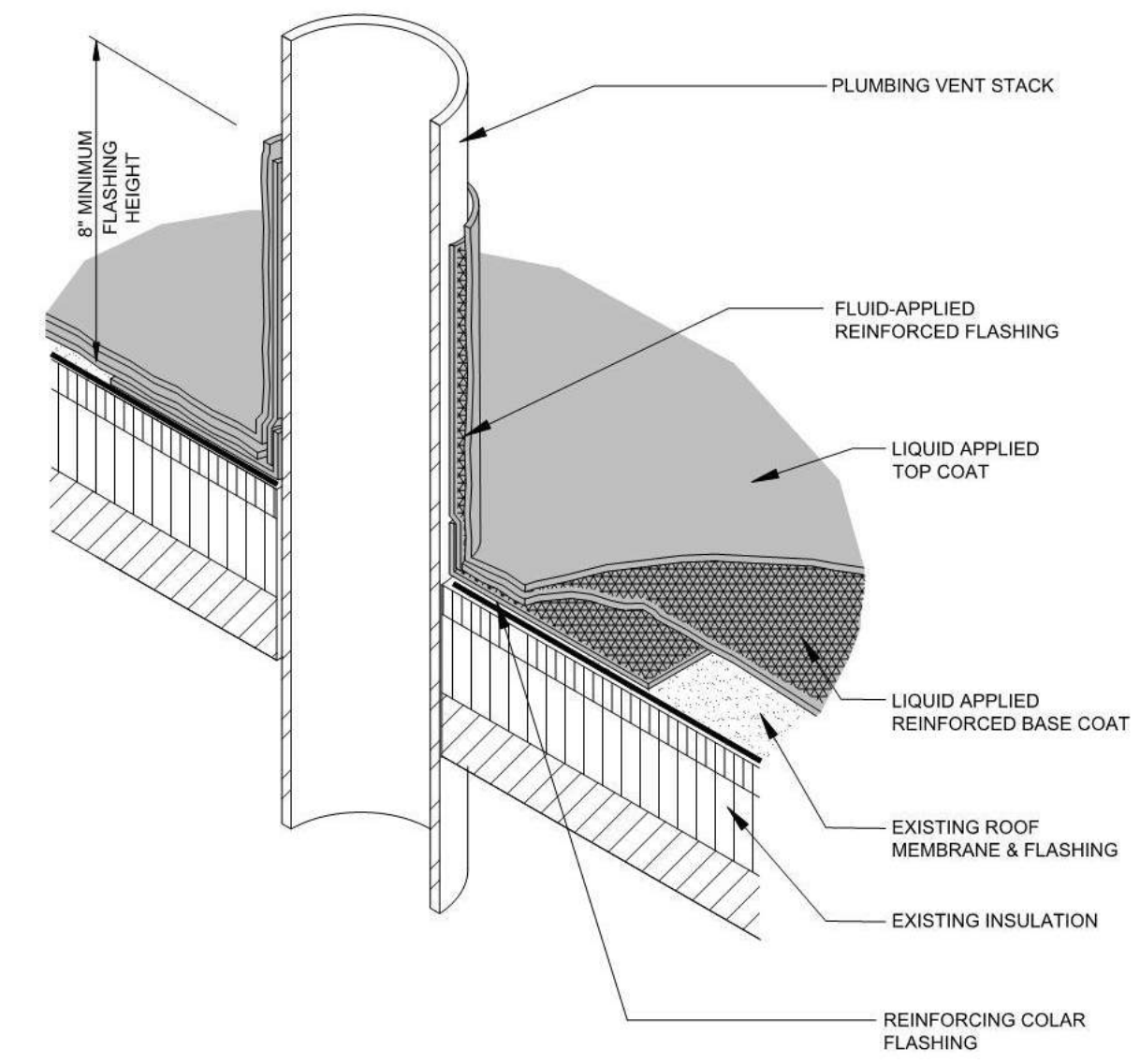
ISSUED: BID SET ISSUANCE
DATE: 2/6/2024
SCALE: As indicated
SHEET NAME: INTERIOR DOOR REPLACEMENT AND ENVELOPE SCOPE
SHEET NUMBER:

ME-A101

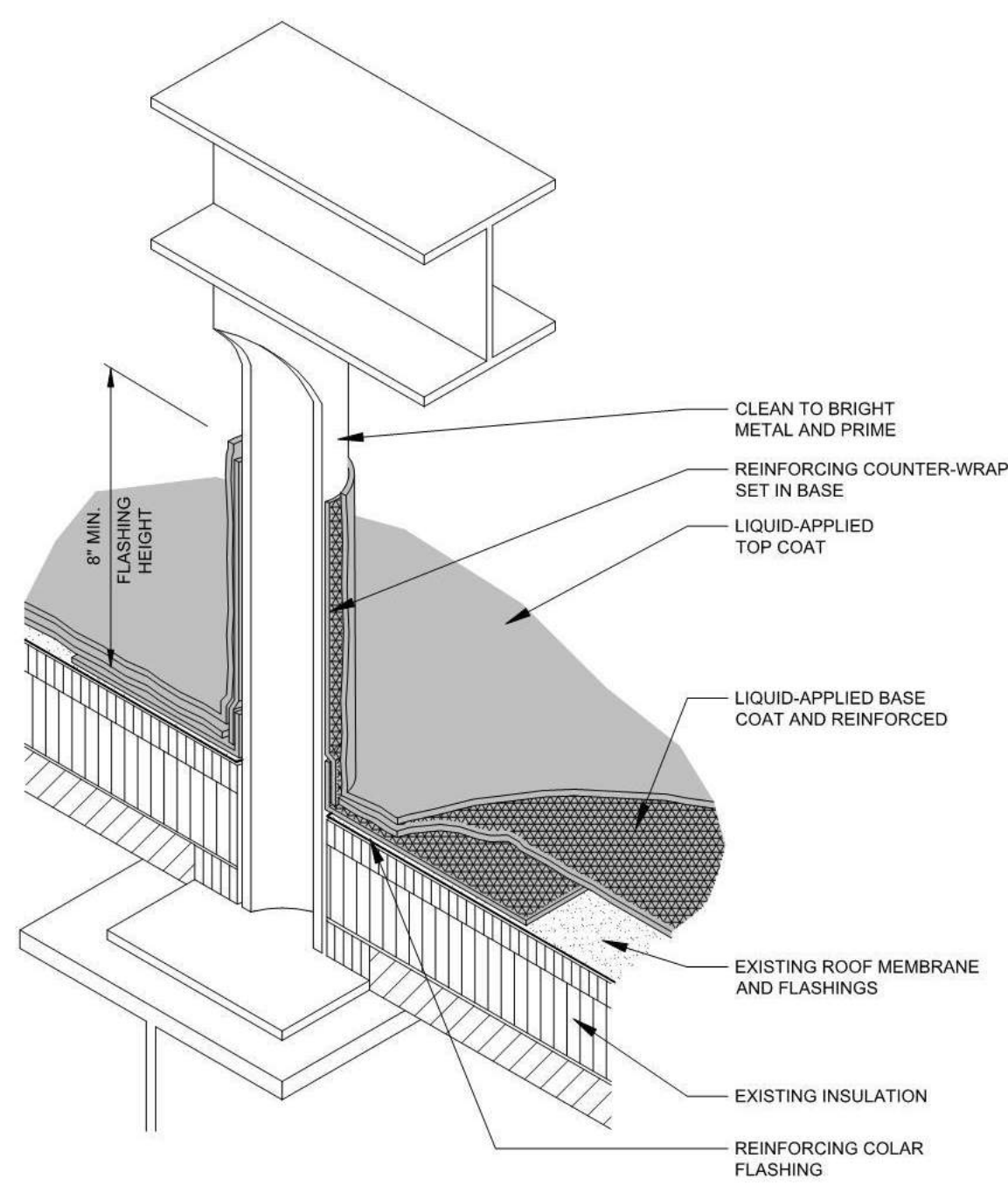
1. TREMCO-ALPHAGRADE IS THE BASIS OF DESIGN FOR THE FLUID-APPLIED ROOFING OVER THE EXISTING BUILT-UP MEMBRANE, BALLASTED ROOF
2. TREMCO-ALPHA GUARD BIO IS THE BASIS OF DESIGN FOR THE FLUID-APPLIED ROOFING OVER THE EXISTING SINGLE-PLY MEMBRANE, WHITE ROOF



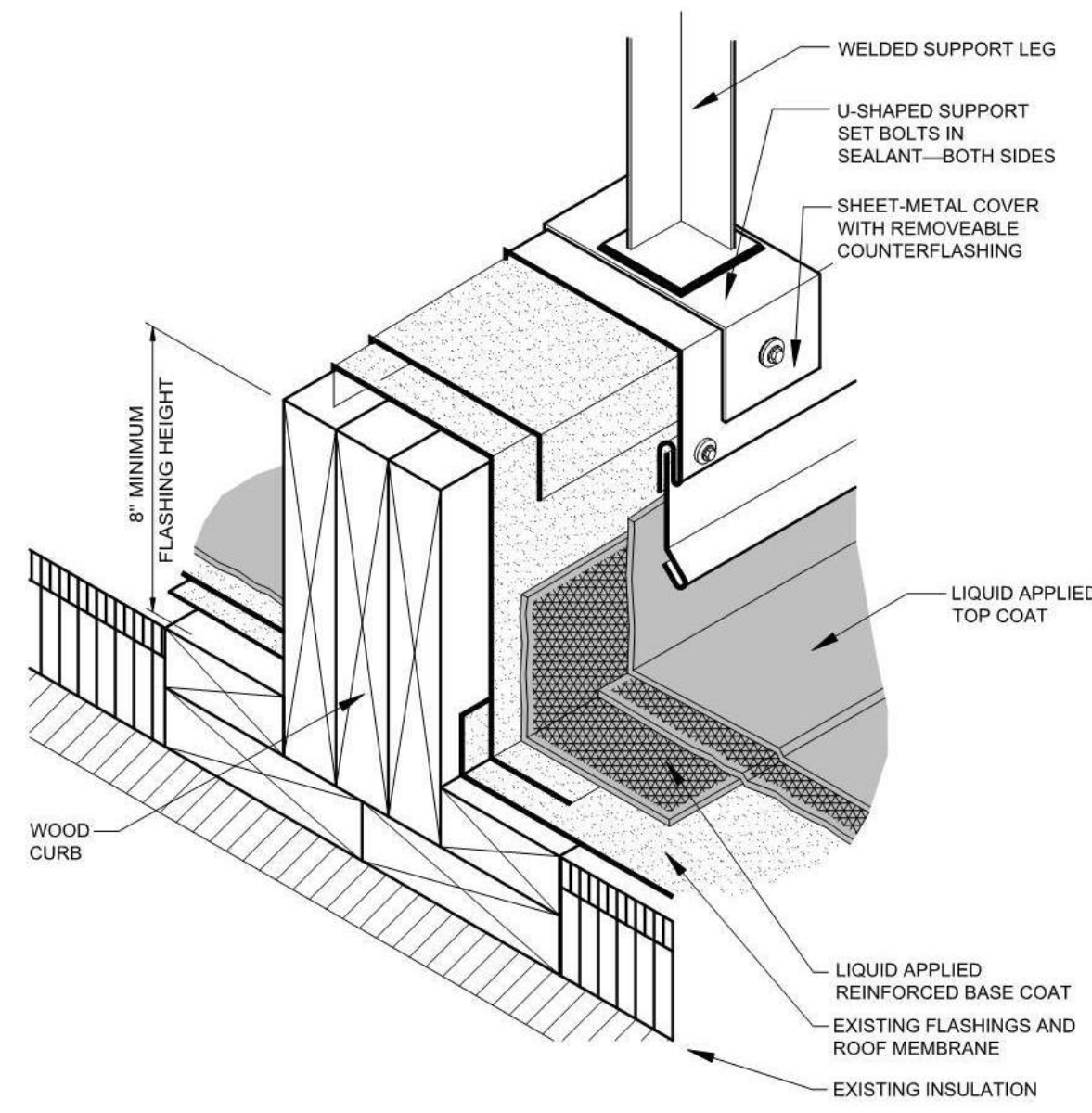
FLUID-APPLIED ROOFING OVER EXIST.
ROOF @ ROOF DRAIN



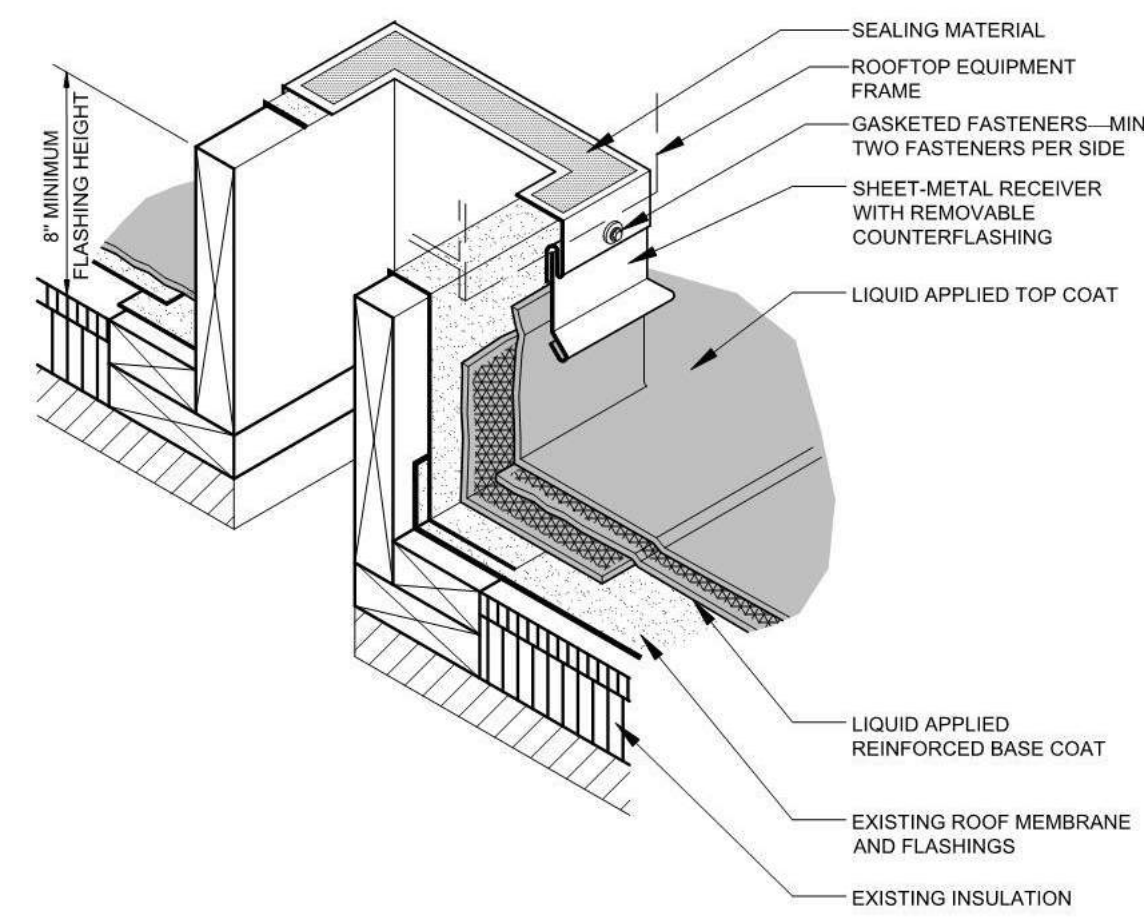
FLUID-APPLIED ROOFING OVER EXIST.
ROOF @ PIPE PENETRATION



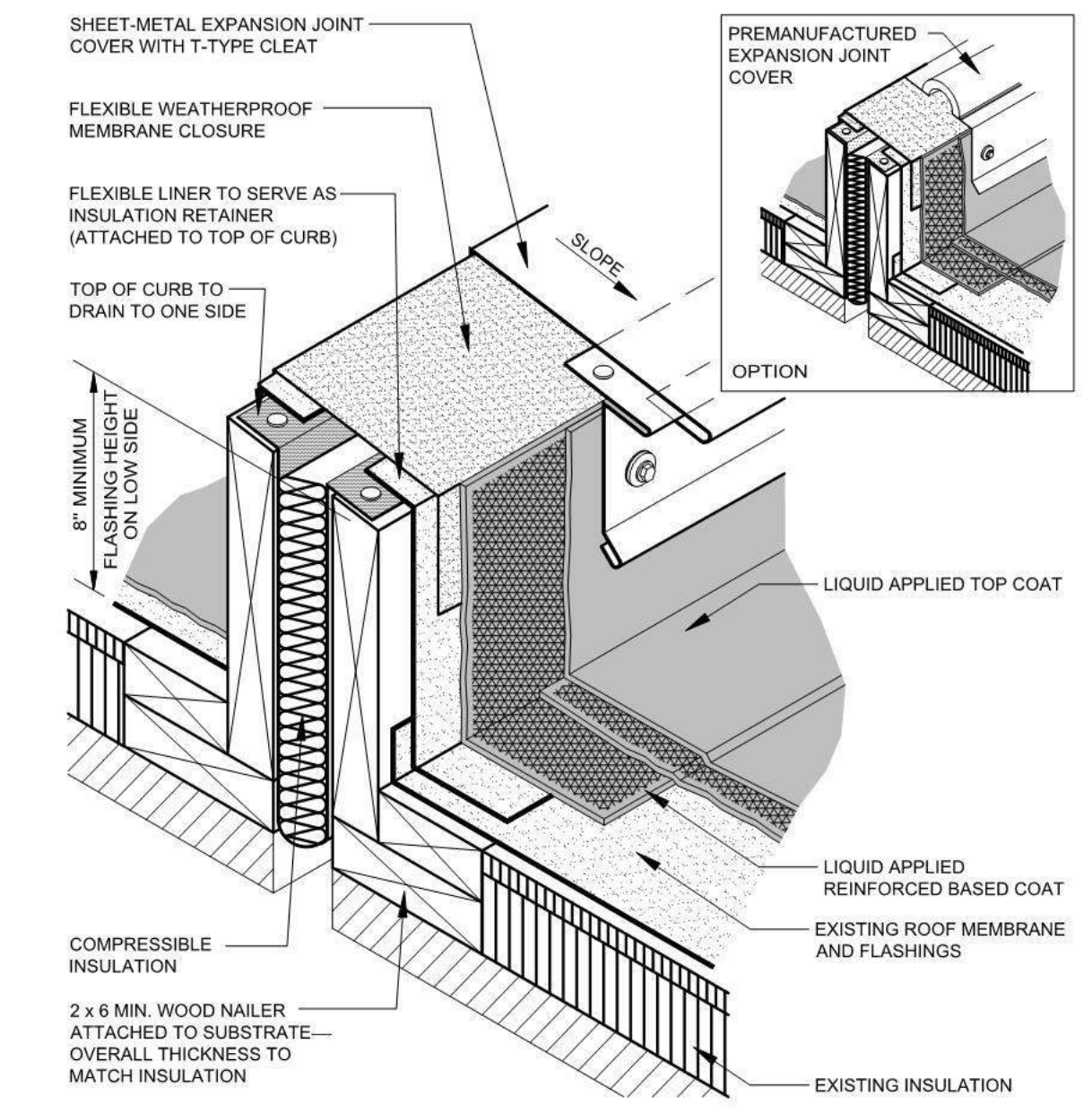
FLUID-APPLIED ROOFING OVER EXIST.
ROOF @ DUNNAGE



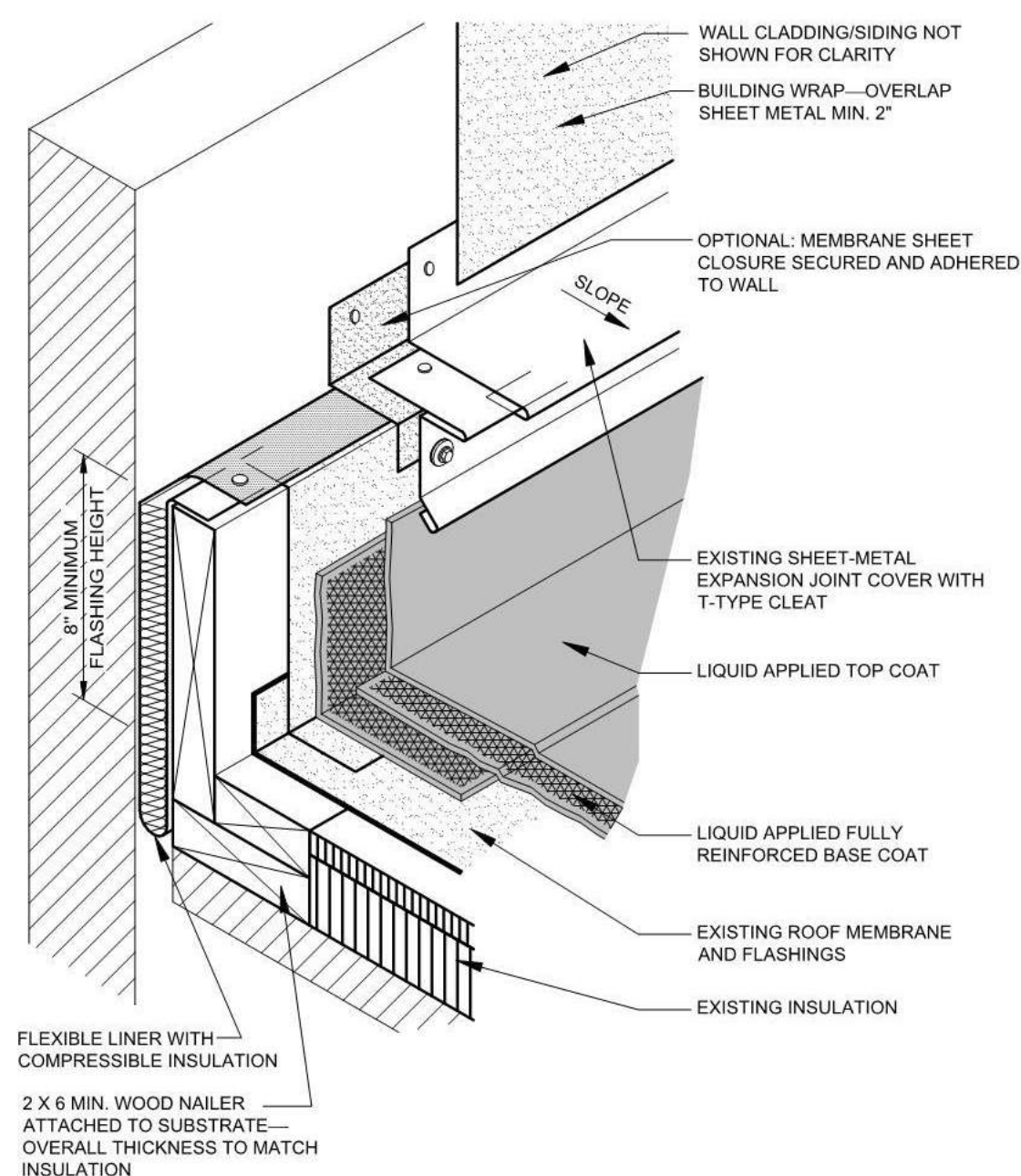
FLUID-APPLIED ROOFING OVER EXIST.
ROOF @ EQUIP. SUPPORT



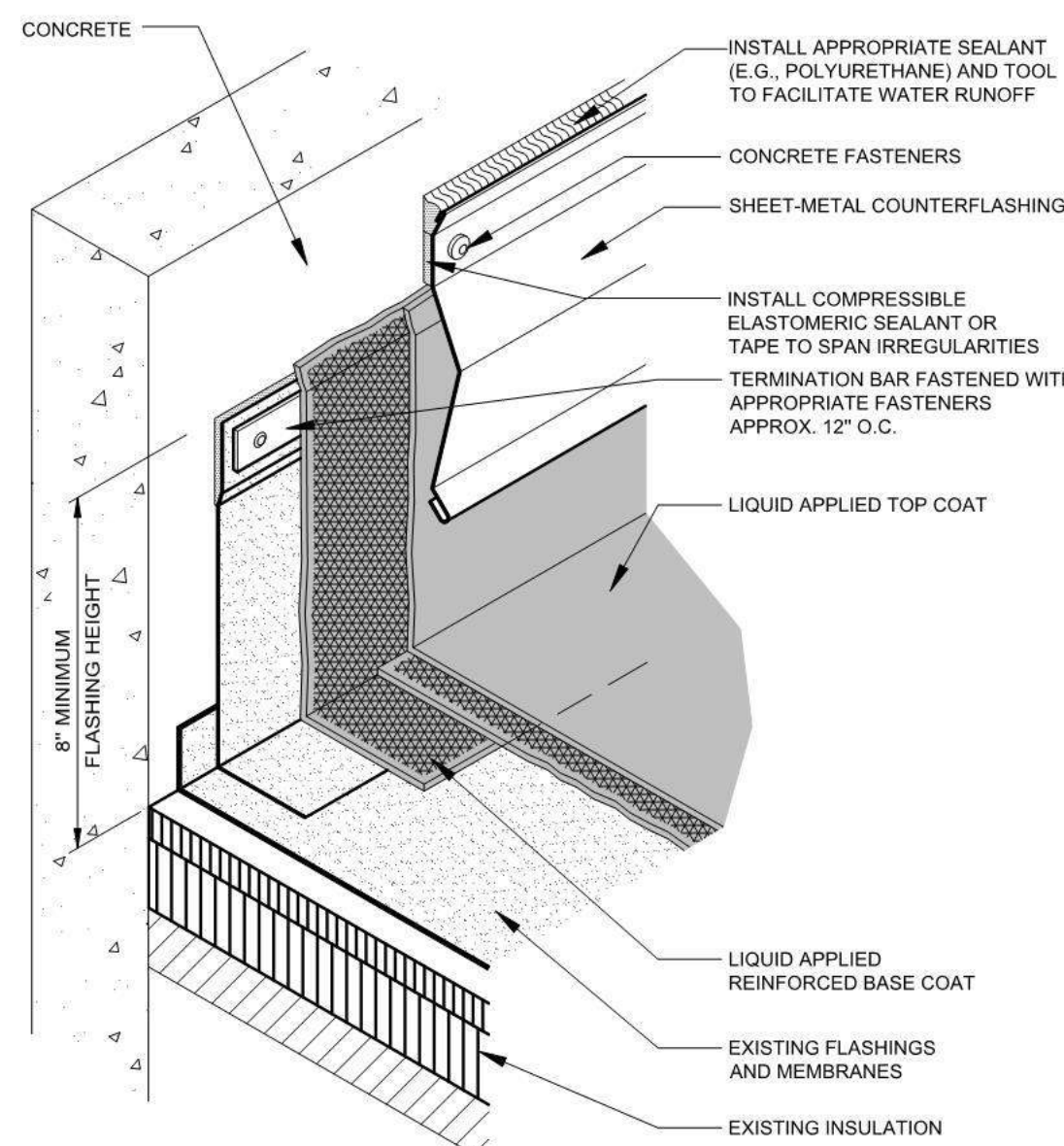
FLUID-APPLIED ROOFING OVER EXIST.
ROOF @ CURB



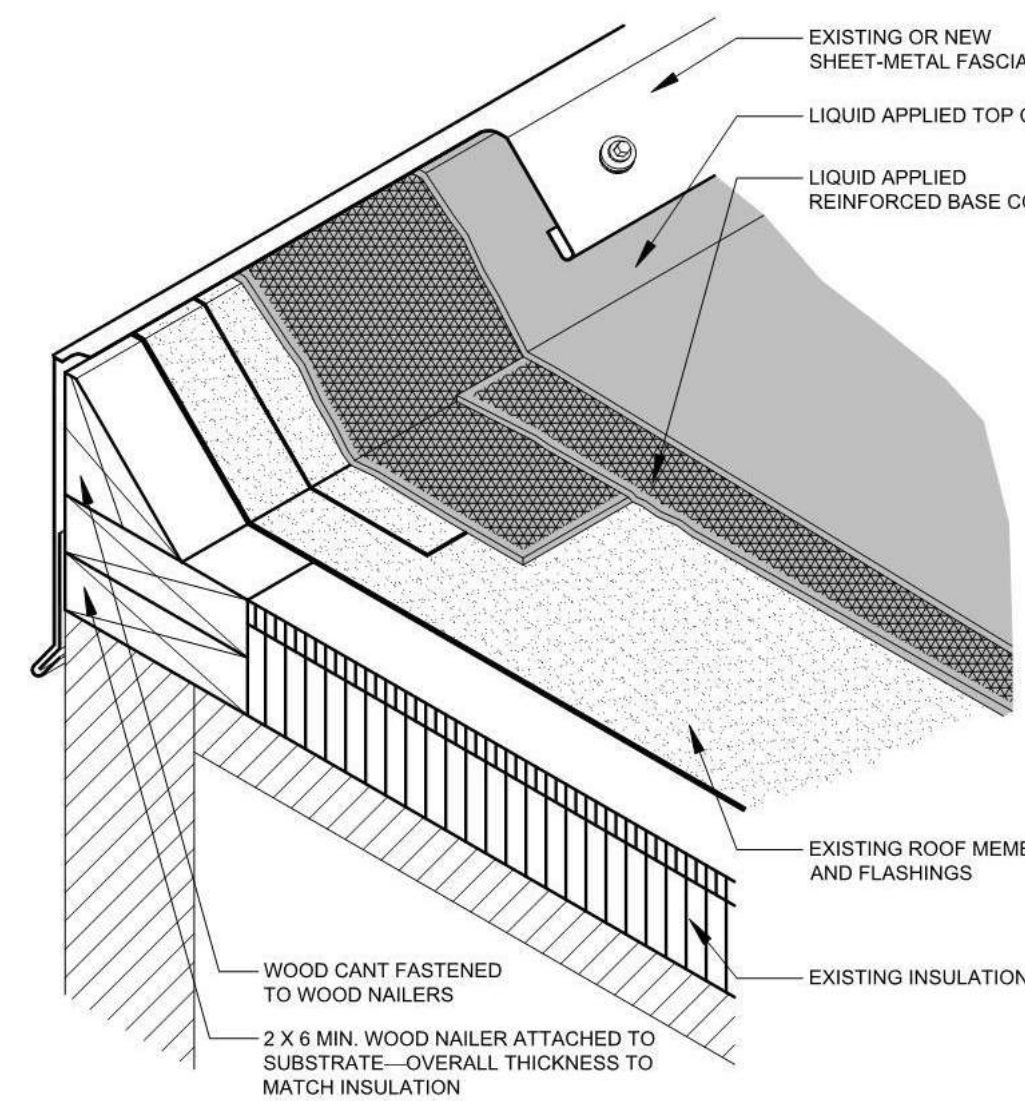
FLUID-APPLIED ROOFING OVER EXIST.
ROOF @ EXPANSION JOINT



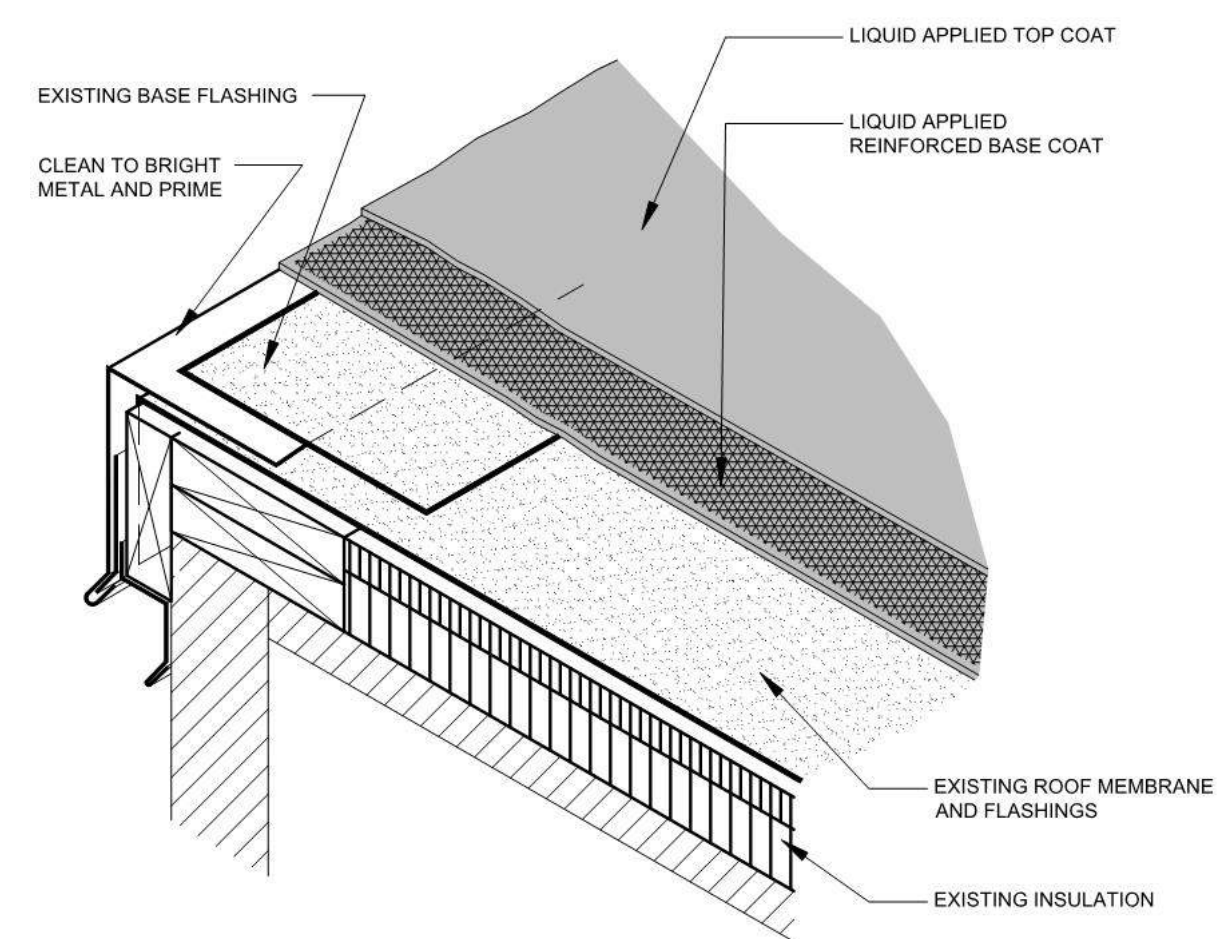
FLUID-APPLIED ROOFING OVER EXIST.
ROOF @ ROOF TO WALL



FLUID-APPLIED ROOFING OVER EXIST.
ROOF @ COUNTERFLASHING



FLUID-APPLIED ROOFING OVER EXIST.
ROOF @ RAISED ROOF EDGE / PARAPET



FLUID-APPLIED ROOFING OVER EXIST.
ROOF @ ROOF EDGE

N.T.S. A1

ET NUMBER:
MF-A521

PROGRESS SET FOR REVIEW ONLY

G1	45 MINUTE FIRE RATED, CLEAR LAMINATED, SAFETY GLASS - INTERIOR (U.O.N.)
G2	INSULATED GLASS WITH SECURITY FILM EXTERIOR (U.O.N)
G3	45 MINUTE FIRE RATED, CLEAR LAMINATED SAFETY GLASS WITH SECURITY FILM INTERIOR (U.O.N.)
G4	BALLISTIC GLASS - INTERIOR (U.O.N.)
G5	CLEAR LAMINATED SAFETY GLASS INTERIOR (U.O.N.)

MARK	ROOM NAME	PAIR	HARDWARE	TYPE	DOOR							FRAME							DETAIL			FIRE RATING	COMMENTS
					WIDTH	HEIGHT	THICK NESS	MATERIAL	GLASS TYPE	FINISH	TYPE	MATERIAL	FINISH	HEAD	JAMB	SILL							
100	KITCHEN	NO	05	2	2'-8"	7'-0"	1 3/4"	WD	G1	STAIN	A	HM	PT-3	H13	H13	E13	45	EXIST. CONDITION PHOTO 21 /ME-AD000					
101	CAFETERIUM 1	NO	05	2	2'-8"	7'-0"	1 3/4"	WD	G1	STAIN	A	HM	PT-3	H13	H13	E13	45						
102	CORRIDOR	YES	03-1	2	6'-6"	7'-0"	1 3/4"	WD	G1	STAIN	A	HM	PT-3	H13	H13	E13	45	EXIST. CONDITION PHOTO 20 /ME-AD000					
103	EXIT VESTIBULE	NO	06	3	3'-0"	7'-0"	1 3/4"	WD	G5	STAIN	B	HM	PT-3	H13	H13	E13	45	EXIST. CONDITION PHOTO 19 /ME-AD000					
104	EXIT VESTIBULE	NO	06	3	3'-0"	7'-0"	1 3/4"	WD	G5	STAIN	B	HM	PT-3	H13	H13	E13	45	EXIST. CONDITION PHOTO 18 /ME-AD000					
105	VESTIBULE	NO	06	3	3'-0"	7'-0"	1 3/4"	WD	G5	STAIN	B	HM	PT-3	H13	H13	E13	45	EXIST. CONDITION PHOTO 17 /ME-AD000					
106	BRIDGE CORRIDOR	NO	03-2	2	3'-0"	7'-0"	1 3/4"	WD	G3	STAIN	C	HM	PT-3	H13	H13	E13	45	EXIST. CONDITION PHOTO 16 /ME-AD000					
107	BRIDGE CORRIDOR	NO	03-2	2	3'-0"	7'-0"	1 3/4"	WD	G1	STAIN	C	HM	PT-3	H13	H13	E13	45	EXIST. CONDITION PHOTO 15 /ME-AD000					
108	VESTIBULE	YES	02	2	6'-0"	7'-0"	1 3/4"	WD	G3	STAIN	A	HM	PT-3	H13	H13	E13	45	EXIST. CONDITION PHOTO 14 /ME-AD000					
109	CORRIDOR	NO	03-2	2	3'-0"	7'-0"	1 3/4"	WD	G1	STAIN	A	HM	PT-3	H13	H13	E13	45	EXIST. CONDITION PHOTO 13 /ME-AD000					
110	EXIT VESTIBULE	NO	02	3	3'-0"	7'-0"	1 3/4"	WD	G5	STAIN	B	HM	PT-3	H13	H13	E13	45	EXIST. CONDITION PHOTO 12 /ME-AD000					
111	CORRIDOR	YES	03-1	2	7'-0"	7'-0"	1 3/4"	WD	G1	STAIN	A	HM	PT-3	H13	H13	E13	45	EXIST. CONDITION PHOTO 11 /ME-AD000					
112	ENTRY VESTIBULE	YES	CR01	3	5'-0"	7'-0"	1 3/4"	ALUM	G2	PRE-FIN.	S1	ALUM	PRE-FIN.	G5	F10	E5	45	BALLISTIC, EXIST. CONDITION PHOTO 23 /ME-AD000					
113	SECURED VESTIBULE	NO	CR02	3	5'-0"	7'-0"	1 3/4"	ALUM	G2	PRE-FIN.	S1	ALUM	PRE-FIN.	G5	F10	E5	45	BALLISTIC, EXIST. CONDITION PHOTO 23 /ME-AD000					
114	ENTRY VESTIBULE	NO	CR01-1	3	5'-0"	7'-0"	1 3/4"	ALUM	G3	STAIN	A	HM	PT-3	H13	H13	E13	45	EXIST. CONDITION PHOTO 22 /ME-AD000					
115	SECURED VESTIBULE	NO	CR02-1	3	5'-0"	7'-0"	1 3/4"	WD	G3	STAIN	A	HM	PT-3	H13	H13	E13	45	EXIST. CONDITION PHOTO 22 /ME-AD000					
116	ADMIN. ASST.	NO	05	2	2'-8"	7'-0"	1 3/4"	WD	G1	STAIN	A	HM	PT-3	H13	H13	E13	45						

- NOTES:
1. CONTRACTOR SHALL VERIFY IN FIELD ALL EXISTING CONDITIONS AND DIMENSIONS FOR EXISTING FRAMES, I.E HINGES, STRIKE LOCATION AND OPENINGS PRIOR TO FABRICATION
 2. HOLES IN EXISTING FRAMES LESS THAN 1/8" TO BE FILLED WITH FIRE RATED CAULK, STEEL SCREWS OR RIVETS. HOLES GREATER THAN 1/8" TO BE FILLED WITH STEEL SCREWS, RIVETS OR STEEL PLATING
MINIMUM OF 20 GAGE

