




## SHEET NOTES

- 206 ALUMINIUM STOREFRONT SYSTEM.  
401 CONCRETE PANEL PAINTED WITH MEDIUM TEXTURE PAINT  
402 CONCRETE PANEL JOINT, SEE PANEL DRAWINGS.  
406 TYPE 'B' 2-3/4" x 3/4" REVEAL.  
408 KNOCKOUT PANEL FOR FUTURE OPENING.  
411 ROOF LINE BEYOND.

## GLAZING LEGEND

- |   |  |
|---|--|
|  | <p><b>GL-01 - INSULATED GLAZING UNIT</b><br/>         1 INCH THICK WITH 1/4" THICK CLEAR LITES AND LOW-E COATING<br/>         (SEE ENERGY CALCULATIONS FOR REQUIREMENTS)<br/> <b>[ ENRUSE ENERGY CALCULATIONS INCLUDE SHGC AND VT VALUES ]</b></p> |
|  | <p><b>GL-02 - TEMPERED SAFETY GLAZING</b><br/>         TYPE GL-01 WITH TEMPERED SAFETY GLAZING</p>   |
|  | <p><b>GL-03 - SPANDREL GLAZING</b><br/>         TYPE GL-01 WITH SPANDREL GLAZING</p>   |

### ELEVATION NOTES

1. TOW = TOP OF CONCRETE + 1'-1/2" BLOCKING
2. EXTERIOR SIDE OF CONCRETE PANELS SHALL RECEIVE THE FOLLOWING:
  - ONE (1) COAT PRIMER AND ONE (1) COAT MEDIUM TEXTURE PAINT
  - WARRANTY: 10 YEARS
3. EXTERIOR HOLLOW METAL DOORS AND FRAMES SHALL BE FACTORY PRIMED AND RECEIVE TWO (2) COAT ALKID SEMI-GLOSS PAINT
4. DOWNSPOUT GUARDS SHALL RECEIVE TWO (2) COATS ALKID SEMI-GLOSS PAINT
5. COPINGS, SCUPPER BOXES, AND DOWNSPOUTS SHALL BE PAINTED TO MATCH ADJACENT WALL COLOR.