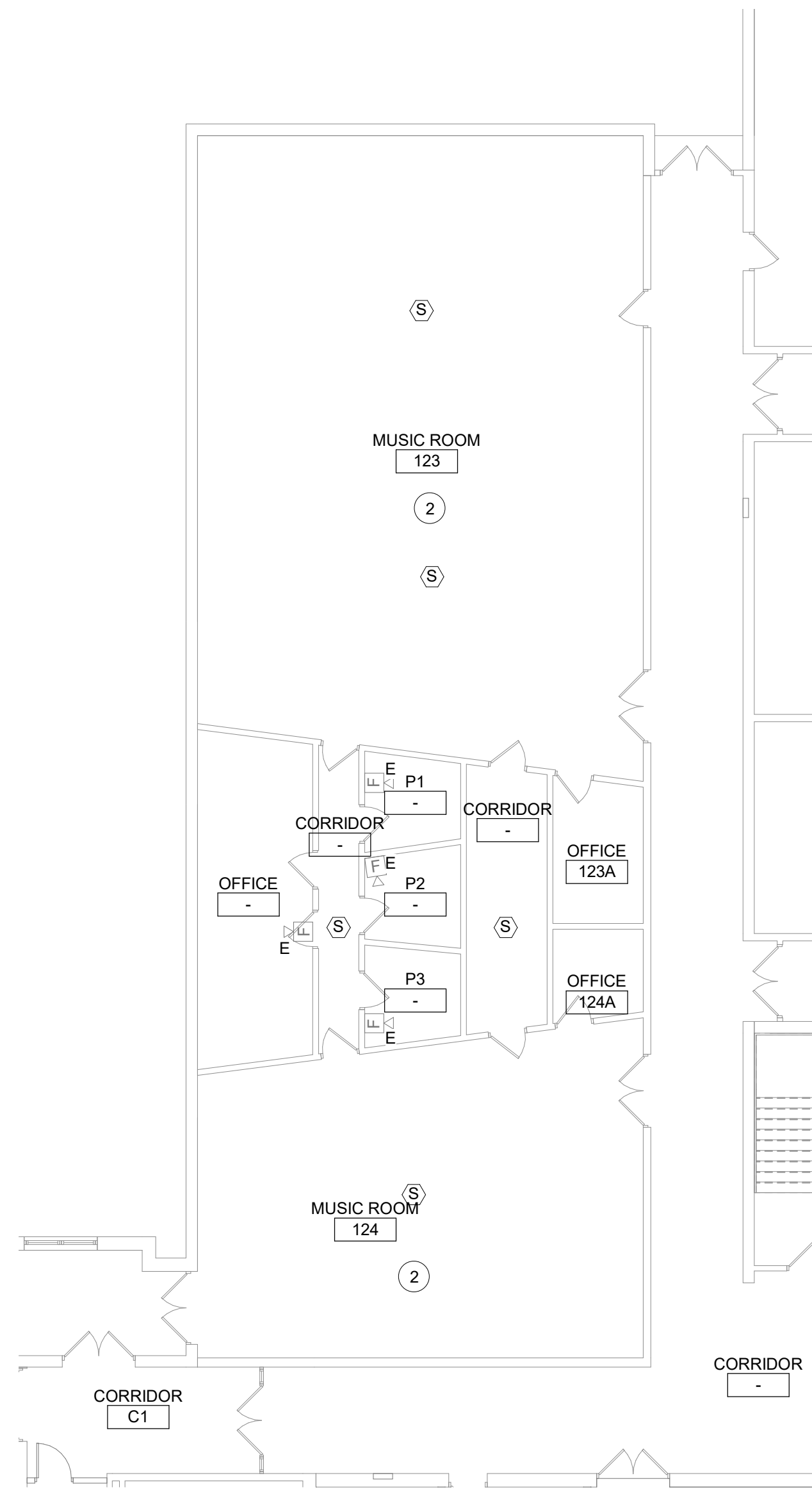
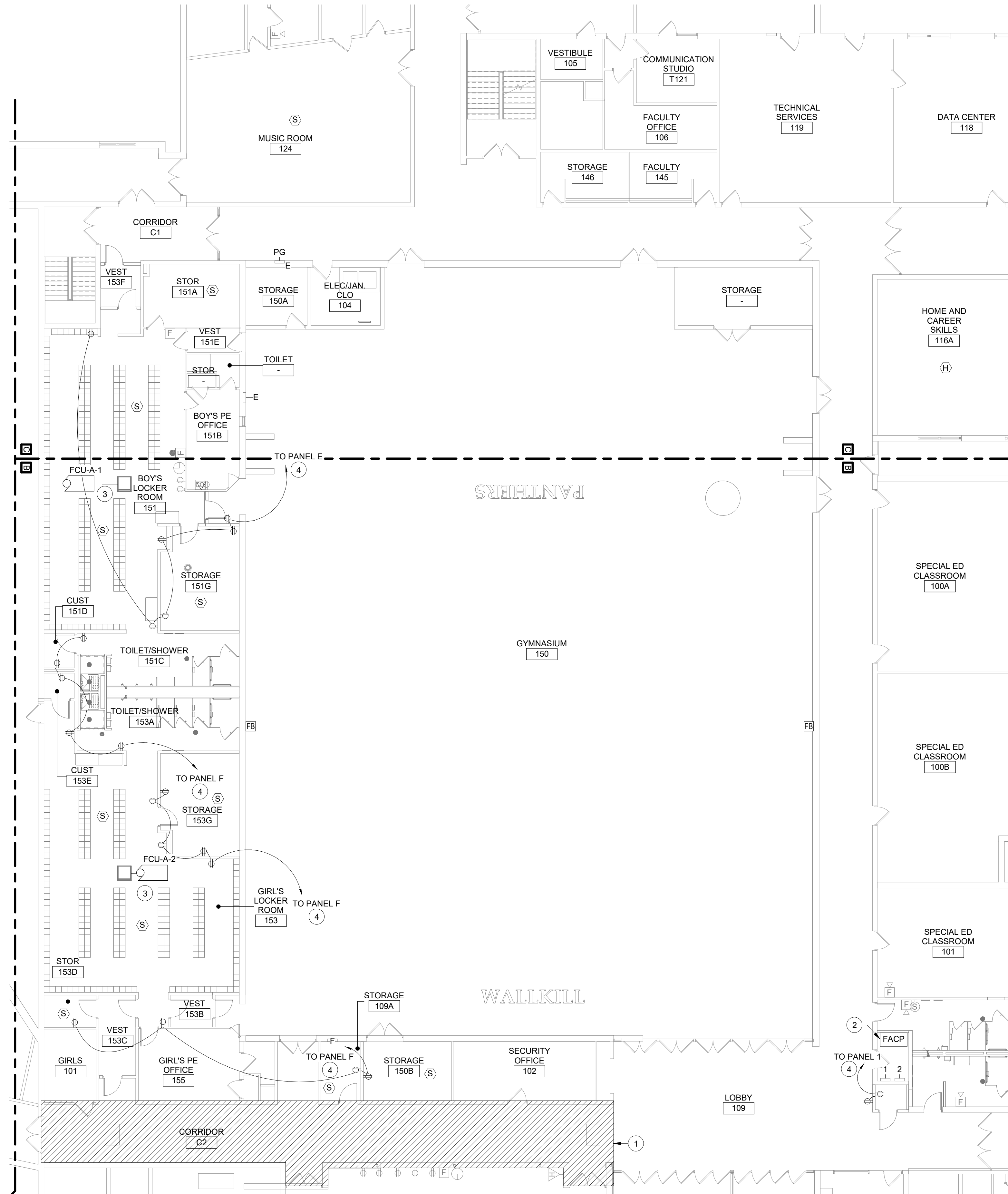


2 Basement Power Plan - Area B  
3/32" = 1'-0"



3 Partial First Floor Power Plan - Area C  
3/32" = 1'-0"



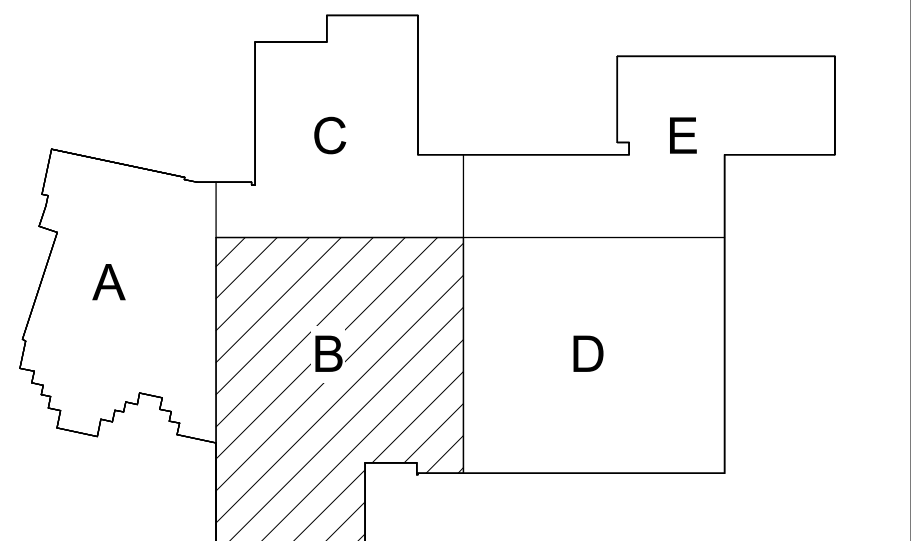
1 First Floor Power Plan - Area B  
3/32" = 1'-0"

**Keyed Notes:**

- 1 RE-CONNECT CEILING MOUNTED DEVICES MODIFY/EXTEND CIRCUITRY AS REQUIRED.
- 2 RE-CONNECT REINSTALLED STORED FIRE ALARM PANEL. FIRE ALARM CIRCUITRY. MODIFY/EXTEND CIRCUITRY AS REQUIRED. PROVIDE FUNCTIONAL TESTING IN ACCORDANCE WITH BUILDING FIRE ALARM VENDORS RECOMMENDATIONS.
- 3 PROVIDE (2)#12, (1)#12G IN 1/2" C. TO PANEL PG. PROVIDE 15A, 1P BREAKER IN PANEL PG. UPDATE PANEL SCHEDULE AS NECESSARY.
- 4 PROVIDE (2)#12, (1)#12G IN 1/2" C. TO PANEL INDICATED. UTILIZE EXISTING SPARE 20A BREAKER. UPDATE PANEL SCHEDULE AS NECESSARY.
- 5 REMOVE WALL MOUNTED DEVICES TO ACCOMODATE CEILING REPLACEMENT. PRESERVE AND REINSTALL DEVICES AFTER CEILING REPLACEMENT. EXTEND / MODIFY CIRCUITRY AS NECESSARY. COORDINATE ALL WORK WITH GENERAL CONTRACTOR.

**General Notes:**

- A. REFER TO DRAWING AE050 FOR GENERAL NOTES
- B. REFER TO AE600 PANEL BOARD SCHEDULES FOR ADDITIONAL INFORMATION



Key Plan  
N.T.S.

S.E.D. Control No. 62-18-01-06-0-007-019

Rev. No.: Date: Description:



complex world  
CLEAR SOLUTIONS

Tetra Tech Engineers, Architects  
& Landscape Architects, P.C.



Wallkill Central School District  
Wallkill, New York

Reconstruction to:  
Wallkill Senior High School

Partial Basement and First Floor Power  
Plans - Areas B and C

Drawn By: GLK/ded	Date: 06/30/2023	Drawing Number:  <b>AE160</b>
Project No.: <b>17597-22002</b>		