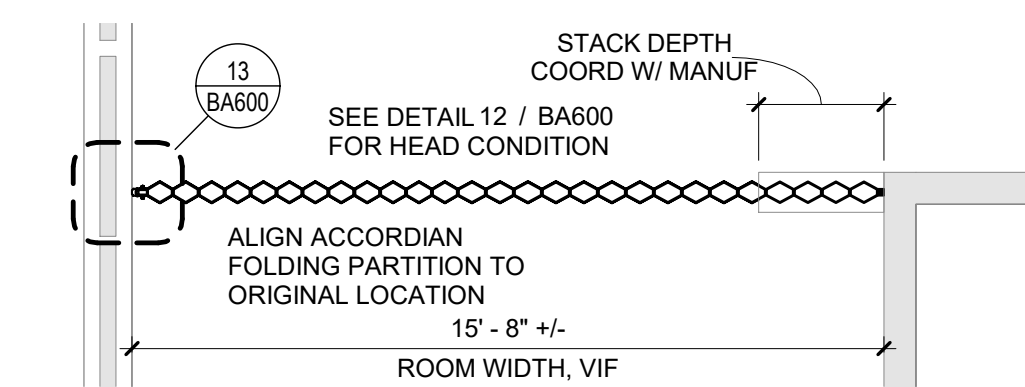
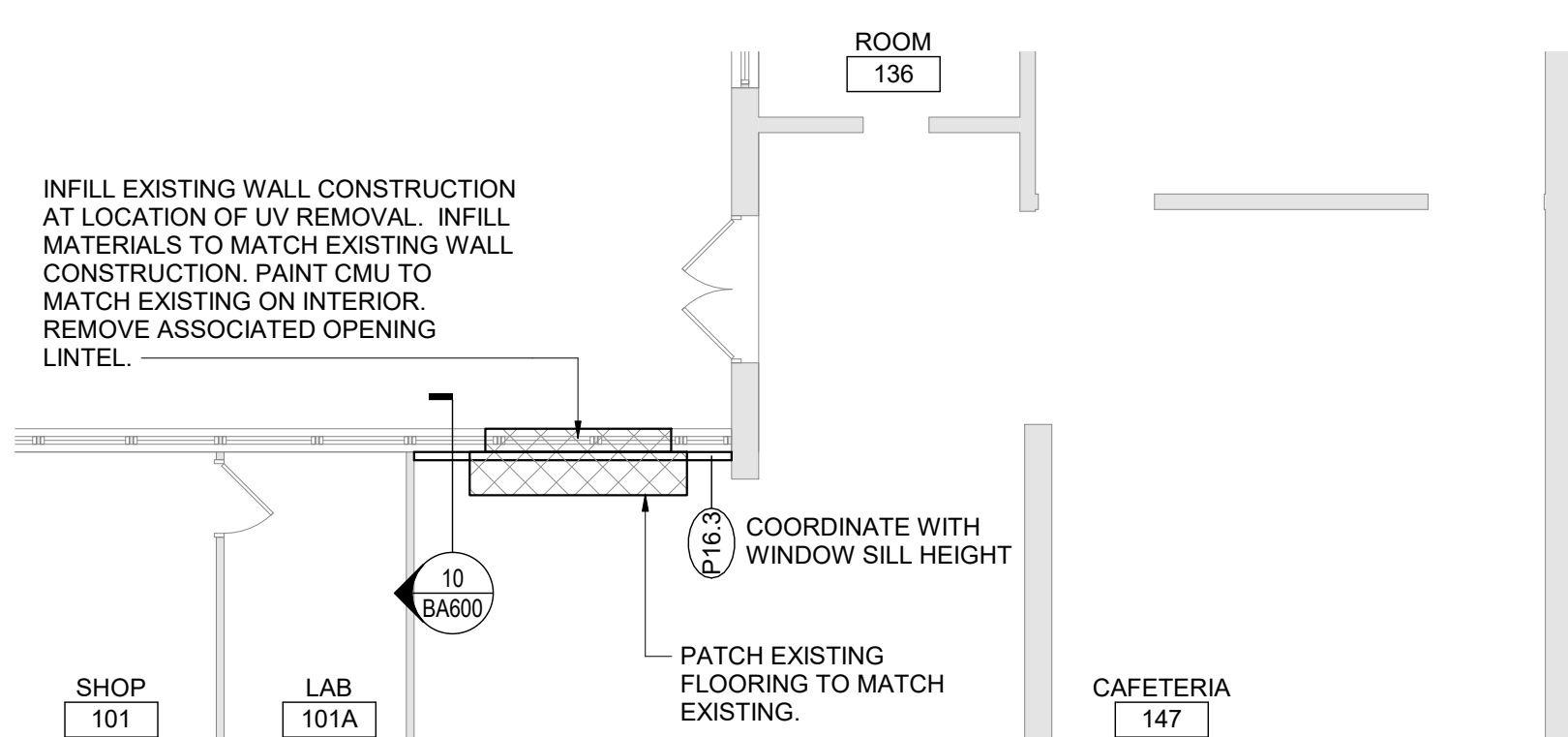


1 First Floor Locker Room Plan
1/4" = 1'-0"

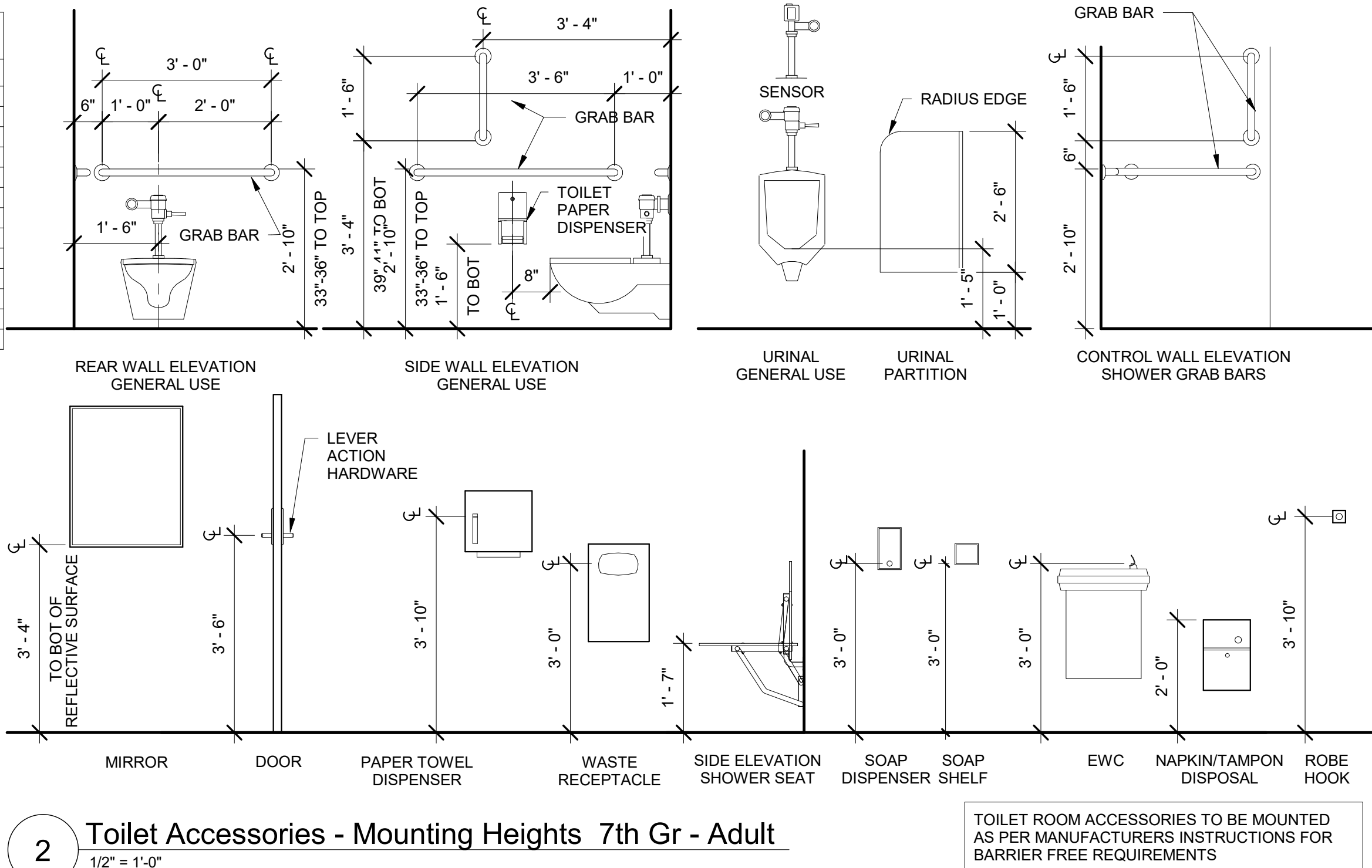


4 Partial Plan - Classroom 215
1/4" = 1'-0"

Toilet Room Accessory Schedule		
ITEM	DESCRIPTION	COMMENTS
GB18	18" GRAB BAR - VERTICAL	
GB24	24" GRAB BAR - VERTICAL	
GB36	36" GRAB BAR - HORIZONTAL	L-SHAPED AT SHOWERS
SCR&SC	36" SHOWER ROD & CURTAIN	
GB42	42" GRAB BAR - HORIZONTAL	
MG	MIRROR	1'-6" X 3'-0"
PTDR	PAPER TOWEL DISPENSER - ROLL	OWNER/ CONTRACTOR INSTALLED
RH	ROBE HOOK	
SND	SANITARY NAPKIN DISPOSAL	
SSF	SHOWER SEAT - FOLDING	OWNER FURNISHED/ CONTRACTOR INSTALLED
SD	SOAP DISPENSER - VERTICAL	OWNER FURNISHED/ CONTRACTOR INSTALLED
SSH	SOAP SHELF	OWNER FURNISHED/ CONTRACTOR INSTALLED
TTD	TOILET TISSUE DISPENSER - JUMBO	OWNER FURNISHED/ CONTRACTOR INSTALLED



3 First - Floor Plan - Partial Area A
1/8" = 1'-0"



2 Toilet Accessories - Mounting Heights 7th Gr - Adult
1/2" = 1'-0"

General Notes - Applies to All Drawings

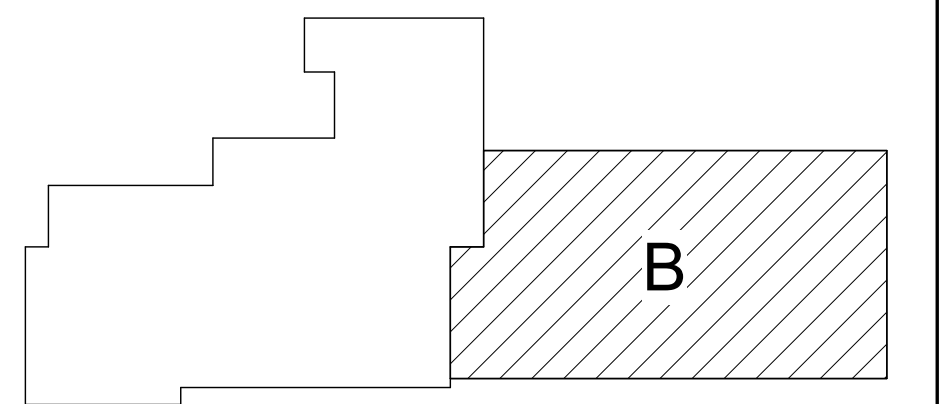
- DO NOT SCALE DRAWINGS TO OBTAIN DIMENSIONS.
- TAKE FIELD MEASUREMENTS TO FIT THE WORK PROPERLY. VERIFY ALL EXISTING CONDITIONS AND DIMENSIONS IN THE FIELD.
- REFER INCONSISTENCIES TO ARCHITECT PRIOR TO COMMENCING THE WORK IN AFFECTED AREA.
- ITEMS ARE SHOWN DIAGRAMMATICALLY ON DRAWINGS. VERIFY SPACE REQUIREMENTS AND DIMENSIONS TO FIT THE WORK PROPERLY.
- NOTES SHOWN ON ONE DRAWING APPLY TO ALL SIMILAR DRAWINGS.
- DO NOT DISTURB CONSTRUCTION SUSPECTED OF CONTAINING HAZARDOUS MATERIAL. IF ENCOUNTERED, IMMEDIATELY NOTIFY ARCHITECT, CONSTRUCTION MANAGER AND OWNER.
- WHERE EXISTING CONSTRUCTION IS DAMAGED OR DISTURBED, PATCH AS REQUIRED TO RESTORE SURFACES TO THEIR ORIGINAL CONDITION.
- PARTITION TYPE TAGS APPLY TO ENTIRE LENGTH OF WALL INDICATED BY THAT TAG, REGARDLESS OF OPENINGS WITHIN THAT WALL, TYPICAL UNLESS NOTED OTHERWISE.

General Plan Notes

- WHERE EXISTING CONSTRUCTION IS DAMAGED OR DISTURBED, PATCH AS REQUIRED TO RESTORE SURFACES TO THEIR ORIGINAL CONDITION.
- PARTITION TYPE TAGS APPLY TO ENTIRE LENGTH OF WALL INDICATED BY THAT TAG, REGARDLESS OF OPENINGS WITHIN THAT WALL, TYPICAL UNLESS NOTED OTHERWISE.
- INFILL AREAS OF RECESSED FLOOR MAT AND/OR FINISH REMOVALS WITH REPAIR MATERIAL. PROVIDE SUBSTRATE LEVEL AS REQUIRED SO SCHEDULED FINISHED FLOOR WILL MATCH THAT OF EXISTING ADJACENT AREAS.

General Toilet Room Notes

- DIMENSION CONVENTIONS, UNLESS NOTED OTHERWISE, ARE AS FOLLOWS:
 - DIMENSIONS INDICATED FOR PLUMBING FIXTURE CENTERLINES ARE MEASURED FROM FACE OF WALL FINISH.
- CENTER ALL TOILET PARTITION DOORS WITHIN WIDTH OF STALL (UNLESS NOTED OTHERWISE). PROVIDE DOORS SIZED AS FOLLOWS:
 - TYPICAL STALLS: 24" WIDE, TYPICAL EXCEPT AS LISTED BELOW.
 - ADA AND AMBULATORY STALLS: 34" WIDE.



Key Plan
N.T.S.

S.E.D. Control No. 62-18-01-06-0-002-015

Rev. No.: Date: Description:



complex world
CLEAR SOLUTIONS

Tetra Tech Engineers, Architects
& Landscape Architects, P.C.



Wallkill Central School District
Wallkill, New York

Reconstruction to:
John G. Borden Middle School

Enlarged Plans and Details

Drawn By:
TS
Date:
06/30/2023
Drawing Number:
17597-22002
BA400