

Room Finish Key			
CFT1	CERAMIC FLOOR TILE - TYPE 1		
CWT1	CERAMIC WALL TILE - TYPE 1		
CT	CERAMIC COVE TILE		
HPC	HIGH PERFORMANCE COATING		
N	NO WORK REQUIRED		
P	PAINT SURFACE(S) INCLUDING SOFFITS		
RAF	RESILIENT ATHLETIC FLOORING		
RB	RUBBER BASE		
SEE REFLECTED CEILING PLAN			
INDICATED CHANGE IN FLOOR FINISH			
NOTE: ALL FINISHES LISTED MAY NOT BE REQUIRED FOR THIS PROJECT			
FINISHES SHOWN IN ROOM FINISH BOX ARE FOR ALL WALLS AND ENTIRE FLOOR AND CEILING. REFER TO EACH ROOM FOR MORE INFORMATION.			
		RM#	
		CLG*	WALL
		FLR	BASE

1 First Floor - Locker Rooms - Scheme 6 INTERIORS
1/4" = 1'-0"

General Finish Notes

ALL FINISH PRODUCTS ARE TO BE INSTALLED IN ACCORDANCE WITH CONTRACT SPECIFICATION AND MANUFACTURER'S INSTRUCTIONS. REFER TO SPECIFICATIONS AND FINISH DETAILS FOR ADDITIONAL INFORMATION ON INSTALLATION OF SPECIFIED MATERIALS.

A. ALL PAINTS FOR INTERIOR AND EXTERIOR ARE TO BE APPLIED IN ACCORDANCE WITH SPECIFICATION SECTION 09 91 00 AND 09 96 00.

B. ALL EXPOSED STRUCTURES, INCLUDING BUT NOT LIMITED TO PIPING AND FIREPROOFING, CONDUIT, AND ALL ASSOCIATED EQUIPMENT ARE TO BE PAINTED.

C. APPLY PAINT TO BOTH NEW AND EXISTING ITEMS IN ALL AREAS INDICATED WITH A FINISH BOX AND/OR NOTES - THESE ITEMS ARE INCLUDING BUT ARE NOT LIMITED TO:
- BEAMS, DOOR FRAMES - BOTH SIDES GLAZING FRAMES IN DOOR WALLS - BOTH SIDES, ALL ITEMS ARE TO BE ACCENT COLORS.

D. PATTERNS FOR FLOORS AND WALLS ARE TO BE ISSUED DURING THE CONSTRUCTION PHASE. DRAWINGS INCLUDING ALL ACCENT LOCATIONS, SUBMIT SHOP DRAWINGS SHOWING DETAILED LAYOUTS OF EACH AREA, INCLUDING EDGES AND TRANSITIONS. ALL LAYOUTS ARE TO BE CENTERED IN EACH ROOM. UNO - TYP ALL DRAWINGS, ABOVE REQUIREMENTS ARE TO INCLUDE BUT NOT LIMITED TO:
- CERAMIC TILE, BOTH WALL AND FLOOR.

E. FIELD AND ACCENT PAINT AS SHOWN ON DRAWINGS CONTRACTOR IS TO ASSUME ALL FIELD AND ACCENT COLORS ARE DIFFERENT ROOM TO ROOM, AS WELL AS WITHIN EACH ROOM. REQUIREMENTS ARE TO INCLUDE BUT ARE NOT LIMITED TO:
- WALL, FIELD COLOR
- WALL, ACCENT COLOR
- SOFFITS, ACCENT COLOR
- DOOR AND WINDOW FRAMES, ACCENT COLOR
- EXPOSED COLUMNS, ACCENT COLOR
- EXPOSED DECKS, ACCENT COLOR
- EXPOSED JOISTS, ACCENT COLOR
- EXPOSED DUCTWORK, ACCENT COLOR

F. ALL EXPOSED BRICK, GROUND FACE BLOCK IS TO REMAIN UNPAINTED, UNO.

G. CONFIRM WITH OWNER AND ARCHITECT PRIOR TO PAINTING OVER MURALS ON EXISTING SURFACES.

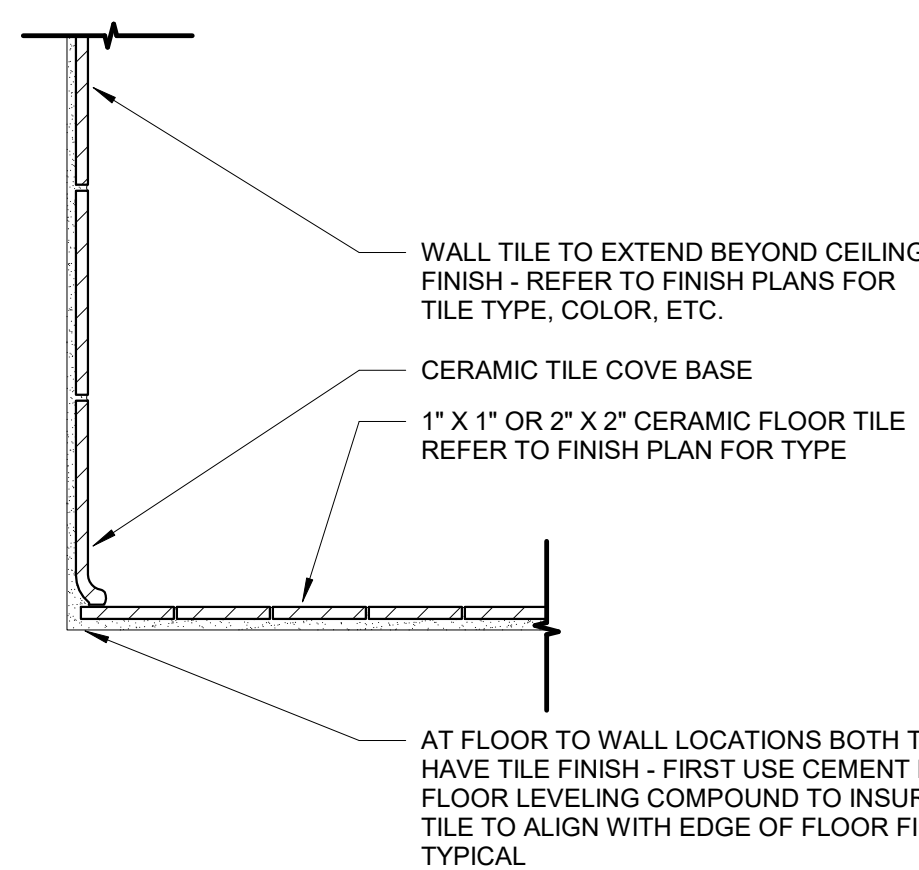
H. CERAMIC WALL TILE IS TO RUN FLOOR TO ABOVE CEILING 6" UNO.

I. REFER TO STRUCTURAL DRAWINGS FOR LOCATIONS OF SLAB DEPRESSIONS. REFER TO FINISH MATERIAL SPECIFICATION SECTIONS FOR SLAB DEPRESSION DEPTH REQUIREMENTS.

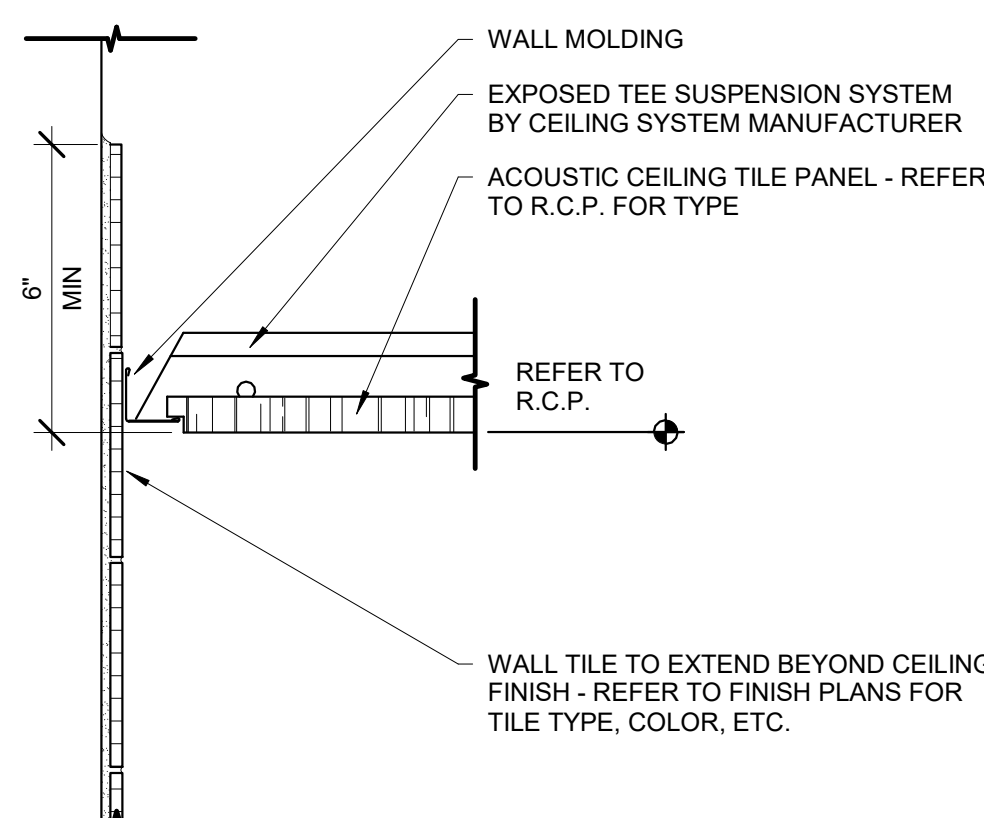
J. FIELD VERIFY ALL CONTROL JOINTS LOCATIONS IN CONCRETE SLAB. LOCATE CONTROL JOINTS IN EXISTING FLOOR FINISH MATERIAL DIRECTLY ABOVE SLAB JOINTS OR AS RECOMMENDED BY FLOORING MATERIAL MANUFACTURER.

- AT NEW SLABS REFER TO STRUCTURAL DRAWINGS FOR SLAB CONTROL JOINT LOCATIONS.
- AT EXISTING SLABS, FIELD VERIFY LOCATIONS OF EXISTING SLAB CONTROL JOINTS.
- REFER TO FINISH DRAWINGS AND SPECIFICATIONS FOR NEW FLOOR MATERIALS.

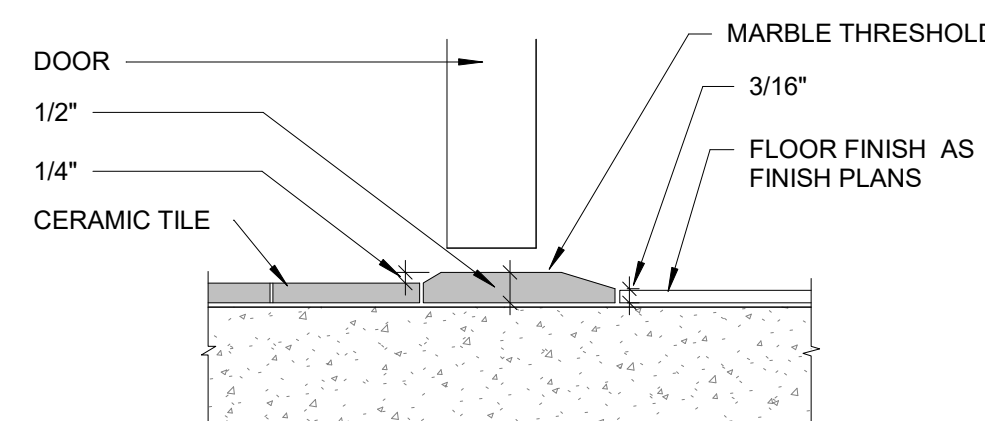
K. PROVIDE ALL FINISHES AS INDICATED BY ROOM FINISH BOX AND/OR AS NOTED ON DRAWINGS.



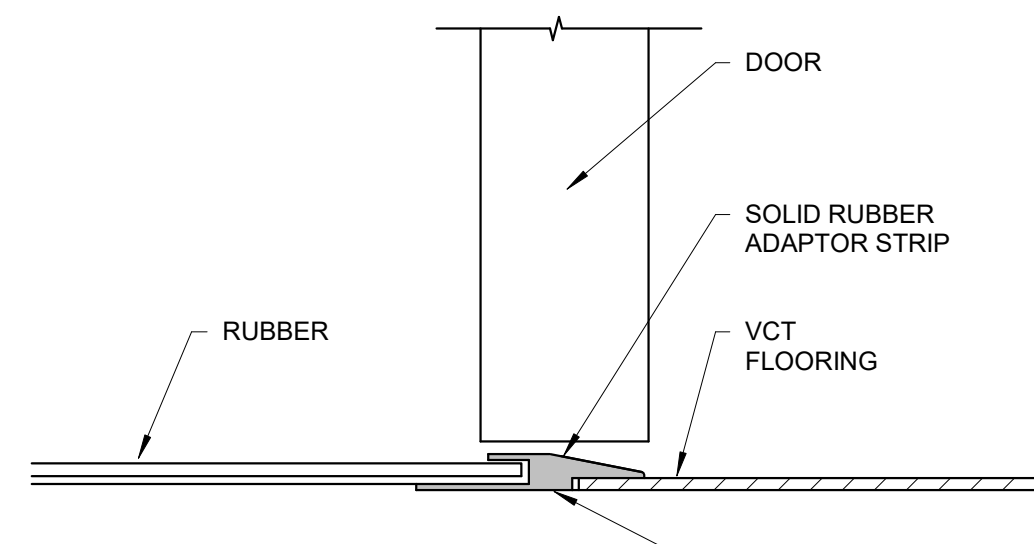
5 Ceramic Floor With Wall Tile
3" = 1'-0"



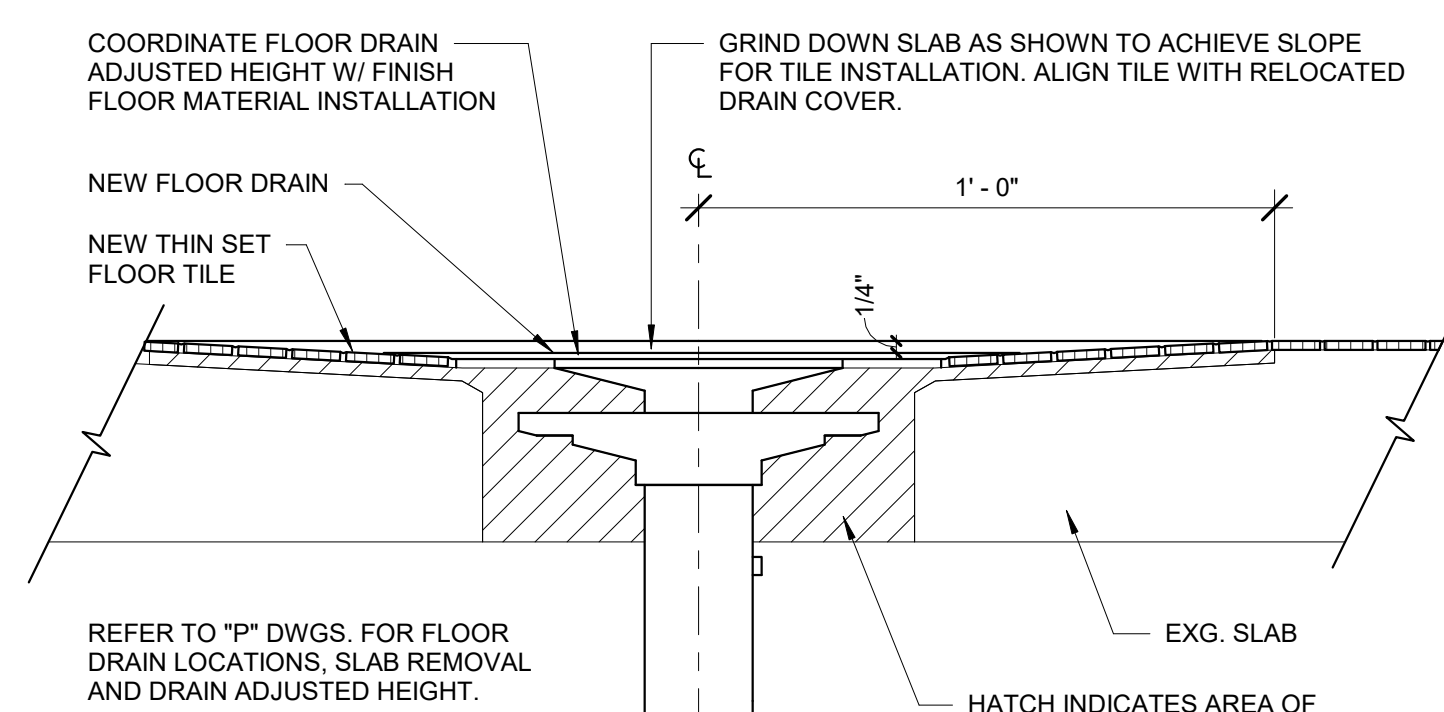
4 Ceramic Wall Tile at Acoustic Ceiling
3" = 1'-0"



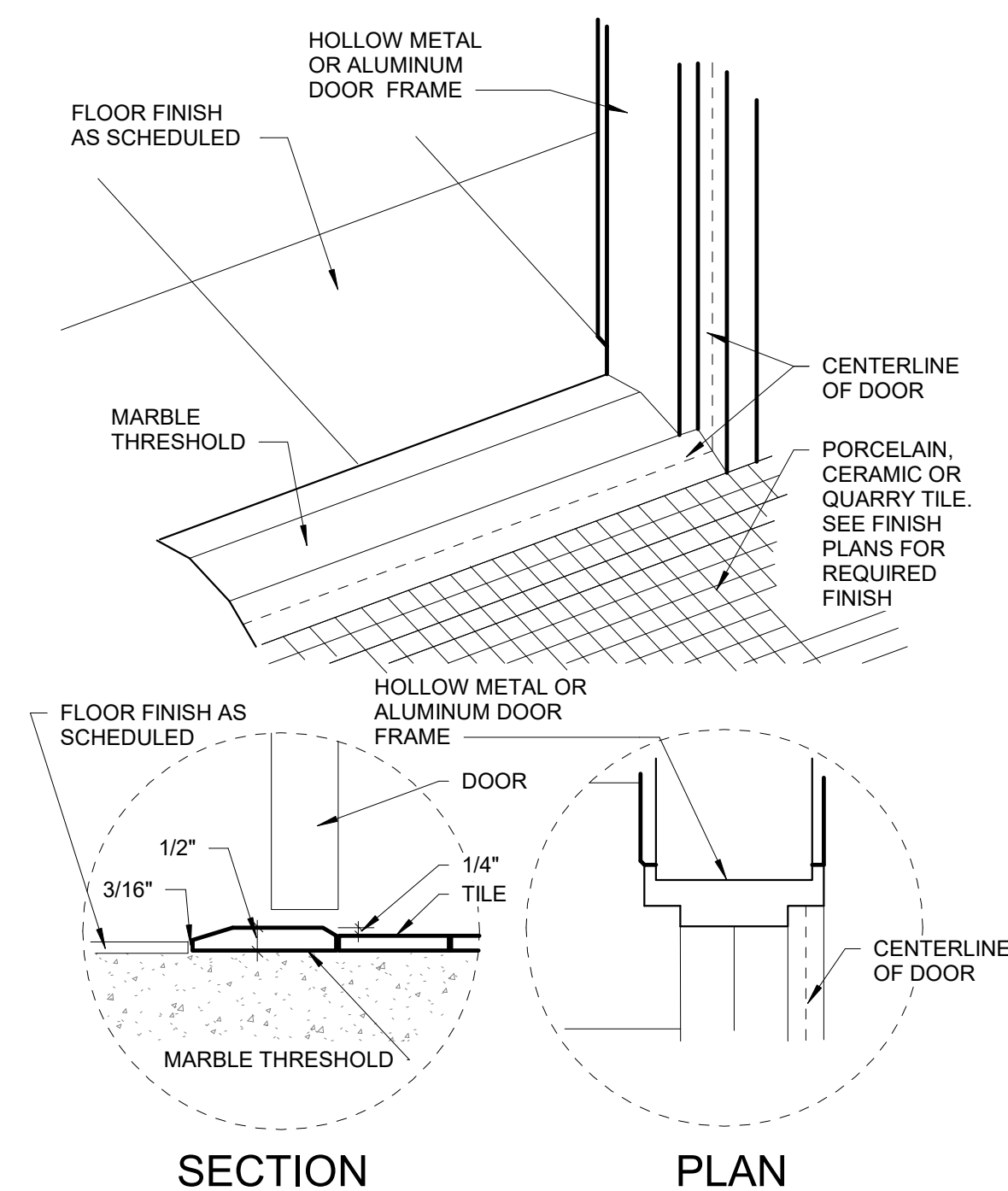
3 ADA Marble Threshold Detail
12" = 1'-0"



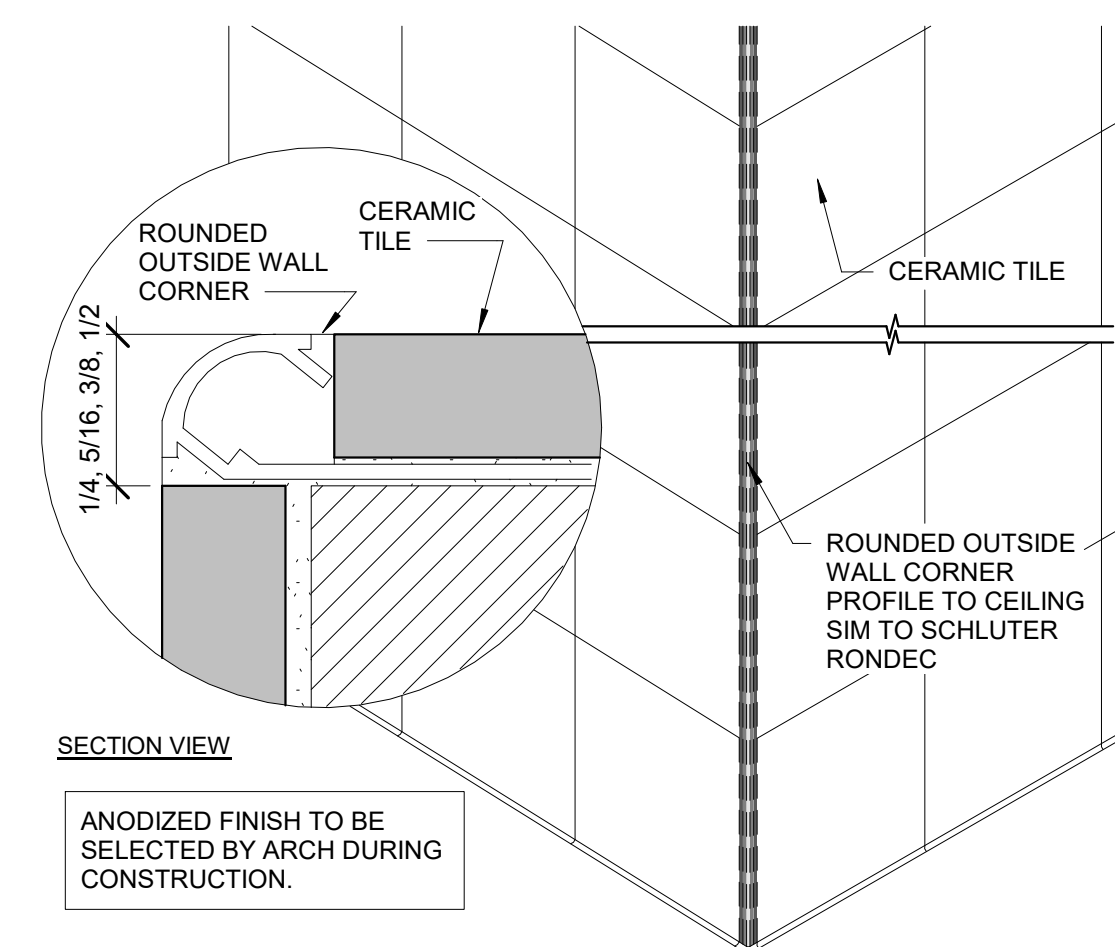
8 Threshold Detail
6" = 1'-0"



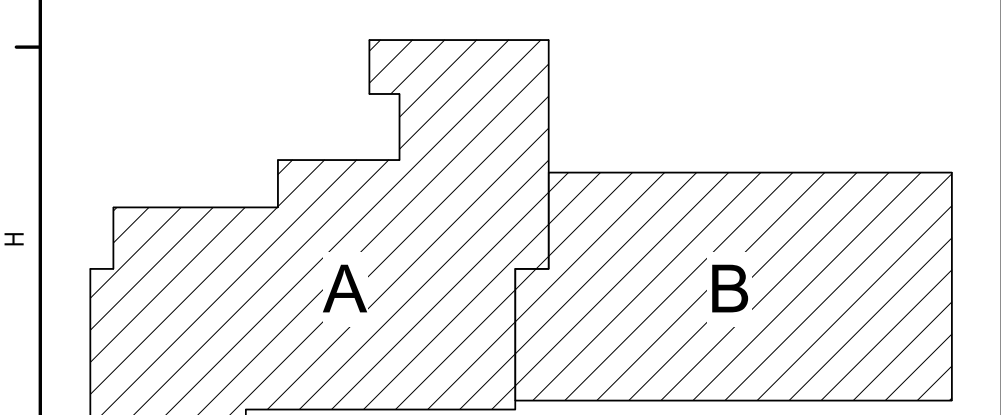
7 Floor Tile w/ New Drain - Thinset
3" = 1'-0"



2 ADA Marble Threshold Detail
1 1/2" = 1'-0"




6 Outside Corner/ Rounded Profile
3" = 1'-0"



Key Plan
N.T.S.

S.E.D. Control No. 62-18-01-06-0-002-015

Rev. No.: Date: Description:



complex world
CLEAR SOLUTIONS

Tetra Tech Engineers, Architects
& Landscape Architects, P.C.



Walkill Central School District
Walkill, New York

Reconstruction to:
John G. Borden Middle School

Enlarged Plan

Drawn By: MH Date: 06/30/2023 Drawing Number: BA900
Project No.: 17597-22002