




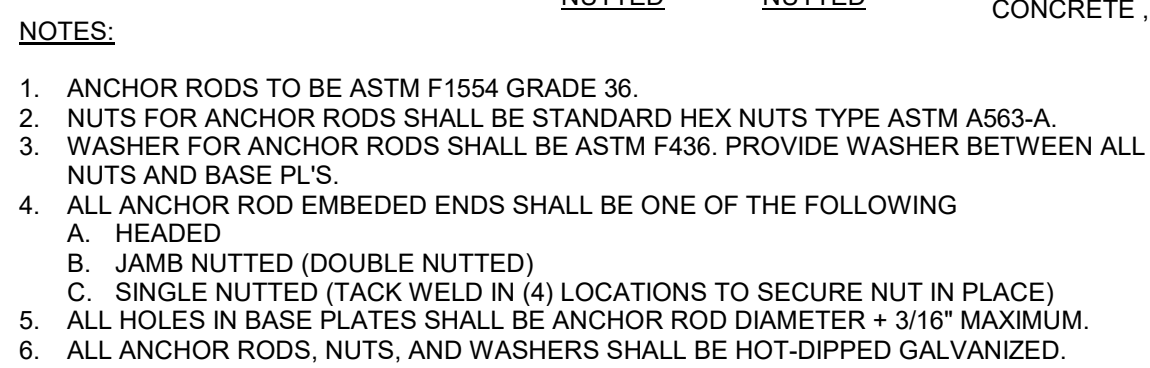
7 TYPICAL HOUSEKEEPING PAD DETAIL  
S301 N.T.S



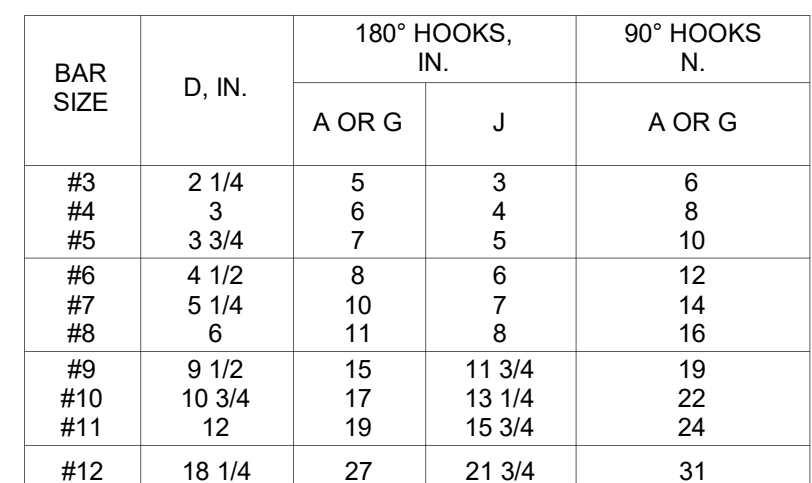
6 S301	TYPICAL RE-ENTRANT CORNER PLAN DETAILS N.T.S
-----------	---



4 TYPICAL SLAB-ON-GRADE JOINT DETAILS  
S301 N.T.S



2 TYPICAL ANCHOR ROD EMBEDMENT DETAIL  
S301 N.T.S



1 S301	TYPICAL REBAR END HOOK DETAIL N.T.S
-----------	--