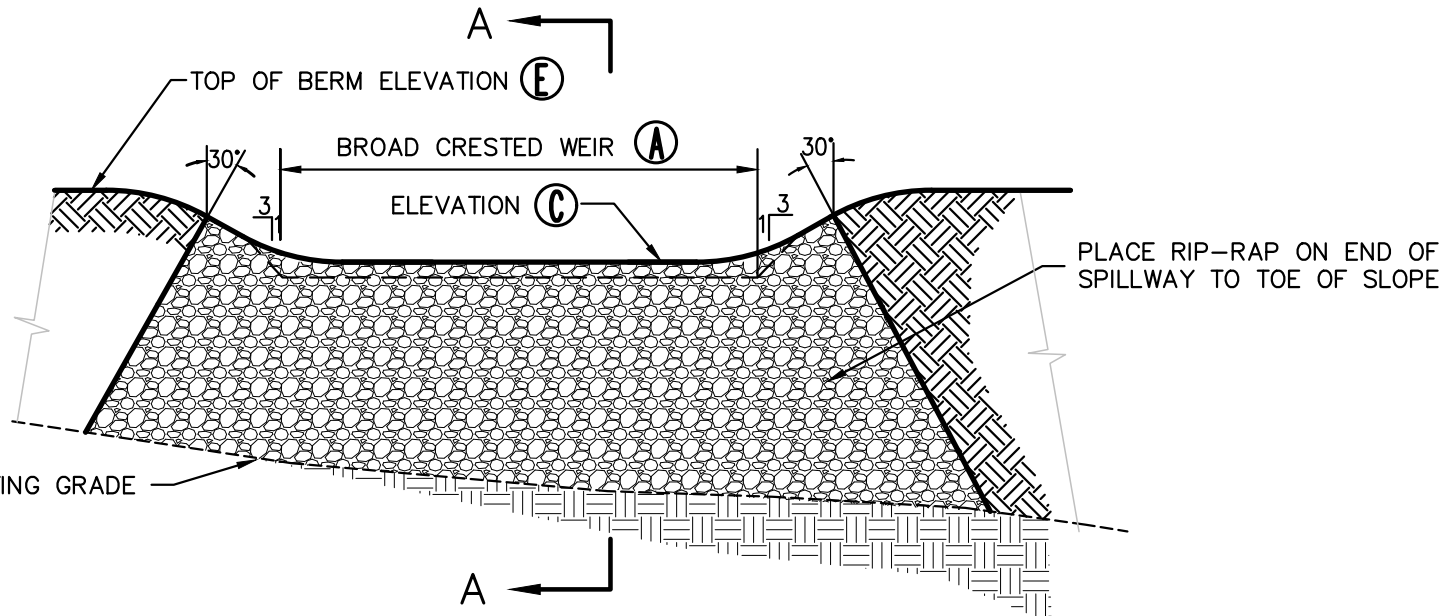


STRUCTURE CHART

BASIN No.	EMERGENCY SPILLWAY (feet)	TOP EMBANKMENT(feet)
LENGTH(A) BREAD.(B) ELEV.(C)	EMBAN.(D) ELEV.(E)	
INFILTRATION	36.00 9.50 399.00	8.50 400.50
DETENTION	25.00 9.50 399.50	8.50 400.50



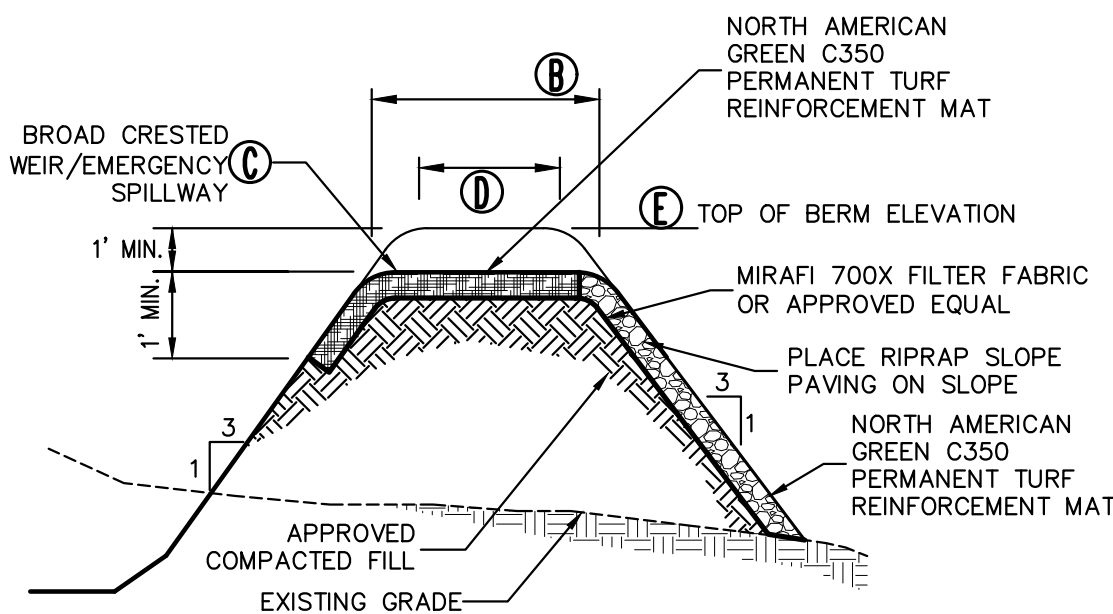
ELEVATION (DOWNSTREAM)

SPECIFICATION FOR BERM CONSTRUCTION

SURFACE OF AREA TO RECEIVE FILL SHOULD BE STRIPPED OF SURFACE TOPSOIL, BRUSH, ETC., PRIOR TO ANY FILL PLACEMENT.

EMBANKMENT FILL TO BE SPREAD IN MAXIMUM 12-INCH THICK LIFTS AND COMPACTED TO 95 PERCENT OF MODIFIED PROCTOR DENSITY (ASTM 1557) AT PLUS OR MINUS 2 PERCENT OF OPTIMUM MOISTURE CONTENT.

FILL CONSTRUCTION TO BE DONE UNDER THE INSPECTION OF A QUALIFIED SOILS ENGINEER. IN-PLACE FIELD DENSITY TESTS SHOULD BE DONE ON EACH LIFT TO DETERMINE THAT THE SPECIFICATIONS ARE BEING MET.

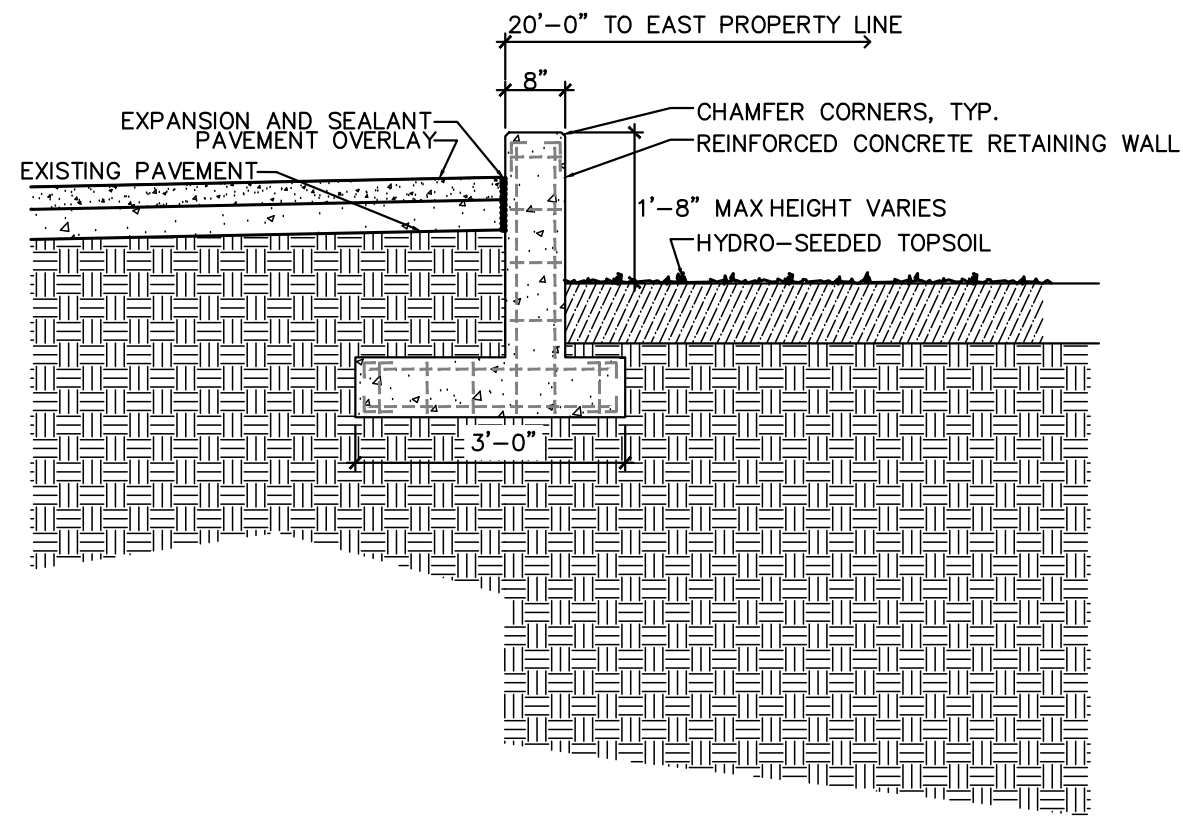


SECTION 'A-A'

EMERGENCY OVERFLOW SPILLWAY

43

NOTE:
THIS DETAIL HAS BEEN DESIGNED BY OTHERS AND IS PROVIDED FOR SITE PLAN APPROVAL ONLY. CONTRACTOR SHALL REFER TO DRAWINGS PREPARED BY DI DOMENICO + PARTNERS LLP FOR CONSTRUCTION.



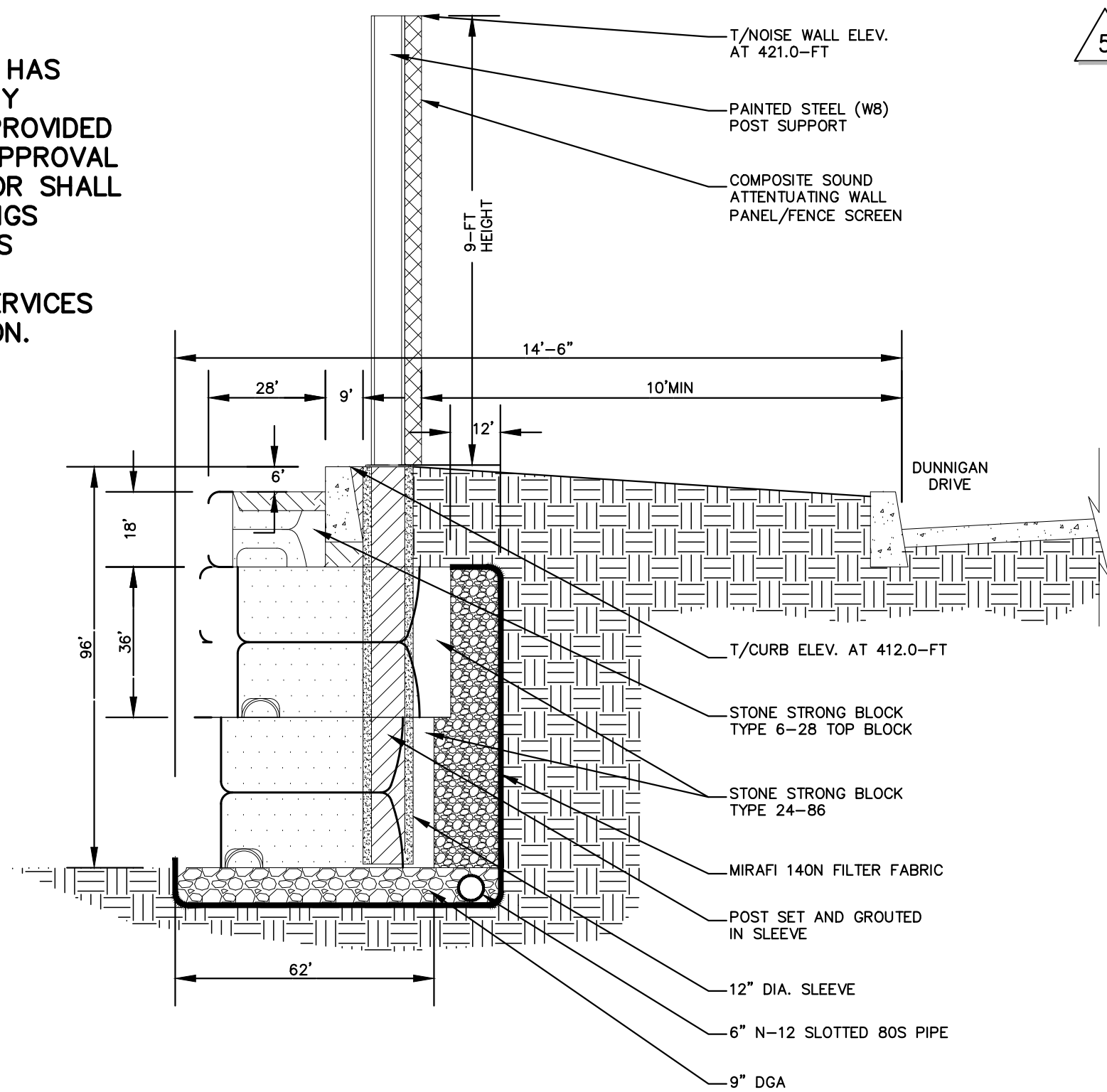
CONCRETE RETAINING WALL

46

CHAIN LINK FENCE
(GALVANIZED)

44

NOTE:
THIS THIS DETAIL HAS BEEN DESIGNED BY OTHERS AND IS PROVIDED FOR SITE PLAN APPROVAL ONLY. CONTRACTOR SHALL REFER TO DRAWINGS PREPARED BY C2S CONSTRUCTION CONSULTATION SERVICES FOR CONSTRUCTION.



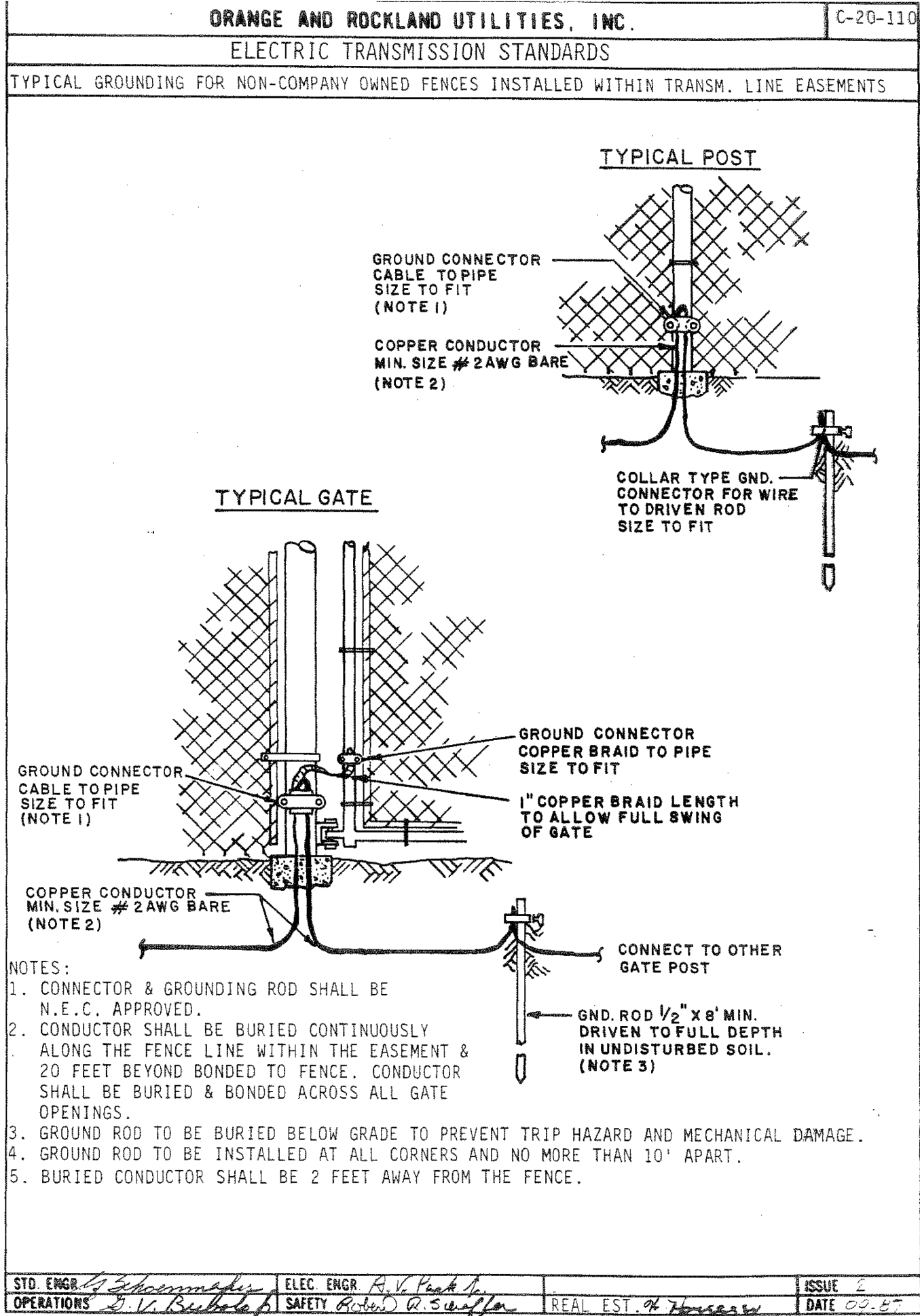
NOTE:
STONE STRONG BLOCK CELLS TO BE FILLED WITH CONCRETE

BLOCK RETAINING WALL AND SOUND WALL

47

FENCE GROUNDING

45



STD. ENGR. <i>[Signature]</i>	ELEC. ENGR. <i>[Signature]</i>	DATE <i>02.25.22</i>
OPERATIONS <i>[Signature]</i>	SAFETY <i>[Signature]</i>	DATE <i>02.25.22</i>

ARCHITECT
di Domenico + Partners LLP
Architecture
Landscape Architecture
Planning
3743 Crescent Street, 3rd Floor
Long Island City, New York 11101
Tel 212-337-0400
Fax 212-337-3567

CIVIL PLANNING ENGINEER
JMC
JMC Planning Engineering Landscape
Architecture & Land Surveying, PLLC
120 Bedford Road
Armonk, New York 10504
Tel 914-273-5225
Fax 914-273-2102

MEP ENGINEER
Burns
Burns Engineering, PC.
1261 Broadway, Suite 708
New York, New York 10001
Tel 212-687-8282

STRUCTURAL ENGINEER
GEI
GEI50
1385 Broadway, 20th FL
New York, New York 10018
Tel 212-687-8282



MANHATTAN BEER DISTRIBUTORS
20 DUNNIGAN DRIVE
SUFFERN, NEW YORK

REV	DESCRIPTION	DATE
1	FOR PLANNING BOARD APPROVAL	04.09.21
2	REISSUED PER ENGINEER COMMENTS	05.10.21
3	ISSUED FOR DOB SUBMISSION	09.10.21
4	ISSUED FOR BID	10.15.21
5	REVISED BID/PERMIT SET	02.25.22
6	REVISED/ISSUED FOR CONSTRUCTION	10.19.22

DRAWN BY :	DC
CHECKED BY :	JPM/JAR
APPROVED BY :	DL
DATE :	04.09.2021
SCALE :	N.T.S
ISSUE :	

DRAWING TITLE :
CONSTRUCTION
DETAILS

DWG NUMBER :

C-907

JMC PROJECT: 19005-1
SCR NA
DWG FILE: 19005-DETAILS.CAD