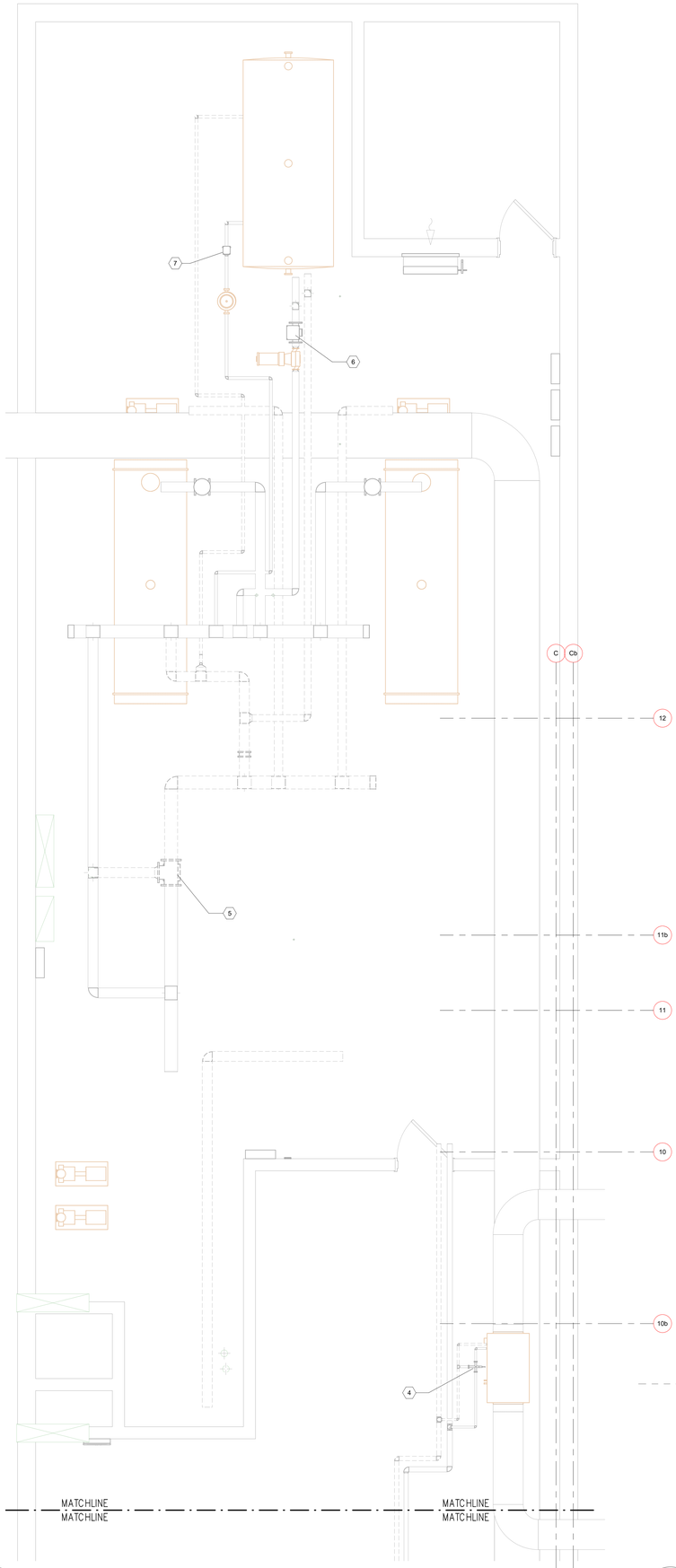

1 MP-BM — MP-BM-01
SCALE: 3/8" = 1'-0"

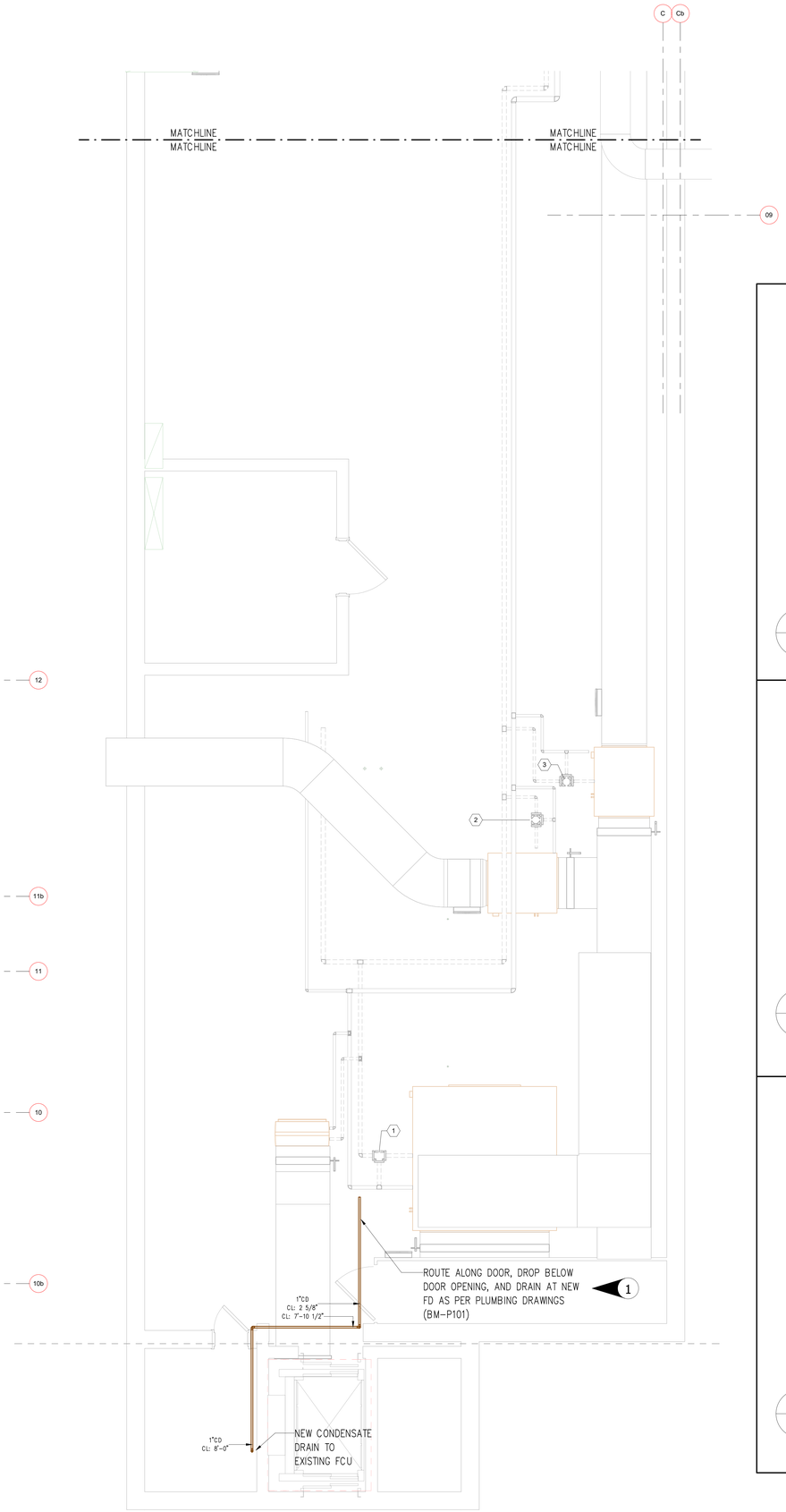

2 MP-BM — MP-BM-02
SCALE: 3/8" = 1'-0"

1. DISCONNECT AND REMOVE EXISTING AIR HANDLING UNIT S-6 3-WAY PNEUMATIC CONTROL VALVE. PROVIDE ELECTRONIC 3-WAY CONTROL VALVE.
2. DISCONNECT AND REMOVE EXISTING AIR HANDLING UNIT S-7 3-WAY PNEUMATIC CONTROL VALVE. PROVIDE ELECTRONIC 3-WAY CONTROL VALVE.
3. DISCONNECT AND REMOVE EXISTING AIR HANDLING UNIT S-8 3-WAY PNEUMATIC CONTROL VALVE. PROVIDE ELECTRONIC 3-WAY CONTROL VALVE.
4. DISCONNECT AND REMOVE EXISTING AIR HANDLING UNIT S-9 3-WAY PNEUMATIC CONTROL VALVE. PROVIDE ELECTRONIC 3-WAY CONTROL VALVE.
5. REMOVE MAIN BUILDING HEATING LOOP 3-WAY PNEUMATIC MIXING CONTROL VALVE. PROVIDE AN ELECTRONIC 3-WAY MIXING CONTROL VALVE.
6. DISCONNECT AND REMOVE EXISTING DOMESTIC HOT WATER STORAGE TANK 2-WAY PNEUMATIC CONTROL VALVE. PROVIDE ELECTRONIC 2-WAY CONTROL VALVE.
7. DISCONNECT AND REMOVE EXISTING DOMESTIC HOT WATER BOOSTER HEATER HEAT EXCHANGER 2-WAY PNEUMATIC CONTROL VALVE. PROVIDE ELECTRONIC 2-WAY CONTROL VALVE.

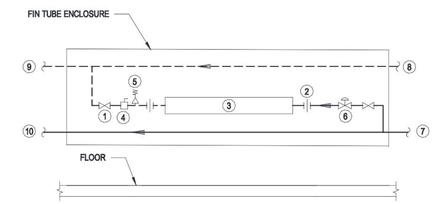

DETAIL FOR 1-TIER ELEMENT SYSTEM

1. SHUT-OFF VALVE
2. UNION (TYP)
3. FIN ELEMENT
4. BALANCE VALVE
5. AIR VENT
6. 2-WAY MODULATING CONTROL VALVE
7. HWS MAIN
8. HWR MAIN
9. HWR MAIN ROUTED TO NEXT ROOM THROUGH ENCLOSURE
10. HWS MAIN ROUTED TO NEXT ROOM THROUGH ENCLOSURE

3 MP-BM — Fin Tube Radiation Piping Detail
SCALE: 3/8" = 1'-0"

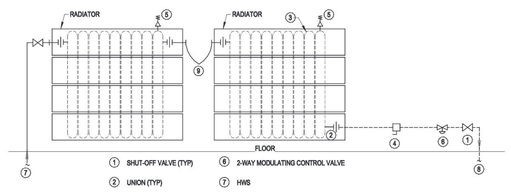

1. SHUT-OFF VALVE (TYP)
2. UNION (TYP)
3. FIN ELEMENT
4. BALANCE VALVE
5. AIR VENT
6. 2-WAY MODULATING CONTROL VALVE
7. HWS
8. HWR
9. EXPANSION COMPENSATOR BETWEEN TWO ACTIVE RADIATOR LENGTHS

4 MP-BM — Hot Water Floor Radiation Detail
SCALE: 3/8" = 1'-0"

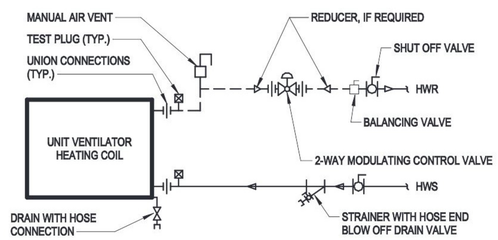

5 MP-BM — Unit Ventilator Detail
SCALE: 3/8" = 1'-0"

ELITECAD DESIGNS
10969 Wolf Street West, Suite 399
Lyndhurst, NJ 07071
+1-862-248-0230
ELITECADDESIGNS.COM

DRAWING NOTES AND SYMBOLS

BUILDING ELEVATIONS:
BASEMENT = -12'-0"
FIRST FLOOR = 0'-0"
SECOND FLOOR = 12'-0"
ROOF = 23'-9 1/4"

CONDENSATE PITCHED AT 1/8" PER FOOT

REFERENCE DRAWINGS

TRADE	DESCRIPTION	DATE	REV
MECH PRT	BM-M110 - BASEMENT PLANS	06/06/2023	-
MECH DETAIL	-	-	-
HVAC	-	-	-
PLUMBING	-	-	-
ELECTRICAL	-	-	-
STRUCTURAL	-	-	-
ARCHITECTURAL	BM-A100 - LOWER LEVEL FLOOR PLAN AND ENLARGED ELEVATOR PLANS	06/06/2023	-
RCP	-	-	-

RECORD OF TRADE COORDINATION

TRADE	COMPANY	DATE	AUTHORIZED SIGNATURE
APPLICATOR			
SHEET METAL			
PLUMBER			
SPRINKLER			
ELECTRICIAN			
MECHANICAL CONT			
GENERAL CONT			
ENGINEER			

COORDINATION NOTE

ELITE CAD DESIGNS SHALL NOT BE LIABLE FOR ANY MISTAKES, CONSTRUCTION ERRORS OR DELAYS THAT MAY RESULT FROM DECISIONS MADE BY THE CLIENT BASED ON THE INFORMATION PROVIDED ON THESE DRAWINGS. MEASUREMENTS ARE MADE AT A MOMENT IN TIME AND ONLY GIVE MEASUREMENT DATA AT THE MOMENT OF LOCATION.

ELITE CAD DESIGNS DISCLAIMER

INFORMATION APPEARING ON THIS SHEET WAS PREPARED FROM THE BEST INFORMATION AVAILABLE. ELITE CAD DESIGNS ATTENTION IS CALLED TO THE FACT THAT CONDITIONS AND QUANTITIES, AS SHOWN ON THE SHEET ARE ESTIMATED AND NOT ACTUAL, AND IN ANY EVENT THEY ARE NOT TO BE DETERMINED OR CONSIDERED BY ANYONE AS A WARRANTY OF ACTUAL FIELD CONDITIONS OR QUANTITIES.

ARCHITECT / ENGINEER NOTES:

1 COLUMN LINES NOT PROVIDED IN THIS AREA. VERIFY IN FIELD.

FOR APPROVAL

VERIFY THAT LINE ABOVE IS 1" LONG, PRINT MAY HAVE BEEN REDUCED

REV	DATE	DESCRIPTION
0	12/18/2023	SUBMITTED FOR APPROVAL

KEY PLAN

ARCH: KSQ Design
ENG: Sage Engineering Associates
PROJECT: Bari Middle School, 50 Blauvelt Rd #1, Manuel, NY 10954
TITLE: LEVEL - BASEMENT OVERALL PLAN & BUILDING DETAILS

DRF LDR	PRJ MGT	JOB NO.
MC	MM	J23-299

DATE	SCALE	DWG NO.	REV
12/18/2023	3/8" = 1'-0"	MP-BM	0