A40 VOID.

A41 VOID

A42 INSTALL NEW 2X2 SUSPENDED ACT-1 CEILING. NEW CEILING HEIGHT TO MATCH EXISTING.

A43 INSTALL NEW 2X2 RECESSED LIGHTING IN NEW CEILING GRID.

A44 BASE BID: MODIFY AND REINSTALL EXISTING ACT CEILING/CEILING, CEILING LIGHTS FOR NEW HVAC EQUIPMENT AND REFRIGERANT PIPING AS REQUIRED.
ALTERNATE-100: REPLACE EXISTING CEILING/CEILING TILE, GRID AND LIGHTING WITH NEW ACT-1 AND LIGHTING

A45 NEW RTU ABOVE TO INFILL EXISTING SKYLIGHT OPENING. SEE PLANS SPES-A-103, SPES-S-101, AND SPES-M-106.

KEY NOTES

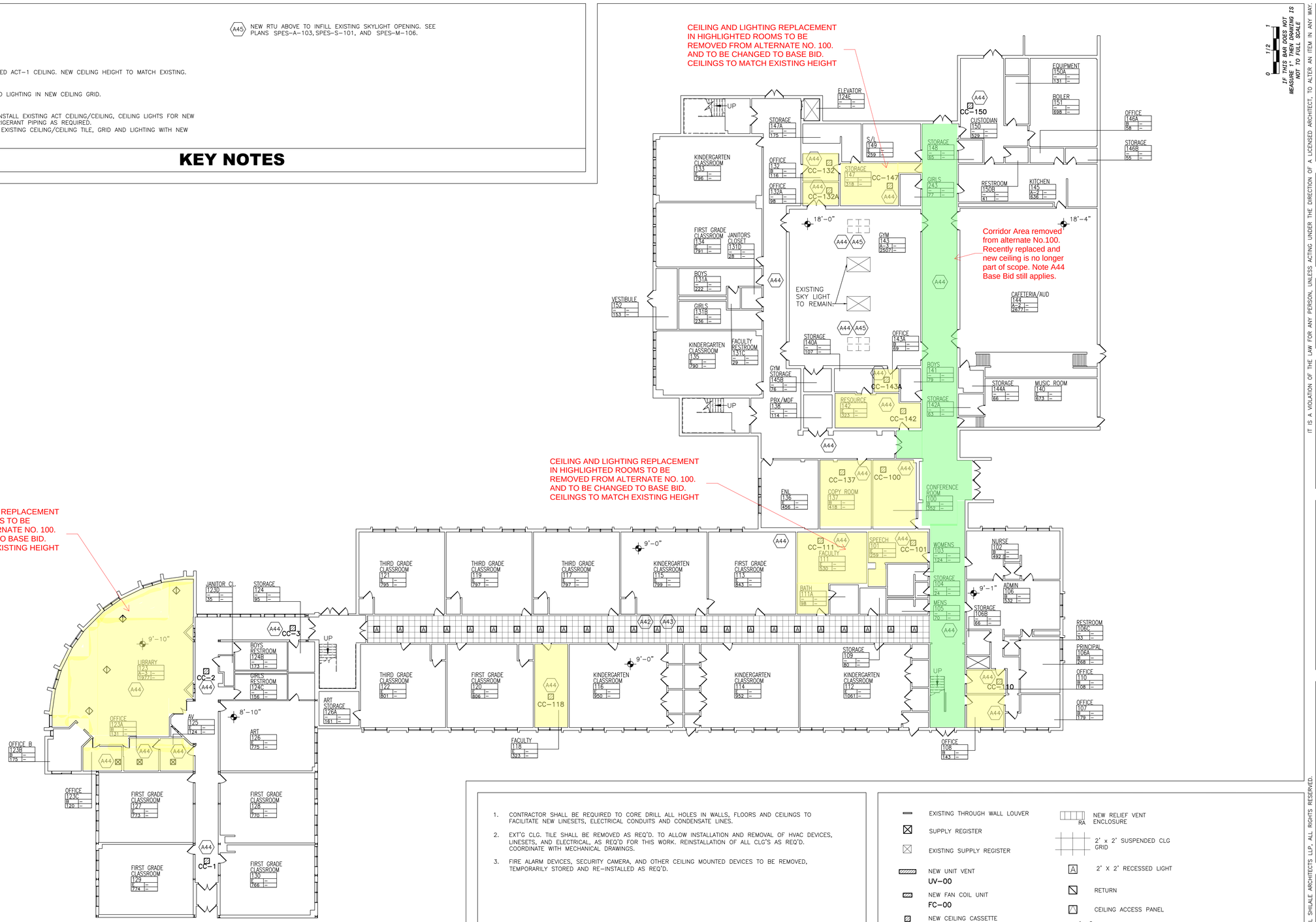

1 PROPOSED FIRST FLOOR REFLECTED CEILING PLAN

SCALE: 1"=16'-0"

PLAN NORTH

1. CONTRACTOR SHALL BE REQUIRED TO CORE DRILL ALL HOLES IN WALLS, FLOORS AND CEILINGS TO FACILITATE NEW LINESETS, ELECTRICAL CONDUITS AND CONDENSATE LINES.
2. EXT'G CLG. TILE SHALL BE REMOVED AS REQ'D. TO ALLOW INSTALLATION AND REMOVAL OF HVAC DEVICES, LINESETS, AND ELECTRICAL, AS REQ'D FOR THIS WORK. REINSTALLATION OF ALL CLG'S AS REQ'D. COORDINATE WITH MECHANICAL DRAWINGS.
3. FIRE ALARM DEVICES, SECURITY CAMERA, AND OTHER CEILING MOUNTED DEVICES TO BE REMOVED, TEMPORARILY STORED AND RE-INSTALLED AS REQ'D.

GENERAL NOTES

- EXISTING THROUGH WALL LOUVER
- SUPPLY REGISTER
- EXISTING SUPPLY REGISTER
- NEW UNIT VENT UV-00
- NEW FAN COIL UNIT FC-00
- NEW CEILING CASSETTE CC-00
- RA NEW RELIEF VENT ENCLOSURE
- 2' x 2' SUSPENDED CLG GRID
- A 2' X 2' RECESSED LIGHT
- RETURN
- CEILING ACCESS PANEL
- X'-X" CEILING ELEVATION
- EXHAUST

LEGEND

0 1/2 1
IF THIS BAR DOES NOT MEASURE 1" THE DRAWING IS NOT TO FULL SCALE

No.	Date	Revisions
0	03-04-25	BIDDING DOCUMENTS

REG. EXP DATE: 12-31-25

IT IS A VIOLATION OF THE LAW FOR ANY PERSON, UNLESS ACTING UNDER THE DIRECTION OF A LICENSED ARCHITECT, TO ALTER ANY ITEM IN ANY WAY.

Drawn by JR/SP/CG
Checked by MS/JC
Project No. 43041
Scale AS NOTED
Date 03-18-24

GREENMAN PEDERSEN, INC
400 BELLA BOULEVARD
MONTEBELLO, NY 10901

Mechanical & Electrical Engineer:

GREENMAN PEDERSEN, INC
400 BELLA BOULEVARD
MONTEBELLO, NY 10901

Structural Engineer:

UNIVENT REPLACEMENT AT STONY POINT, THIELLS AND WEST HAVERSTRAW ELEMENTARY SCHOOL

SPES SED# 50-02-01-06-0-014-012
TES SED# 50-02-01-06-0-025-018
WHES SED# 50-02-01-06-0-024-015

7 CLEARVIEW DRIVE
STONY POINT, NY 10980

COUNTY OF ROCKLAND

MICHAEL SHILALE ARCHITECTS, L.L.P.
140 Park Avenue New City, NY 10956 Tel 845-708-9200
www.shilale.com

Drawing Title: PROPOSED FIRST FLOOR RCP

Drawing No. SPES-A-401

© COPYRIGHT, MICHAEL SHILALE ARCHITECTS LLP, ALL RIGHTS RESERVED.

A40 VOID.

A41 VOID

A42 INSTALL NEW 2X2 SUSPENDED ACT-1 CEILING. NEW CEILING HEIGHT TO MATCH EXISTING.

A43 INSTALL NEW 2X2 RECESSED LIGHTING IN NEW CEILING GRID.

A44 BASE BID: MODIFY AND REINSTALL EXISTING ACT CEILING/CEILING, CEILING LIGHTS FOR NEW HVAC EQUIPMENT AND REFRIGERANT PIPING AS REQUIRED.
ALTERNATE-100: REPLACE EXISTING CEILING/CEILING TILE, GRID AND LIGHTING WITH NEW ACT-1 AND LIGHTING

A45 NEW RTU ABOVE TO INFILL EXISTING SKYLIGHT OPENING. SEE PLANS SPES-A-103, SPES-S-101, AND SPES-M-106.

KEY NOTES

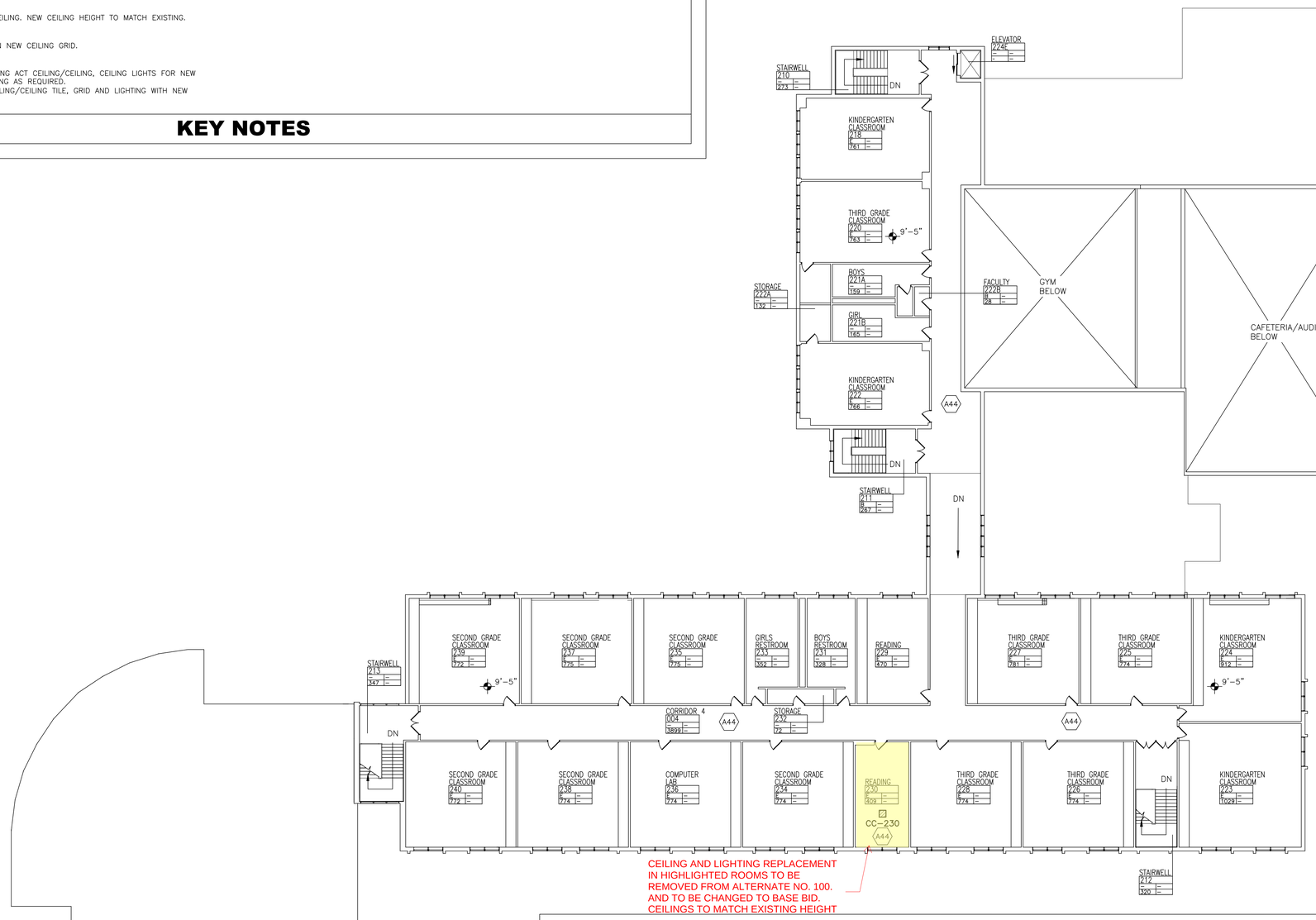

CEILING AND LIGHTING REPLACEMENT IN HIGHLIGHTED ROOMS TO BE REMOVED FROM ALTERNATE NO. 100. AND TO BE CHANGED TO BASE BID. CEILINGS TO MATCH EXISTING HEIGHT

1 PROPOSED SECOND FLOOR REFLECTED CEILING PLAN

SCALE: 1/16"=1'-0"

PLAN NORTH

1. CONTRACTOR SHALL BE REQUIRED TO CORE DRILL ALL HOLES IN WALLS, FLOORS AND CEILINGS TO FACILITATE NEW LINESETS, ELECTRICAL CONDUITS AND CONDENSATE LINES.
2. EXT'G CLG. TILE SHALL BE REMOVED AS REQ'D. TO ALLOW INSTALLATION AND REMOVAL OF HVAC DEVICES, LINESETS, AND ELECTRICAL, AS REQ'D FOR THIS WORK. REINSTALLATION OF ALL CLG'S AS REQ'D. COORDINATE WITH MECHANICAL DRAWINGS.
3. FIRE ALARM DEVICES, SECURITY CAMERA, AND OTHER CEILING MOUNTED DEVICES TO BE REMOVED, TEMPORARILY STORED AND RE-INSTALLED AS REQ'D.

GENERAL NOTES

EXISTING THROUGH WALL LOUVER
SUPPLY REGISTER
EXISTING SUPPLY REGISTER
NEW UNIT VENT UV-00
NEW FAN COIL UNIT FC-00
NEW CEILING CASSETTE CC-00
NEW RELIEF VENT ENCLOSURE (RA)
2' x 2' SUSPENDED CLG GRID
2' X 2' RECESSED LIGHT
RETURN
CEILING ACCESS PANEL
X'-X" CEILING ELEVATION
EXHAUST

LEGEND

1/2 0 1
IF THIS BAR DOES NOT MEASURE 1" THEN DRAWING IS NOT TO FULL SCALE

IT IS A VIOLATION OF THE LAW FOR ANY PERSON, UNLESS ACTING UNDER THE DIRECTION OF A LICENSED ARCHITECT, TO ALTER AN ITEM IN ANY WAY.

No.	Date	Revisions
0	03-04-25	BIDDING DOCUMENTS

REG. EXP DATE: 12-31-25

Drawn by JR/SP/CG
Checked by MS/JC
Project No. 43041
Scale AS NOTED
Date 03-18-24

Mechanical & Electrical Engineer: GREENMAN PEDERSEN, INC 400 RELLA BOULEVARD MONTEBELLO, NY 10901

Structural Engineer: GREENMAN PEDERSEN, INC 400 RELLA BOULEVARD MONTEBELLO, NY 10901

UNIVENT REPLACEMENT AT STONY POINT, THIELLS AND WEST HAVERSTRAW ELEMENTARY SCHOOL

SPES SED# 50-02-01-06-0-014-012
TES SED# 50-02-01-06-0-025-018
WHES SED# 50-02-01-06-0-024-015

7 CLOVER DRIVE
STONY POINT, NY 10980
COUNTY OF ROCKLAND

MICHAEL SHILALE ARCHITECTS, L.L.P.
140 Park Avenue New City, NY 10956 Tel 845-708-9200
www.shilale.com

© COPYRIGHT, MICHAEL SHILALE ARCHITECTS, LLP, ALL RIGHTS RESERVED.

Drawing Title: PROPOSED SECOND FLOOR RCP PLAN

Drawing No. SPES-A-402

LEGEND

- EXISTING THROUGH WALL LOUVER
- SUPPLY REGISTER
- EXISTING SUPPLY REGISTER
- NEW UNIT VENT UV-00
- NEW FAN COIL UNIT FC-00
- NEW CEILING CASSETTE CC-00
- RA NEW RELIEF VENT ENCLOSURE
- 2' x 2' SUSPENDED CLG GRID
- A 2' X 2' RECESSED LIGHT
- RETURN
- CEILING ACCESS PANEL
- X'-X" CEILING ELEVATION
- EXHAUST

KEY NOTES

A40 VOID.

A41 VOID

A42 INSTALL NEW 2X2 SUSPENDED ACT-1 CEILING. NEW CEILING HEIGHT TO MATCH EXISTING.

A43 INSTALL NEW 2X2 RECESSED LIGHTING IN NEW CEILING GRID.

A44 BASE BID: MODIFY AND REINSTALL EXISTING ACT CEILING/CEILING, CEILING LIGHTS FOR NEW HVAC EQUIPMENT AND REFRIGERANT PIPING AS REQUIRED.
ALTERNATE-200: REPLACE EXISTING CEILING/CEILING TILE, GRID AND LIGHTING WITH NEW ACT-1 AND LIGHTING

GENERAL NOTES

1. CONTRACTOR SHALL BE REQUIRED TO CORE DRILL ALL HOLES IN WALLS, FLOORS AND CEILINGS TO FACILITATE NEW LINESETS, ELECTRICAL CONDUITS AND CONDENSATE LINES.
2. EXT'G CLG. TILE SHALL BE REMOVED AS REQ'D. TO ALLOW INSTALLATION AND REMOVAL OF HVAC DEVICES, LINESETS, AND ELECTRICAL, AS REQ'D FOR THIS WORK. REINSTALLATION OF ALL CLG'S AS REQ'D. COORDINATE WITH MECHANICAL DRAWINGS.
3. FIRE ALARM DEVICES, SECURITY CAMERA, AND OTHER CEILING MOUNTED DEVICES TO BE REMOVED, TEMPORARILY STORED AND RE-INSTALLED AS REQ'D.

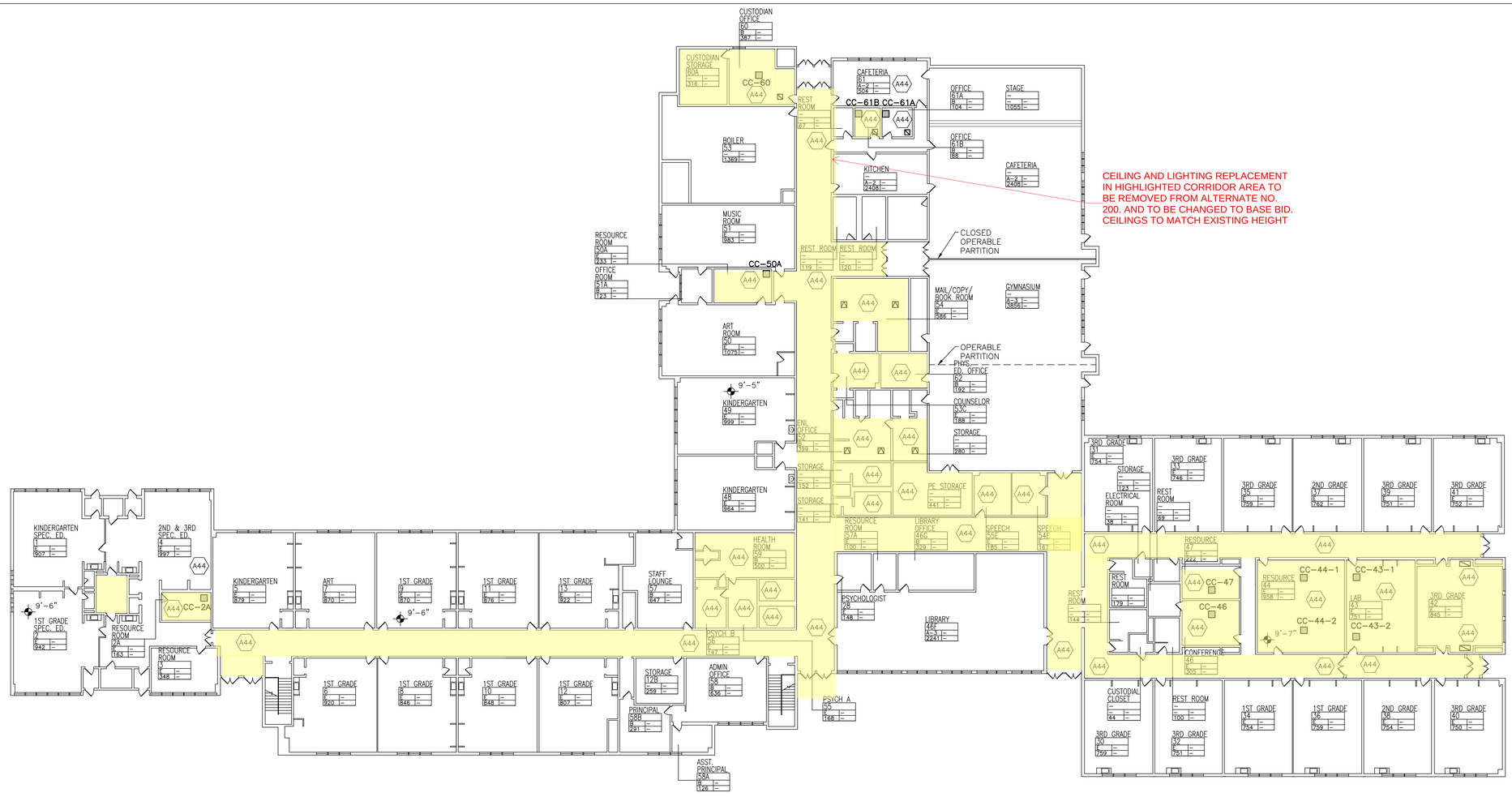

1 PROPOSED FIRST FLOOR RCP

SCALE: 1"=20'-0"

PLAN NORTH

IF THIS BAR DOES NOT MEASURE 1" THEN DRAWING IS NOT FULL SCALE

IT IS A VIOLATION OF THE LAW FOR ANY PERSON, UNLESS ACTING UNDER THE DIRECTION OF A LICENSED ARCHITECT, TO ALTER AN ITEM IN ANY WAY.

No.	Date	Revisions
0	03-04-25	BIDDING DOCUMENTS

REG. EXP DATE: 12-31-25

Drawn by: JR
Checked by: MS/JC
Project No.
Scale
Date

GREENMAN PEDERSEN, INC
400 BELLA BOULEVARD
MONTEBELLO, NY 10901

GREENMAN PEDERSEN, INC
400 BELLA BOULEVARD
MONTEBELLO, NY 10901

UNIVENT REPLACEMENT AT STONY POINT, THIELLS AND WEST HAVERSTRAW ELEMENTARY SCHOOL

SPES SBD# 50-02-01-06-0-014-012
TES SBD# 50-02-01-06-0-025-018
WHES SBD# 50-02-01-06-0-024-015

7 CURNER DRIVE
STONY POINT, NY 10980
COUNTY OF ROCKLAND

MICHAEL SHILALE ARCHITECTS, L.L.P.
140 Park Avenue New City, NY 10956 Tel 845-708-9200
www.shilale.com

© COPYRIGHT, MICHAEL SHILALE ARCHITECTS, L.L.P., ALL RIGHTS RESERVED.

Drawing Title: PROPOSED FIRST FLOOR RCP

Drawing No. TES-A-401

EXISTING THROUGH WALL LOUVER

SUPPLY REGISTER

EXISTING SUPPLY REGISTER

NEW UNIT VENT
UV-00

NEW FAN COIL UNIT
FC-00

NEW CEILING CASSETTE
CC-00

RA NEW RELIEF VENT ENCLOSURE

2' x 2' SUSPENDED CLG GRID

A 2' X 2' RECESSED LIGHT

RETURN

CEILING ACCESS PANEL

X'-X" CEILING ELEVATION

EXHAUST

LEGEND

A40 VOID.

A41 VOID

A42 INSTALL NEW 2X2 SUSPENDED ACT-1 CEILING. NEW CEILING HEIGHT TO MATCH EXISTING.

A43 INSTALL NEW 2X2 RECESSED LIGHTING IN NEW CEILING GRID.

A44 BASE BID: MODIFY AND REINSTALL EXISTING ACT CEILING/CEILING, CEILING LIGHTS FOR NEW HVAC EQUIPMENT AND REFRIGERANT PIPING AS REQUIRED.
ALTERNATE-200: REPLACE EXISTING CEILING/CEILING TILE, GRID AND LIGHTING WITH NEW ACT-1 AND LIGHTING

KEY NOTES

1. CONTRACTOR SHALL BE REQUIRED TO CORE DRILL ALL HOLES IN WALLS, FLOORS AND CEILINGS TO FACILITATE NEW LINESETS, ELECTRICAL CONDUITS AND CONDENSATE LINES.
2. EXT'G CLG. TILE SHALL BE REMOVED AS REQ'D. TO ALLOW INSTALLATION AND REMOVAL OF HVAC DEVICES, LINESETS, AND ELECTRICAL, AS REQ'D FOR THIS WORK. REINSTALLATION OF ALL CLG'S AS REQ'D. COORDINATE WITH MECHANICAL DRAWINGS.
3. FIRE ALARM DEVICES, SECURITY CAMERA, AND OTHER CEILING MOUNTED DEVICES TO BE REMOVED, TEMPORARILY STORED AND RE-INSTALLED AS REQ'D.

GENERAL NOTES

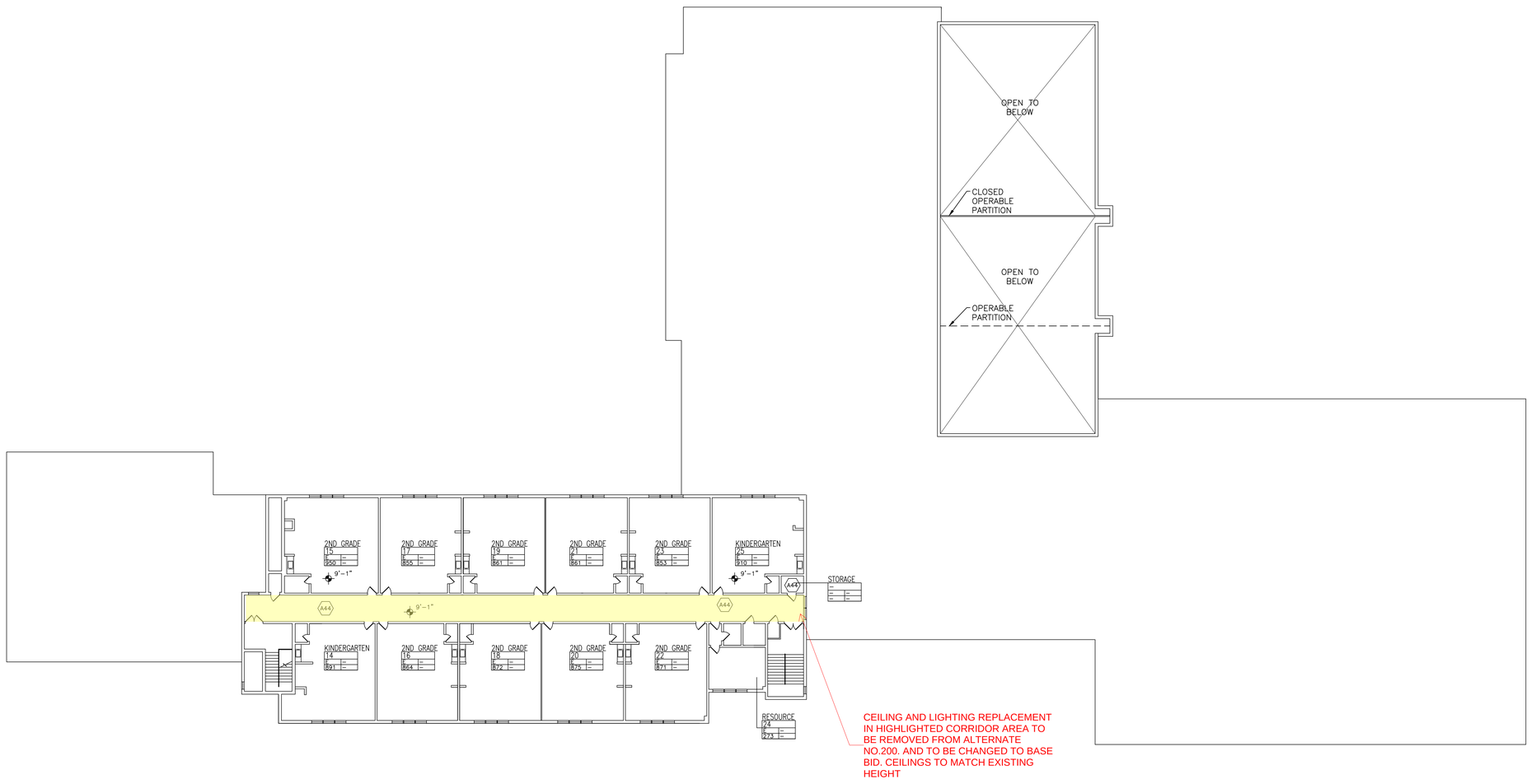

1 PROPOSED SECOND FLOOR REFLECTED CEILING PLAN

SCALE: 1"=20'-0"

PLAN NORTH

0 1/2 1
IF THIS BAR DOES NOT MEASURE 1" THEN DRAWING IS NOT TO FULL SCALE

IT IS A VIOLATION OF THE LAW FOR ANY PERSON, UNLESS ACTING UNDER THE DIRECTION OF A LICENSED ARCHITECT, TO ALTER AN ITEM IN ANY WAY.

No.	Date	Revisions
0	03-04-25	BIDDING DOCUMENTS

REG. EXP DATE: 12-31-25

Drawn by JR
Checked by MS/JC
Project No.
Scale
Date

GREENMAN PEDERSEN, INC
400 BELLA BOULEVARD
MONTEBELLO, NY 10901

GREENMAN PEDERSEN, INC
400 BELLA BOULEVARD
MONTEBELLO, NY 10901

UNIVENT REPLACEMENT AT STONY POINT, THIELLS AND WEST HAVERSTRAW ELEMENTARY SCHOOL

SPES SEDI# 50-02-01-06-0-014-012
TES SEDI# 50-02-01-06-0-025-018
WHES SEDI# 50-02-01-06-0-024-015

7 GUINKER DRIVE
STONY POINT, NY 10980
COUNTY OF ROCKLAND

MICHAEL SHILALE ARCHITECTS, L.L.P.
140 Park Avenue New City, NY 10956 Tel 845-708-9200
www.shilale.com

© COPYRIGHT, MICHAEL SHILALE ARCHITECTS LLP. ALL RIGHTS RESERVED.

Drawing Title
PROPOSED SECOND FLOOR RCP PLAN

Drawing No.
TES-A-402

LEGEND

- EXISTING THROUGH WALL LOUVER
- SUPPLY REGISTER
- EXISTING SUPPLY REGISTER
- NEW UNIT VENT UV–00
- NEW FAN COIL UNIT FC–00
- NEW CEILING CASSETTE CC–00
- RA NEW RELIEF VENT ENCLOSURE
- 2' x 2' SUSPENDED CLG GRID
- A 2' X 2' RECESSED LIGHT
- RETURN
- CEILING ACCESS PANEL
- X'–X" CEILING ELEVATION
- EXHAUST

KEY NOTES

A40 VOID.

A41 VOID

A42 INSTALL NEW 2X2 SUSPENDED ACT–1 CEILING. NEW CEILING HEIGHT TO MATCH EXISTING.

A43 INSTALL NEW 2X2 RECESSED LIGHTING IN NEW CEILING GRID.

A44 BASE BID: MODIFY AND REINSTALL EXISTING ACT CEILING/CEILING, CEILING LIGHTS FOR NEW HVAC EQUIPMENT AND REFRIGERANT PIPING AS REQUIRED.
ALTERNATE–300: REPLACE EXISTING CEILING/CEILING TILE, GRID AND LIGHTING WITH NEW ACT–1 AND LIGHTING

GENERAL NOTES

1. CONTRACTOR SHALL BE REQUIRED TO CORE DRILL ALL HOLES IN WALLS, FLOORS AND CEILINGS TO FACILITATE NEW LINESETS, ELECTRICAL CONDUITS AND CONDENSATE LINES.
2. EXT'G CLG. TILE SHALL BE REMOVED AS REQ'D. TO ALLOW INSTALLATION AND REMOVAL OF HVAC DEVICES, LINESETS, AND ELECTRICAL, AS REQ'D FOR THIS WORK. REINSTALLATION OF ALL CLG'S AS REQ'D. COORDINATE WITH MECHANICAL DRAWINGS.
3. FIRE ALARM DEVICES, SECURITY CAMERA, AND OTHER CEILING MOUNTED DEVICES TO BE REMOVED, TEMPORARILY STORED AND RE–INSTALLED AS REQ'D.

1 PROPOSED FIRST FLOOR RCP

SCALE: 1"=20'-0"

0 1/2 1
IF THIS BAR DOES NOT MEASURE 1" THEN DRAWING IS NOT TO FULL SCALE

No.	Date	Revisions
0	03-04-25	BIDDING DOCUMENTS

REG. EXP DATE: 12-31-25

IT IS A VIOLATION OF THE LAW FOR ANY PERSON, UNLESS ACTING UNDER THE DIRECTION OF A LICENSED ARCHITECT, TO ALTER AN ITEM IN ANY WAY.

Drawn by	JR
Checked by	MS/JC
Project No.	4.3041
Scale	AS NOTED
Date	03-18-24

Mechanical & Electrical Engineer: GREENMAN PEDERSEN, INC 400 BELLA BOULEVARD MONTEBELLO, NY 10901

Structural Engineer: GREENMAN PEDERSEN, INC 400 BELLA BOULEVARD MONTEBELLO, NY 10901

UNIVENT REPLACEMENT AT STONY POINT, THIELLS AND WEST HAVERSTRAW ELEMENTARY SCHOOL

SPES SED# 50-02-01-06-0-014-012
TES SED# 50-02-01-06-0-025-018
WHES SED# 50-02-01-06-0-024-015

7 GURNEE DRIVE STONY POINT, NY 10980 COUNTY OF ROCKLAND

MICHAEL SHILALE ARCHITECTS, L.L.P.
140 Park Avenue New City, NY 10956 Tel 845-708-9200
www.shilale.com

© COPYRIGHT, MICHAEL SHILALE ARCHITECTS LLP, ALL RIGHTS RESERVED.

Drawing Title: PROPOSED FIRST FLOOR RCP

Drawing No. WHES-A-401

LEGEND

- EXISTING THROUGH WALL LOUVER
- SUPPLY REGISTER
- EXISTING SUPPLY REGISTER
- NEW UNIT VENT UV-00
- NEW FAN COIL UNIT FC-00
- NEW CEILING CASSETTE CC-00
- RA NEW RELIEF VENT ENCLOSURE
- 2' x 2' SUSPENDED CLG GRID
- A 2' X 2' RECESSED LIGHT
- RETURN
- CEILING ACCESS PANEL
- X"-X" CEILING ELEVATION
- EXHAUST

KEY NOTES

A40 VOID.

A41 VOID

A42 INSTALL NEW 2X2 SUSPENDED ACT-1 CEILING. NEW CEILING HEIGHT TO MATCH EXISTING.

A43 INSTALL NEW 2X2 RECESSED LIGHTING IN NEW CEILING GRID.

A44 BASE BID: MODIFY AND REINSTALL EXISTING ACT CEILING/CEILING, CEILING LIGHTS FOR NEW HVAC EQUIPMENT AND REFRIGERANT PIPING AS REQUIRED.
ALTERNATE-300: REPLACE EXISTING CEILING/CEILING TILE, GRID AND LIGHTING WITH NEW ACT-1 AND LIGHTING

GENERAL NOTES

1. CONTRACTOR SHALL BE REQUIRED TO CORE DRILL ALL HOLES IN WALLS, FLOORS AND CEILINGS TO FACILITATE NEW LINESETS, ELECTRICAL CONDUITS AND CONDENSATE LINES.
2. EXT'G CLG. TILE SHALL BE REMOVED AS REQ'D. TO ALLOW INSTALLATION AND REMOVAL OF HVAC DEVICES, LINESETS, AND ELECTRICAL, AS REQ'D FOR THIS WORK. REINSTALLATION OF ALL CLG'S AS REQ'D. COORDINATE WITH MECHANICAL DRAWINGS.
3. FIRE ALARM DEVICES, SECURITY CAMERA, AND OTHER CEILING MOUNTED DEVICES TO BE REMOVED, TEMPORARILY STORED AND RE-INSTALLED AS REQ'D.

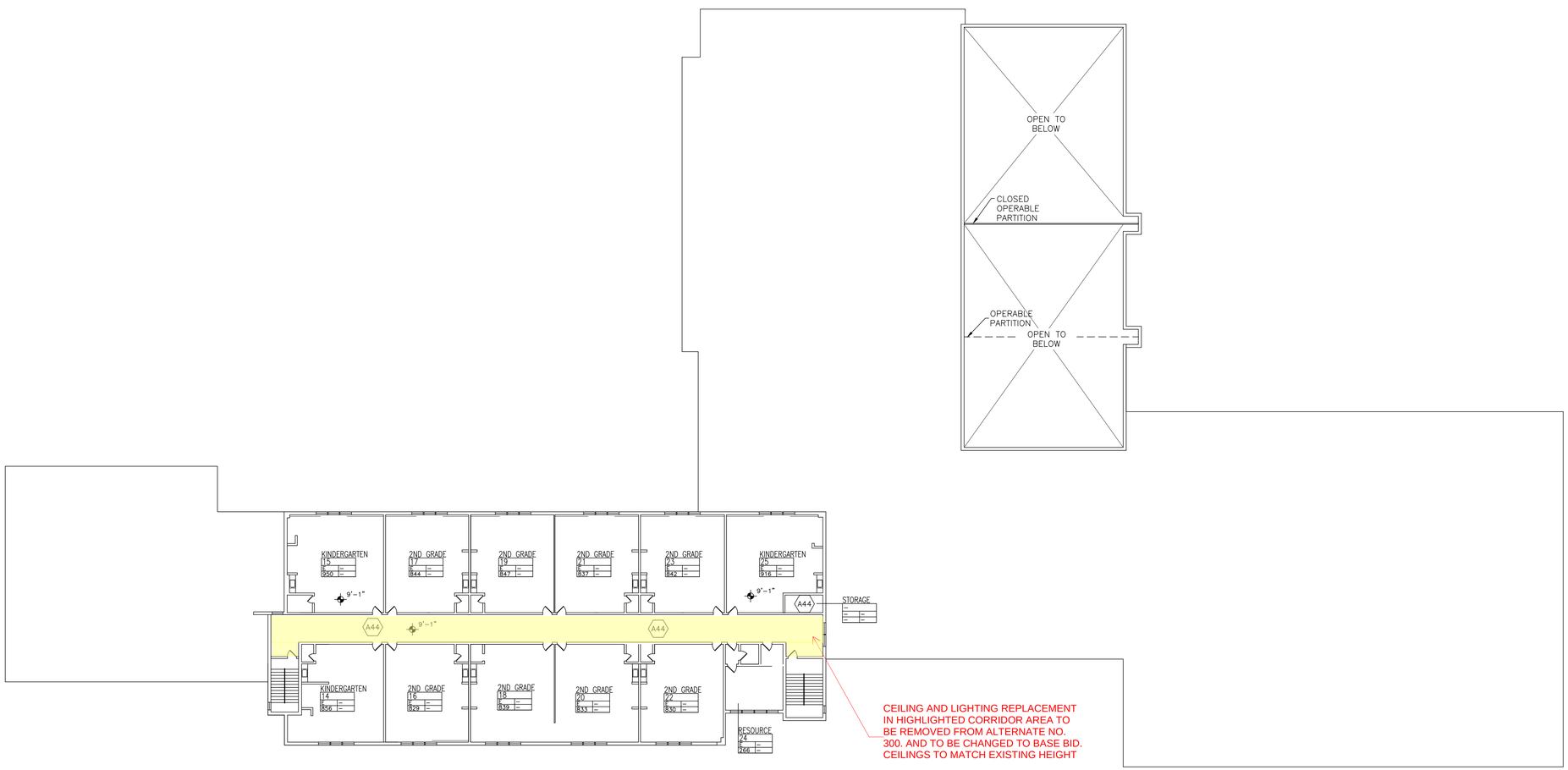

1 PROPOSED SECOND FLOOR REFLECTED CEILING PLAN

SCALE: 1"=20'-0"

PLAN NORTH

0 1/2 1
IF THIS BAR DOES NOT MEASURE THEN DRAWING IS NOT TO FULL SCALE

IT IS A VIOLATION OF THE LAW FOR ANY PERSON, UNLESS ACTING UNDER THE DIRECTION OF A LICENSED ARCHITECT, TO ALTER AN ITEM IN ANY WAY.

No.	Date	Revisions
0	03-04-25	BIDDING DOCUMENTS

REG. EXP DATE: 12-31-25

Drawn by	JR
Checked by	MS/JC
Project No.	43041
Scale	AS NOTED
Date	03-18-24

Mechanical & Electrical Engineer: GREENMAN PEDERSEN, INC 400 REILLA BOULEVARD MONTEBELLO, NY 10901

Structural Engineer: GREENMAN PEDERSEN, INC 400 REILLA BOULEVARD MONTEBELLO, NY 10901

UNIVENT REPLACEMENT AT STONY POINT, THIELLS AND WEST HAVERSTRAW ELEMENTARY SCHOOL

SPES SEDI# 50-02-01-06-0-014-012
TES SEDI# 50-02-01-06-0-025-018
WHES SEDI# 50-02-01-06-0-024-015

7 GUINEE DRIVE
STONY POINT, NY 10980
COUNTY OF ROCKLAND

MICHAEL SHILALE ARCHITECTS, L.L.P.
140 Park Avenue New City, NY 10956 Tel 845-708-9200
www.shilale.com

© COPYRIGHT, MICHAEL SHILALE ARCHITECTS LLP. ALL RIGHTS RESERVED.

Drawing Title: PROPOSED SECOND FLOOR RCP PLAN

Drawing No. WHES-A-402

LEGEND

- THROUGH WALL LOUVER
- NEW UNIT VENT — UV-00
- NEW FAN COIL UNIT — FC-00
- NEW CEILING CASSETTE — CC-00
- LF / LE — LINEAR FEET OF LINE SET ENCLOSURE
- FLOOR PATCHING TO MATCH EXISTING PATTERN
- SUPPLY REGISTER
- RETURN
- ACCESS PANEL

KEY NOTES

- A1 INSTALL NEW UNIT VENTILATOR (UV). SEE MECHANICAL DRAWINGS
- A2 VOID.
- A3 INSTALL NEW AIR HANDLER UNIT (AHU). SEE MECHANICAL DRAWINGS
- A4 INSTALL NEW CEILING CASSETTES (CC). SEE MECHANICAL DRAWINGS
- A5 INSTALL NEW SUPPLY/RETURN DIFFUSER AND REPLACE CEILING TILES WHERE REQUIRED. SEE MECHANICAL DRAWINGS FOR LOCATION OF DIFFUSERS.
- A7 PATCH FLOOR AS REQUIRED WHERE HVAC UNIT WAS REMOVED.
- A8 PATCH SOFFIT WHERE LOUVER WAS REMOVED AND MATCH FINISH TO EXISTING.
- A9 PROVIDE NEW LOUVER L-1. SEE MECHANICAL DRAWINGS
- A10 PATCH EXISTING FLOOR AND WALL WHERE EXISTING UV IS REMOVED
- A11 VOID
- A12 PROVIDE METAL LINE SET ENCLOSURES AS PER DETAIL 1/A-610. COORDINATE WITH MECHANICAL DRAWINGS FOR LOCATIONS.

GENERAL NOTES

1. CONTRACTOR SHALL BE REQUIRED TO CORE DRILL ALL HOLES IN WALLS, FLOORS AND CEILINGS TO FACILITATE NEW LINESETS, ELECTRICAL CONDUITS AND CONDENSATE LINES.
2. PATCH EXISTING VCT FLOORING AT BASE UNDER UNI-VENT TO MATCH EXIST. AS REQ'D.
3. PATCH EXISTING PLASTER/GYPSUM AT ALL UV LOCATIONS TO MATCH EXIST. AS REQ'D.
4. EXT'G CLG. TILE SHALL BE REMOVED AS REQ'D. TO ALLOW INSTALLATION AND REMOVAL OF HVAC DEVICES, LINESETS, AND ELECTRICAL, AS REQ'D FOR THIS WORK. REINSTALLATION OF ALL CLG'S AS REQ'D. COORDINATE WITH MECHANICAL DRAWINGS. COORDINATE WITH A-400 SERIES DRAWINGS; REFLECTED CEILING PLANS.
5. FIRE ALARM DEVICES TO BE REMOVED, TEMPORARILY STORED AND RE-INSTALLED AS REQ'D.
6. PROVIDE SPLASH BLOCKS AT ALL UV'S IN FIRST FLOOR.

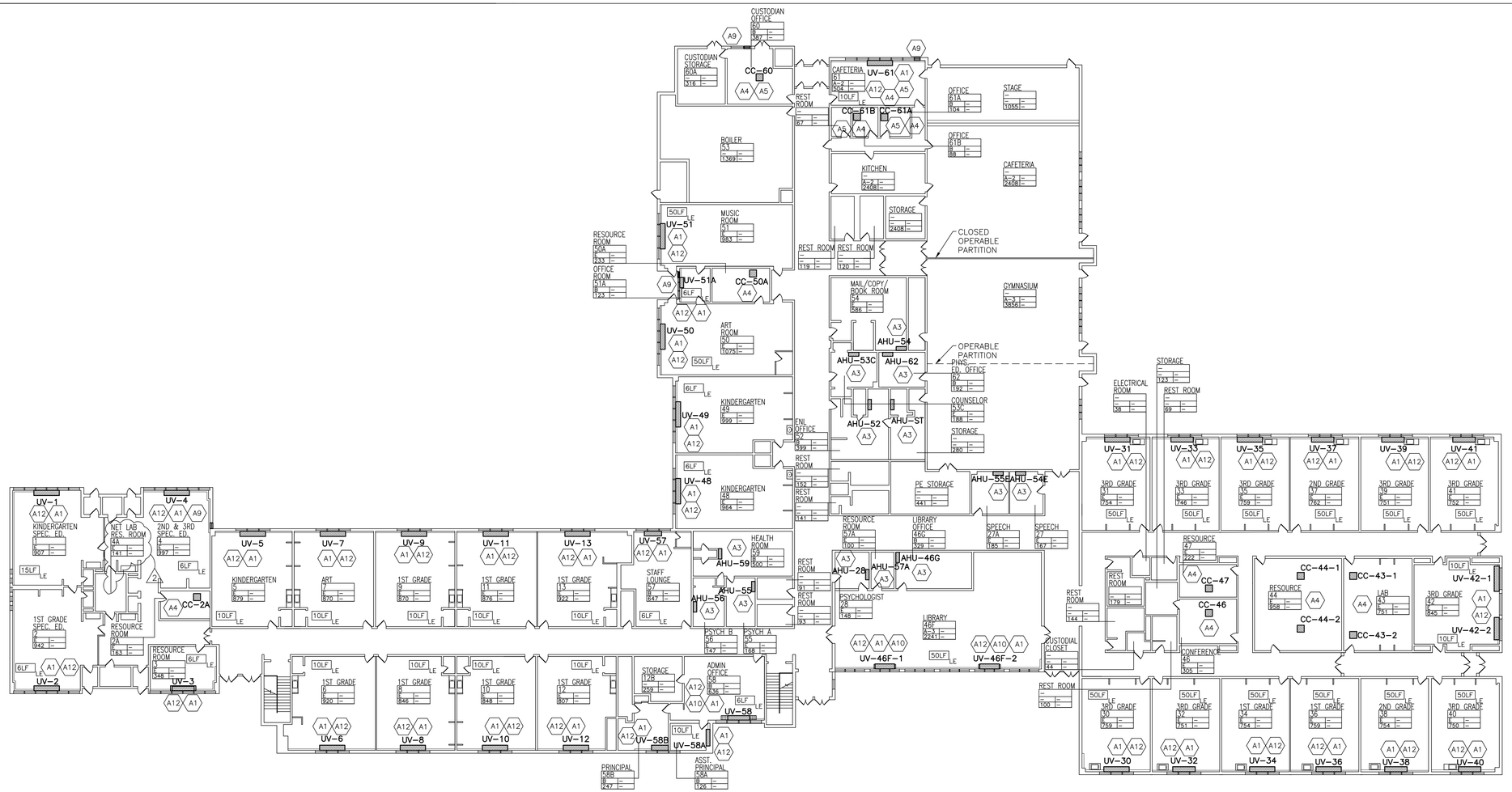

1 PROPOSED FIRST FLOOR PLAN

SCALE: 1"=20'-0"

PLAN NORTH

IF THIS BAR DOES NOT MEASURE 1" THEN DRAWING IS NOT TO FULL SCALE

Drawn by	JR
Checked by	MS/JC
Project No.	43042
Scale	
Date	03-04-25

IT IS A VIOLATION OF THE LAW FOR ANY PERSON, UNLESS ACTING UNDER THE DIRECTION OF A LICENSED ARCHITECT, TO ALTER AN ITEM IN ANY WAY.

No.	Date	Revisions
0	03-04-25	BIDDING DOCUMENTS
2	03-19-25	BIDDING ADDENDUM 2

REG. EXP. DATE: 12-31-25

Mechanical & Electrical Engineer: GREENMAN PEDERSEN, INC 400 BELLA BOULEVARD MONTEBELLO, NY 10901

Structural Engineer: GREENMAN PEDERSEN, INC 400 BELLA BOULEVARD MONTEBELLO, NY 10901

UNIVENT REPLACEMENT AT STONY POINT, THIELLS AND WEST HAVERSTRAW ELEMENTARY SCHOOL

SPES SED# 50-02-01-06-0-014-012
TES SED# 50-02-01-06-0-025-018
WHES SED# 50-02-01-06-0-024-015

7 GIBBONS DRIVE
STONY POINT, NY 10980
COUNTY OF ROCKLAND

MICHAEL SHILALE ARCHITECTS, L.L.P.
140 Park Avenue New City, NY 10956 Tel 845-709-9200
www.shilale.com

© COPYRIGHT, MICHAEL SHILALE ARCHITECTS LLP. ALL RIGHTS RESERVED.

Drawing Title: PROPOSED FIRST FLOOR PLAN

Drawing No. TES-A-101

LEGEND

- EXISTING THROUGH WALL LOUVER
- EXISTING THROUGH WALL SCUPPER
- EXISTING PIPE PENETRATION
- EXISTING ROOF DRAIN
- NEW ROOF DRAIN
- EXISTING VENTILATOR OR MECHANICAL PENETRATION
- EXISTING EQUIPMENT PAD
- EXISTING ROOF HATCH
- EXISTING LADDER
- NEW RTU
- EXISTING MECHANICAL EQUIPMENT
- ROOF VENT
- EXISTING SKYLIGHT
- EXISTING FRESH AIR INTAKE
- EXISTING CHIMNEY
- NEW PROTECTION RAILING

KEY NOTES

A20 INSTALL NEW AIR-COOLING-CONDENSING UNIT (ACCU)

A21 INSTALL NEW RTU. SEE STRUCTURAL AND MECHANICAL DRAWINGS.

A22 NEW MECHANICAL ROOF PENETRATION WITH ROOF FLASHING. SEE DETAIL 4/A-500 AND MECHANICAL DRAWINGS.

A23 INSTALL 125 L.F. OF NEW EQUIPMENT SCREENING FOR NEW CHILLER. CHILLER TO BE INSTALLED UNDER SEPARATE CONTRACT. (SEE DETAIL 7/A-500).

2

GENERAL NOTES

1. CONTRACTOR SHALL BE REQUIRED TO COORDINATE WITH ALL MEP AND STRUCTURAL DRAWINGS. SEE MECHANICAL DRAWINGS FOR ALL HVAC ROOFTOP EQUIPMENT.
2. EXISTING ROOF HAS A WARRANTY ISSUED BY TREMCO, ALL REPAIR WORK MUST BE PERFORMED BY TREMCO AUTHORIZED CONTRACTOR. LETTER FROM TREMCO WILL BE REQUIRED STATING WORK PERFORMED DOES NOT VOID EXISTING WARRANTY AND NEW WORK IS COVERED UNDER EXISTING WARRANTY.

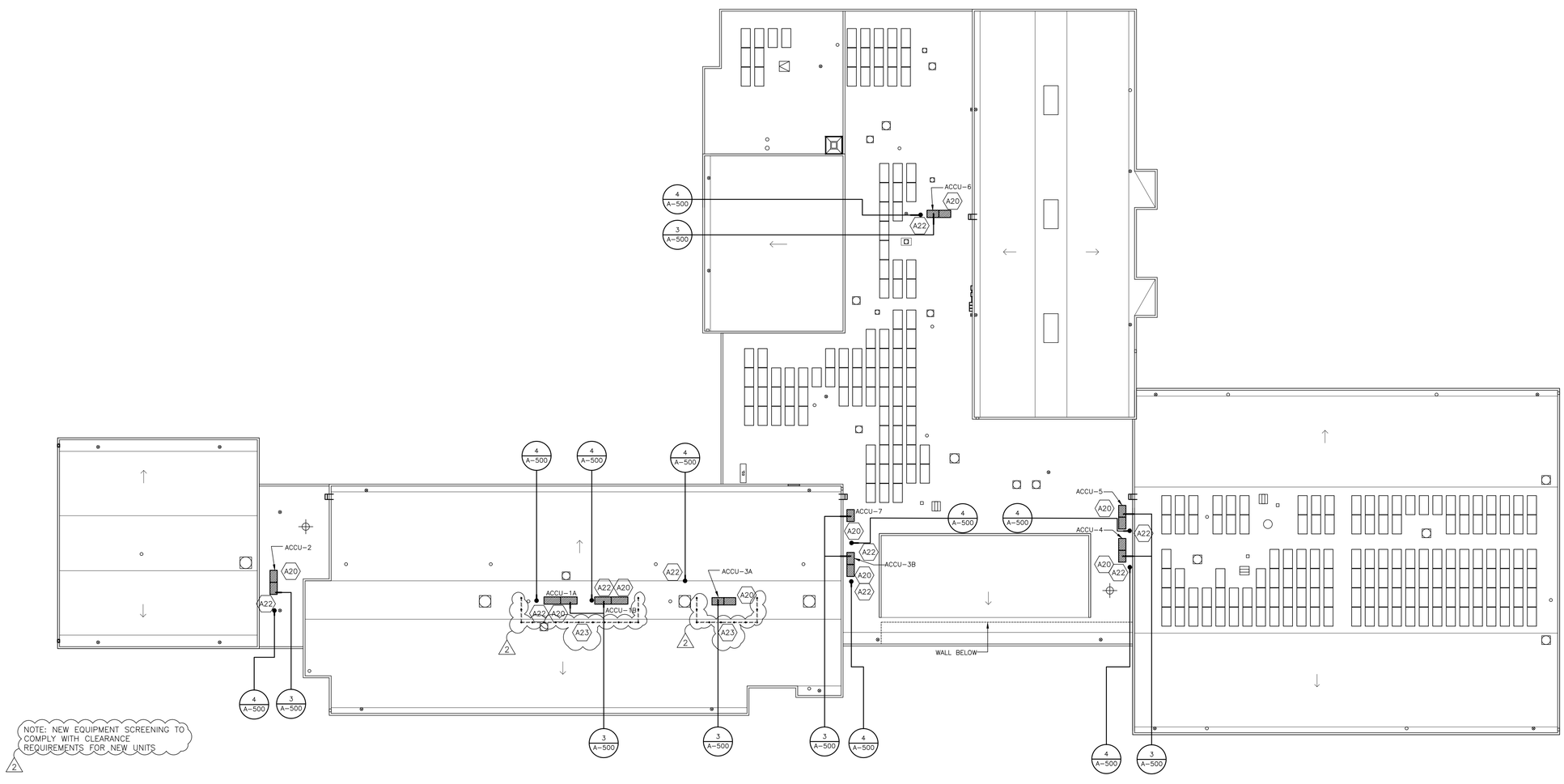

1 PROPOSED ROOF PLAN

SCALE: 1"=20'-0"

PLAN NORTH

0 1/2 1
IF THIS BAR DOES NOT MEASURE 1" THEN DRAWING IS NOT TO FULL SCALE

IT IS A VIOLATION OF THE LAW FOR ANY PERSON, UNLESS ACTING UNDER THE DIRECTION OF A LICENSED ARCHITECT, TO ALTER AN ITEM IN ANY WAY.

No.	Date	Revisions
2	03-19-25	BIDDING ADDENDUM 2
0	03-04-25	BIDDING DOCUMENTS

2

REG. EXP DATE: 12-31-25

Drawn by	JR
Checked by	MS/JC
Project No.	43042
Scale	
Date	03-04-25

Mechanical & Electrical Engineer: GREENMAN PEDERSEN, INC 400 RELLA BOULEVARD MONTEBELLO, NY 10901

Structural Engineer: GREENMAN PEDERSEN, INC 400 RELLA BOULEVARD MONTEBELLO, NY 10901

UNIVENT REPLACEMENT AT STONY POINT, THIELLS AND WEST HAVERSTRAW ELEMENTARY SCHOOL

SPES SED# 50-02-01-06-0-014-012
TES SED# 50-02-01-06-0-025-018
WHES SED# 50-02-01-06-0-024-015

7 GUINAN DRIVE
STONY POINT, NY 10980

COUNTY OF ROCKLAND

MICHAEL SHILALE ARCHITECTS, L.L.P.
140 Park Avenue New City, NY 10956 Tel 845-708-9200
www.shilale.com

© COPYRIGHT, MICHAEL SHILALE ARCHITECTS LLP, ALL RIGHTS RESERVED.

Drawing Title: PROPOSED ROOF PLAN

Drawing No. TES-A-103

LEGEND

- THROUGH WALL LOUVER
- NEW UNIT VENT UV-00
- NEW FAN COIL UNIT FC-00
- NEW CEILING CASSETTE CC-00
- LF / LE — LINEAR FEET OF LINE SET ENCLOSURE
- FLOOR PATCHING TO MATCH EXISTING PATTERN
- SUPPLY REGISTER
- RETURN
- ACCESS PANEL

KEY NOTES

- A1 INSTALL NEW UNIT VENTILATOR (UV). SEE MECHANICAL DRAWINGS
- A2 VOID.
- A3 INSTALL NEW AIR HANDLER UNIT (AHU). SEE MECHANICAL DRAWINGS
- A4 INSTALL NEW CEILING CASSETTES (CC). SEE MECHANICAL DRAWINGS
- A5 INSTALL NEW SUPPLY/RETURN DIFFUSER AND REPLACE CEILING TILES WHERE REQUIRED. SEE MECHANICAL DRAWINGS FOR LOCATION OF DIFFUSERS.
- A7 PATCH FLOOR AS REQUIRED WHERE HVAC UNIT WAS REMOVED.
- A8 PATCH SOFFIT WHERE LOUVER WAS REMOVED AND MATCH FINISH TO EXISTING.
- A9 PROVIDE NEW LOUVER L-1. SEE MECHANICAL DRAWINGS
- A10 PATCH EXISTING FLOOR AND WALL WHERE EXISTING UV IS REMOVED
- A11 VOID
- A12 PROVIDE METAL LINE SET ENCLOSURES AS PER DETAIL 1/A-610. COORDINATE WITH MECHANICAL DRAWINGS FOR LOCATIONS.

GENERAL NOTES

1. CONTRACTOR SHALL BE REQUIRED TO CORE DRILL ALL HOLES IN WALLS, FLOORS AND CEILINGS TO FACILITATE NEW LINESETS, ELECTRICAL CONDUITS AND CONDENSATE LINES.
2. PATCH EXISTING VCT FLOORING AT BASE UNDER UNI-VENT TO MATCH EXIST. AS REQ'D.
3. PATCH EXISTING PLASTER/GYPSUM AT ALL UV LOCATIONS TO MATCH EXIST. AS REQ'D.
4. EXT'G CLG. TILE SHALL BE REMOVED AS REQ'D. TO ALLOW INSTALLATION AND REMOVAL OF HVAC DEVICES, LINESETS, AND ELECTRICAL, AS REQ'D FOR THIS WORK. REINSTALLATION OF ALL CLG'S AS REQ'D. COORDINATE WITH MECHANICAL DRAWINGS. COORDINATE WITH A-400 SERIES DRAWINGS; REFLECTED CEILING PLANS.
5. FIRE ALARM DEVICES TO BE REMOVED, TEMPORARILY STORED AND RE-INSTALLED AS REQ'D.
6. PROVIDE SPLASH BLOCKS AT ALL UV'S IN FIRST FLOOR.

1 PROPOSED FIRST FLOOR PLAN

SCALE: 1"=20'-0"

IF THIS BAR DOES NOT MEASURE 1" THEN DRAWING IS NOT TO FULL SCALE

0 1/2 1

Drawn by	JR
Checked by	MS/JC
Project No.	43041
Scale	AS NOTED
Date	03-18-24

REG. EXP DATE: 12-31-25

No.	Date	Revisions
2	03-19-25	BIDDING ADDENDUM 2
0	03-04-25	BIDDING DOCUMENTS

IT IS A VIOLATION OF THE LAW FOR ANY PERSON, UNLESS ACTING UNDER THE DIRECTION OF A LICENSED ARCHITECT, TO ALTER AN ITEM IN ANY WAY.

GREENMAN PEDERSEN, INC
400 RELLA BOULEVARD
MONTEBELLO, NY 10901

Mechanical & Electrical Engineer:
GREENMAN PEDERSEN, INC
400 RELLA BOULEVARD
MONTEBELLO, NY 10901

Structural Engineer:

UNIVENT REPLACEMENT AT STONY POINT, THIELLS AND WEST HAVERSTRAW ELEMENTARY SCHOOL

SPES SED# 50-02-01-06-0-014-012
TES SED# 50-02-01-06-0-025-018
WHES SED# 50-02-01-06-0-024-015

7 GUINAN DRIVE
STONY POINT, NY 10980

COUNTY OF ROCKLAND

MICHAEL SHILALE ARCHITECTS, L.L.P.
140 Park Avenue New City, NY 10956 Tel 845-708-9200
www.shilale.com

Drawing Title: PROPOSED FIRST FLOOR PLAN

Drawing No. WHES-A-101

© COPYRIGHT, MICHAEL SHILALE ARCHITECTS LLP, ALL RIGHTS RESERVED.

LEGEND

- EXISTING THROUGH WALL LOUVER
- EXISTING THROUGH WALL SCUPPER
- EXISTING PIPE PENETRATION
- EXISTING ROOF DRAIN
- NEW ROOF DRAIN
- EXISTING VENTILATOR OR MECHANICAL PENETRATION
- EXISTING EQUIPMENT PAD
- EXISTING ROOF HATCH
- EXISTING LADDER
- NEW RTU
- EXISTING MECHANICAL EQUIPMENT
- ROOF VENT
- EXISTING SKYLIGHT
- EXISTING FRESH AIR INTAKE
- EXISTING CHIMNEY
- NEW PROTECTION RAILING

KEY NOTES

A20 INSTALL NEW AIR-COOLING-CONDENSING UNIT (ACCU)

A21 INSTALL NEW RTU. SEE STRUCTURAL AND MECHANICAL DRAWINGS.

A22 NEW MECHANICAL ROOF PENETRATION WITH ROOF FLASHING. SEE DETAIL 4/A-500 AND MECHANICAL DRAWINGS.

A23 INSTALL 125 L.F. OF NEW EQUIPMENT SCREENING FOR NEW CHILLER. CHILLER TO BE INSTALLED UNDER SEPARATE CONTRACT. (SEE DETAIL 7/A-500).

1

GENERAL NOTES

1. CONTRACTOR SHALL BE REQUIRED TO COORDINATE WITH ALL MEP AND STRUCTURAL DRAWINGS. SEE MECHANICAL DRAWINGS FOR ALL HVAC ROOFTOP EQUIPMENT.
2. EXISTING ROOF HAS A WARRANTY ISSUED BY TREMCO, ALL REPAIR WORK MUST BE PERFORMED BY TREMCO AUTHORIZED CONTRACTOR. LETTER FROM TREMCO WILL BE REQUIRED STATING WORK PERFORMED DOES NOT VOID EXISTING WARRANTY AND NEW WORK IS COVERED UNDER EXISTING WARRANTY.

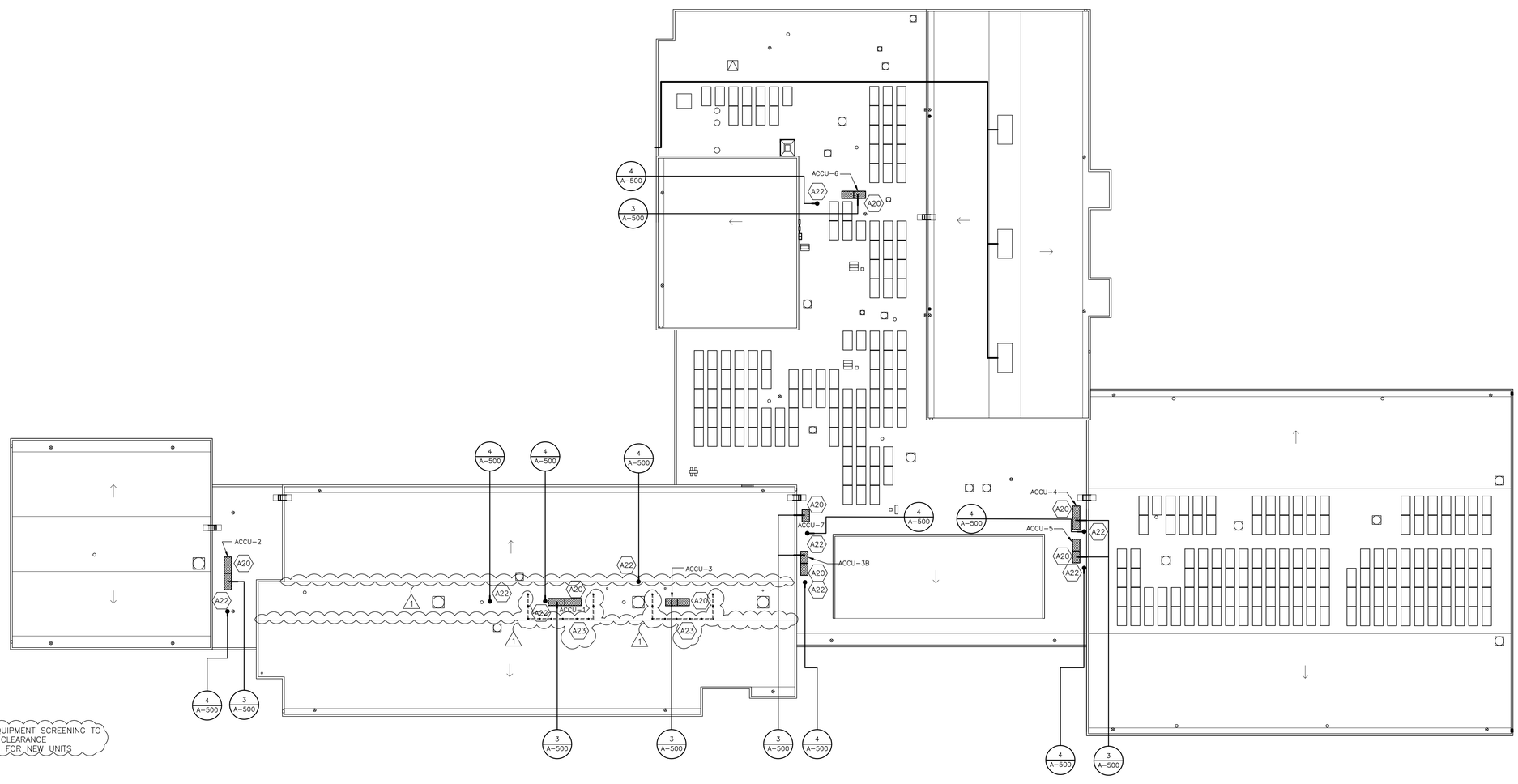

1 PROPOSED ROOF PLAN

SCALE: 1"=20'-0"

PLAN NORTH

0 1/2 1
IF THIS BAR DOES NOT MEASURE 1" THEN DRAWING IS NOT TO FULL SCALE

IT IS A VIOLATION OF THE LAW FOR ANY PERSON, UNLESS ACTING UNDER THE DIRECTION OF A LICENSED ARCHITECT, TO ALTER AN ITEM IN ANY WAY.

No.	Date	Revisions
2	03-19-25	BIDDING ADDENDUM 2
0	03-04-25	BIDDING DOCUMENTS

REG. EXP DATE: 12-31-25

Drawn by	JR
Checked by	MS/JC
Project No.	43042
Scale	
Date	03-04-25

Mechanical & Electrical Engineer: GREENMAN PEDERSEN, INC 400 RELLA BOULEVARD MONTEBELLO, NY 10901

Structural Engineer: GREENMAN PEDERSEN, INC 400 RELLA BOULEVARD MONTEBELLO, NY 10901

UNIVENT REPLACEMENT AT STONY POINT, THIELLS AND WEST HAVERSTRAW ELEMENTARY SCHOOL

SPES SED# 50-02-01-06-0-014-012
TES SED# 50-02-01-06-0-025-018
WHES SED# 50-02-01-06-0-024-015

8 CORNER DRIVE
STONY POINT, NY 10980
COUNTY OF ROCKLAND

MICHAEL SHILALE ARCHITECTS, LLP.
140 Park Avenue New City, NY 10956 Tel 845-708-9200
www.shilale.com

© COPYRIGHT, MICHAEL SHILALE ARCHITECTS LLP, ALL RIGHTS RESERVED.

Drawing Title: PROPOSED ROOF PLAN

Drawing No. WHES-A-103