COUNTY OF WESTCHESTER
NEW YORK

DEPARTMENT OF PUBLIC WORKS
AND TRANSPORTATION

DIVISION OF ENGINEERING

ADDENDUM NO. 2

CONTRACT NO. 23-519

FOR

ROOF, HVAC, AND ELECTRICAL UPGRADES
DANIEL P. THOMAS MATERIAL RECOVERY FACILITY
YONKERS, NEW YORK

The attention of the bidders is directed to the following changes, additions, and/or substitutions affecting the above-referenced contract(s).

A. <u>RE: GENERAL CONTRACT INFORMATION:</u>

ITEM 2-1: Bidders' Questions and Responses.

Attached hereto.

B. <u>RE: PROPOSAL PAGES:</u>

ITEM 2-2: Proposal Page

DELETE: Proposal - Page 6.1.

INSERT: Addendum 2 Proposal - Page 6.1,

Attached hereto.

C. <u>RE: THE SPECIFICATIONS:</u>

ITEM 2-3: Specifications

1. Section 011100 SUMMARY OF WORK:

   - **This Section is revised to remove references to Contracts 'G', 'M' and/or 'E'. This project will be Single Prime. See attached.**

DELETE: Section 011100 SUMMARY OF WORK.

INSERT: ADDENDUM 2 Section 011100 SUMMARY OF WORK.

Attached hereto.

D. RE: THE DRAWINGS:

ITEM 2-4: Drawings

1. INF1.0:
   - **The "GENERAL SCOPE OF WORK NOTES" is revised to remove references to Contracts 'G', 'M' and 'E'. This project will be Single Prime. See attached.**

1. AD1.0:
   - **Miscellaneous annotations throughout are revised to remove references to Contracts 'G', 'M' and/or 'E'. This project will be Single Prime. See attached.**

2. AD1.1:
   - **Miscellaneous annotations throughout are revised to remove references to Contracts 'G', 'M' and/or 'E'. This project will be Single Prime. See attached.**

3. AD1.2:
   - **Miscellaneous annotations throughout are revised to remove references to Contracts 'G', 'M' and/or 'E'. This project will be Single Prime. See attached.**

4. A2.0:
   - **Miscellaneous annotations throughout are revised to remove references to Contracts 'G', 'M' and/or 'E'. This project will be Single Prime. See attached.**

5. A2.1:
   - **Miscellaneous annotations throughout are revised to remove references to Contracts 'G', 'M' and/or 'E'. This project will be Single Prime. See attached.**

6. A2.2:
   - **Miscellaneous annotations throughout are revised to remove references to Contracts 'G', 'M' and/or 'E'. This project will be Single Prime. See attached.**

7. S101:
   - **The detail call-out flag at the area of skylight infill is revised to refer to Detail 4 on Sheet S500. See attached.**

ALL PROVISIONS OF THE CONTRACT NOT AFFECTED BY THE FOREGOING SHALL REMAIN IN FULL FORCE AND EFFECT.

COUNTY OF WESTCHESTER
DEPARTMENT OF PUBLIC WORKS
AND TRANSPORTATION

By: Hugh J. Greechan Jr., P.E.
Commissioner

Dated: March 6, 2025
WHITE PLAINS, NEW YORK

Bidders Questions and Responses

BIDDERS QUESTIONS AND RESPONSES

**WESTCHESTER COUNTY DEPARTMENT OF PUBLIC WORKS
AND TRANSPORTATION
DIVISION OF ENGINEERING**

**CONTRACT NO. 23-519
ROOF, HVAC, AND ELECTRICAL UPGRADES
DANIEL P. THOMAS MATERIAL RECOVERY FACILITY
YONKERS, NEW YORK**

The attention of all bidders is directed to the following responses to questions with regards to the above referenced Contract. These responses are presented for information purposes only and are not intended to modify the Contract. All provisions of the Contract remain in full force and effect. Where modification is required, the bidders' attention is directed to the addenda.

QUESTION NUMBER	QUESTION **RESPONSE**

1. "Do we need to provide field office for Owner/Architect/Engineer?"

   - **A field office established by the Contractor for the benefit of Westchester County or H2M representatives is not a project requirement.**

2. "As per drawing INF1.0, general scope of work notes mentioned multiple contracts (G, M & E). Please confirm if there would be multiple contracts or only single prime contractor will responsible for all scope of works for this project."

   - **This project will be Single Prime Contact. The drawing sheet INF1.0 is modified to clarify this. Other drawing sheets are also revised to remove references to separate Contracts (Sheets AD1.0, AD1.1, AD1.2, A2.0, A2.1, and A2.2). See attached.**

3. "Is this project under PLA? Please confirm."

   - **This Project will use a Project Labor Agreement. A description is included in the Project Manual.**

4. "The drawing note on S102 states: "Provide flange plate on each side of column, 6' long. See details 6 & 7 on S500." Can you confirm if this applies to all columns or just the marked corner column? See attached."

   - **The note on Sheet S102 refers only to the column identified, the note is not applicable to other columns throughout the building.**

5. "The new roofing system is going to have R-30 insulation which is about 5.5" thick plus cover board .5", the current system is about 1.5"-2" thick. This will create flashing issues at the items shown in the pictures. Please clarify how address the flashing heights. See picture 5996 short wall height, picture 6012 existing ventilator to remain has no flashing height, picture 6022 shows existing insulation thickness."

   - **Replaced roofing system over conditioned interior spaces shall provide minimum R-30 continuous rigid insulation entirely above the deck, as required by the 2020 Existing Building Code of NYS, the 2020 Building Code of NYS, and the 2020 Energy Conservation Construction Code of NYS. See attached Sheet A2.1 Sketch for identification of roofing areas which are located over conditioned interior spaces. Raise equipment curbs and/or additional edge blocking as required to perform the work. Bidder(s) shall field-verify the roofing system assembly at this area to confirm existing insulation thickness and shall report back to Architect/Engineer if the specified insulation build-up cannot be achieved.**

   - **Roofs over unconditioned spaces (the MRF and transfer station tipping floors, the paper & shipping floors, and the baler building) are exempt from the building thermal envelope provisions of 2020 ECCCNYS, Section C402. New rigid insulation boards shall be installed above the existing roof deck as required to replace removed materials in-kind and to yield a minimum 1/8":12" pitch towards roof drains – new or replaced insulation build-up does not need to exceed the existing in thickness or height above the deck. The reinstallation or replacement in-kind of equipment curbs or supports, parapets and low wall shelves, metal wall panels, flashings, or copings/edge metal systems shall be modified as required to meet the minimum installation requirements of the roof membrane manufacturer.**

6. "Please clarify how to flash detail at existing rising wall where coping appears to tie-in to the wall system. See picture 5997."

   - **Detail 1A on sheet A3.0 indicates the design intent for flashings at low wall shelves. Contractor(s) may temporarily remove and store metal wall panels and copings as required to expose backer walls for installation of flashings, before returning or replacing metal panels back to their original locations. New roof membranes shall run up the face of low parapet walls or curbs and be terminated in accordance with manufacturer's instructions, and be finished with counter flashings and copings.**

7. "Please clarify the content of material (i.e. insulation thickness, how many layers of roofing) are on the other roof areas?"

   - **Bidders shall field-verify all existing roofing conditions and assemblies to familiarize themselves with the Work prior to submission of their Bid Proposal.**

8. "Note #2 on drawing sheet number 16 of 48 "requires a unit price". There is no unit price item on the bid form for that."

   - **The Proposal Page 6 form has been revised, to include a Unit Price line item for the replacement of metal deck on a Square Footage basis. See attached.**

9. "Please provide structural detail #2 on S-500 referred to on drawing sheet number 14 of 48 at skylight location with detail designation."

   - **The detail call-out flag on Sheet S101 is revised. New roof deck framing to infill existing skylight openings is indicated on Detail 4 on Sheet S500.**

Sketch

(Reference to Question 5)

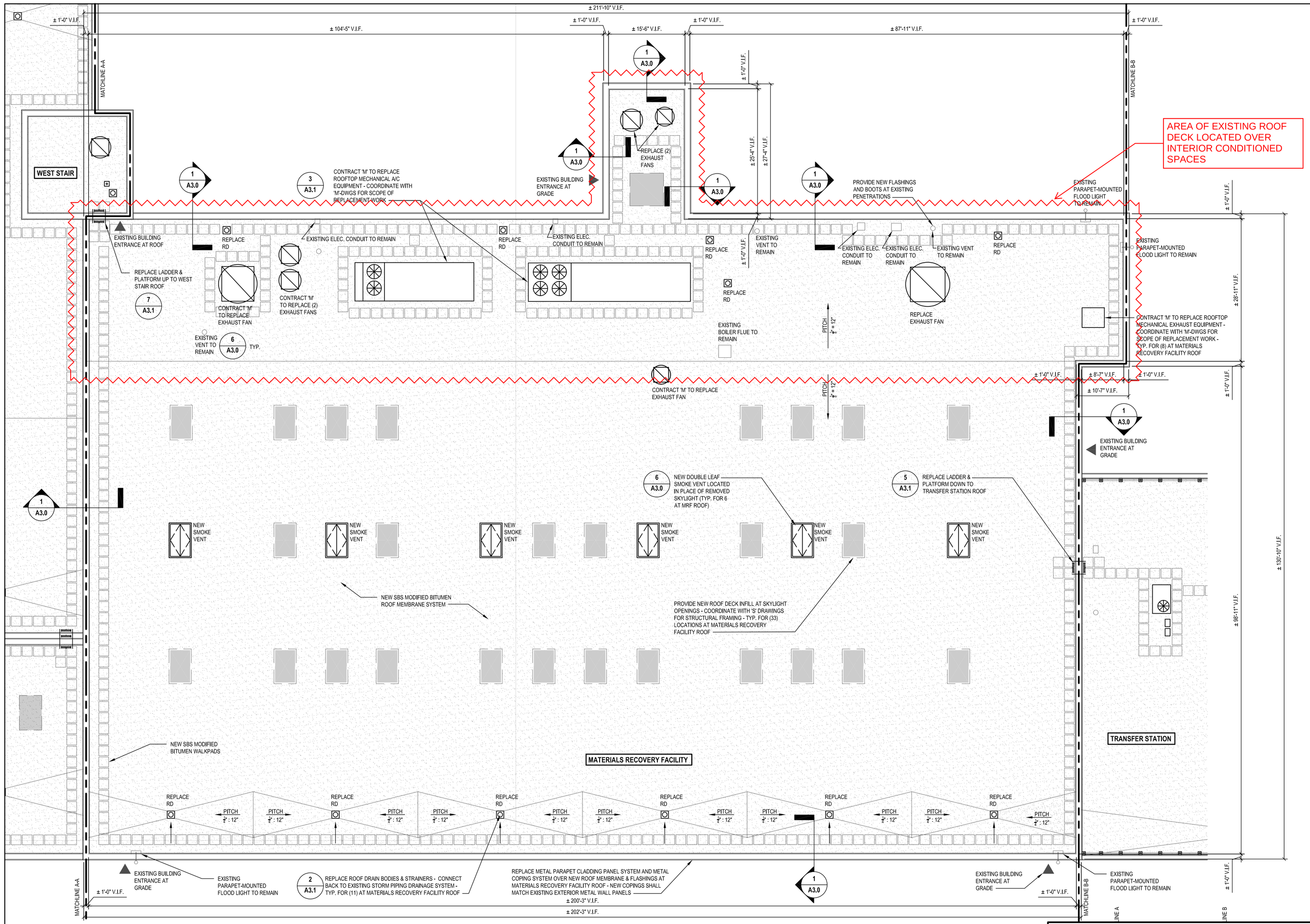

Partial Roof Construction Plan - Materials Recovery Facility & Tipping Floor

SCALE: 3/32"=1'-0"

CONSTRUCTION NOTES:

1. PROVIDE AND INSTALL NEW SBS MODIFIED BITUMEN MULTI-PLY ROOFING SYSTEM AT ALL ROOF AREAS. INSTALLATION SHALL INCLUDE ALL PLIES, UNDERLAYMENTS, RIGID INSULATION, COVER BOARD, FLASHINGS, SEALANTS AND MISCELLANEOUS ROOFING ACCESSORIES AS REQUIRED FOR A COMPLETE ROOFING SYSTEM AND WARRANTY BY MANUFACTURER. PROVIDE POSITIVE PITCH TOWARDS ROOF DRAINS AS INDICATED.
2. WHERE INDICATED, INFILL SKYLIGHT OPENINGS WITH NEW FRAMING AND ROOF DECK. COORDINATE WITH 'S' SHEETS FOR STRUCTURAL DESIGN AND DETAILING OF INFILL WORK.
3. WHERE INDICATED, INSTALL NEW SMOKE VENTS AT ROOF DECK OPENINGS WHERE SKYLIGHTS WERE REMOVED. INSTALL SMOKE VENTS WITHIN EXISTING FRAMING (CONTRACTOR TO VERIFY ALL DIMENSIONS IN FIELD) ON MANUFACTURER'S CURBS. FURNISH SMOKE VENTS WITH SINGLE-LEAF OR DOUBLE-LEAF HATCH DOORS AS INDICATED. WITH 4-SIDED FALL-PROTECTION SAFETY GUARDS, AND WELDED WIRE FALL-PROTECTION NET.
4. PROVIDE AND INSTALL RETROFIT ROOF DRAIN BODIES, LINERS AND STRAINERS. RECONNECT DRAIN BODY BACK TO EXISTING PIPING.
5. CONTRACT 'M' SHALL INSTALL NEW MECHANICAL AIR CONDITIONING, VENTILATION, AND EXHAUST EQUIPMENT AS INDICATED. COORDINATE WITH 'M' SHEETS FOR EQUIPMENT SCHEDULES AND DETAILS. FLASHINGS AT EQUIPMENT CURBS OR OTHER PENETRATIONS SHALL BE INSTALLED BY CONTRACT 'G.'
6. PROVIDE AND INSTALL NEW METAL PANEL PARAPET CLADDING , METAL COPINGS , AND METAL PERIMETER EDGE FASCIAS AT ROOF AREAS AS INDICATED. PROVIDE ALL PANELS, BLOCKING, ATTACHMENTS, FASTENERS, SEALANTS AND FLASHINGS AS REQUIRED FOR A COMPLETE SYSTEM. ALL SEAMS SHALL BE FACTORY-WELDED AND ALL EDGES SHALL BE HEMMED. CLADDING AND CORING SYSTEMS SHALL BE FACTORY-FINISHED AND SHALL MATCH EXISTING METAL WALL PANELS IN COLOR AND FINISH.
7. INSTALL NEW MIN. 42" HIGH EDGE-PROTECTION GUARDRAIL SYSTEM AS INDICATED. GUARDRAIL SYSTEM SHALL BE OSHA COMPLIANT.
8. INSTALL NEW FALL-PROTECTION ANCHOR AS INDICATED. ANCHOR SHALL BE OSHA COMPLIANT.
9. CONTRACT 'G' SHALL REINSTALL ELECTRICAL CONDUIT AND MISCELLANEOUS DEVICES BACK TO ORIGINAL LOCATIONS, AND REINSTATE ELECTRICAL SERVICE.

CONSTRUCTION LEGEND

	NEW SBS MODIFIED BITUMEN ROOFING SYSTEM
	AREA OF NEW ROOF DECK INFILL
	EXISTING BUILDING ACCESS AT GRADE OR ROOF TO BE PROTECTED DURING ALL CONSTRUCTION PROCEDURES
	NEW MECHANICAL EQUIPMENT AIR CONDITIONING OR EXHAUST EQUIPMENT - RECONNECT TO EXISTING SERVICES CONTRACT 'M'
	NEW RETROFIT ROOF DRAIN BODY AND PITCHED ROOFING - RECONNECT TO EXISTING STORM PIPING
	NEW METAL CLADDING & COPING SYSTEM AT EXISTING PARAPET WALLS
	NEW 42" GUARDRAIL SYSTEM AT EXISTING ROOF EDGE PERIMETERS
	EXISTING PARAPET MOUNTED FLOOD LIGHT TO REMOVE, STORE, & INSTALL
	NEW DOUBLE LEAF SMOKE VENT
	NEW SINGLE LEAF SMOKE VENT

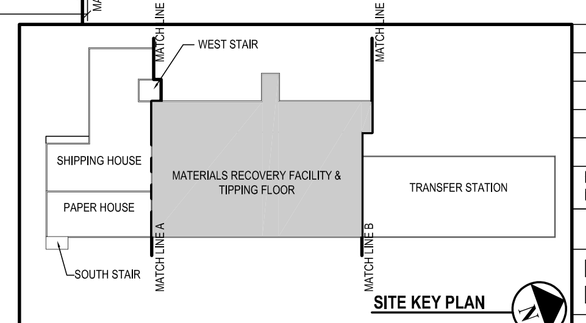

SITE KEY PLAN

REVISION NUMBER	DATE	MADE BY	APP'D BY	REVISION
1	10/30/2024	ONT	ONT	BID SUBMISSION

RECORD DRAWING CERTIFICATION

☐ AS BUILT – CHANGES AS NOTED
☐ AS BUILT – NO CHANGES

CONTRACTOR
NAME
SIGNATURE
TITLE DATE

PROJECT COORDINATOR
NAME
SIGNATURE
TITLE DATE

SEAL: REGISTERED ARCHITECT KENNETH R. GEORGE 026835 STATE OF NEW YORK

"ALTERATION OF THIS DOCUMENT EXCEPT BY A LICENSED PROFESSIONAL IS ILLEGAL"

H2M architects + engineers
2700 Westchester Avenue Suite 415 Purchase, NY 10577 P:(914)358-5623 F:(914)358-5624
Melville, NY 11747 | Albany, NY 12205 | White Plains, NY 10604 | New City, NY 10956 | Parsippany, NJ 07054 | Howell, NJ 07731

WESTCHESTER COUNTY, NEW YORK
DEPARTMENT OF PUBLIC WORKS AND TRANSPORTATION
DIVISION OF ENGINEERING

CONTRACT NUMBER 23–519
DRAWING NUMBER A2.1
SHEET NO. 8 OF 48

Roof, HVAC and Electrical Upgrades
Daniel P. Thomas Material Recovery Facility
Yonkers, New York
PARTIAL CONSTRUCTION ROOF - MATERIALS RECOVERY FACILITY & TIPPING FLOOR

SCALE: AS NOTED
DATE: 06/07/2024
DPW FILE NO. 93–02–A–280–0
REV. NO.

IN CHARGE OF
CHECKED BY
MADE BY

Addendum 2

Proposal Page 6.1

ADDENDUM 2

CONTRACT NO. 23-519

ITEMIZED PROPOSAL

ITEM NO.	APPROXIMATE QUANTITIES	DESCRIPTION	AMOUNT BID		AMOUNT BID	
			DOLLARS	CENTS	DOLLARS	CENTS
A	Lump Sum	For providing all labor, material, and equipment necessary to complete the work as shown on the contract drawings and in accordance with the specifications for the Roof, HVAC and Electrical Upgrades at the Daniel P. Thomas Materials Recovery Facility in Yonkers, NY.			$	
B	3,420 Square Feet	For removal and replacement "in-kind" of portions of damaged corrugated metal roof deck. Provide Unit Pricing on a Square Footage basis.	$		$	
		SUBTOTAL OF ALL ITEMS ABOVE:			**$**	
C	Mobilization (Must not exceed 2.00% of Subtotal shown above)				$	
D	Contract Bonds and Insurance (Must not exceed 3.00% of Subtotal shown above)				$	
W800	Necessary for Miscellaneous Additional Work per Article "Miscellaneous Additional Work (Item W-800)" of Information for Bidders, as directed				$ 1,000,000	00
		TOTAL BID FOR 'BASE BID':			**$**	

CONTRACTOR: _____

ADDRESS: _____

_____

BY: _____

Signature/Title

The Specifications

(Addendum 2 Section 011100 Summary of Work)

SECTION 011100
SUMMARY OF WORK

PART 1 - GENERAL

1.01 BRIEF PURPOSE OF PROJECT / GENERAL

A. The purpose of the project is the removal of all roofing materials and installation of a new Styrene Butadiene Styrene roofing system with rigid insulation; removal of existing skylights and structural infill of roof deck; and upgrades to HVAC & electrical equipment and systems.

B. All work shown and specified in the Contract Documents shall be the work of this Construction Contract. The Owner does not anticipate awarding other prime contracts for the project as shown.

C. This Section provides an abbreviated summary of the work for the Construction Contract associated with the Owner's program to construct the project.

D. The Contractor has been provided with copies of all relevant construction drawings for related construction contracts whose work may directly effect and impact the work under this Contract.
   1. It is each Contractor's responsibility to investigate the work that will be performed by others and consider such in the conduct of his/her work.

E. In the event that any of the provisions in the technical specifications conflicts with the general conditions, the provision more favorable to the owner, as determined by the owner in its sole discretion, shall govern.

1.02 NOMENCLATURE

A. Where the terms "Engineer/Architect", "Architect/Engineer", "Engineer", or "Architect" are used throughout these Contract Documents, they shall mean the firm of H2M architects + engineers as may be abbreviated by H2M.

B. The terms "Contractor" and/or "Prime Contractor" where used shall refer to the individual or company who has entered into an agreement with the Owner to perform the work contained within these Contract Documents. The lack of word capitalization shall be incidental.

C. The Contractor may be referred to as the "General Contractor", "Prime General Contractor", "Contract G Contractor" or similar wording. The lack of word capitalization shall be incidental. This Construction Contract shall be known as Contract G.

1.03 ABBREVIATED SUMMARY OF CONTRACT WORK

A. Furnish all labor, equipment, materials, tools, means, methods, and incidentals necessary to complete the Work as required by the Contract Documents for this Construction Contract. The contractor shall coordinate, through the Owner/Architect/Engineer, the work of their contract with the work by others.

B. This following abbreviated summary is provided in order to briefly describe the work covered by the Contract Documents for this Construction Contract. It is not all inclusive of the work under the Contract.

C. The work includes, but is not limited to, the following:

1. Demolition and removals as shown,
2. Installation of a new Styrene, Butadiene Styrene granulated white 3-ply roofing system with rigid insulation including all roofing components & accessories, flat & tapered insulation sheets, cover boards, walkway pads, and flashings as shown on the construction documents.
3. Pipe support systems for exposed piping
4. Miscellaneous metals including guardrails, ladders, equipment supports, parapet cladding and copings.
5. Startup participation for the various equipment and systems of the project and provide complete service to troubleshoot and assist manufacturer service representatives in obtaining a completely functional installation.
6. New exhaust fans, supports, and associated equipment.
7. New misting system, piping, nozzles, and associated equipment.
8. Testing and balancing of systems.
9. Provide, install, maintain, and repair, if necessary, temporary power and light throughout the site. Temporary power shall be provided at location(s) selected by the Architect/Engineer based on input by the General Contractor.
10. Electrical connections (final termination) to all equipment, control panels, ventilating equipment and electrical devices.
11. New lighting fixtures, wiring and associated equipment.
12. Final electrical terminations to all control panels, pumping equipment, blowers, HVAC equipment, etc.
13. Wiring connections to all electrical equipment (including equipment furnished by others).
14. Project closeout submittals.

D. All other work shown and specified within the Contract Documents.

1.04 PARTIAL LISTING OF OVERALL CONTRACT REQUIREMENTS

A. The Contract Documents detail the work included in the Contract. Related requirements and conditions covered by the Contract Documents include, but is not limited to, the following:
   1. Debris removal and daily and final cleaning up.
   2. Coordination with the Owner and other contractors who have been awarded work by the Owner.
   3. Coordination with utility companies necessary to schedule connection of services, and management of the installation.
   4. Site utilization and management so as not to disrupt the Owner's ability to operate the existing facilities in a safe and efficient manner.
   5. Maintain the Owner's ability to operate the facility at all times during the construction period.
   6. Facilities to be used during the contract period that are to be used by the Owner or his representatives and others involved with constructing the project.
   7. Product and equipment storage and handling requirements.
   8. Starting and adjusting of the equipment and systems required under the project.
   9. Site safety in accordance with all applicable federal, state, and local regulations.
   10. Project submittals, meetings, professional photographs, testing services, work plans, schedules, shop drawings, closeout procedures and documents, manuals, as-built drawings, and final commissioning of the work shall be provided as required by the Contract.
   11. Provide and maintain, at all times, temporary roadways for site access to all parties involved with the project.

12. Sequence and schedule the construction so that new facilities come on-line before pre-existing facilities are demolished, dismantled or taken offline.
13. To not hinder the Owner's ability to deliver a safe and potable water supply.

1.05 OWNER SUPPLIED PRODUCTS AND UTILITIES

A. The Owner will not be supplying equipment, labor, or tools for the project.

B. The Owner will pay for electricity usage. The restrictions on electrical usage shall be as follows:
1. Power tool usage during specified working hours will only be permitted.
2. Dewatering and trash pumps and portable heaters will not be permitted.
3. Sump pumps, if less than 1/3 horsepower will be allowed. Only two (2) sump pumps will be permitted to operate at the same time.
4. Power to help cure concrete or painting systems will not be permitted.
5. Power to the Contractor's trailer will be permitted.

C. The Owner reserves the right to stop paying for electrical usage at any time if, in the opinion of the Owner/Architect/Engineer, the Contractor causes excessive electrical charges or does not conserve electricity to the maximum extent possible in the opinion of the Architect/Engineer. All Contractors shall conserve electricity during the course of construction.

1.06 EXISTING CONDITIONS

A. The Drawings show certain information that has been obtained by the Owner regarding various utilities and structures that exist at the location of the project both below and at grade.

B. The Owner and the Architect/Engineer expressly disclaims all responsibility for the accuracy or completeness of the information given on the Drawings with regard to existing facilities.

C. In the case where the Contractor discovers an obstruction not indicated on the Drawings or not described via specification reference, then the Contractor shall immediately notify the Architect/Engineer of the obstructions' existence.

D. The Architect/Engineer will determine if the obstruction is to be relocated or removed.

E. Compensation for this extra work will be paid for in accordance with the provisions in the Contract for "Extra Work".

PART 2 - PRODUCTS

NOT USED

PART 3 - EXECUTION

NOT USED

END OF SECTION 011100

The Drawings

ABBREVIATIONS

A	Air
AB	Anchor Bolt
A/C	Air Conditioning
ACI	American Concrete Institute
ACST	Acoustic
ACP	Acoustical Ceiling Panel
ACU	Air Conditioning Unit
AD	Access Door
ADAPT	Adaptation
ADH	Adhesive
ADJ	Adjustable
ADMIN	Administration
ADO	Automatic Door Operator
A/E	Architect/Engineer
AFF	Above Finish Floor
ALT	Alternate
ALUM	Aluminum
ANCH	Anchor
ANSI	American National Standards Institute
APA	Access Panel
APPROX	Approximately
ASPH	Asphalt
ASPPLK	Asphalt Plank
ASSIST	Assistant
ASTM	American Society for Testing & Materials
AT	Acoustical Tile
AWS	American Welding Society
BAL	Balance
BB	Bulletin Board
BC	Brick Course
BD	Board
BLDG	Building
BLK	Block
BLKG	Blocking
BM	Beam
B.O.	Bottom Of
BOL	Bottom Of Lintel
BOT	Bottom
BR	Bumper Rail
BRKT	Bracket
BU	Built-Up
CAB	Cabinet
CB	Catch Basin
CEM	Cement
CER	Ceramic
CFI	Conductive Flooring
CG	Corner Guard
CHBD	Chalkboard
CIP	Cast-in-Place
CJ	Control Joint
CLG	Ceiling
CLGL	Clear Glass
CLO	Closet
CMU	Concrete Masonry Unit
CO	Clean Out
COL	Column
COMM	Communication
CONC	Concrete
CONST	Construction
CONT	Continuous
CONTR	Contractor
CORR	Corridor
CPT	Carpet
CR	Card Reader
CRS	Corrosion-Resistant Steel
CRSI	Concrete Reinforcing Steel Institute
C/S	Countersunk
CT	Ceramic Tile
CTG	Coating
CTR	Center
CU	Copper
CW	Cold Water
D	Clothes Dryer
DBL	Double
DET	Detail
DF	Drinking Fountain
DIA	Diameter
DIAG	Diagonal
DIM	Dimension
DISP	Dispenser
DN	Down
DO	Ditto
DR	Dressing
DS	Downspout
DWG	Drawing
DWR	Drawer
E	Electrical
EA	Each
EJ	Expansion Joint
EL	Elevation
ELEC	Electric/Electrical
ELEV	Elevator
ENG	Engineer
EP	Electrical Panel
EPY	Epoxy Coating
EQ	Equal
EQUIP	Equipment
E.S.	Each Side
EWC	Electric Water Cooler
EXAM	Examination
EXIST	Existing
EXST	Exhaust
EXP	Exposed
EXPN	Expansion
EXT	Exterior
F	Female
FAI	Fresh Air Intake
F.C.	Fire Code
F.B.O.	Furnished by Others

FC	Filing Cabinet
FCU	Fan Coil Unit
FD	Floor Drain
FE	Fire Extinguisher
FF	Finish Floor
FHC	Fire Hose Cabinet
FHMS	Flat Head Machined Screw
FIN	Finish
FLAM	Flammable
FLR	Floor
FLS	Flash
FDN	Foundation
FP	Fire Partition
FR	Fire Retardent
FSP	Fire Standpipe
FTG	Footing
FXGL	Fixed Glass
FUR'G	Furring
G	Gas
GA	Gauge
GALV	Galvanized
GB	Grab Bar
GEN	General
GL	Glass, Glazed
GR	Grade
GRT	Grout
GWB	Gypsum Wall Board
GYP	Gypsum
GYP. BD.	Gypsum Board
HC	Handicapped
HDBD	Hardboard
HDWD	Hardwood
HDWE	Hardware
HM	Hollow Metal
HOR	Horizontal
HR	Handrail
HT	Height
HTG	Heating
HW	Hot Water
ID	Inside Diameter
INSUL	Insulation/Insulating
INT	Interior
JNT	Joint
JST	Joist
KP	Kick Plate
LAM	Laminate
LAV	Lavatory
LDR	Leader
LKR	Locker
LLH	Long Leg Horizontal
LLV	Long Leg Vertical
LOC	Location
LP	Low Point
LMSTN	Limestone
LT	Light
M	Mechanical
MANUF	Manufacturer
MATL	Material
MAX	Maximum
MB	Modified Bitumen
MECH	Mechanical
M.E.P.	Mechanical, Electrical, Plumbing
MFD	Manufactured
MFR	Manufacturer
MGR	Manager
MID	Middle
MIN	Minimum
MISC	Miscellaneous
MLDG	Molding
MNT	Mounted
MO	Masonry Opening
MOIST	Moisture
MR	Moisture Resistant
MT	Metal Threshold
MTL	Metal
MTP	Metal Toilet Partition
MULT	Multiple
NBS	National Bureau of Standard
NIC	Not in Contract
NL	Neoprene Latex
NO	Number
NRCA	National Roofing Contractors Assoc.
NTS	Not to Scale
WTG	Waiting
WVF	Welded Vinyl Flooring
WWF	Welded Wire Fabric
OC	On Center
OD	Outside Diameter
OH	Overhead Door
OPGN	Opening
OPP	Opposite
OW	Observation Window
OWSJ	Open Web Steel Joist
P	Plumbing
PAR	Parallel
PC	Poured Concrete
PERP	Perpendicular
PL	Plate or Plaster
PLAS	Plastic
P.LAM	Plastic Laminate
PLBG	Plumbing
PLYWD	Plywood
PNL	Panel
PNTD	Painted
PORT	Portable
PROJ	Projection
PS	Product Standard
PSF	Pounds per Square Foot
PSI	Pounds per Square Inch

PT	Paint
PTD	Painted
PTN	Partition
PVC	Polyvinyl Chloride
PW	Pass Window
QA	Quality Assurance
QT	Quarry Tile
R	Radius or Riser
(R)	Relocated Item
RBR	Rubber Base
R&C	Reception & Control
RCP	Reflected Ceiling Plan
RD	Roof Drain
RDL	Roof Drain Leader
REC	Reception
REINF	Reinforced
REF	Refrigeration
REG	Reglet
REHAB	Rehabilitation
REPLEN	Replenishing
REPRO	Reproduction
REQM	Requirement
RESIL	Resilient
RM	Room
RO	Rough Opening
RP	Retractable Partition
RST	Resistant
RT	Rubber Tile
SC	Special Coating
SCHED	Schedule
SECT	Section
SECY	Secretary
SGFU	Structural Glazed Facing Units
SH	Shelving, Shelf
SIM	Similar
SJC	Seismic Joint Ceiling
SJF	Seismic Joint Floor
SJW	Seismic Joint Wall
SPEC	Specifications
SQ	Square
S&R	Shelf & Rod
SS	Service Sink
S.S.	Stainless Steel
STA	Station
STL	Steel
STOR	Storage
STR	Structure
STRUC	Structural
SUB	Subcontractor
SUPER	Supervisor
SUSP	Suspend
SVF	Sheet Vinyl Flooring
SW	Sidewalk
SYM	Symmetrical
TOI	Toilet
TB	Tack Board
TECH	Technician
TEL	Telephone
TEM	Tempered
TEMP	Temperature
TEMPY	Temporary
TERR	Terrazzo
THK	Thick
T.O.D.	Top of Deck
T.O.M.	Top of Masonry
T.O.S.	Top of Steel
TOX	Toxic
TR	Tread
TRTD	Treated
TRTMT	Treatment
TVCTV	Screen or Monitor Ceiling Mounted
TVWTV	Screen or Monitor, Wall Mounted
TYP	Typical
UBC	Uniform Building Code
UNAS	Unassigned
UNO	Unless Noted Otherwise
UNPT	Unpainted
UPS	Uninterrupted Power Supply
UR	Urinal
UTIL	Utility
V	Vacuum
VB	Vapor Barrier
VCT	Vinyl Composition Tile
VERT	Vertical
VEST	Vestibule
VH	Vinyl Homogeneous
VIN	Vinyl
VTR	Vent Thru Roof
VWC	Vinyl Wall Covering
W	Clothes Washer
W/	With
WC	Water Closet
W/C	Wheelchair
WD	Width or Wood
WH	Water Heater
WI	Wrought Iron
W/O	Without
WP	Waterproofing
WR	Waste Receptacle
WSCT	Wainscot
WT	Wall Tile

SYMBOLS LEGEND

- Building Section Cut
- Wall Section Cut
- Detail Key
- Elevation Key
- Rigid Insulation
- Batt Insulation
- Brick
- Concrete Cement, Gypsum
- Concrete Block
- Earth
- Wood Blocking
- Drawing Title
- Revision

GENERAL SCOPE OF WORK NOTES:

THE INTENDED SCOPE OF WORK INCLUDES BUT IS NOT LIMITED TO THE FOLLOWING:

ROOFING & PARAPETS:

- ABATEMENT OF ASBESTOS CONTAINING MATERIALS AT TRANSFER STATION ROOF AS SHOWN ON CONTRACT DOCUMENTS. SEE SHEET ASB1.0.
- REMOVAL AND DISPOSAL OF ALL EXISTING ROOFING MATERIALS DOWN TO EXISTING ROOF DECK, INCLUDING ALL ROOF MEMBRANES; FLASHINGS; PENETRATION BOOTS; UNDERLAYMENTS; ADHESIVES; RIGID INSULATION BOARDS AND COVER BOARDS; ATTACHMENTS; SEALANTS, CAULKING AND MASTICS; AND MISCELLANEOUS ROOFING SYSTEM ACCESSORIES AS SHOWN IN THE CONTRACT DOCUMENTS.
- REMOVAL AND DISPOSAL OF SKYLIGHTS, AND STRUCTURAL INFILL OF ROOF OPENINGS WITH NEW STEEL FRAMING AND METAL ROOF DECK OR CONCRETE DECK. SEE 'S' DRAWINGS.
- THE COMPLETE INSTALLATION OF A NEW STYRENE BUTADIENE STYRENE (SBS) WHITE 3-PLY ROOFING SYSTEM, TAPERED INSULATION, AND MISCELLANEOUS ROOFING SYSTEM ACCESSORIES OVER EXISTING CONCRETE OR METAL DECK. PROVIDE MEMBRANE TERMINATIONS, CANT STRIPS, COVER BOARDS, WALKWAY PADS, PENETRATION BOOTS OR FLASHINGS, CONTROL JOINT COVERS, SEALANTS, ADHESIVES, AND ALL OTHER MISCELLANEOUS MATERIALS REQUIRED BY THE ROOFING MANUFACTURER FOR A COMPLETE SYSTEM INSTALLATION.
- METAL ROOF DECK AND STEEL FRAMING: CUT AND REMOVE DAMAGED AREAS OF METAL ROOF DECK, AND REPLACE WITH NEW STEEL FRAMING AND DECKING. MECHANICALLY REMOVE SURFACE CORROSION ON STRUCTURAL STEEL FRAMING. SEE 'S' DRAWINGS.
- CONCRETE ROOF DECK: INFILL AREAS OF EQUIPMENT OR SKYLIGHT REMOVAL WITH NEW CONCRETE DECK DOWELED INTO ADJACENT CONSTRUCTION. SEE 'S' DRAWINGS.
- INSULATION: PROVIDE A CONTINUOUS RIGID INSULATION SYSTEM OF MIN. R-30 OVER ALL ROOFS. PROVIDE TAPERED INSULATION BOARDS TO YIELD A MINIMUM PITCH OF $\frac{1}{8}$" PER FOOT TOWARDS ROOF DRAINS UNLESS OTHERWISE NOTED ON DRAWINGS, AND PROVIDE TEMPORARY DRAINAGE FOR ALL PORTIONS OF THE ROOF THROUGHOUT THE ENTIRE DURATION OF THE PROJECT. CONTRACTOR SHALL FIELD VERIFY ALL EXISTING ROOF CONDITIONS AND EQUIPMENT, AND SHALL SUBMIT A ROOF PLAN INDICATING TAPERED INSULATION CONFIGURATION FOR ARCHITECT'S REVIEW.
- ACCESSORIES: PROVIDE LADDERS, PENETRATION BOOTS, EQUIPMENT CURB FLASHINGS, EDGE PROTECTION GUARDRAILS, FALL-PROTECTION ANCHORS, ROOF DRAIN LINERS AND STRAINER BASKETS AS INDICATED ON DRAWINGS.
- PARAPETS: REMOVAL AND DISPOSAL OF METAL COPING SYSTEM, METAL PERIMETER CURB EDGE SYSTEM, AND METAL WALL PANEL SYSTEM. PROVIDE NEW COPINGS, PERIMETER CURBS, AND METAL WALL PANELS AS INDICATED ON DRAWINGS. PROVIDE NEW ATTACHMENTS, FLASHINGS, HEMMED DRIP EDGES, AND BLOCKING.

MECHANICAL HVAC WORK:

- REMOVAL AND DISPOSAL OF MECHANICAL ROOFTOP UNITS, EXHAUST FANS, VENTILATORS AND ASSOCIATED DUCTS, LOUVERS, AND MISCELLANEOUS ASSOCIATED DEVICES AS SHOWN IN THE CONTRACT DOCUMENTS.
- INSTALLATION OF NEW ROOFTOP UNITS, CONDENSING UNITS, AIR HANDLING UNITS, EXHAUST FANS, MISTING SYSTEM, AND ASSOCIATED DUCTS, LOUVERS, GRILLES, ELECTRIC HEAT TRACE, CONTROLS AND OTHER MISCELLANEOUS ASSOCIATED DEVICES AS SHOWN IN THE CONTRACT DOCUMENTS.

ELECTRICAL WORK:

- REMOVAL AND DISPOSAL OF EXISTING LIGHTING, AND INSTALLATION OF NEW LIGHT FIXTURES AND CONTROLS CONNECTED BACK TO EXISTING ELECTRICAL SERVICE.
- ELECTRICAL DISCONNECT OF MECHANICAL HVAC EQUIPMENT TO BE REMOVED UNDER CONTRACT 'M', AND CONNECTION OF NEW EQUIPMENT, CONTROLS AND MISCELLANEOUS ASSOCIATED DEVICES BACK TO EXISTING ELECTRICAL SERVICE. NEW MECHANICAL EQUIPMENT SHALL BE INTERCONNECTED TO FIRE ALARM SYSTEM.
- INSTALLATION OF NEW CIRCUIT BREAKERS, WIRING, AND CONDUIT ON EXISTING PANELS AS INDICATED.
- INSTALLATION OF NEW FIRE ALARM DEVICES AND ASSOCIATED EQUIPMENT CONNECTED BACK TO EXISTING FIRE ALARM CONTROL PANEL.

GENERAL WORK NOTES (ALL CONTRACTS):

1. ALL WORK SHALL BE COMPLETED IN ACCORDANCE WITH THE CURRENTLY ADOPTED STATE CODES; LOCAL ZONING & PLANNING CODES AND ORDINANCES; RULES AND REGULATIONS OF ALL LOCAL AGENCIES, DEPARTMENTS, AND PUBLIC UTILITY COMPANIES HAVING JURISDICTION OVER ANY PORTION OF WORK; AND ALL OSHA REGULATIONS.
2. ALL WORK SHALL BE PERFORMED IN ACCORDANCE WITH BUILDING, FIRE, PLUMBING, MECHANICAL, GAS & ENERGY CODES OF NEW YORK STATE.
3. CONTRACTOR(S) SHALL NOTIFY THE ARCHITECT/ENGINEER BEFORE COMMENCING WITH OR CONTINUING WORK IF THEY CANNOT COMPLY WITH ALL REQUIREMENTS OF THE CONSTRUCTION DOCUMENTS AND ALL APPLICABLE CODES AND REGULATIONS.
4. THE DRAWINGS AND SPECIFICATIONS ARE COMPLEMENTARY AND COMPRISE THE PROJECT MANUAL.
5. CONTRACTOR(S) SHALL CHECK AND VERIFY ALL CONDITIONS AT THE SITE PRIOR TO STARTING WORK AND SHALL FAMILIARIZE THEMSELVES WITH THE INTENT OF THE PLANS. IF DURING CONSTRUCTION A CONDITION IS UNCOVERED WHICH DIFFERS FROM THAT INDICATED ON PLANS, THE CONTRACTOR SHALL IMMEDIATELY CONSULT WITH THE ARCHITECT/ENGINEER. CONTRACTOR(S) SHALL BE RESPONSIBLE FOR COORDINATING AND VERIFYING THE WORK AGAINST THE EXISTING CONDITIONS OF THE SITE AND AGAINST THE WORK OF OTHER PRIME CONTRACTOR(S). CONTRACTOR(S) SHALL BE RESPONSIBLE FOR ALL TEMPORARY MEASURES, COSTS, DELAYS, CHANGES TO THE SCOPE, LIABILITY ARISING FROM THEIR ACTIONS, ETC. WITHOUT ADDITIONAL COMPENSATION IF THE CONTRACTOR FAILS TO VERIFY THE FIELD CONDITIONS AGAINST THE PROJECT INTENT PRIOR TO COMMENCING WORK.
6. OVERALL BUILDING DIMENSIONS, HEIGHTS OR ELEVATIONS, AND LOCATIONS OF EXISTING STRUCTURES OR ELEMENTS INCLUDING BUT NOT LIMITED TO ENTRY DOORS, ROOF DECKS, STRUCTURAL FRAMING, PARAPETS, ROOF PENETRATIONS, MECHANICAL OR ELECTRICAL EQUIPMENT, INTERIOR PARTITION LAYOUTS, DUCTWORK, VENTS, LIGHTING, SERVICE UTILITIES, AND OTHER MISCELLANEOUS DEVICES ARE APPROXIMATE. DO NOT SCALE DRAWINGS. CONTRACTOR MUST VERIFY ALL DIMENSIONS AND CONDITIONS IN FIELD AND MAKE ADJUSTMENTS TO WORK AS NECESSARY. IF A DISCREPANCY ARISES BASED ON EXISTING FIELD CONDITIONS, CONSULT WITH ARCHITECT/ENGINEER PRIOR TO PROCEEDING WITH THE WORK.
7. CONTRACTOR(S) SHALL NOT MAKE DEVIATIONS FROM THE DESIGN DRAWINGS OR SPECIFICATIONS WITHOUT WRITTEN DIRECTIVE FROM THE ARCHITECT/ENGINEER. IF THERE IS A DISCREPANCY IN THE CONTRACT DOCUMENTS, CONTRACTOR(S) SHALL CONSULT WITH THE ARCHITECT/ENGINEER BEFORE PROCEEDING.
8. ANY ITEM OF CONSTRUCTION NECESSARY FOR PROPER COMPLETION OF THE WORK WHICH IS NOT SPECIFICALLY COVERED IN THE CONTRACT DOCUMENTS SHALL BE CONSIDERED REQUIRED BY AND INCLUDED IN THE WORK SCOPE. THE DETAILS AND SPECIFICATIONS PROVIDED WITHIN THE PROJECT MANUAL DO NOT DEPICT EVERY CONDITION THAT WILL BE REQUIRED FOR A COMPLETE INSTALLATION. THE PROJECT MANUAL DESCRIBES THE INTENDED SCOPE OF WORK AND WORK TO BE UNDERTAKEN. EXISTING FEATURES SHALL BE MODIFIED AS REQUIRED TO ACCOMMODATE THE NEW WORK. THE CONTRACTOR MUST PROVIDE AS REQUIRED ALL ADDITIONAL CONSTRUCTION ITEMS INCLUDING BUT NOT LIMITED TO BLOCKING, TAPERED INSULATION, CANTS, CONDUIT MOUNTING BLOCKS, ETC. TO EXECUTE THE WORK AND TO EXECUTE ALL OF THE CONSTRUCTION SURROUNDING THE DETAILS INDICATED.
9. CONTRACTOR(S) SHALL DISTURB ONLY THE AREAS OF THE SITE AFFECTED BY THE WORK. REMOVALS AND DEMOLITION WORK SHALL BE LIMITED TO THAT WHICH CAN BE RECOVERED OR OTHERWISE MADE MADE WEATHERTIGHT IN ONE (1) WORKING DAY.
10. CONTRACTOR(S) SHALL BE RESPONSIBLE FOR ANY TEMPORARY SCAFFOLDING AND BRIDGING. SCAFFOLDING PERMIT(S), IF REQUIRED, SHALL BE DESIGNED AND STAMPED BY A LICENSED NYS ENGINEER.
11. CONTRACTOR(S) SHALL PROTECT AND MAINTAIN ALL PROPERTY, ADJACENT CONSTRUCTION, FINISHES, EQUIPMENT, ETC. AND SHALL BE RESPONSIBLE FOR ALL DAMAGES TO THE INTERIOR AND EXTERIOR OF THE BUILDING THAT RESULT FROM AND DURING THE WORK. CONTRACTOR(S) SHALL BE RESPONSIBLE FOR ADEQUATELY BRACING AND PROTECTING ALL WORK (BY THEIR OWN CONTRACT AND OTHER PRIME CONTRACTS) AGAINST DAMAGE, BREAKAGE, COLLAPSE, DISTORTION, AND MISALIGNMENT.
12. OVER-DEMOLITION SHALL BE ALLOWED PROVIDED THAT ALL SURFACES ARE REBUILT TO MATCH THE MATERIALS, STRUCTURAL INTEGRITY AND APPEARANCE OF THOSE WHICH WERE REMOVED AND SHALL BE PERFORMED AT NO ADDITIONAL COST TO THE OWNER.CONTRACTOR(S) SHALL PROTECT OR TEMPORARILY REMOVE AND STORE ALL EXISTING ITEMS WHICH ARE INDICATED TO REMAIN THROUGHOUT THE ENTIRE COURSE OF WORK - ITEMS SHALL BE REINSTALLED TO EXISTING LOCATIONS AND/OR CONDITIONS AND SHALL BE RECONNECTED TO SERVICES AS REQUIRED AFTER THE COMPLETION OF ALL WORK.
13. CONTRACTOR(S) SHALL PROVIDE ADEQUATE TEMPORARY DRAINAGE FOR ALL PORTIONS OF THE ROOF THROUGHOUT THE ENTIRE DURATION OF THE PROJECT.
14. CONTRACTOR(S) SHALL BE RESPONSIBLE FOR THE SAFETY OF THE PUBLIC, FACILITY EMPLOYEES, AND OTHER TRADESMAN THROUGHOUT THE ENTIRE DURATION OF THE WORK.
15. CONTRACTOR(S) SHALL ADHERE TO MANUFACTURER'S INSTALLATION INSTRUCTIONS AND SHALL GUARANTEE TO THE OWNER THAT ALL MATERIALS AND EQUIPMENT INCORPORATED INTO THE WORK WILL BE NEW. ALL NEW EQUIPMENT SHALL BE AS SPECIFIED IN THE PROJECT MANUAL OR AS OTHERWISE ACCEPTED BY THE ARCHITECT/ENGINEER, SHALL BE FREE OF DEFECTS AND FAULTS, AND SHALL BE GUARANTEED FOR THE MINIMUM SPECIFIED DURATION OF TIME STARTING FROM THE DATE OF COMPLETION.
16. THE ARCHITECT/ENGINEER SHALL NOT BE RESPONSIBLE FOR THE MEANS AND METHODS OF THE PERFORMANCE OF THE WORK BY THE CONTRACTOR(S), SUBCONTRACTORS, OR OWNER. NOR SHALL THE ARCHITECT/ENGINEER GUARANTEE THE PERFORMANCE OF WORK. THE PROJECT MANUAL DOES NOT CONTAIN THE NECESSARY COMPONENTS FOR CONSTRUCTION SAFETY, CARE OF ADJACENT PROPERTY DURING CONSTRUCTION, OR COMPLIANCE WITH STATE AND FEDERAL REGULATIONS.
17. EACH PRIME CONTRACTOR IS RESPONSIBLE FOR THE COORDINATION OF THEIR WORK WITH THE WORK OF OTHER PRIME CONTRACTORS.
18. PRIOR TO COMMENCING ON-SITE WORK, CONTRACTOR(S) SHALL PREPARE AN OCCUPATIONAL SAFETY AND HEALTH ADMINISTRATION (OSHA) EMERGENCY ACTION PLAN (EAP) FOR THEMSELVES AND ANY SUBCONTRACTORS FOR INSPECTION UPON REQUEST. THE PLAN MUST INCLUDE, BUT IS NOT LIMITED TO, HAZARD COMMUNICATION, LABELING, EMERGENCY RESPONSE PREPAREDNESS, TRAINING, AND ALL OTHER OSHA REQUIREMENTS. COPIES OF SAFETY DATA SHEETS (SDS) FOR ANY HAZARDOUS MATERIALS, AS DEFINED BY OSHA'S HAZARD COMMUNICATION STANDARD OR BY NEW YORK STATE, MUST BE PROVIDED WHENEVER SUCH MATERIALS ARRIVE ON SITE. SAFETY DATA SHEETS MUST BE KEPT TOGETHER AND MAINTAINED CENTRALLY ON SITE THROUGHOUT THE ENTIRE DURATION OF WORK THROUGH COMPLETION.

1 Yonkers MRF Location Plan

SCALE: Not to Scale

GENERAL NOTE:
ALL STAGING AREAS TO BE COORDINATED WITH FACILITY PRIOR COMMENCEMENT OF WORK

CODE ANALYSIS SUMMARY:

BUILDING TYPE: EXISTING BUILDING
PROJECT TYPE: ROOF REPLACEMENT AND INSTALLATION OF HVAC & LIGHTING EQUIPMENT

2020 EXISTING BUILDING CODE OF NEW YORK STATE (EBCNYS)
ALTERATION LEVEL 1

SECTION 705 REROOFING: MATERIALS AND METHODS OF APPLICATION USED FOR RECOVERING OR REPLACING AN EXISTING ROOF COVERING SHALL COMPLY WITH THE REQUIREMENTS OF CHAPTER 15 OF THE BUILDING CODE OF NEW YORK STATE.

SECTION 707: ENERGY CONSERVATION - COMPLY WITH THE REQUIREMENTS OF THE ENERGY CONSERVATION CONSTRUCTION CODE OF NEW YORK STATE (ECCCNYS).

2020 ENERGY CONSERVATION CONSTRUCTION CODE OF NEW YORK STATE (ECCCNYS)

C301 CLIMATE ZONE - WESTCHESTER ZONE 4A

C402.1.3 INSULATION ENTIRELY ABOVE ROOF DECK: MINIMUM R-30 CONTINUOUS INSULATION
2020 BUILDING CODE OF NEW YORK STATE (BCNYS)

CHAPTER 15: ROOF ASSEMBLIES AND ROOFTOP STRUCTURES

SECTION 1502 ROOF DRAINAGE: EXISTING TO REMAIN. SECONDARY (EMERGENCY OVERFLOW) DRAINS EXEMPT UNDER EBCNYS SECTION 705.1 ITEM 2.

SECTION 1504 PERFORMANCE REQUIREMENTS:
DESIGN CODE: ASCE 7, METHOD 2 FOR COMPONENTS AND CLADDING
CATEGORY IV
BUILDING WITH AN IMPORTANCE FACTOR OF: 1.5
WIND SPEED: 125MPH
EXPOSURE CATEGORY: D
ROOF PITCH: 0.125 INCH PER FOOT
ROOF AREA DESIGN UPLIFT PRESSURES:
a. CORNER UPLIFT PRESSURE 76.8 LBF/SQ. FT.
b. PERIMETER UPLIFT PRESSURE: 51 LBF/ SQ. FT.
c. FIELD-OF-ROOF UPLIFT PRESSURE: 30.4 LBF/ SQ. FT.
SECTION 1505: FIRE CLASSIFICATION
1505.2 CLASS A ROOF ASSEMBLIES' EXEMPTION 1: CLASS A ROOF ASSEMBLIES INCLUDE THOSE WITH COVERINGS OF BRICK, MASONRY OR AN EXPOSED CONCRETE DECK.

SECTION 1507: REQUIREMENTS FOR ROOF COVERINGS - APPLY IN ACCORDANCE WITH THE MANUFACTURER'S INSTALLATION INSTRUCTIONS.

SECTION 1508: ROOF INSULATION
HIGH DENSITY POLYISOCYANURATE BOARD TO COMPLY WITH ASTM C1289 TYPE II, CLASS 4.

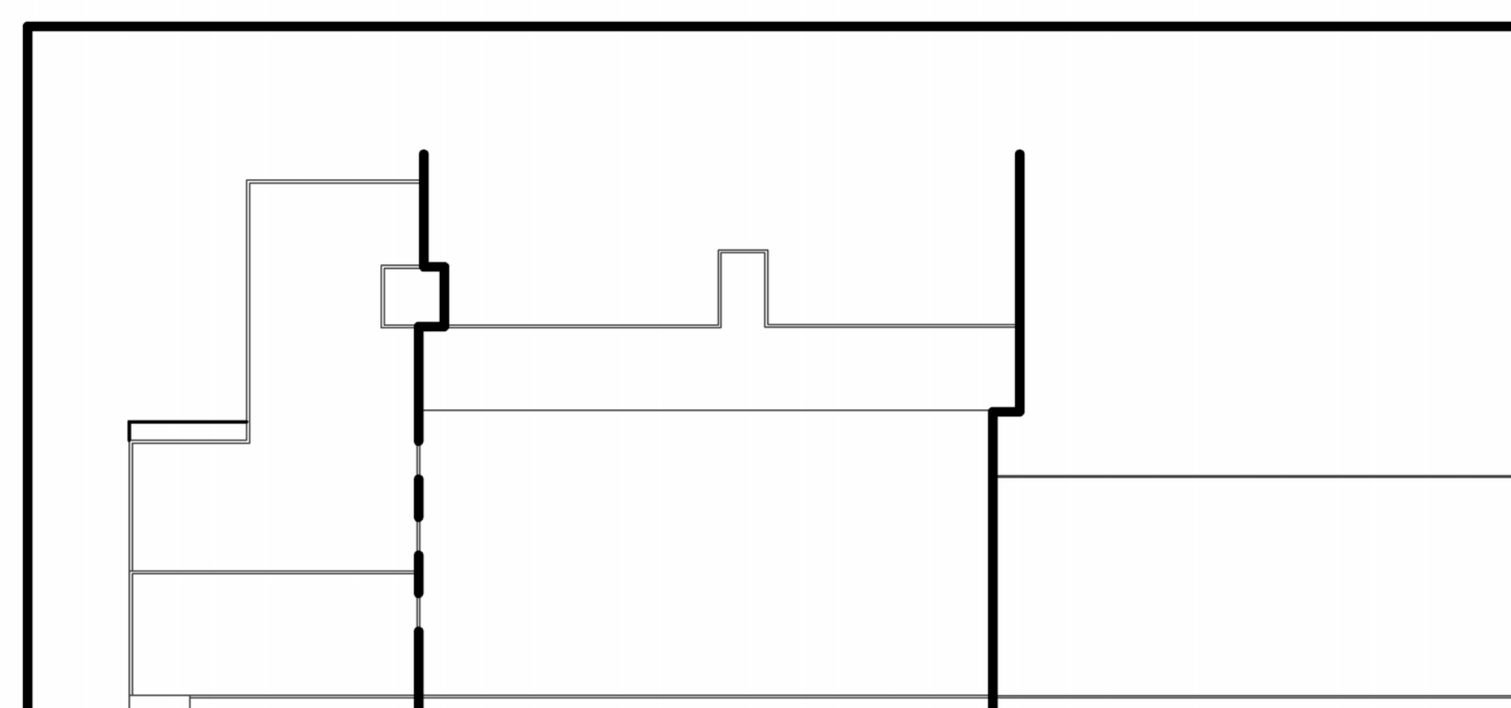

SITE KEY PLAN

SEAL

H2M architects + engineers

1133 Westchester Avenue, Suite N-210, White Plains, NY 10605, P:(914)358-5623, F:(914)358-5624

Melville, NY 11747 · Albany, NY 12205 · White Plains, NY 10605 · New City, NY 10956 · Parsippany, NJ 07054 · Howell, NJ 07731

"ALTERATION OF THIS DOCUMENT EXCEPT BY A LICENSED PROFESSIONAL IS ILLEGAL"

REVISION NUMBER	DATE	MADE BY	APP'D BY	REVISION
2	3/6/2025			BID RFI
1	10/30/2024			BID SUBMISSION

RECORD DRAWING CERTIFICATION

☐ AS BUILT – CHANGES AS NOTED
☐ AS BUILT – NO CHANGES

CONTRACTOR: NAME ____ SIGNATURE ____ TITLE ____ DATE ____

PROJECT COORDINATOR: NAME ____ SIGNATURE ____ TITLE ____ DATE ____

WESTCHESTER COUNTY, NEW YORK
DEPARTMENT OF PUBLIC WORKS AND TRANSPORTATION
DIVISION OF ENGINEERING

Roof, HVAC and Electrical Upgrades
Daniel P. Thomas Material Recovery Facility
Yonkers, New York
GENERAL NOTES, LEGENDS AND LOCATION PLANS

CONTRACT NUMBER: 23–519
DRAWING NUMBER: INF1.0
SHEET NO. 2 OF 48
SCALE: AS NOTED
DATE: 08/20/2024
DPW FILE NO. 93–02–G–274–0
REV. NO.

IN CHARGE OF ____
CHECKED BY ____
MADE BY ____

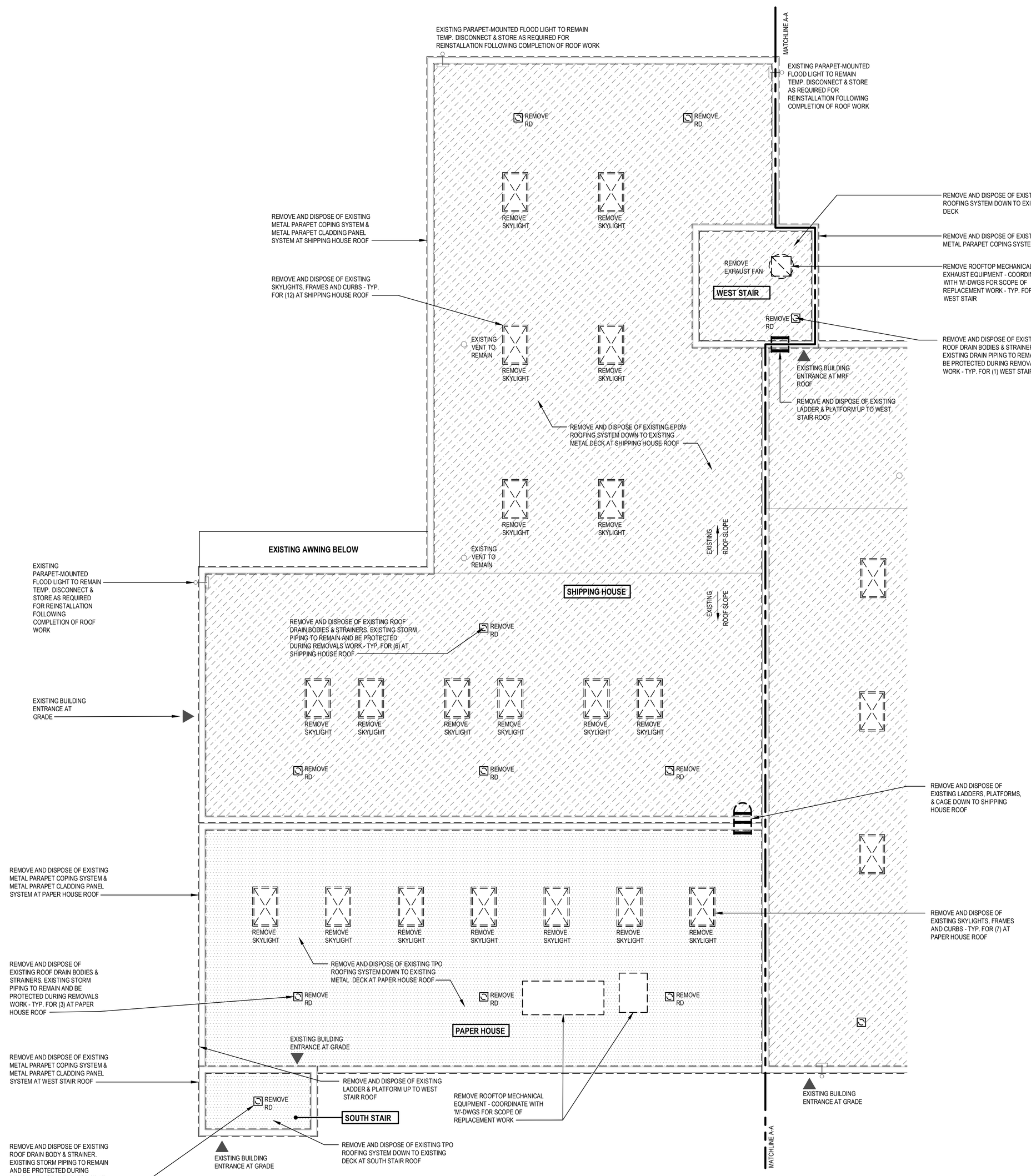

Partial Roof Demolition Plan - Paper House & Shipping House

SCALE: 3/32"=1'-0"

IN CHARGE OF _____

CHECKED BY _____

MADE BY _____

DEMOLITION NOTES:

1. REMOVE AND DISPOSE OF EXISTING EPDM ROOFING SYSTEM AT ROOF AREAS AS INDICATED. REMOVALS WORK SHALL INCLUDE ROOF MEMBRANE, FLASHINGS AND BOOTS, UNDERLAYMENTS, ADHESIVES, INSULATION BOARD, ATTACHMENTS AND MISCELLANEOUS ACCESSORIES DOWN TO THE EXISTING ROOF DECK. EXISTING ROOF DECK SHALL REMAIN UNDISTURBED AND PROTECTED FROM DAMAGE.
2. REMOVE AND DISPOSE OF EXISTING TPO ROOFING SYSTEM AT ROOF AREAS AS INDICATED. REMOVALS WORK SHALL INCLUDE ROOF MEMBRANE, FLASHINGS AND BOOTS, UNDERLAYMENTS, ADHESIVES, INSULATION BOARD, ATTACHMENTS AND MISCELLANEOUS ACCESSORIES DOWN TO THE EXISTING ROOF DECK. EXISTING ROOF DECK SHALL REMAIN UNDISTURBED AND PROTECTED FROM DAMAGE.
3. REMOVE AND DISPOSE OF EXISTING SKYLIGHTS. REMOVALS WORK SHALL INCLUDE SKYLIGHT GLAZING, FRAME, AND CURBS. PROVIDE TEMPORARY FALL PROTECTION GUARDS AT EXISTING ROOF DECK OPENINGS AND ROOF PERIMETERS PER OSHA - GUARDS SHALL REMAIN IN PLACE UNTIL THE COMPLETION OF ALL ROOF WORK.
4. REMOVE AND DISPOSE OF EXISTING DRAIN BODIES AND STRAINERS. REMOVE DEBRIS FROM EXISTING PIPING. EXISTING PIPING ROOF TO REMAIN UNDISTURBED UNLESS OTHERWISE NOTED IN DRAWINGS.
5. REMOVE AND DISPOSE OF EXISTING METAL COPING SYSTEM AND METAL PARAPET CLADDING SYSTEM. REMOVALS SHALL INCLUDE ALL SHEET METAL AND CORRUGATED METAL, ATTACHMENTS, AND BLOCKING. EXISTING PARAPET WALL AND/OR PERIMETER EDGE CONSTRUCTION SHALL REMAIN UNDISTURBED AND PROTECTED FROM DAMAGE.
6. DISCONNECT AND REMOVE ALL MECHANICAL AIR CONDITIONING AND EXHAUST EQUIPMENT AS INDICATED ON PLANS. COORDINATE WITH 'M' SHEETS FOR REMOVALS WORK.
7. TEMPORARILY DISCONNECT AND REMOVE ELECTRICAL CONDUITS, JUNCTION BOXES, EXTERIOR PARAPET-MOUNTED LIGHTING FIXTURES, & MISCELLANEOUS ELECTRICAL DEVICES, AS REQUIRED TO PERFORM ALL REMOVALS WORK AND SHALL PROTECT AND STORE ALL DEVICES FOR REINSTALLATION FOLLOWING THE COMPLETION OF ALL ROOF WORK.
8. PROTECT AND MAINTAIN EXISTING CONSTRUCTION OR FIXTURES WHICH ARE INDICATED TO REMAIN, INCLUDING CHIMNEY AND TELE/DATA DEVICES. BUILDING ENTRIES AT GRADE AND STAIR BULKHEADS SHALL REMAIN ACCESSIBLE AND SHALL BE PROTECTED AT ALL TIMES.

DEMOLITION LEGEND

	EXISTING TPO ROOFING SYSTEM TO BE REMOVED
	EXISTING EPDM ROOFING SYSTEM TO BE REMOVED
	EXISTING BUILDING ACCESS AT GRADE OR ROOF TO BE PROTECTED DURING ALL DEMOLITION PROCEDURES
	EXISTING SKYLIGHT TO BE REMOVED
	EXISTING MECHANICAL EQUIPMENT TO BE DISCONNECTED AND REMOVED
	EXISTING ROOF DRAIN TO BE REMOVED
	EXISTING METAL CLADDING & COPING SYSTEM TO BE REMOVED

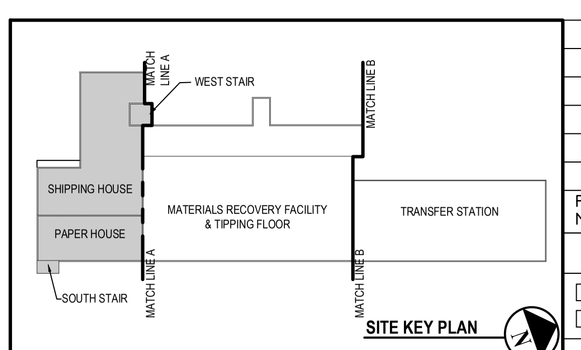

SITE KEY PLAN

SEAL

REVISION NUMBER	DATE	MADE BY	APP'D BY	REVISION
2	3/6/2025			BID RFI
1	10/30/2024			BID SUBMISSION

RECORD DRAWING CERTIFICATION

☐ AS BUILT – CHANGES AS NOTED
☐ AS BUILT – NO CHANGES

CONTRACTOR
NAME
SIGNATURE
TITLE DATE

PROJECT COORDINATOR
NAME
SIGNATURE
TITLE DATE

H2M architects + engineers

1133 Westchester Avenue
Suite N-210
White Plains, NY 10605
P:(914)358-5623
F:(914)358-5624

Melville, NY 11747
Albany, NY 12205
White Plains, NY 10605
New City, NY 10956
Parsippany, NJ 07054
Howell, NJ 07731

"RETENTION OF THIS DOCUMENT EXCEPT BY A LICENSED PROFESSIONAL IS ILLEGAL"

WESTCHESTER COUNTY, NEW YORK
DEPARTMENT OF PUBLIC WORKS AND TRANSPORTATION
DIVISION OF ENGINEERING

CONTRACT NUMBER 23–519
DRAWING NUMBER AD1.0
SHEET NO. 4 OF 48

Roof, HVAC and Electrical Upgrades
Daniel P. Thomas Material Recovery Facility
Yonkers, New York
PARTIAL DEMOLITION ROOF PLAN - PAPER HOUSE & SHIPPING HOUSE

SCALE: AS NOTED
DATE: 08/20/2024
DPW FILE NO. 93–02–A–276–0
REV. NO.

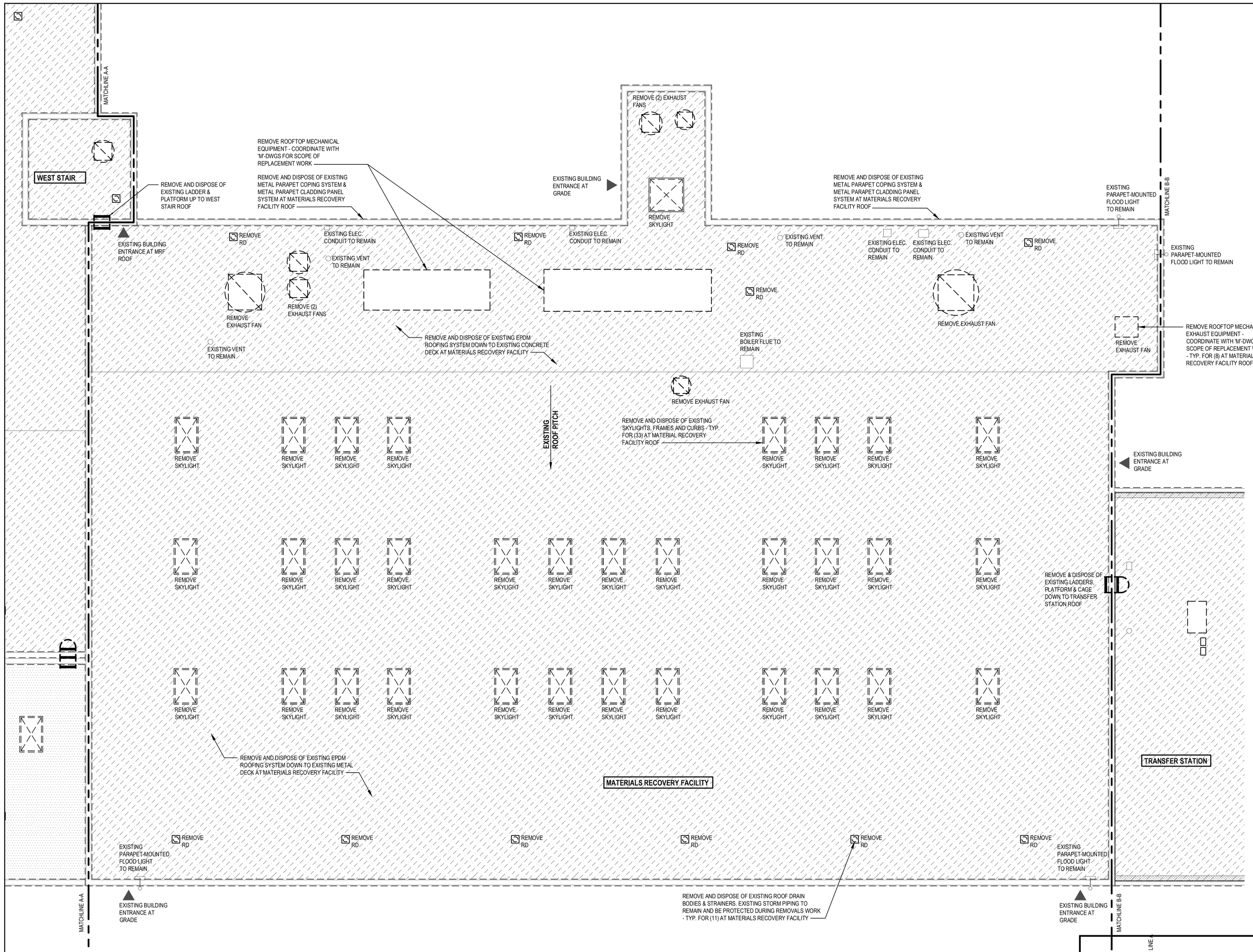

Partial Roof Demolition Plan - Materials Recovery Facility

SCALE: 3/32"=1'-0"

DEMOLITION NOTES:

1. REMOVE AND DISPOSE OF EXISTING EPDM ROOFING SYSTEM AT ROOF AREAS AS INDICATED. REMOVALS WORK SHALL INCLUDE ROOF MEMBRANE, FLASHINGS AND BOOTS, UNDERLAYMENTS, ADHESIVES, INSULATION BOARD, ATTACHMENTS AND MISCELLANEOUS ACCESSORIES DOWN TO THE EXISTING ROOF DECK. EXISTING ROOF DECK SHALL REMAIN UNDISTURBED AND PROTECTED FROM DAMAGE.
2. REMOVE AND DISPOSE OF EXISTING TPO ROOFING SYSTEM AT ROOF AREAS AS INDICATED. REMOVALS WORK SHALL INCLUDE ROOF MEMBRANE, FLASHINGS AND BOOTS, UNDERLAYMENTS, ADHESIVES, INSULATION BOARD, ATTACHMENTS AND MISCELLANEOUS ACCESSORIES DOWN TO THE EXISTING ROOF DECK. EXISTING ROOF DECK SHALL REMAIN UNDISTURBED AND PROTECTED FROM DAMAGE.
3. REMOVE AND DISPOSE OF EXISTING SKYLIGHTS. REMOVALS WORK SHALL INCLUDE SKYLIGHT GLAZING, FRAME, AND CURBS. PROVIDE TEMPORARY FALL PROTECTION GUARDS AT EXISTING ROOF DECK OPENINGS AND ROOF PERIMETERS PER OSHA - GUARDS SHALL REMAIN IN PLACE UNTIL THE COMPLETION OF ALL ROOF WORK.
4. REMOVE AND DISPOSE OF EXISTING DRAIN BODIES AND STRAINERS. REMOVE DEBRIS FROM EXISTING PIPING. EXISTING PIPING ROOF TO REMAIN UNDISTURBED UNLESS OTHERWISE NOTED IN DRAWINGS.
5. REMOVE AND DISPOSE OF EXISTING METAL COPING SYSTEM AND METAL PARAPET CLADDING SYSTEM. REMOVALS SHALL INCLUDE ALL SHEET METAL AND CORRUGATED METAL, ATTACHMENTS, AND BLOCKING. EXISTING PARAPET WALL AND/OR PERIMETER EDGE CONSTRUCTION SHALL REMAIN UNDISTURBED AND PROTECTED FROM DAMAGE.
6. DISCONNECT AND REMOVE ALL MECHANICAL AIR CONDITIONING AND EXHAUST EQUIPMENT AS INDICATED ON PLANS. COORDINATE WITH 'M' SHEETS FOR REMOVALS WORK.
7. TEMPORARILY DISCONNECT AND REMOVE ELECTRICAL CONDUITS, JUNCTION BOXES, EXTERIOR PARAPET-MOUNTED LIGHTING FIXTURES, & MISCELLANEOUS ELECTRICAL DEVICES, AS REQUIRED TO PERFORM ALL REMOVALS WORK AND SHALL PROTECT AND STORE ALL DEVICES FOR REINSTALLATION FOLLOWING THE COMPLETION OF ALL ROOF WORK.
8. PROTECT AND MAINTAIN EXISTING CONSTRUCTION OR FIXTURES WHICH ARE INDICATED TO REMAIN, INCLUDING CHIMNEY AND TELE/DATA DEVICES. BUILDING ENTRIES AT GRADE AND STAIR BULKHEADS SHALL REMAIN ACCESSIBLE AND SHALL BE PROTECTED AT ALL TIMES.

DEMOLITION LEGEND

	EXISTING TPO ROOFING SYSTEM TO BE REMOVED
	EXISTING EPDM ROOFING SYSTEM TO BE REMOVED
	EXISTING BUILDING ACCESS AT GRADE OR ROOF TO BE PROTECTED DURING ALL DEMOLITION PROCEDURES
	EXISTING SKYLIGHT TO BE REMOVED
	EXISTING MECHANICAL EQUIPMENT TO BE DISCONNECTED AND REMOVED
	EXISTING ROOF DRAIN TO BE REMOVED
	EXISTING METAL CLADDING & COPING SYSTEM TO BE REMOVED

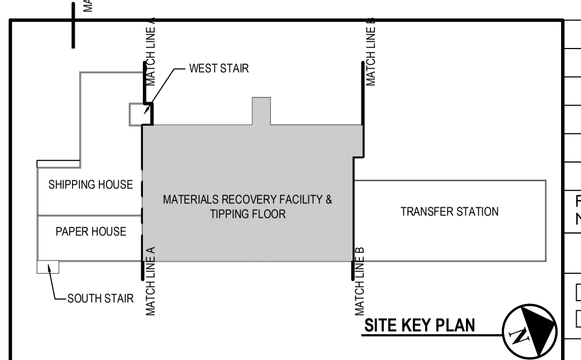

SITE KEY PLAN

REVISION NUMBER	DATE	MADE BY	APP'D BY	REVISION
2	3/6/2025			BID RFI
1	10/30/2024			BID SUBMISSION

RECORD DRAWING CERTIFICATION

☐ AS BUILT – CHANGES AS NOTED
☐ AS BUILT – NO CHANGES

CONTRACTOR
NAME
SIGNATURE
TITLE DATE

PROJECT COORDINATOR
NAME
SIGNATURE
TITLE DATE

SEAL

"ALTERATION OF THIS DOCUMENT EXCEPT BY A LICENSED PROFESSIONAL IS ILLEGAL"

H2M architects + engineers

1133 Westchester Avenue
Suite N-210
White Plains, NY 10605
P:(914)358-5623
F:(914)358-5624

Melville, NY 11747
Albany, NY 12205
White Plains, NY 10605
New City, NY 10956
Parsippany, NJ 07054
Howell, NJ 07731

WESTCHESTER COUNTY, NEW YORK
DEPARTMENT OF PUBLIC WORKS AND TRANSPORTATION
DIVISION OF ENGINEERING

Roof, HVAC and Electrical Upgrades
Daniel P. Thomas Material Recovery Facility
Yonkers, New York
PARTIAL DEMOLITION ROOF - MATERIALS RECOVERY FACILITY

CONTRACT NUMBER 23–519
DRAWING NUMBER AD1.1
SHEET NO. 5 OF 48
SCALE: AS NOTED
DATE: 08/20/2024
DPW FILE NO. 93–02–A–277–0
REV. NO.

IN CHARGE OF
CHECKED BY
MADE BY

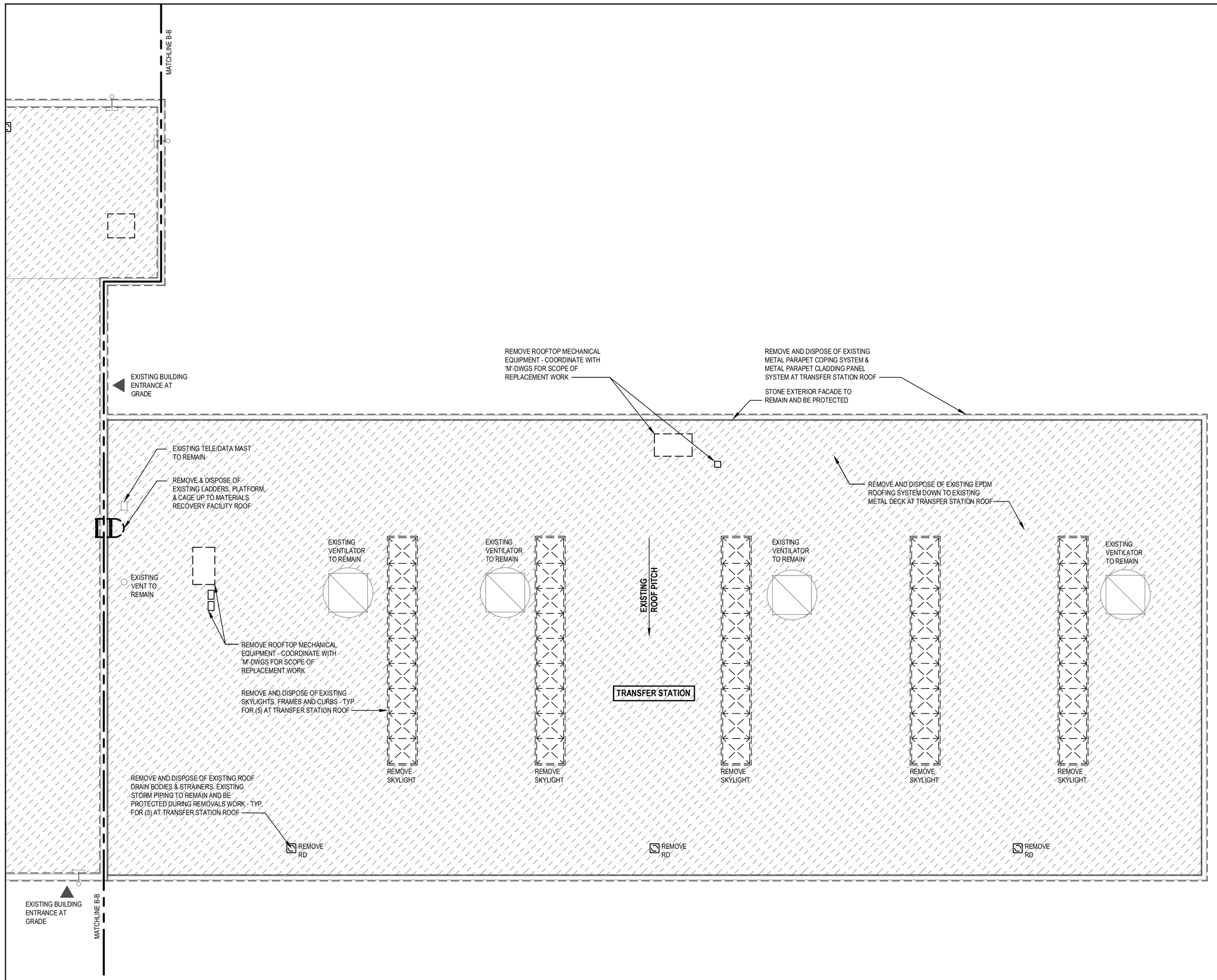

Partial Roof Demolition Plan - Transfer Station

SCALE: 3/32"=1'-0"

DEMOLITION NOTES:

1. REMOVE AND DISPOSE OF EXISTING EPDM ROOFING SYSTEM AT ROOF AREAS AS INDICATED. REMOVALS WORK SHALL INCLUDE ROOF MEMBRANE, FLASHINGS AND BOOTS, UNDERLAYMENTS, ADHESIVES, INSULATION BOARD, ATTACHMENTS AND MISCELLANEOUS ACCESSORIES DOWN TO THE EXISTING ROOF DECK. EXISTING ROOF DECK SHALL REMAIN UNDISTURBED AND PROTECTED FROM DAMAGE.
2. REMOVE AND DISPOSE OF EXISTING TPO ROOFING SYSTEM AT ROOF AREAS AS INDICATED. REMOVALS WORK SHALL INCLUDE ROOF MEMBRANE, FLASHINGS AND BOOTS, UNDERLAYMENTS, ADHESIVES, INSULATION BOARD, ATTACHMENTS AND MISCELLANEOUS ACCESSORIES DOWN TO THE EXISTING ROOF DECK. EXISTING ROOF DECK SHALL REMAIN UNDISTURBED AND PROTECTED FROM DAMAGE.
3. REMOVE AND DISPOSE OF EXISTING SKYLIGHTS. REMOVALS WORK SHALL INCLUDE SKYLIGHT GLAZING, FRAME, AND CURBS. PROVIDE TEMPORARY FALL PROTECTION GUARDS AT EXISTING ROOF DECK OPENINGS AND ROOF PERIMETERS PER OSHA - GUARDS SHALL REMAIN IN PLACE UNTIL THE COMPLETION OF ALL ROOF WORK.
4. REMOVE AND DISPOSE OF EXISTING DRAIN BODIES AND STRAINERS. REMOVE DEBRIS FROM EXISTING PIPING. EXISTING PIPING ROOF TO REMAIN UNDISTURBED UNLESS OTHERWISE NOTED IN DRAWINGS.
5. REMOVE AND DISPOSE OF EXISTING METAL COPING SYSTEM AND METAL PARAPET CLADDING SYSTEM. REMOVALS SHALL INCLUDE ALL SHEET METAL AND CORRUGATED METAL, ATTACHMENTS, AND BLOCKING. EXISTING PARAPET WALL AND/OR PERIMETER EDGE CONSTRUCTION SHALL REMAIN UNDISTURBED AND PROTECTED FROM DAMAGE.
6. DISCONNECT AND REMOVE ALL MECHANICAL AIR CONDITIONING AND EXHAUST EQUIPMENT AS INDICATED ON PLANS. COORDINATE WITH 'M' SHEETS FOR REMOVALS WORK.
7. TEMPORARILY DISCONNECT AND REMOVE ELECTRICAL CONDUITS, JUNCTION BOXES, EXTERIOR PARAPET-MOUNTED LIGHTING FIXTURES, & MISCELLANEOUS ELECTRICAL DEVICES, AS REQUIRED TO PERFORM ALL REMOVALS WORK AND SHALL PROTECT AND STORE ALL DEVICES FOR REINSTALLATION FOLLOWING THE COMPLETION OF ALL ROOF WORK.
8. PROTECT AND MAINTAIN EXISTING CONSTRUCTION OR FIXTURES WHICH ARE INDICATED TO REMAIN, INCLUDING CHIMNEY AND TELE/DATA DEVICES. BUILDING ENTRIES AT GRADE AND STAIR BULKHEADS SHALL REMAIN ACCESSIBLE AND SHALL BE PROTECTED AT ALL TIMES.

DEMOLITION LEGEND

	EXISTING TPO ROOFING SYSTEM TO BE REMOVED
	EXISTING EPDM ROOFING SYSTEM TO BE REMOVED
	EXISTING BUILDING ACCESS AT GRADE OR ROOF TO BE PROTECTED DURING ALL DEMOLITION PROCEDURES
	EXISTING SKYLIGHT TO BE REMOVED
	EXISTING MECHANICAL EQUIPMENT TO BE DISCONNECTED AND REMOVED
	EXISTING ROOF DRAIN TO BE REMOVED
	EXISTING METAL CLADDING & COPING SYSTEM TO BE REMOVED

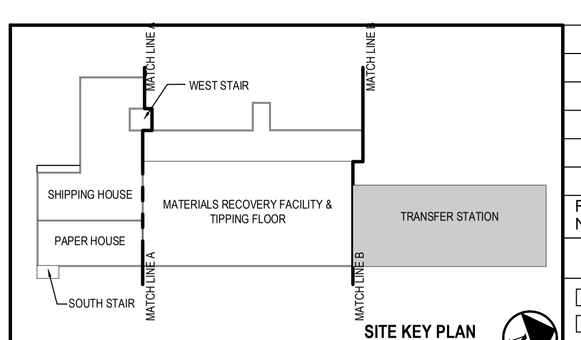

SITE KEY PLAN

REVISION NUMBER	DATE	MADE BY	APP'D BY	REVISION
2	3/6/2025			BID RFI
1	10/30/2024			BID SUBMISSION

RECORD DRAWING CERTIFICATION

☐ AS BUILT – CHANGES AS NOTED
☐ AS BUILT – NO CHANGES

CONTRACTOR: NAME ____ SIGNATURE ____ TITLE ____ DATE ____

PROJECT COORDINATOR: NAME ____ SIGNATURE ____ TITLE ____ DATE ____

SEAL

"RETENTION OF THIS DOCUMENT EXCEPT BY A LICENSED PROFESSIONAL IS ILLEGAL"

H2M architects + engineers

1133 Westchester Avenue
Suite N-210
White Plains, NY 10605
P:(914)358-5623
F:(914)358-5624

Melville, NY 11747
Albany, NY 12205
White Plains, NY 10605
New City, NY 10956
Parsippany, NJ 07054
Howell, NJ 07731

WESTCHESTER COUNTY, NEW YORK
DEPARTMENT OF PUBLIC WORKS AND TRANSPORTATION
DIVISION OF ENGINEERING

CONTRACT NUMBER: 23–519
DRAWING NUMBER: AD1.2
SHEET NO. 6 OF 48

Roof, HVAC and Electrical Upgrades
Daniel P. Thomas Material Recovery Facility
Yonkers, New York
PARTIAL DEMOLITION ROOF - TRANSFER STATION

SCALE: AS NOTED
DATE: 08/20/2024
DPW FILE NO. 93–02–A–278–0
REV. NO.

IN CHARGE OF ____
CHECKED BY ____
MADE BY ____

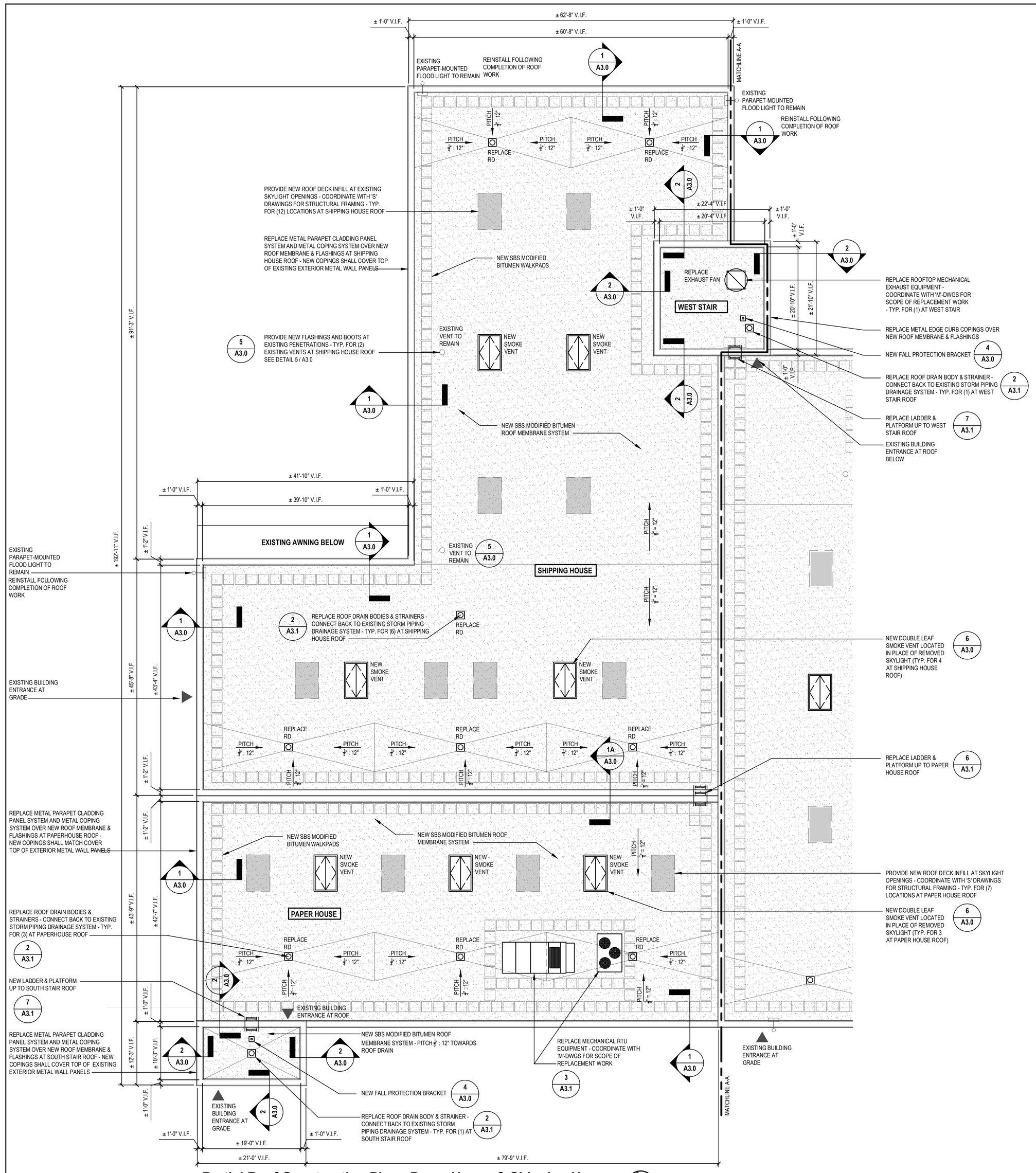

Partial Roof Construction Plan - Paper House & Shipping House

SCALE: 3/32"=1'-0"

IN CHARGE OF _____

CHECKED BY _____

MADE BY _____

CONSTRUCTION NOTES:

1. PROVIDE AND INSTALL NEW SBS MODIFIED BITUMEN MULTI-PLY ROOFING SYSTEM AT ALL ROOF AREAS. INSTALLATION SHALL INCLUDE ALL PLIES, UNDERLAYMENTS, RIGID INSULATION, COVER BOARD, FLASHINGS, SEALANTS AND MISCELLANEOUS ROOFING ACCESSORIES AS REQUIRED FOR A COMPLETE ROOFING SYSTEM AND WARRANTY BY MANUFACTURER. PROVIDE POSITIVE PITCH TOWARDS ROOF DRAINS AS INDICATED.
2. WHERE INDICATED, INFILL SKYLIGHT OPENINGS WITH NEW FRAMING AND ROOF DECK. COORDINATE WITH 'S' SHEETS FOR STRUCTURAL DESIGN AND DETAILING OF INFILL WORK.
3. WHERE INDICATED, INSTALL NEW SMOKE VENTS AT ROOF DECK OPENINGS WHERE SKYLIGHTS WERE REMOVED. INSTALL SMOKE VENTS WITHIN EXISTING FRAMING (CONTRACTOR TO VERIFY ALL DIMENSIONS IN FIELD) ON MANUFACTURER'S CURBS. FURNISH SMOKE VENTS WITH SINGLE-LEAF OR DOUBLE-LEAF HATCH DOORS AS INDICATED, WITH 4-SIDED FALL-PROTECTION SAFETY GUARDS, AND WELDED WIRE FALL-PROTECTION NET.
4. PROVIDE AND INSTALL RETROFIT ROOF DRAIN BODIES, LINERS AND STRAINERS. RECONNECT DRAIN BODY BACK TO EXISTING PIPING.
5. INSTALL NEW MECHANICAL AIR CONDITIONING, VENTILATION, AND EXHAUST EQUIPMENT AS INDICATED. COORDINATE WITH 'M' SHEETS FOR EQUIPMENT SCHEDULES AND DETAILS. INSTALL NEW FLASHINGS AT EQUIPMENT CURBS OR OTHER PENETRATIONS.
6. PROVIDE AND INSTALL NEW METAL PANEL PARAPET CLADDING , METAL COPINGS , AND METAL PERIMETER EDGE FASCIAS AT ROOF AREAS AS INDICATED. PROVIDE ALL PANELS, BLOCKING, ATTACHMENTS, FASTENERS, SEALANTS AND FLASHINGS AS REQUIRED FOR A COMPLETE SYSTEM. ALL SEAMS SHALL BE FACTORY-WELDED AND ALL EDGES SHALL BE HEMMED. CLADDING AND COPING SYSTEMS SHALL BE FACTORY-FINISHED AND SHALL MATCH EXISTING METAL WALL PANELS IN COLOR AND FINISH.
7. INSTALL NEW MIN. 42" HIGH EDGE-PROTECTION GUARDRAIL SYSTEM AS INDICATED. GUARDRAIL SYSTEM SHALL BE OSHA COMPLIANT.
8. INSTALL NEW FALL-PROTECTION ANCHOR AS INDICATED. ANCHOR SHALL BE OSHA COMPLIANT.
9. REINSTALL ELECTRICAL CONDUIT AND MISCELLANEOUS DEVICES BACK TO ORIGINAL LOCATIONS, AND REINSTATE ELECTRICAL SERVICE.

CONSTRUCTION LEGEND

	NEW SBS MODIFIED BITUMEN ROOFING SYSTEM
	AREA OF NEW ROOF DECK INFILL
	EXISTING BUILDING ACCESS AT GRADE OR ROOF TO BE PROTECTED DURING ALL CONSTRUCTION PROCEDURES
	NEW MECHANICAL EQUIPMENT AIR CONDITIONING OR EXHAUST EQUIPMENT - RECONNECT TO EXISTING SERVICES
	NEW RETROFIT ROOF DRAIN BODY AND PITCHED ROOFING - RECONNECT TO EXISTING STORM PIPING
	NEW METAL CLADDING & COPING SYSTEM AT EXISTING PARAPET WALLS
	NEW 42" GUARDRAIL SYSTEM AT EXISTING ROOF EDGE PERIMETERS
	EXISTING PARAPET MOUNTED FLOOD LIGHT TO REMOVE, STORE, & INSTALL
	NEW DOUBLE LEAF SMOKE VENT
	NEW SINGLE LEAF SMOKE VENT

NOTE:
REFER TO SHEET INF1.0 FOR GENERAL NOTES AND LEGENDS.

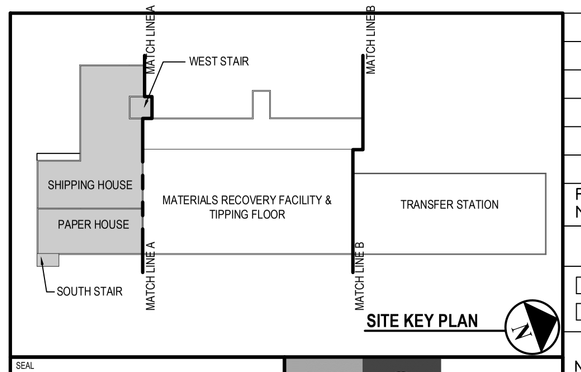

SITE KEY PLAN

REVISION NUMBER	DATE	MADE BY	APP'D BY	REVISION
2	3/6/2025			BID RFI
1	10/30/2024			BID SUBMISSION

RECORD DRAWING CERTIFICATION

☐ AS BUILT – CHANGES AS NOTED
☐ AS BUILT – NO CHANGES

CONTRACTOR
NAME _____
SIGNATURE _____
TITLE _____ DATE _____

PROJECT COORDINATOR
NAME _____
SIGNATURE _____
TITLE _____ DATE _____

SEAL

"ALTERATION OF THIS DOCUMENT EXCEPT BY A LICENSED PROFESSIONAL IS ILLEGAL"

H2M architects + engineers
1133 Westchester Avenue
Suite N-210
White Plains, NY 10605
P:(914)358-5623
F:(914)358-5624
Melville, NY 11747
Albany, NY 12205
White Plains, NY 10605
New City, NY 10956
Parsippany, NJ 07054
Howell, NJ 07731

WESTCHESTER COUNTY, NEW YORK
DEPARTMENT OF PUBLIC WORKS AND TRANSPORTATION
DIVISION OF ENGINEERING

Roof, HVAC and Electrical Upgrades
Daniel P. Thomas Material Recovery Facility
Yonkers, New York
PARTIAL CONSTRUCTION ROOF PLAN - PAPER HOUSE & SHIPPING HOUSE

CONTRACT NUMBER 23-519
DRAWING NUMBER A2.0
SHEET NO. 7 OF 48
SCALE: AS NOTED
DATE: 08/20/2024
DPW FILE NO.
REV. NO.

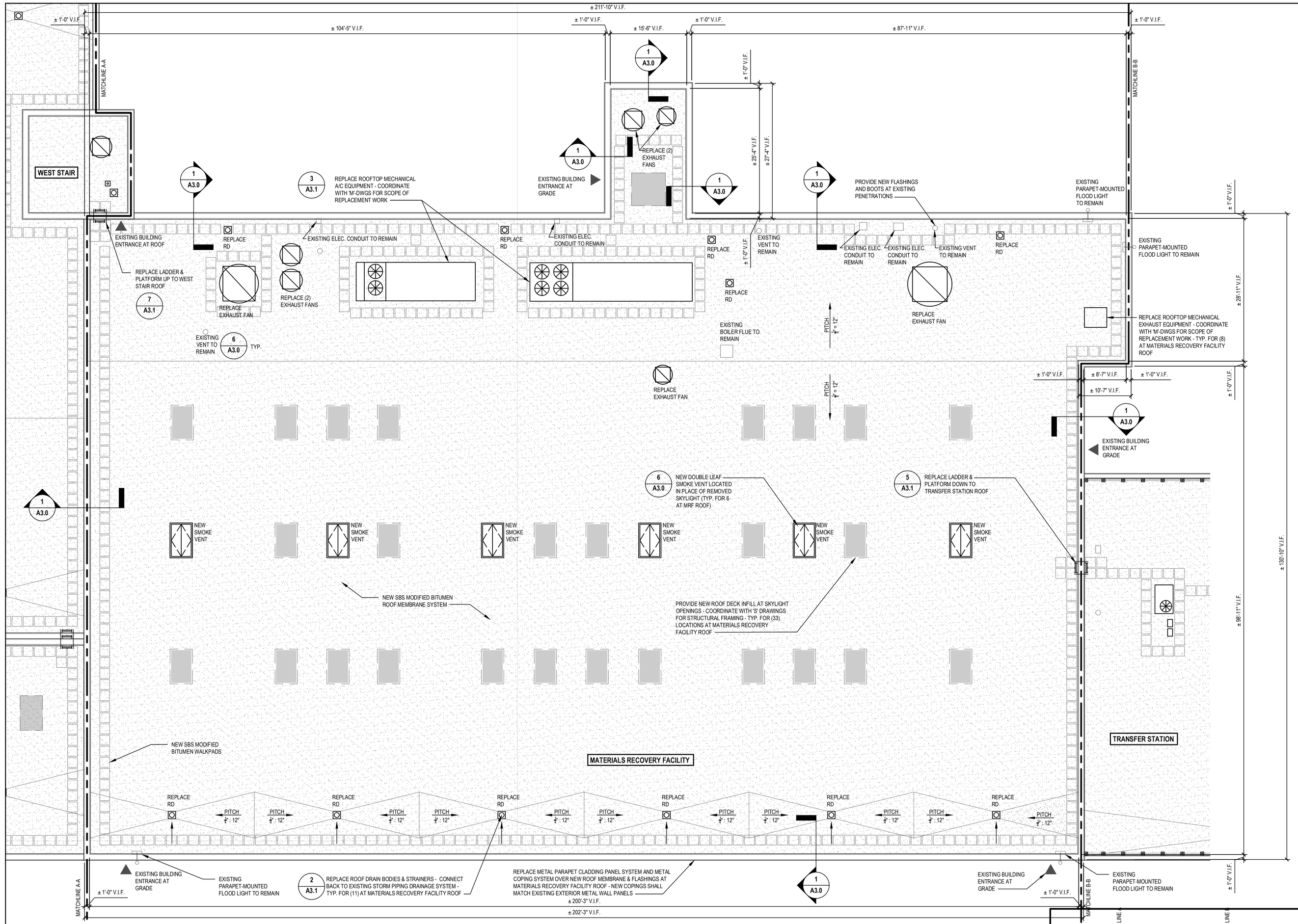

Partial Roof Construction Plan - Materials Recovery Facility & Tipping Floor

SCALE: 3/32"=1'-0"

CONSTRUCTION NOTES:

1. PROVIDE AND INSTALL NEW SBS MODIFIED BITUMEN MULTI-PLY ROOFING SYSTEM AT ALL ROOF AREAS. INSTALLATION SHALL INCLUDE ALL PLIES, UNDERLAYMENTS, RIGID INSULATION, COVER BOARD, FLASHINGS, SEALANTS AND MISCELLANEOUS ROOFING ACCESSORIES AS REQUIRED FOR A COMPLETE ROOFING SYSTEM AND WARRANTY BY MANUFACTURER. PROVIDE POSITIVE PITCH TOWARDS ROOF DRAINS AS INDICATED.
2. WHERE INDICATED, INFILL SKYLIGHT OPENINGS WITH NEW FRAMING AND ROOF DECK. COORDINATE WITH 'S' SHEETS FOR STRUCTURAL DESIGN AND DETAILING OF INFILL WORK.
3. WHERE INDICATED, INSTALL NEW SMOKE VENTS AT ROOF DECK OPENINGS WHERE SKYLIGHTS WERE REMOVED. INSTALL SMOKE VENTS WITHIN EXISTING FRAMING (CONTRACTOR TO VERIFY ALL DIMENSIONS IN FIELD) ON MANUFACTURER'S CURBS. FURNISH SMOKE VENTS WITH SINGLE-LEAF OR DOUBLE-LEAF HATCH DOORS AS INDICATED, WITH 4-SIDED FALL-PROTECTION SAFETY GUARDS, AND WELDED WIRE FALL-PROTECTION NET.
4. PROVIDE AND INSTALL RETROFIT ROOF DRAIN BODIES, LINERS AND STRAINERS. RECONNECT DRAIN BODY BACK TO EXISTING PIPING.
5. INSTALL NEW MECHANICAL AIR CONDITIONING, VENTILATION, AND EXHAUST EQUIPMENT AS INDICATED. COORDINATE WITH 'M' SHEETS FOR EQUIPMENT SCHEDULES AND DETAILS. INSTALL NEW FLASHINGS AT EQUIPMENT CURBS OR OTHER PENETRATIONS.
6. PROVIDE AND INSTALL NEW METAL PANEL PARAPET CLADDING , METAL COPINGS , AND METAL PERIMETER EDGE FASCIAS AT ROOF AREAS AS INDICATED. PROVIDE ALL PANELS, BLOCKING, ATTACHMENTS, FASTENERS, SEALANTS AND FLASHINGS AS REQUIRED FOR A COMPLETE SYSTEM. ALL SEAMS SHALL BE FACTORY-WELDED AND ALL EDGES SHALL BE HEMMED. CLADDING AND COPING SYSTEMS SHALL BE FACTORY-FINISHED AND SHALL MATCH EXISTING METAL WALL PANELS IN COLOR AND FINISH.
7. INSTALL NEW MIN. 42" HIGH EDGE-PROTECTION GUARDRAIL SYSTEM AS INDICATED. GUARDRAIL SYSTEM SHALL BE OSHA COMPLIANT.
8. INSTALL NEW FALL-PROTECTION ANCHOR AS INDICATED. ANCHOR SHALL BE OSHA COMPLIANT.
9. REINSTALL ELECTRICAL CONDUIT AND MISCELLANEOUS DEVICES BACK TO ORIGINAL LOCATIONS, AND REINSTATE ELECTRICAL SERVICE.

CONSTRUCTION LEGEND

	NEW SBS MODIFIED BITUMEN ROOFING SYSTEM
	AREA OF NEW ROOF DECK INFILL
	EXISTING BUILDING ACCESS AT GRADE OR ROOF TO BE PROTECTED DURING ALL CONSTRUCTION PROCEDURES
	NEW MECHANICAL EQUIPMENT AIR CONDITIONING OR EXHAUST EQUIPMENT - RECONNECT TO EXISTING SERVICES
	NEW RETROFIT ROOF DRAIN BODY AND PITCHED ROOFING - RECONNECT TO EXISTING STORM PIPING
	NEW METAL CLADDING & COPING SYSTEM AT EXISTING PARAPET WALLS
	NEW 42" GUARDRAIL SYSTEM AT EXISTING ROOF EDGE PERIMETERS
	EXISTING PARAPET MOUNTED FLOOD LIGHT TO REMOVE, STORE, & INSTALL
	NEW DOUBLE LEAF SMOKE VENT
	NEW SINGLE LEAF SMOKE VENT

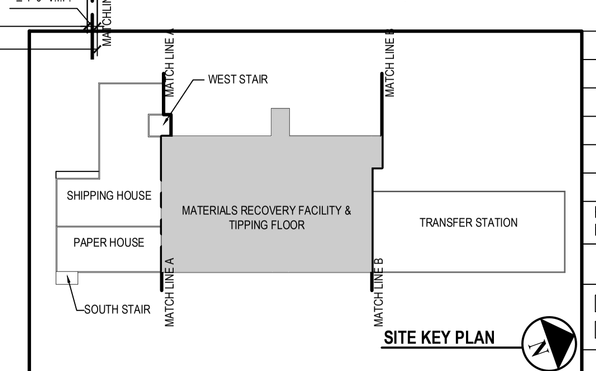

SITE KEY PLAN

REVISION NUMBER	DATE	MADE BY	APP'D BY	REVISION
2	3/6/2025			BID RFI
1	10/30/2024			BID SUBMISSION

RECORD DRAWING CERTIFICATION

☐ AS BUILT – CHANGES AS NOTED
☐ AS BUILT – NO CHANGES

CONTRACTOR
NAME
SIGNATURE
TITLE DATE

PROJECT COORDINATOR
NAME
SIGNATURE
TITLE DATE

SEAL

"ALTERATION OF THIS DOCUMENT EXCEPT BY A LICENSED PROFESSIONAL IS LEGAL"

H2M architects + engineers

1133 Westchester Avenue
Suite N-210
White Plains, NY 10605
P:(914)358-5623
F:(914)358-5624

Melville, NY 11747
Albany, NY 12205
White Plains, NY 10605
New City, NY 10956
Parsippany, NJ 07054
Howell, NJ 07731

WESTCHESTER COUNTY, NEW YORK
DEPARTMENT OF PUBLIC WORKS AND TRANSPORTATION
DIVISION OF ENGINEERING

Roof, HVAC and Electrical Upgrades
Daniel P. Thomas Material Recovery Facility
Yonkers, New York
PARTIAL CONSTRUCTION ROOF - MATERIALS RECOVERY FACILITY & TIPPING FLOOR

CONTRACT NUMBER 23-519
DRAWING NUMBER A2.1
SHEET NO. 8 OF 48
SCALE: AS NOTED
DATE: 08/20/2024
DPW FILE NO. 93-02-A-280-0
REV. NO.

IN CHARGE OF
CHECKED BY
MADE BY

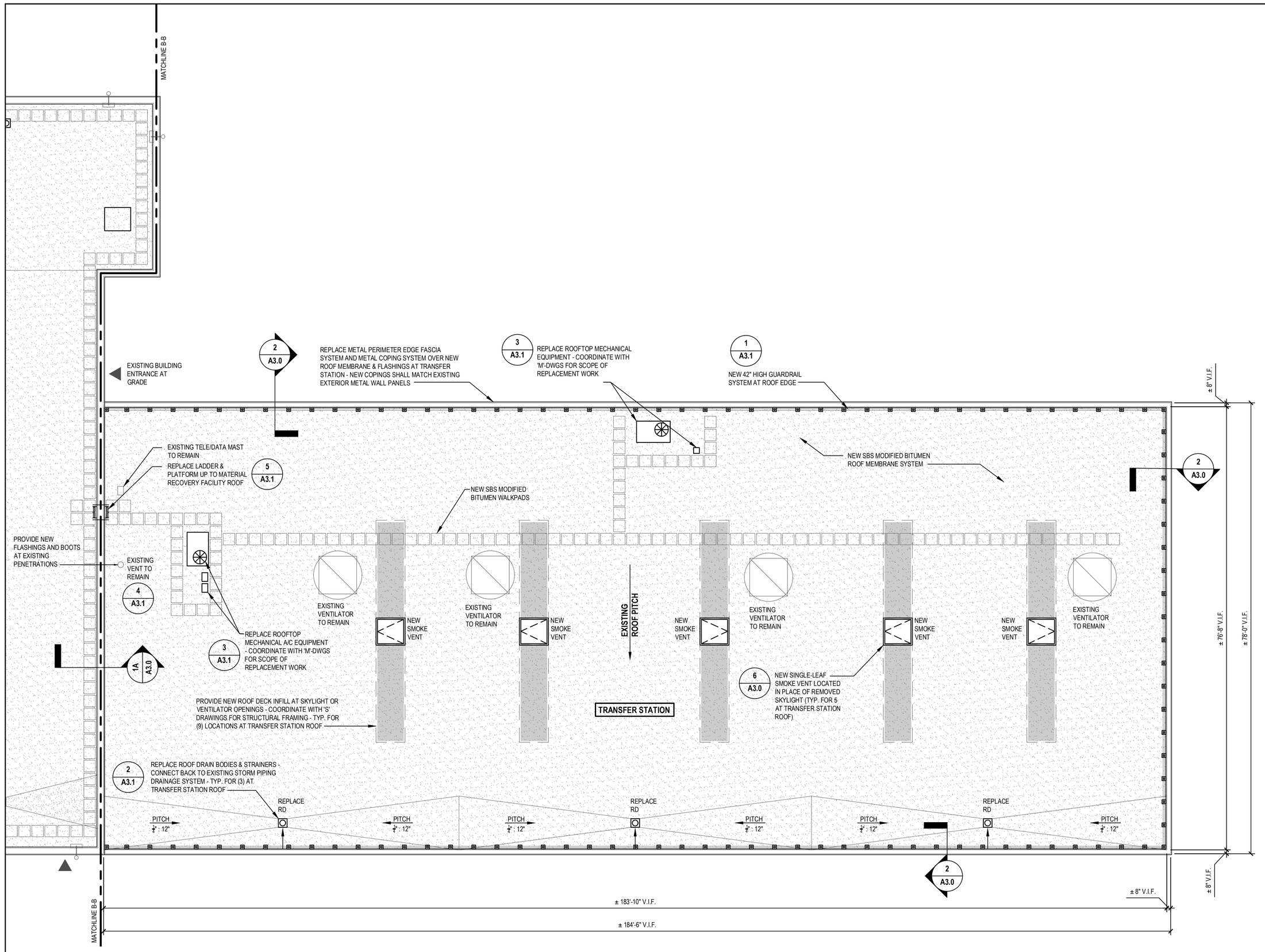

Partial Roof Construction Plan - Transfer Station

SCALE: 3/32"=1'-0"

CONSTRUCTION NOTES:

1. PROVIDE AND INSTALL NEW SBS MODIFIED BITUMEN MULTI-PLY ROOFING SYSTEM AT ALL ROOF AREAS. INSTALLATION SHALL INCLUDE ALL PLIES, UNDERLAYMENTS, RIGID INSULATION, COVER BOARD, FLASHINGS, SEALANTS AND MISCELLANEOUS ROOFING ACCESSORIES AS REQUIRED FOR A COMPLETE ROOFING SYSTEM AND WARRANTY BY MANUFACTURER. PROVIDE POSITIVE PITCH TOWARDS ROOF DRAINS AS INDICATED.
2. WHERE INDICATED, INFILL SKYLIGHT OPENINGS WITH NEW FRAMING AND ROOF DECK. COORDINATE WITH 'S' SHEETS FOR STRUCTURAL DESIGN AND DETAILING OF INFILL WORK.
3. WHERE INDICATED, INSTALL NEW SMOKE VENTS AT ROOF DECK OPENINGS WHERE SKYLIGHTS WERE REMOVED. INSTALL SMOKE VENTS WITHIN EXISTING FRAMING (CONTRACTOR TO VERIFY ALL DIMENSIONS IN FIELD) ON MANUFACTURER'S CURBS. FURNISH SMOKE VENTS WITH SINGLE-LEAF OR DOUBLE-LEAF HATCH DOORS AS INDICATED, WITH 4-SIDED FALL-PROTECTION SAFETY GUARDS, AND WELDED WIRE FALL-PROTECTION NET.
4. PROVIDE AND INSTALL RETROFIT ROOF DRAIN BODIES, LINERS AND STRAINERS. RECONNECT DRAIN BODY BACK TO EXISTING PIPING.
5. INSTALL NEW MECHANICAL AIR CONDITIONING, VENTILATION, AND EXHAUST EQUIPMENT AS INDICATED. COORDINATE WITH 'M' SHEETS FOR EQUIPMENT SCHEDULES AND DETAILS. INSTALL NEW FLASHINGS AT EQUIPMENT CURBS OR OTHER PENETRATIONS.
6. PROVIDE AND INSTALL NEW METAL PANEL PARAPET CLADDING , METAL COPINGS , AND METAL PERIMETER EDGE FASCIAS AT ROOF AREAS AS INDICATED. PROVIDE ALL PANELS, BLOCKING, ATTACHMENTS, FASTENERS, SEALANTS AND FLASHINGS AS REQUIRED FOR A COMPLETE SYSTEM. ALL SEAMS SHALL BE FACTORY-WELDED AND ALL EDGES SHALL BE HEMMED. CLADDING AND COPING SYSTEMS SHALL BE FACTORY-FINISHED AND SHALL MATCH EXISTING METAL WALL PANELS IN COLOR AND FINISH.
7. INSTALL NEW MIN. 42" HIGH EDGE-PROTECTION GUARDRAIL SYSTEM AS INDICATED. GUARDRAIL SYSTEM SHALL BE OSHA COMPLIANT.
8. INSTALL NEW FALL-PROTECTION ANCHOR AS INDICATED. ANCHOR SHALL BE OSHA COMPLIANT.
9. REINSTALL ELECTRICAL CONDUIT AND MISCELLANEOUS DEVICES BACK TO ORIGINAL LOCATIONS, AND REINSTATE ELECTRICAL SERVICE.

CONSTRUCTION LEGEND

	NEW SBS MODIFIED BITUMEN ROOFING SYSTEM
	AREA OF NEW ROOF DECK INFILL
	EXISTING BUILDING ACCESS AT GRADE OR ROOF TO BE PROTECTED DURING ALL CONSTRUCTION PROCEDURES
	NEW MECHANICAL EQUIPMENT AIR CONDITIONING OR EXHAUST EQUIPMENT - RECONNECT TO EXISTING SERVICES
	NEW RETROFIT ROOF DRAIN BODY AND PITCHED ROOFING - RECONNECT TO EXISTING STORM PIPING
	NEW METAL CLADDING & COPING SYSTEM AT EXISTING PARAPET WALLS
	NEW 42" GUARDRAIL SYSTEM AT EXISTING ROOF EDGE PERIMETERS
	EXISTING PARAPET MOUNTED FLOOD LIGHT TO REMOVE, STORE, & INSTALL
	NEW DOUBLE LEAF SMOKE VENT
	NEW SINGLE LEAF SMOKE VENT

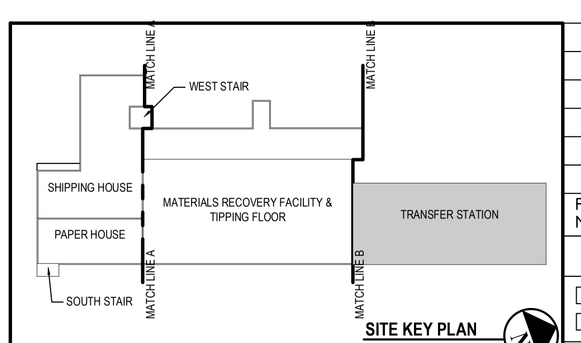

SITE KEY PLAN

REVISION NUMBER	DATE	MADE BY	APP'D BY	REVISION
2	3/6/2025			BID RFI
1	10/30/2024			BID SUBMISSION

RECORD DRAWING CERTIFICATION

☐ AS BUILT – CHANGES AS NOTED
☐ AS BUILT – NO CHANGES

CONTRACTOR
NAME
SIGNATURE
TITLE DATE

PROJECT COORDINATOR
NAME
SIGNATURE
TITLE DATE

SEAL

H2M architects + engineers
1133 Westchester Avenue
Suite N-210
White Plains, NY 10605
P:(914)358-5623
F:(914)358-5624
Melville, NY 11747
Albany, NY 12205
White Plains, NY 10605
New City, NY 10956
Parsippany, NJ 07054
Howell, NJ 07731

"ALTERATION OF THIS DOCUMENT EXCEPT BY A LICENSED PROFESSIONAL IS ILLEGAL"

WESTCHESTER COUNTY, NEW YORK
DEPARTMENT OF PUBLIC WORKS AND TRANSPORTATION
DIVISION OF ENGINEERING

CONTRACT NUMBER 23–519
DRAWING NUMBER A2.2
SHEET NO. 9 OF 48
SCALE: AS NOTED
DATE: 08/20/2024
DPW FILE NO. 93–02–A–281–0
REV. NO.

Roof, HVAC and Electrical Upgrades
Daniel P. Thomas Material Recovery Facility
Yonkers, New York
PARTIAL CONSTRUCTION ROOF PLAN - TRANSFER STATION

IN CHARGE OF
CHECKED BY
MADE BY

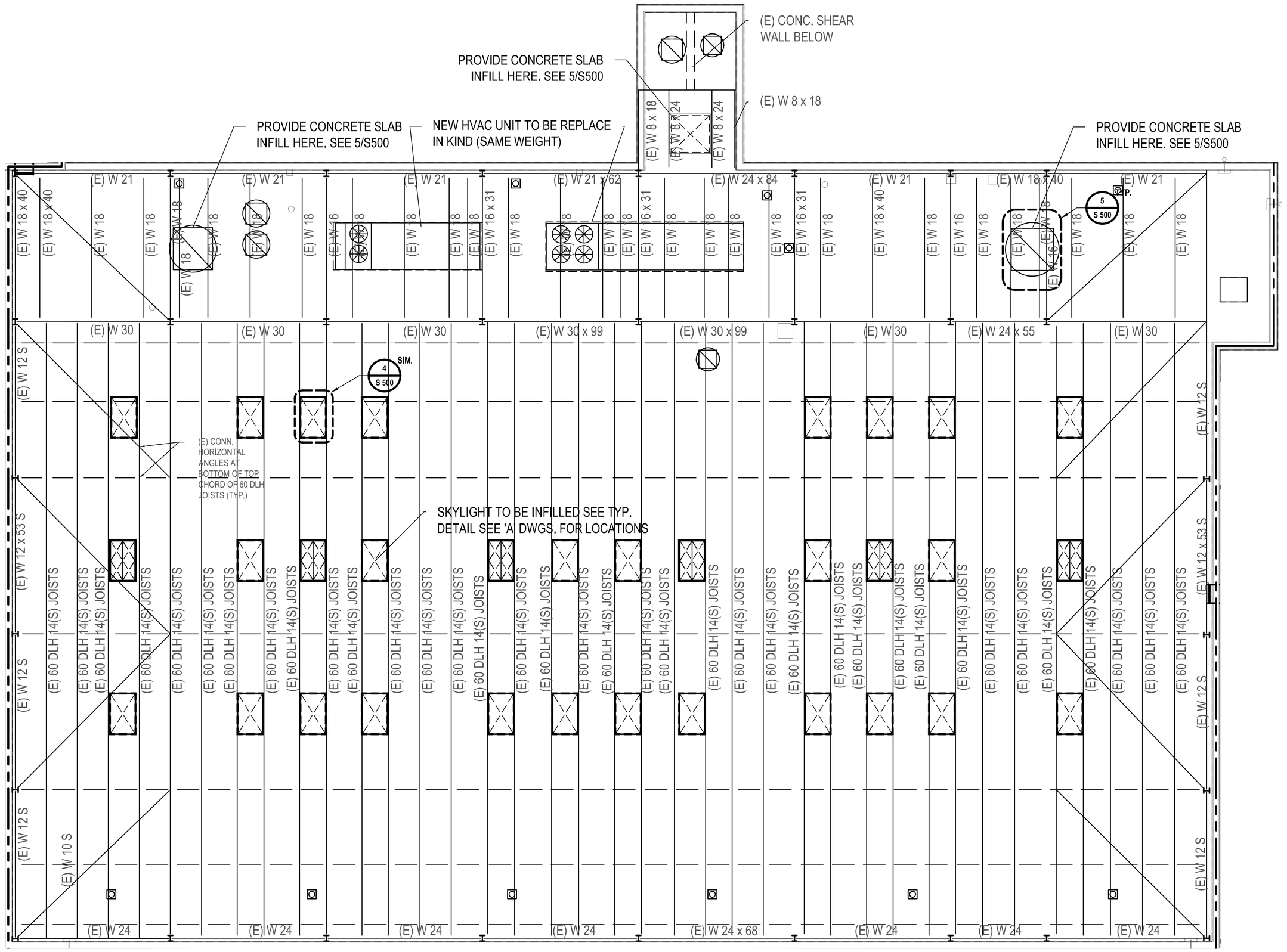

Roof Framing Plan (Materials Recovery Facility/Tipping Floor)

SCALE: 3/32"=1'-0"

STEEL FRAMING PLAN NOTES:

1. TOP OF STEEL SHALL MATCHING EXISTING TOP OF STEEL ELEVATION. CONTRACTOR TO V.I.F.
2. REFER TO DETAILS ON S500 FOR FRAMED OPENINGS.
3. GENERAL CONTRACTOR SHALL COORDINATE WITH ALL PRIME CONTRACTORS INCLUDING, BUT NOT LIMITED TO, INSTALLATION OF OPENINGS, DEPRESSIONS, CAST IN COMPONENTS, ETC.
4. COORDINATE LOCATIONS OF ROOF DECK OPENINGS AND SLAB INFILL WITH ARCHITECTURAL AND MECHANICAL DWGS.
5. CONTRACTOR SHALL REPLACE ALL DECKING FOUND TO BE DETERIORATED WITH 1.5B 18 GA. ROOF DECK AS PER DETAIL 1/S 100. DAMAGED DECK LOCATIONS SHOWN ON THESE DRAWINGS HAVE BEEN DETERMINED FROM INSPECTION FROM BELOW THE DECK AND ARE SHOWN ON S103. IF ADDITIONAL DAMAGE IS OBSERVED FROM THE TOP SIDE OF THE DECK LARGER AREAS OF DECK MAY NEED TO BE REMOVED. THE CONTRACTOR WILL BE RESPONSIBLE FOR REPORTING ALL UNFORSEEN AND FORSEEN TOP SIDE CONDITIONS TO THE E.O.R. TO DETERMINE IF REPLACEMENT IS REQUIRED.
6. DETAIL 3/S 500 SHALL BE UTILIZED FOR NEW UNIT SUPPORTS WHERE EXISTING SUPPORTS DO NOT ALIGN WITH NEW UNIT EDGES. CONTRACTOR SHALL REMOVE EXISTING SUPPORTS AS NECESSARY TO ALLOW FOR NEW SUPPORT INSTALLATION IF IN CONFLICT.

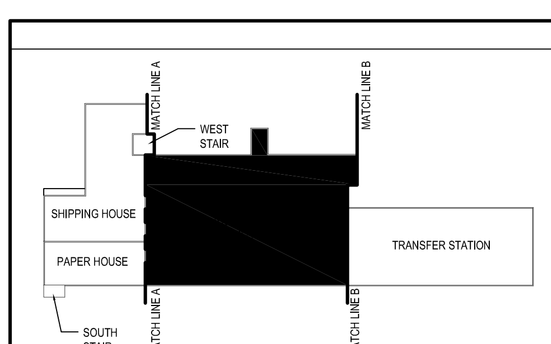

SEAL

"IN TENTION OF THIS DOCUMENT EXCEPT BY A LICENSED PROFESSION ENGINEER."

H2M architects + engineers

1133 Westchester Avenue
Suite N-210
White Plains, NY 10605
P:(914)358-5623
F:(914)358-5624

Melville, NY 11747
Albany, NY 12205
White Plains, NY 10605
New City, NY 10956
Parsippany, NJ 07054
Howell, NJ 07731

REVISION NUMBER	DATE	MADE BY	APP'D BY	REVISION
		JJN	DJA	
		JJN	DJA	
		JJN	DJA	
		JJN	DJA	
		JJN	DJA	
1	10/30/2024	JJN	DJA	BID SUBMISSION

RECORD DRAWING CERTIFICATION

☐ AS BUILT – CHANGES AS NOTED
☐ AS BUILT – NO CHANGES

CONTRACTOR
NAME
SIGNATURE
TITLE DATE

PROJECT COORDINATOR
NAME
SIGNATURE
TITLE DATE

WESTCHESTER COUNTY, NEW YORK
DEPARTMENT OF PUBLIC WORKS AND TRANSPORTATION
DIVISION OF ENGINEERING

CONTRACT NUMBER 23–519
DRAWING NUMBER S 101
SHEET NO. 14 OF 48

Roof, HVAC and Electrical Upgrades
Daniel P. Thomas Material Recovery Facility
Yonkers, New York

ROOF FRAMING PLAN (MATERIALS RECOVERY FACILITY/TIPPING FLOOR)

SCALE: AS NOTED
DATE: 08/20/2024
DPW FILE NO. 93–02–S–286–0
REV. NO.

IN CHARGE OF
CHECKED BY
MADE BY