Rockland County
Ed Day, Rockland County Executive

DEPARTMENT OF GENERAL SERVICES, PURCHASING DIVISION
Dr. Robert L. Yeager Health Center
50 Sanatorium Rd, Building A
Pomona, New York 10970
Phone: (845) 364-3820 Fax: (845) 364-3809
Email: purchasing@co.rockland.ny.us

Paul Brennan, FNIGP, CPPO
Director of Purchasing

ADDENDUM # 13

CAPITAL PROJECT 3414:
CONSTRUCTION OF NEW HIGHWAY FACILITY

The information in this addendum supersedes any contradictory information set forth in the contract documents. Acknowledge receipt of this addendum in the space provided on the signature page of the bid proposal. Failure to do so, may subject the bidder to disqualification. This addendum forms a part of the contract documents.

This is a reissue of Dwgs 3.06.121, 3.06.131, 3.06.601, 3.12.121, 5.06.121, 5.06.131, 5.06.601, 1.06.601, 2.06.121. The addendum number shown in the description block (lower right-hand corner) was incorrectly added and should be corrected to read "Revision 1" however the date of revision is correct. The drawings are being uploaded as separate attachments.

SIGNED:

Paul J. Brennan

PAUL J. BRENNAN, FNIGP, CPPO
DIRECTOR OF PURCHASING

ADDENDUM

12/11/19

HP12 PANEL SCHEDULE

MAIN RATING: 225A MAIN C.B.: MLO KAIC RATING: 65KAIC

VOLTAGE: 480Y/277V PHASE: 3 WIRE: 4 MOUNTING: SURFACE

CIRC. NO.	LOAD DESCRIPTION	BKR. AMPS	NO. OF POLES	NO. OF POLES	BKR. AMPS	LOAD DESCRIPTION	CIRC. NO.
1	LTG - RMS 117/119/120/121/122/123/126	20	1	3	*	TRANSFORMER – T12	2
3	LTG – RMS 125/127/128/129	20	1				4
5	LTG – CORRIDOR	20	1				6
7	LTG – EXTERIOR	20	1	–	–	–	8
9	LTG – EXTERIOR	20	1	–	–	–	10
11	LTG – ENTRY SIGN	20	1	–	–	–	12
13	LTG – EXTERIOR	20	1	–	–	–	14
15	–	–	–	–	–	–	16
17	–	–	–	–	–	–	18
19	–	–	–	–	–	–	20
21	–	–	–	–	–	–	22
23	–	–	–	–	–	–	24
25	–	–	–	–	–	–	26
27	–	–	–	–	–	–	28
29	–	–	–	–	–	–	30
31	–	–	–	–	–	–	32
33	–	–	–	–	–	–	34
35	SPARE	20	1	1	20	SPARE	36
37	SPARE	20	1	1	20	SPARE	38
39	SPARE	20	1	1	20	SPARE	40
41	SPARE	20	1	1	20	SPARE	42

LK – PROVIDE LOCKING TABS ON C.B.; GF – GFI TYPE C.B.; AF – ARC FAULT TYPE C.B.;
ST – SHUNT TRIP C.B.

NOTES:
1.) * – SEE ONE–LINE DIAGRAM FOR BREAKER SIZE.

HP13 PANEL SCHEDULE

MAIN RATING: 225A MAIN C.B.: MLO KAIC RATING: 35KAIC

VOLTAGE: 480Y/277V PHASE: 3 WIRE: 4 MOUNTING: SURFACE

CIRC. NO.	LOAD DESCRIPTION	BKR. AMPS	NO. OF POLES	NO. OF POLES	BKR. AMPS	LOAD DESCRIPTION	CIRC. NO.
1	LTG – EXTERIOR	20	1	3	*	TRANSFORMER – T13	2
3	–	–	–				4
5	–	–	–				6
7	–	–	–	1	20	LTG – EXTERIOR	8
9	–	–	–	1	20	LTG – CORRIDOR	10
11	–	–	–	1	20	LTG – RM 104/105/114/115/116/124	12
13	–	–	–	1	20	LTG – RM 102/103/107/108/109/110/112/113	14
15	–	–	–	–	–	–	16
17	–	–	–	–	–	–	18
19	–	–	–	–	–	–	20
21	–	–	–	–	–	–	22
23	–	–	–	–	–	–	24
25	–	–	–	–	–	–	26
27	–	–	–	–	–	–	28
29	–	–	–	–	–	–	30
31	–	–	–	–	–	–	32
33	–	–	–	–	–	–	34
35	SPARE	20	1	1	20	SPARE	36
37	SPARE	20	1	1	20	SPARE	38
39	SPARE	20	1	1	20	SPARE	40
41	SPARE	20	1	1	20	SPARE	42

LK – PROVIDE LOCKING TABS ON C.B.; GF – GFI TYPE C.B.; AF – ARC FAULT TYPE C.B.;
ST – SHUNT TRIP C.B.

NOTES:
1.) * – SEE ONE–LINE DIAGRAM FOR BREAKER SIZE.

PP13 PANEL SCHEDULE

MAIN RATING: 400A MAIN C.B.: 250A KAIC RATING: 22KAIC

VOLTAGE: 208Y/120V PHASE: 3 WIRE: 4 MOUNTING: SURFACE

CIRC. NO.	LOAD DESCRIPTION	BKR. AMPS	NO. OF POLES	NO. OF POLES	BKR. AMPS	LOAD DESCRIPTION	CIRC. NO.
1	REC – ROOF	20	1	1	20	SPARE	2
3	REC – OUTDOORS	20	1	1	20	SPARE	4
5	REC – RM 109/110	20	1	1	20	REC – RM 108/109	6
7	REC – RM 107/108	20	1	1	20	REC – RM 110	8
9	REC – RM 107	20	1	1	20	REC – RM 107	10
11	REC – RM 113/114	20	1	1	20	REC – RM 113	12
13	REC – RM 113	20	1	1	20	REC – RM 113	14
15	REC – RM 111	20	1	1	20	REC – CORR 106	16
17	REC – RM 112	20	1	1	20	REC – OUTDOORS	18
19	REC – RM 103	20	1	1	20	HAND DRYER – RM 112	20
21	REC – RM 102	20	1	1	20	JBOX – RM 112	22
23	HAND DRYER – RM 124	20	1	1	20	REC – RM 103	24
25	TX–1–3 – RM 112	15	1	1	20	REC – RM 102	26
27	SPARE	20	1	1	15	TX–1–2 – ROOF	28
29	REC – RM 115	20	1	1	20	REC – RM 105	30
31	REC – RM 105	20	1	1	20	REC – RM 104	32
33	REC – RM 104	20	1	1	20	REC – RM 104	34
35	REC – RM 124	20	1	1	20	REC – RM 104/116	36
37	JBOX – RM 124	20	1	1	20	JBOX – WATER FOUNTAIN	38
39	HAND DRYER – RM 124	20	1	1	20	REC – BOTTLE FILLER	40
41	REC – RM 104	20	1	1	20	REC – RM 115	42
43	REC – RM 115	20	1	1	20	REC – RM 115	44
45	REC – RM 115	20	2	1	20	SPARE	46
47				1	20	DOOR RELEASE – CORR. 106 NORTHWEST	48
49	HVAC CONTROLS	20	1	1	20	DOOR RELEASE – CORR. 106 SOUTH	50
51	HVAC CONTROLS	20	1	–	–	–	52
53	–	–	–	–	–	–	54
55	–	–	–	–	–	–	56
57	–	–	–	–	–	–	58
59	–	–	–	–	–	–	60
61	–	–	–	–	–	–	62
63	–	–	–	–	–	–	64
65	SPARE	20	1	1	20	SPARE	66
67	SPARE	20	1	1	20	SPARE	68
69	SPARE	20	1	1	20	SPARE	70
71	SPARE	20	1	1	20	SPARE	72

LK – PROVIDE LOCKING TABS ON C.B.; GF – GFI TYPE C.B.; AF – ARC FAULT TYPE C.B.;
ST – SHUNT TRIP C.B.

NOTES:

PP11 PANEL SCHEDULE

MAIN RATING: 400A MAIN C.B.: 250A KAIC RATING: 22KAIC

VOLTAGE: 208Y/120V PHASE: 3 WIRE: 4 MOUNTING: SURFACE

CIRC. NO.	LOAD DESCRIPTION	BKR. AMPS	NO. OF POLES	NO. OF POLES	BKR. AMPS	LOAD DESCRIPTION	CIRC. NO.
1	REC – RM 126	20	1	1	20	REC – RM 126	2
3	SPARE	20	1	1	20	SPARE	4
5	REC – RM 121/122	20	1	1	20	REC – CORR 130/OFFICE 120	6
7	REC – OFFICE 120	20	1	1	20	REC – OFFICE 120	8
9	REC – OFFICE 120	20	1	1	20	REC – OFFICE 120	10
11	REC – OFFICE 120	20	1	1	20	REC – OUTDOOR	12
13	REC – RM 119	20	1	1	20	REC – RM 119	14
15	REC – RM 117	20	1	1	20	REC – RM 123	16
17	SPARE	20	1	2	60	GEN 2 LOAD CENTER	18
19	GEN SYSTEM CONTROLLER	20	1				20
21	GEN 1 LOAD CENTER	60	2	1	20	DOOR RELEASE – NORTH CORR.	22
23				1	20	DOOR RELEASE – CORR. NEAR MER	24
25	REC – ROOF	20	1	1	20	REC – RM 125/127	26
27	TX–1–1 – ROOF	15	1	1	20	SPARE	28
29	EX–1–1	15	1	1	20	SPARE	30
31	HOTBOX – HEATER	20	1	1	20	SPARE	32
33	HOTBOX – HEATER	20	1	1	20	REC – RM 108/109	34
35	HOTBOX – REC/LTG	20	1	1	20	SPARE	36
37	SPARE	20	1	1	20	SPARE	38
39	SPARE	20	1	1	20	HVAC CONTROLS	40
41	SPARE	20	1	1	20	HVAC CONTROLS	42

LK – PROVIDE LOCKING TABS ON C.B.; GF – GFI TYPE C.B.; AF – ARC FAULT TYPE C.B.;
ST – SHUNT TRIP C.B.

NOTES:

PP12 PANEL SCHEDULE

MAIN RATING: 225A MAIN C.B.: 225A KAIC RATING: 22KAIC

VOLTAGE: 208Y/120V PHASE: 3 WIRE: 4 MOUNTING: SURFACE

CIRC. NO.	LOAD DESCRIPTION	BKR. AMPS	NO. OF POLES	NO. OF POLES	BKR. AMPS	LOAD DESCRIPTION	CIRC. NO.
1	REC – CHILLER	20	1	1	20	SPARE	2
3	SPARE	20	1	1	20	SPARE	4
5	SPARE	20	1	1	20	SPARE	6
7	SPARE	20	1	1	20	SPARE	8
9	SPARE	20	1	1	20	SPARE	10
11	SPARE	20	1	1	20	SPARE	12
13	SPARE	20	1	1	20	REC – GLYCOL TANK RM 128	14
15	SPARE	20	1	1	20	SPARE	16
17	ACCU–2	15	2	1	20	SPARE	18
19				1	20	SPARE	20
21	JBOX – RM 123	20	1	1	20	SPARE	22
23	SPARE	20	1	1	20	VAVS	24
25	HAND DRYER – RM 123	20	1	1	20	VAVS	26
27	HAND DRYER – RM 123	20	1	1	20	SPARE	28
29	SPARE	20	1	1	20	SPARE	30
31	SPARE	20	1	1	20	SPARE	32
33	SPARE	20	1	1	20	SPARE	34
35	SPARE	20	1	1	20	SPARE	36
37	SPARE	20	1	1	20	SPARE	38
39	SPARE	20	1	1	20	SPARE	40
41	SPARE	20	1	1	20	SPARE	42

LK – PROVIDE LOCKING TABS ON C.B.; GF – GFI TYPE C.B.; AF – ARC FAULT TYPE C.B.;
ST – SHUNT TRIP C.B.

NOTES:

WARNING – IT IS A VIOLATION OF NEW YORK STATE EDUCATIONAL LAW, SECTION 7209.2, FOR ANY PERSON, UNLESS HE IS ACTING UNDER THE DIRECTION OF A LICENSED PROFESSIONAL ENGINEER OR LAND SURVEYOR, TO ALTER THIS DOCUMENT IN ANY WAY. IF ALTERED, THE ALTERING PERSON SHALL COMPLY WITH THE REQUIREMENTS OF NEW YORK EDUCATIONAL LAW, SECTION 7209.2

COPYRIGHT © 2019, McLAREN ENGINEERING GROUP

CONSULTANTS
ARCHITECT
STV 100 Years
STV Architects, P.C.
225 Park Avenue South
New York, NY 10003
(212) 777-4400 FAX: (212) 473-2780
www.stvinc.com

MEP ENGINEER
OLA Consulting Engineers
50 Broadway,
Hawthorne, NY 10532
914.747.2800
8 West 38th Street,
Suite 501
New York, NY 10018
646.849.4110
olaces.com
NMEG0050.00

FACILITIES CONSULTANT
Gannett Fleming

LANDSCAPE ARCHITECT
IQ
Imbiano-Quigley Landscape Architects
31 Mamaroneck Ave., 7th Floor
White Plains, New York 10601
admin@iqlandarch.com
(914) 232-0200

PROJECT
COUNTY OF ROCKLAND
CAPITAL PROJECT NO. 1307
HIGHWAY DEPARTMENT /
EMERGENCY OPERATIONS FACILITY
COUNTY OF ROCKLAND, NEW YORK

McLaren ENGINEERING GROUP
applied ingenuity
M. G. McLaren Engineering and Land Surveying P.C.
530 Chestnut Ridge Road, Woodcliff Lake, NJ 07677
T: 201.775.6000 F: 201.746.8522 www.mgmclaren.com

STATE OF NEW YORK · STEVEN ABBATISTA · 077237 · LICENSED PROFESSIONAL ENGINEER

SHEET NAME
ELECTRICAL BUILDING 01
SCHEDULES

No.	DATE	REVISION	BY
1	11/27/19	ADDENDUM 07	VB

PROJECT NO. 130439
SCALE As indicated
DATE OCTOBER 30, 2019
DRAWN BY CT
CHECKED BY ML
APPROVED BY DS

ISSUED FOR
BID SET

DRAWING NO.
1.06.601

____ OF ____ SHTS

FILE NAME: I:\Projects\MEG\NMEG0050.00\Dwgs\1-06-601-2.dwg PLOT TIME: Wed, 27 Nov 2019 - 3:30pm LAST SAVE: Wed, 27 Nov 2019 - 3:27pm BY: vbaez

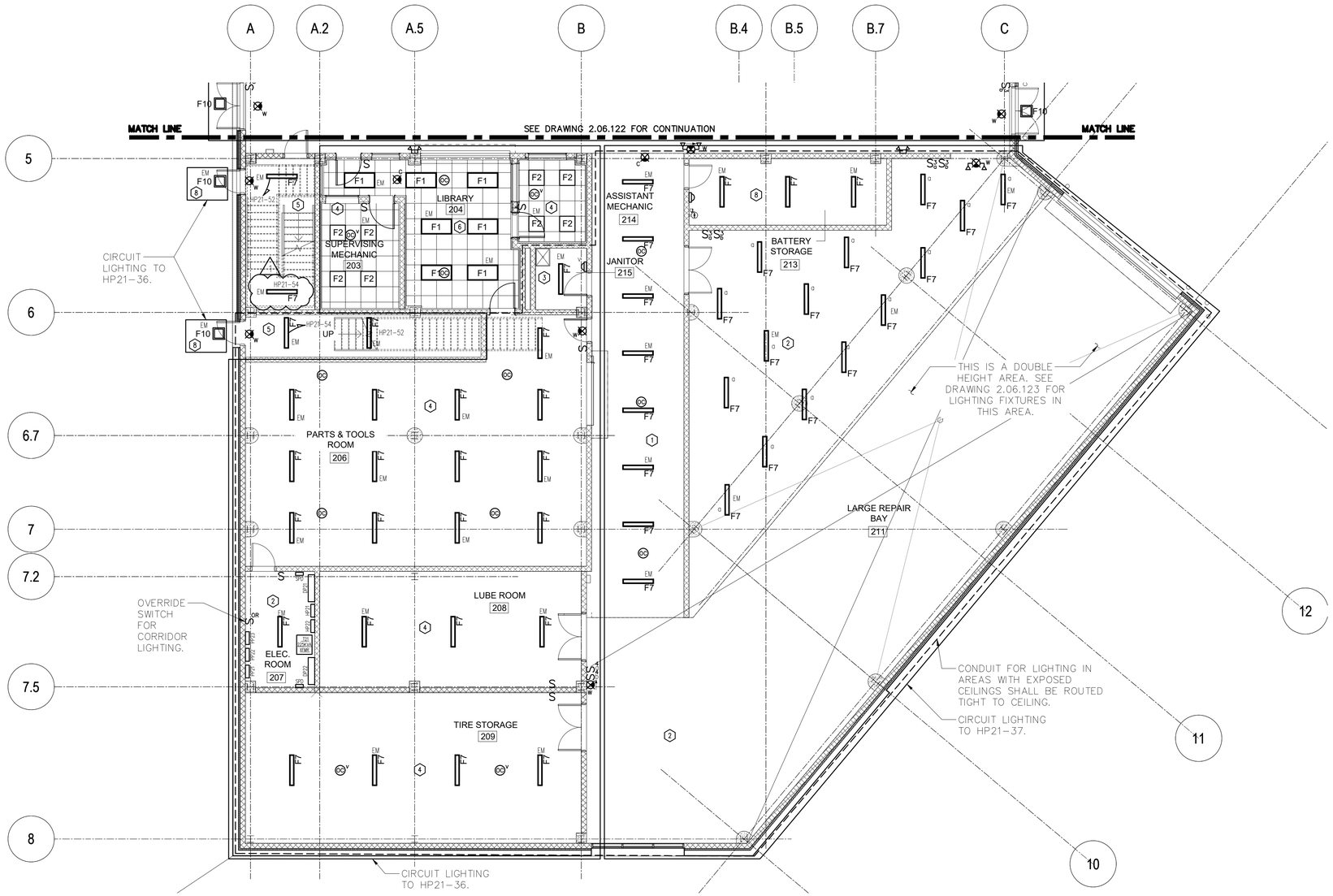

1 ELECTRICAL BUILDING 02 LIGHTING PART PLAN
SCALE: 1/8" = 1'-0"

NOTES:

1.) SEE DRAWINGS 0.06.604 & 0.06.605 FOR LIGHTING FIXTURE SCHEDULE, LIGHTING CONTROL DESIGN INTENT & LIGHTING SYSTEM FUNCTIONAL TESTING/COMMISSIONING NOTES.

2.) LUBE ROOM 208 & LARGE REPAIR BAY 211 ARE CLASSIFIED AS HAZARDOUS CLASS 2, DIVISION 2 LOCATIONS UP TO 18" AFF. REFER TO DETAIL 4 ON DRAWING 2.06.503 FOR WIRING INFORMATION.

LIGHTING CONTROL LEGEND

1 – TIME CLOCK WITH OCCUPANCY SENSOR AFTER HOURS AND MANUAL OVERRIDE SWITCH.
2 – LINE VOLTAGE ON/OFF WALL SWITCHING.
3 – LOW VOLTAGE WALL SWITCH VACANCY SENSOR.
4 – LOW VOLTAGE MANUAL ON WALL SWITCH WITH CEILING MOUNT VACANCY.
5 – OCCUPANCY SENSOR TO 100%, AUTO DIMMED TO 50%.
6 – LOW VOLTAGE WALL SWITCH WITH CEILING MOUNTED OCCUPANCY SENSOR.
7 – LINE VOLTAGE WALL SWITCH WITH PILOT LIGHT.
8 – LOW VOLTAGE WALL SWITCH OCCUPANCY SENSOR.
9 – OUTDOOR PHOTOSENSOR CONTROL

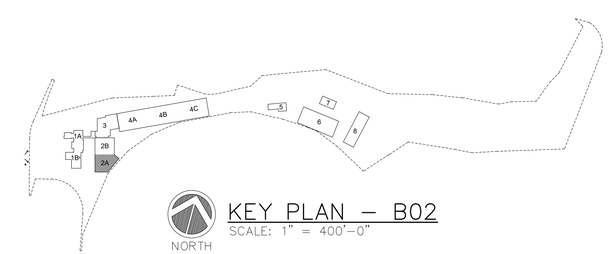

KEY PLAN – B02
SCALE: 1" = 400'-0"

WARNING – IT IS A VIOLATION OF NEW YORK STATE EDUCATIONAL LAW, SECTION 7209.2, FOR ANY PERSON, UNLESS HE IS ACTING UNDER THE DIRECTION OF A LICENSED PROFESSIONAL ENGINEER OR LAND SURVEYOR, TO ALTER THIS DOCUMENT IN ANY WAY. IF ALTERED, THE ALTERING PERSON SHALL COMPLY WITH THE REQUIREMENTS OF NEW YORK EDUCATIONAL LAW, SECTION 7209.2

COPYRIGHT © 2019, McLAREN ENGINEERING GROUP

CONSULTANTS ARCHITECT
STV 100 Years
STV Architects, P.C.
225 Park Avenue South
New York, NY 10003
(212) 777-4400 FAX: (212) 473-2780
www.stvinc.com

MEP ENGINEER
OLA Consulting Engineers
50 Broadway,
Hawthorne, NY 10532
914.747.2800
8 West 38th Street,
Suite 501
New York, NY 10018
646.854.4110
olaca.com NMEG0050.00

FACILITIES CONSULTANT
Gannett Fleming

LANDSCAPE ARCHITECT
IQ
Imbiano-Quigley Landscape Architects
31 Mamaroneck Ave., 7th Floor
White Plains, New York 10601
admin@iqlandarch.com
(914) 232-0200

PROJECT
COUNTY OF ROCKLAND
CAPITAL PROJECT NO. 1307
HIGHWAY DEPARTMENT /
EMERGENCY OPERATIONS FACILITY
COUNTY OF ROCKLAND, NEW YORK

McLaren ENGINEERING GROUP
applied ingenuity
M. G. McLaren Engineering and Land Surveying P.C.
530 Chestnut Ridge Road, Woodcliff Lake, NJ 07677
T: 201.775.6000 F: 201.746.8522 www.mgmclaren.com

STATE OF NEW YORK · STEVEN ABBATISTA · 077237 · LICENSED PROFESSIONAL ENGINEER

SHEET NAME
ELECTRICAL BUILDING 02
LIGHTING PART PLAN

No.	DATE	REVISION	BY
1	11/27/19	ADDENDUM 07	VB

PROJECT NO. 130439
SCALE As indicated
DATE OCTOBER 30, 2019
DRAWN BY CT
CHECKED BY ML
APPROVED BY DS

ISSUED FOR BID SET
DRAWING NO. 2.06.121
_____ OF _____ SHTS

FILE NAME: I:\Projects\MEG\NMEG0050.00\Dwgs\2-06-121-2.dwg PLOT TIME: Wed, 27 Nov 2019 - 2:31pm LAST SAVE: Wed, 27 Nov 2019 - 2:31pm BY: vbaez

NOTES:

1.) SEE DRAWINGS 0.06.604 & 0.06.605 FOR LIGHTING FIXTURE SCHEDULE, LIGHTING CONTROL DESIGN INTENT & LIGHTING SYSTEM FUNCTIONAL TESTING/COMMISSIONING NOTES.

2.) WALL MOUNTED ELEVATOR LIGHT, WEATHERPROOF INCANDESCENT FIXTURE WITH RUGGED, SEAMLESS DIE CAST CONSTRUCTION, FACTORY ASSEMBLED WITH GUARD, AS MANUFACTURED BY APPLETON MODEL #WFW1075G, 120V, (1) 100W MED BASE INC LAMP OR APPROVED EQUAL.

3.) ELEVATOR PIT LIGHTING FIXTURES SHALL BE CONNECTED TO THE LINE SIDE OF THE PIT GFI RECEPTACLE, CIRCUITED ON PP33-5.

LIGHTING CONTROL LEGEND

1. – TIME CLOCK WITH OCCUPANCY SENSOR OVERRIDE AFTER HOURS.
2. – LINE VOLTAGE ON/OFF WALL SWITCHING.
3. – LOW VOLTAGE WALL SWITCH VACANCY SENSOR.
4. – LOW VOLTAGE MANUAL ON WALL SWITCH WITH CEILING MOUNT VACANCY.
5. – LOW VOLTAGE WALL SWITCH WITH CEILING MOUNTED OCCUPANCY SENSOR.
6. – OCCUPANCY SENSOR TO 100%, DIMMED AUTOMATICALLY TO 50%.
7. – OUTDOOR PHOTOSENSOR CONTROL

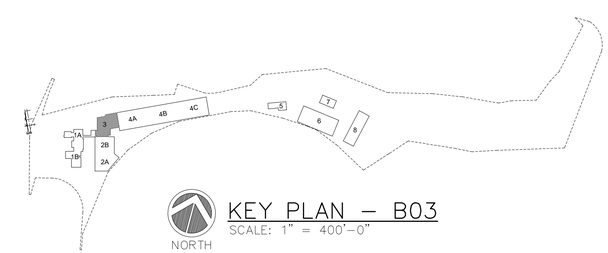

NORTH

KEY PLAN – B03
SCALE: 1" = 400'-0"

NORTH

1 ELECTRICAL BUILDING 03 LIGHTING PLAN
SCALE: 1/8" = 1'-0"

WARNING – IT IS A VIOLATION OF NEW YORK STATE EDUCATIONAL LAW, SECTION 7209.2, FOR ANY PERSON, UNLESS HE IS ACTING UNDER THE DIRECTION OF A LICENSED PROFESSIONAL ENGINEER OR LAND SURVEYOR, TO ALTER THIS DOCUMENT IN ANY WAY. IF ALTERED, THE ALTERING PERSON SHALL COMPLY WITH THE REQUIREMENTS OF NEW YORK EDUCATIONAL LAW, SECTION 7209.2

COPYRIGHT © 2019, McLAREN ENGINEERING GROUP

CONSULTANTS ARCHITECT
STV 100 Years
STV Architects, P.C.
225 Park Avenue South
New York, NY 10003
(212) 777-4400 FAX: (212) 473-2780
www.stvinc.com

MEP ENGINEER
OLA Consulting Engineers
50 Broadway,
Hawthorne, NY 10532
914.747.2300
8 West 38th Street,
Suite 501
New York, NY 10018
646.844.4110
olaca.com NMEG0050.00

FACILITIES CONSULTANT
Gannett Fleming

LANDSCAPE ARCHITECT
IQ
Imbiano-Quigley Landscape Architects
31 Mamaroneck Ave., 7th Floor
White Plains, New York 10601
admin@iqlandarch.com
(914) 232-0200

PROJECT
COUNTY OF ROCKLAND
CAPITAL PROJECT NO. 1307
HIGHWAY DEPARTMENT /
EMERGENCY OPERATIONS FACILITY
COUNTY OF ROCKLAND, NEW YORK

McLaren ENGINEERING GROUP
applied ingenuity
M. G. McLaren Engineering and Land Surveying P.C.
530 Chestnut Ridge Road, Woodcliff Lake, NJ 07677
T: 201.775.6000 F: 201.746.8522 www.mgmclaren.com

STATE OF NEW YORK · STEVEN ABBATISTA · 077237 · LICENSED PROFESSIONAL ENGINEER

SHEET NAME
ELECTRICAL BUILDING 03 LIGHTING PLAN

No.	DATE	REVISION	BY
1	11/27/19	ADDENDUM 07	VB

PROJECT NO. 130439
SCALE As indicated
DATE OCTOBER 30, 2019
DRAWN BY CT
CHECKED BY ML
APPROVED BY DS

ISSUED FOR **BID SET**

DRAWING NO. **3.06.121**

_____ OF _____ SHTS

FILE NAME: I:\Projects\MEG\NMEG0050.00\Dwgs\3-06-121.dwg PLOT TIME: Wed, 27 Nov 2019 – 2:33pm LAST SAVE: Wed, 27 Nov 2019 – 2:22pm BY: vbaez

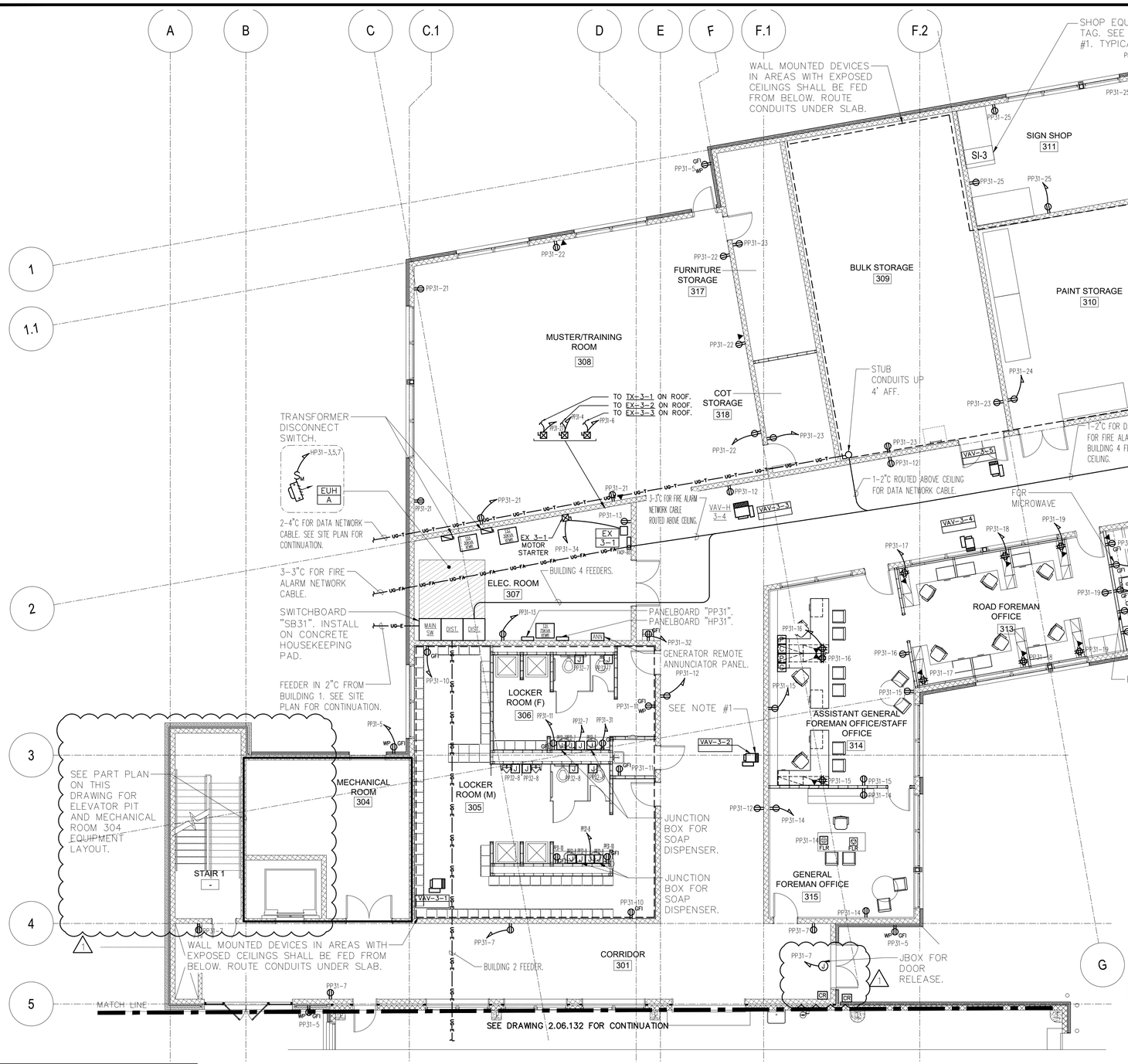

NORTH

2 ELECTRICAL BUILDING 03 POWER PLAN

SCALE: 1/8" = 1'-0"

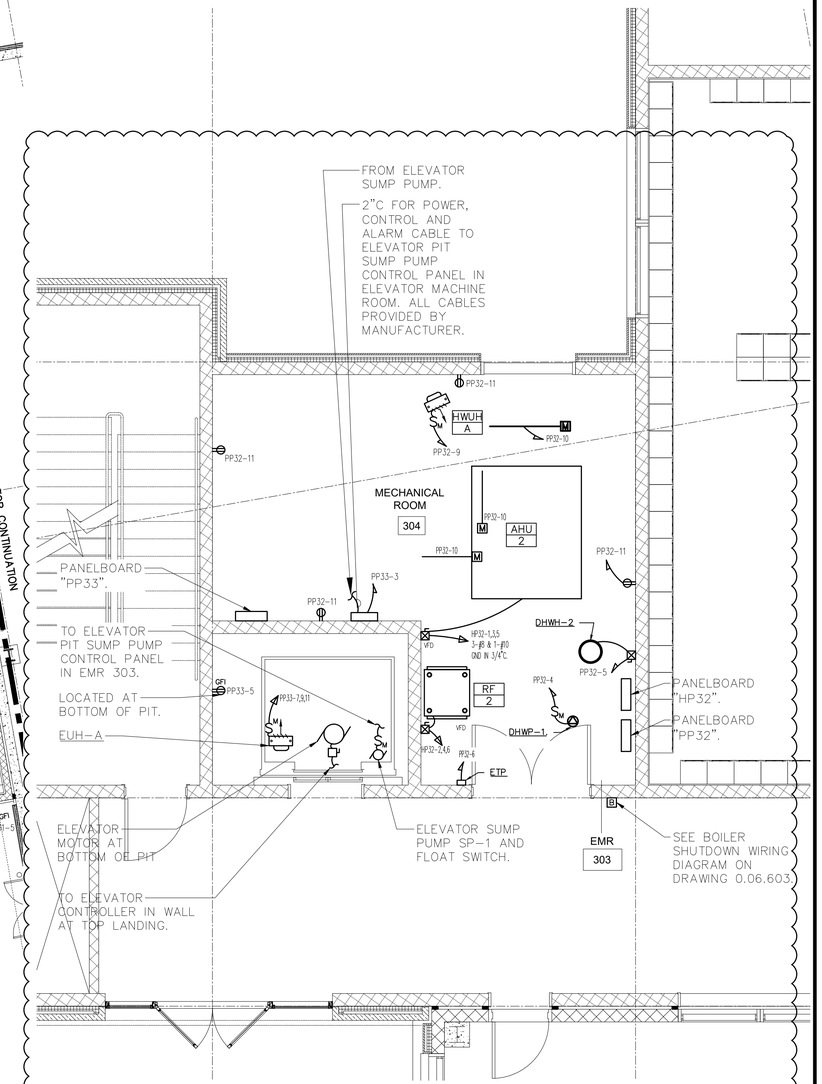

NORTH

1 ELECTRICAL BUILDING 03 ELEVATOR PIT AND MECHANICAL ROOM PART PLAN

SCALE: 1/4" = 1'-0"

NOTES:

1.) FOR TAGGED SHOP EQUIPMENT, SEE DRAWING 3.06.132 FOR ELECTRICAL EQUIPMENT SCHEDULE FOR POWER AND CIRCUITRY REQUIREMENTS.

2.) CIRCUIT VAVS TO PP32-1.

3.) RECEPTACLES AND WALL MOUNTED DEVICES IN BULK STORAGE 309, PAINT STORAGE 310 AND SIGN SHOP 311 SHALL BE MOUNTED AT 48" AFF MIN.

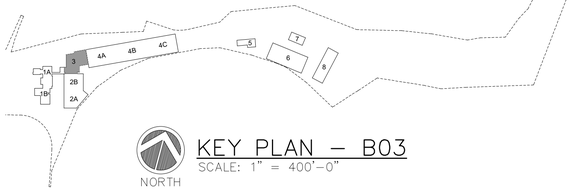

NORTH

KEY PLAN – B03

SCALE: 1" = 400'-0"

WARNING – IT IS A VIOLATION OF NEW YORK STATE EDUCATIONAL LAW, SECTION 7209.2, FOR ANY PERSON, UNLESS HE IS ACTING UNDER THE DIRECTION OF A LICENSED PROFESSIONAL ENGINEER OR LAND SURVEYOR, TO ALTER THIS DOCUMENT IN ANY WAY. IF ALTERED, THE ALTERING PERSON SHALL COMPLY WITH THE REQUIREMENTS OF NEW YORK EDUCATIONAL LAW, SECTION 7209.2

COPYRIGHT © 2019, McLAREN ENGINEERING GROUP

CONSULTANTS ARCHITECT
STV 100 Years
STV Architects, P.C.
225 Park Avenue South
New York, NY 10003
(212) 777-4400 FAX: (212) 473-2780
www.stvinc.com

MEP ENGINEER
OLA Consulting Engineers
50 Broadway,
Hawthorne, NY 10532
914.747.2800
8 West 38th Street,
Suite 501
New York, NY 10018
646.849.4110
olaca.com
NMEG0050.00

FACILITIES CONSULTANT
Gannett Fleming

LANDSCAPE ARCHITECT
IQ
Imbiano·Quigley Landscape Architects
31 Mamaroneck Ave., 7th Floor
White Plains, New York 10601
admin@iqlandarch.com
(914) 232-0200

PROJECT

COUNTY OF ROCKLAND
CAPITAL PROJECT NO. 1307
HIGHWAY DEPARTMENT /
EMERGENCY OPERATIONS FACILITY

COUNTY OF ROCKLAND, NEW YORK

McLaren ENGINEERING GROUP
applied ingenuity
M. G. McLaren Engineering and Land Surveying P.C.
530 Chestnut Ridge Road, Woodcliff Lake, NJ 07677
T: 201.775.6000 F: 201.746.8522 www.mgmclaren.com

STATE OF NEW YORK · STEVEN ABBATISSA · 077237 · LICENSED PROFESSIONAL ENGINEER

SHEET NAME

ELECTRICAL BUILDING 03 POWER PLAN

No.	DATE	REVISION	BY
1	11/27/19	ADDENDUM 07	VB

PROJECT NO. 130439
SCALE As indicated
DATE OCTOBER 30, 2019
DRAWN BY CT
CHECKED BY ML
APPROVED BY DS

ISSUED FOR **BID SET**

DRAWING NO. **3.06.131**

____ OF ____ SHTS

FILE NAME: I:\Projects\MEG\NMEG0050.00\Dwgs\3-06-131-2.dwg PLOT TIME: Wed, 27 Nov 2019 – 3:30pm LAST SAVE: Wed, 27 Nov 2019 – 3:25pm BY: vbonez

PP31 PANEL SCHEDULE

MAIN RATING: 400A MAIN C.B.: 250A KAIC RATING: 22KAIC
VOLTAGE: 208/120V PHASE: 3 WIRE: 4 MOUNTING: SURFACE

CIRC. NO.	LOAD DESCRIPTION	BKR. AMPS	NO. OF POLES	NO. OF POLES	BKR. AMPS	LOAD DESCRIPTION	CIRC. NO.
1	SI-1	20	1	1	20	SPARE	2
3	SI-3	20	1	1	15	EX-3-2	4
5	RECP WP/GFI OUTSIDE	20	1	1	15	EX-3-3	6
7	RECP CORRIDOR	20	1	1	20	SPARE	8
9	ELEVATOR SHUNT TRIP CB	20	1	1	20	RECP LOCKER ROOM (M)	10
11	RECP LOCKER ROOM (F)	20	1	1	20	RECP CORRIDOR	12
13	RECP ELECTRICAL ROOM	20	1	1	20	RECP GENERAL MAIN OFFICE	14
15	RECP GENERAL FORMAN OFFICE	20	1	1	20	RECP GENERAL FORMAN OFFICE	16
17	RECP ROAD FOREMAN OFFICE	20	1	1	20	RECP ROAD FOREMAN OFFICE	18
19	RECP ROAD FOREMAN OFFICE	20	1	1	20	RECP LUNCH ROOM	20
21	RECP MUSTER/TRAINING ROOM	20	1	1	20	RECP MUSTER/TRAINING ROOM	22
23	RECP FURNITURE/COAT/BULK STORAGE	20	1	1	20	RECP PAINT STORAGE	24
25	RECP SIGN SHOP	20	1	1	20	MOTORIZED DAMPER – PAINT STORAGE 310	26
27	TX-3-1	20	1	–	–	–	28
29	REC – CORRIDOR 130	20	1	–	–	–	30
31	REC – RM 306	20	1	1	20	WATER FOUNTAIN	32
33	–	–	–	1	15	EX-3-1	34
35	SPARE	20	1	1	20	RECP MICROWAVE	36
37	SPARE	20	1	1	20	RECP REFRIGERATOR	38
39	SPARE	20	1	1	20	SPARE	40
41	SPARE	20	1	1	20	SPARE	42
43	–	–	–	–	–	–	44
45	–	–	–	–	–	–	46
47	–	–	–	–	–	–	48
49	–	–	–	–	–	–	50
51	–	–	–	–	–	–	52
53	–	–	–	–	–	–	54
55	–	–	–	–	–	–	56
57	–	–	–	–	–	–	58
59	SPARE	20	1	1	20	SPARE	60
61	SPARE	20	1	1	20	SPARE	62
63	SPARE	20	1	1	20	SPARE	64
65	SPARE	20	1	1	20	SPARE	66

LK – PROVIDE LOCKING TABS ON C.B.; GF – GFI TYPE C.B.; AF – ARC FAULT TYPE C.B.;
ST – SHUNT TRIP C.B.

NOTES:

HP31 PANEL SCHEDULE

MAIN RATING: 225A MAIN C.B.: MLO KAIC RATING: 65KAIC
VOLTAGE: 480/277V PHASE: 3 WIRE: 4 MOUNTING: SURFACE

CIRC. NO.	LOAD DESCRIPTION	BKR. AMPS	NO. OF POLES	NO. OF POLES	BKR. AMPS	LOAD DESCRIPTION	CIRC. NO.
1	CORRIDOR LIGHTING 130	20	1	1	20	LIGHTING	2
3							4
5	EUH-A – ELEC. ROOM 307	15	3	3	*	TRANSFORMER – T31	6
7							8
9	STAIR 1 LTG – SOUTH SIDE	20	1	1	20	STAIR 1 LTG – NORTH SIDE	10
11	–	–	–	1	20	LIGHTING	12
13	–	–	–	1	20	EXTERIOR LIGHTING	14
15	–	–	–	–	–	–	16
17	–	–	–	–	–	–	18
19	–	–	–	–	–	–	20
21	–	–	–	–	–	–	22
23	–	–	–	–	–	–	24
25	–	–	–	–	–	–	26
27	–	–	–	–	–	–	28
29	–	–	–	–	–	–	30
31	–	–	–	–	–	–	32
33	–	–	–	–	–	–	34
35	SPARE	20	1	1	20	SPARE	36
37	SPARE	20	1	1	20	SPARE	38
39	SPARE	20	1	1	20	SPARE	40
41	SPARE	20	1	1	20	SPARE	42

LK – PROVIDE LOCKING TABS ON C.B.; GF – GFI TYPE C.B.; AF – ARC FAULT TYPE C.B.;
ST – SHUNT TRIP C.B.

NOTES:
1.) * – SEE ONE-LINE DIAGRAM FOR BREAKER SIZE.

HP32 PANEL SCHEDULE

MAIN RATING: 225A MAIN C.B.: MLO KAIC RATING: 35KAIC
VOLTAGE: 480/277V PHASE: 3 WIRE: 4 MOUNTING: SURFACE

CIRC. NO.	LOAD DESCRIPTION	BKR. AMPS	NO. OF POLES	NO. OF POLES	BKR. AMPS	LOAD DESCRIPTION	CIRC. NO.
1							2
3	AHU-2	35	3	3	15	RF-2	4
5							6
7				–	–	–	8
9	EUH-A	15	3	–	–	–	10
11				–	–	–	12
13	–	–	–	–	–	–	14
15	–	–	–	–	–	–	16
17	–	–	–	–	–	–	18
19	–	–	–	–	–	–	20
21	–	–	–	–	–	–	22
23	–	–	–	–	–	–	24
25	–	–	–	–	–	–	26
27	–	–	–	–	–	–	28
29	–	–	–	–	–	–	30
31	–	–	–	–	–	–	32
33	–	–	–	–	–	–	34
35	SPARE	20	1	1	20	SPARE	36
37	SPARE	20	1	1	20	SPARE	38
39	SPARE	20	1	1	20	SPARE	40
41	SPARE	20	1	1	20	SPARE	42

LK – PROVIDE LOCKING TABS ON C.B.; GF – GFI TYPE C.B.; AF – ARC FAULT TYPE C.B.;
ST – SHUNT TRIP C.B.

NOTES:

PP32 PANEL SCHEDULE

MAIN RATING: 125A MAIN C.B.: MLO KAIC RATING: 10KAIC
VOLTAGE: 208/120V PHASE: 3 WIRE: 4 MOUNTING: SURFACE

CIRC. NO.	LOAD DESCRIPTION	BKR. AMPS	NO. OF POLES	NO. OF POLES	BKR. AMPS	LOAD DESCRIPTION	CIRC. NO.
1	VAV'S	20	1	1	20	SPARE	2
3	SPARE	20	1	1	15	DHWH-1 – RM 304	4
5	DHWP-1 – RM 304	15	1	1	15	ETP – RM 304	6
7	JBOX – RM 306	20	1	1	20	JBOX – RM 305	8
9	HWUH-A – RM 304	20	1	1	20	MOTORIZED DAMPERS – RM 304	10
11	REC – RM 304	20	1	1	20	REC – ROOF	12
13	BOILER BREAK GLASS	15	1	1	20	REC – ROOF	14
15	–	–	–	–	–	–	16
17	–	–	–	–	–	–	18
19	–	–	–	–	–	–	20
21	–	–	–	1	20	HVAC CONTROLS	22
23	–	–	–	1	20	HVAC CONTROLS	24
25	–	–	–	–	–	–	26
27	–	–	–	–	–	–	28
29	–	–	–	–	–	–	30
31	–	–	–	–	–	–	32
33	–	–	–	–	–	–	34
35	SPARE	20	1	1	20	SPARE	36
37	SPARE	20	1	1	20	SPARE	38
39	SPARE	20	1	1	20	SPARE	40
41	SPARE	20	1	1	20	SPARE	42

LK – PROVIDE LOCKING TABS ON C.B.; GF – GFI TYPE C.B.; AF – ARC FAULT TYPE C.B.;
ST – SHUNT TRIP C.B.

NOTES:

PP33 PANEL SCHEDULE

MAIN RATING: 125A MAIN C.B.: MLO KAIC RATING: 10KAIC
VOLTAGE: 208/120V PHASE: 3 WIRE: 4 MOUNTING: SURFACE

CIRC. NO.	LOAD DESCRIPTION	BKR. AMPS	NO. OF POLES	NO. OF POLES	BKR. AMPS	LOAD DESCRIPTION	CIRC. NO.
1	–	–	–	1	20	ELEV. CONTROLLER	2
3	ELEV. SUMP PUMP CONTROLLER	20	1	1	20	ELEV. CAR LIGHTING	4
5	REC/LIGHTING – ELEV PIT	20	1	–	–	–	6
7				–	–	–	8
9	EUH-A	15	3	–	–	–	10
11				–	–	–	12
13	–	–	–	–	–	–	14
15	–	–	–	–	–	–	16
17	–	–	–	–	–	–	18
19	–	–	–	–	–	–	20
21	–	–	–	–	–	–	22
23	–	–	–	–	–	–	24
25	–	–	–	–	–	–	26
27	–	–	–	–	–	–	28
29	–	–	–	–	–	–	30
31	–	–	–	–	–	–	32
33	–	–	–	–	–	–	34
35	SPARE	20	1	1	20	SPARE	36
37	SPARE	20	1	1	20	SPARE	38
39	SPARE	20	1	1	20	SPARE	40
41	SPARE	20	1	1	20	SPARE	42

LK – PROVIDE LOCKING TABS ON C.B.; GF – GFI TYPE C.B.; AF – ARC FAULT TYPE C.B.;
ST – SHUNT TRIP C.B.

NOTES:

WARNING – IT IS A VIOLATION OF NEW YORK STATE EDUCATIONAL LAW, SECTION 7209.2, FOR ANY PERSON, UNLESS HE IS ACTING UNDER THE DIRECTION OF A LICENSED PROFESSIONAL ENGINEER OR LAND SURVEYOR, TO ALTER THIS DOCUMENT IN ANY WAY. IF ALTERED, THE ALTERING PERSON SHALL COMPLY WITH THE REQUIREMENTS OF NEW YORK EDUCATIONAL LAW, SECTION 7209.2

COPYRIGHT © 2019, McLAREN ENGINEERING GROUP

CONSULTANTS ARCHITECT
STV 100 Years
STV Architects, P.C.
225 Park Avenue South
New York, NY 10003
(212) 777-4400 FAX: (212) 473-2780
www.stvinc.com

MEP ENGINEER
OLA Consulting Engineers
50 Broadway,
Hawthorne, NY 10532
914.747.2800
8 West 38th Street,
Suite 501
New York, NY 10018
646.849.4110
olaca.com NMEG0050.00

FACILITIES CONSULTANT
Gannett Fleming

LANDSCAPE ARCHITECT
IQ
Imbiano-Quigley Landscape Architects
31 Mamaroneck Ave., 7th Floor
White Plains, New York 10601
admin@iqlandarch.com
(914) 232-0200

PROJECT
COUNTY OF ROCKLAND
CAPITAL PROJECT NO. 1307
HIGHWAY DEPARTMENT /
EMERGENCY OPERATIONS FACILITY
COUNTY OF ROCKLAND, NEW YORK

McLaren ENGINEERING GROUP
applied ingenuity
M. G. McLaren Engineering and Land Surveying P.C.
530 Chestnut Ridge Road, Woodcliff Lake, NJ 07677
T: 201.775.6000 F: 201.746.8522 www.mgmclaren.com

STATE OF NEW YORK · STEVEN ABBATISTA · 077237 · LICENSED PROFESSIONAL ENGINEER

SHEET NAME
ELECTRICAL BUILDING 03
SCHEDULES

No.	DATE	REVISION	BY
1	11/27/19	ADDENDUM 07	VB

PROJECT NO. 130439
SCALE As indicated
DATE OCTOBER 30, 2019
DRAWN BY CT
CHECKED BY ML
APPROVED BY DS

ISSUED FOR BID SET
DRAWING NO. 3.06.601
____ OF ____ SHTS

FILE NAME: I:\Projects\MEG\NMEG0050.00\Dwgs\3-06-601.dwg PLOT TIME: Wed, 27 Nov 2019 – 2:33pm LAST SAVE: Wed, 27 Nov 2019 – 2:24pm BY: vbenez

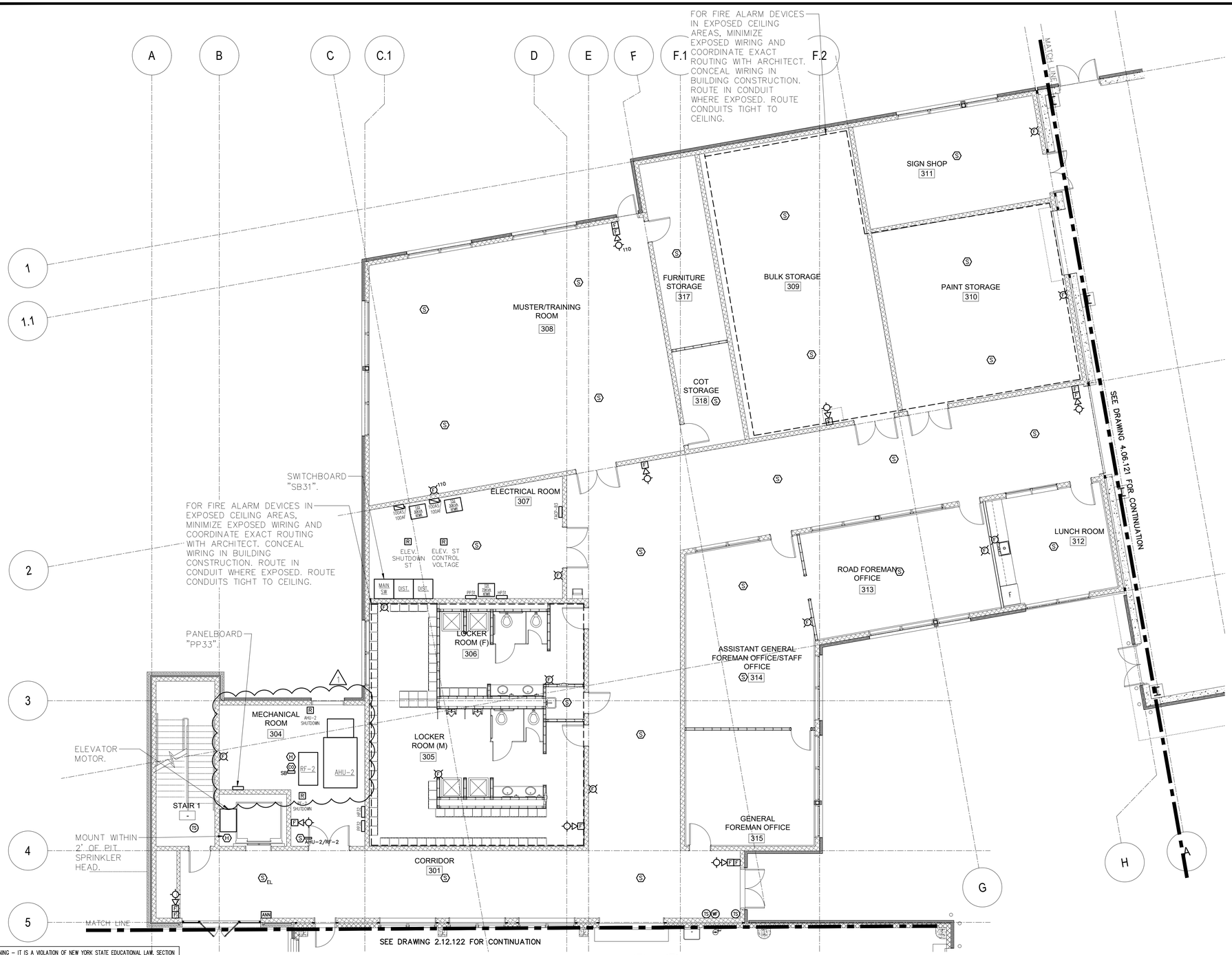

1 FIRE ALARM BUILDING 03 PLAN
SCALE: 1/8" = 1'-0"
NORTH

NOTES:

1.) SEE DRAWING 1.12.121 FOR FIRE ALARM DEVICES LOCATED IN CORRIDOR 130 & ELEVATOR LOBBY 131 THAT ARE CONNECTED TO BUILDING 3 FACP.

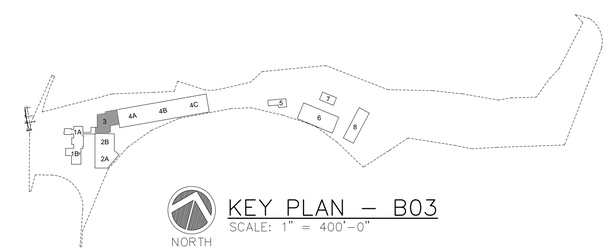

KEY PLAN – B03
SCALE: 1" = 400'-0"
NORTH

WARNING – IT IS A VIOLATION OF NEW YORK STATE EDUCATIONAL LAW, SECTION 7209.2, FOR ANY PERSON, UNLESS HE IS ACTING UNDER THE DIRECTION OF A LICENSED PROFESSIONAL ENGINEER OR LAND SURVEYOR, TO ALTER THIS DOCUMENT IN ANY WAY. IF ALTERED, THE ALTERING PERSON SHALL COMPLY WITH THE REQUIREMENTS OF NEW YORK EDUCATIONAL LAW, SECTION 7209.2

COPYRIGHT © 2019, McLAREN ENGINEERING GROUP

CONSULTANTS
ARCHITECT
STV 100 Years
STV Architects, P.C.
225 Park Avenue South
New York, NY 10003
(212) 777-4400 FAX: (212) 473-2780
www.stvinc.com

MEP ENGINEER
OLA Consulting Engineers
50 Broadway,
Hawthorne, NY 10532
914.747.2800
8 West 38th Street,
Suite 501
New York, NY 10018
646.849.4110
olaca.com
NMEG0050.00

FACILITIES CONSULTANT
Gannett Fleming

LANDSCAPE ARCHITECT
IQ
Imbiano-Quigley Landscape Architects
31 Mamaroneck Ave., 7th Floor
White Plains, New York 10601
admin@iqlandarch.com
(914) 232-0200

PROJECT
COUNTY OF ROCKLAND
CAPITAL PROJECT NO. 1307
HIGHWAY DEPARTMENT /
EMERGENCY OPERATIONS FACILITY
COUNTY OF ROCKLAND, NEW YORK

McLaren ENGINEERING GROUP
applied ingenuity
M. G. McLaren Engineering and Land Surveying P.C.
530 Chestnut Ridge Road, Woodcliff Lake, NJ 07677
T: 201.775.6000 F: 201.746.8522 www.mgmclaren.com

STATE OF NEW YORK · STEVEN ABBATISTA · 077237 · LICENSED PROFESSIONAL ENGINEER

SHEET NAME
FIRE ALARM BUILDING 03 PLAN

No.	DATE	REVISION	BY
1	11/27/19	ADDENDUM 07	VB

PROJECT NO.	130439
SCALE	As indicated
DATE	OCTOBER 30, 2019
DRAWN BY	CT
CHECKED BY	ML
APPROVED BY	DS
ISSUED FOR	BID SET
DRAWING NO.	3.12.121
____ OF ____ SHTS	

FILE NAME: I:\Projects\MEG\NMEG0050.00\Dwgs\3-12-121.dwg PLOT TIME: Wed, 27 Nov 2019 – 2:38pm LAST SAVE: Wed, 27 Nov 2019 – 2:24pm BY: vbaez

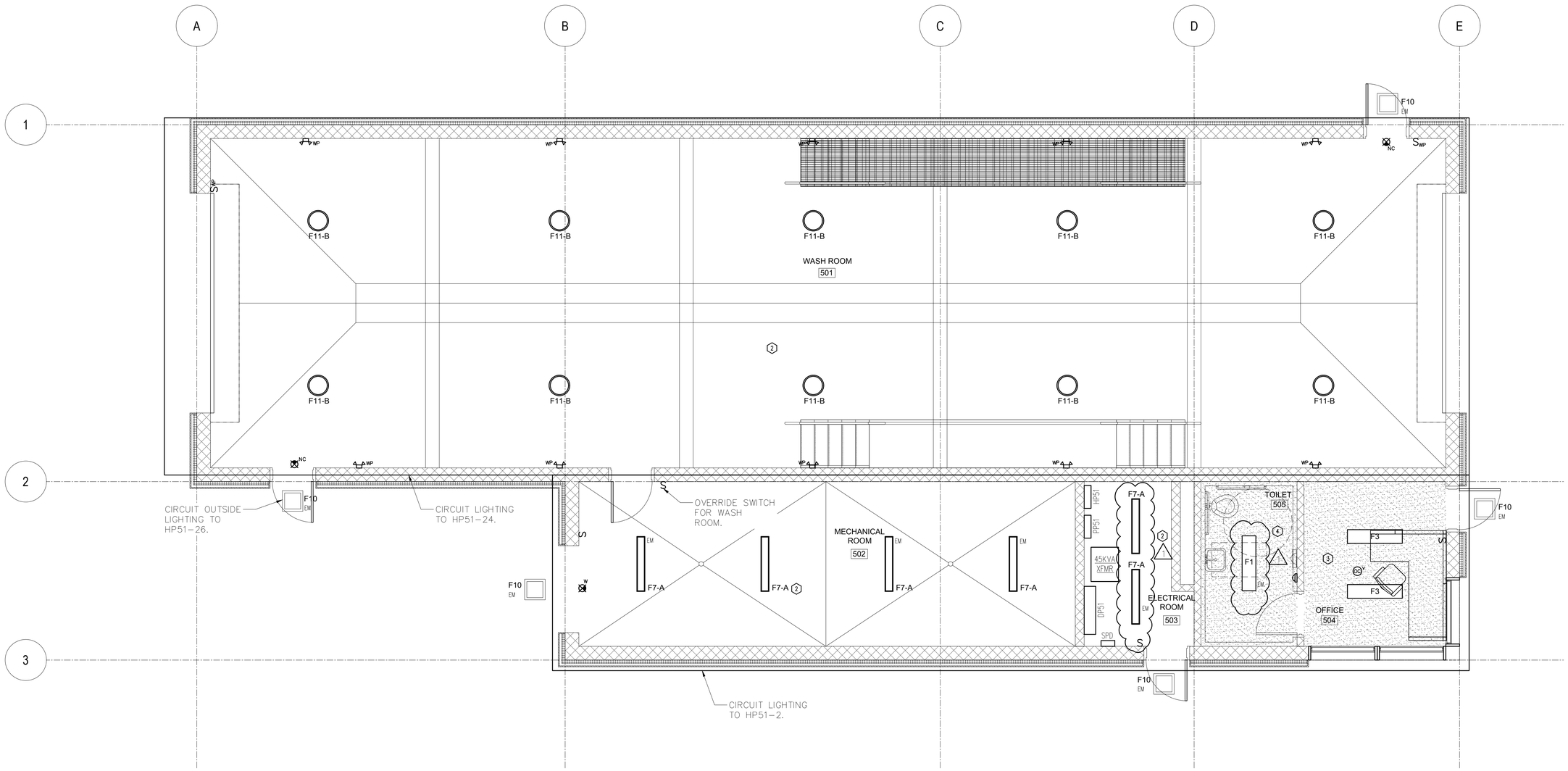

LIGHTING CONTROL LEGEND

1. – TIME CLOCK WITH OCCUPANCY SENSOR OVERRIDE AFTER HOURS. (NOT USED)
2. – LINE VOLTAGE ON/OFF WALL SWITCHING.
3. – LOW VOLTAGE MANUAL ON WALL SWITCH WITH CEILING MOUNT VACANCY.
4. – LOW VOLTAGE WALL SWITCH OCCUPANCY SENSOR.

ADD ALTERNATE #1

ALL WORK ASSOCIATED WITH BUILDING 5 SHALL BE PRICED AS PART OF ADD ALTERNATE #1.

NORTH

1 ELECTRICAL BUILDING 05 LIGHTING PLAN

SCALE: 1/4" = 1'-0"

NOTES:

1.) SEE DRAWINGS 0.06.604 & 0.06.605 FOR LIGHTING FIXTURE SCHEDULE, LIGHTING CONTROL DESIGN INTENT & LIGHTING SYSTEM FUNCTIONAL TESTING/COMISSIONING NOTES.
2.) ALL CONDUITS IN WASH ROOM AND MECHANICAL ROOM SHALL BE SCHEDULE 80 PVC.

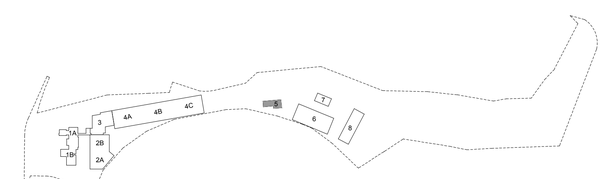

NORTH

KEY PLAN – B05

SCALE: 1" = 400'-0"

WARNING – IT IS A VIOLATION OF NEW YORK STATE EDUCATIONAL LAW, SECTION 7209.2, FOR ANY PERSON, UNLESS HE IS ACTING UNDER THE DIRECTION OF A LICENSED PROFESSIONAL ENGINEER OR LAND SURVEYOR, TO ALTER THIS DOCUMENT IN ANY WAY. IF ALTERED, THE ALTERING PERSON SHALL COMPLY WITH THE REQUIREMENTS OF NEW YORK EDUCATIONAL LAW, SECTION 7209.2

COPYRIGHT © 2019, McLAREN ENGINEERING GROUP

CONSULTANTS
ARCHITECT
STV 100 Years
STV Architects, P.C.
225 Park Avenue South
New York, NY 10003
(212) 777-4400 FAX: (212) 473-2780
www.stvinc.com

MEP ENGINEER
OLA Consulting Engineers
50 Broadway,
Hawthorne, NY 10532
914.747.2800
8 West 38th Street,
Suite 601
New York, NY 10018
646.849.4110
olace.com
NMEG0050.00

FACILITIES CONSULTANT
Gannett Fleming

LANDSCAPE ARCHITECT
IQ
Imbiano·Quigley
Landscape Architects
31 Mamaroneck Ave., 7th Floor
White Plains, New York 10601
admin@iqlandarch.com
(914) 232-0200

PROJECT
COUNTY OF ROCKLAND
CAPITAL PROJECT NO. 1307
HIGHWAY DEPARTMENT /
EMERGENCY OPERATIONS FACILITY
COUNTY OF ROCKLAND, NEW YORK

McLaren ENGINEERING GROUP
applied ingenuity
M. G. McLaren Engineering and Land Surveying P.C.
530 Chestnut Ridge Road, Woodcliff Lake, NJ 07677
T: 201.775.6000 F: 201.746.8522 www.mgmclaren.com

STATE OF NEW YORK · STEVEN ABBATISTA · 077237 · LICENSED PROFESSIONAL ENGINEER

SHEET NAME
ELECTRICAL BUILDING 05 LIGHTING PLAN

No.	DATE	REVISION	BY
1	11/27/19	ADDENDUM 07	VB

PROJECT NO. 130439
SCALE As indicated
DATE OCTOBER 30, 2019
DRAWN BY CT
CHECKED BY ML
APPROVED BY DS

ISSUED FOR **BID SET**

DRAWING NO. **5.06.121**

____ OF ____ SHTS

FILE NAME: I:\Projects\MEG\NMEG0050.00\Dwgs\5-06-121.dwg PLOT TIME: Wed, 27 Nov 2019 – 3:25pm LAST SAVE: Wed, 27 Nov 2019 – 3:24pm BY: mtillis

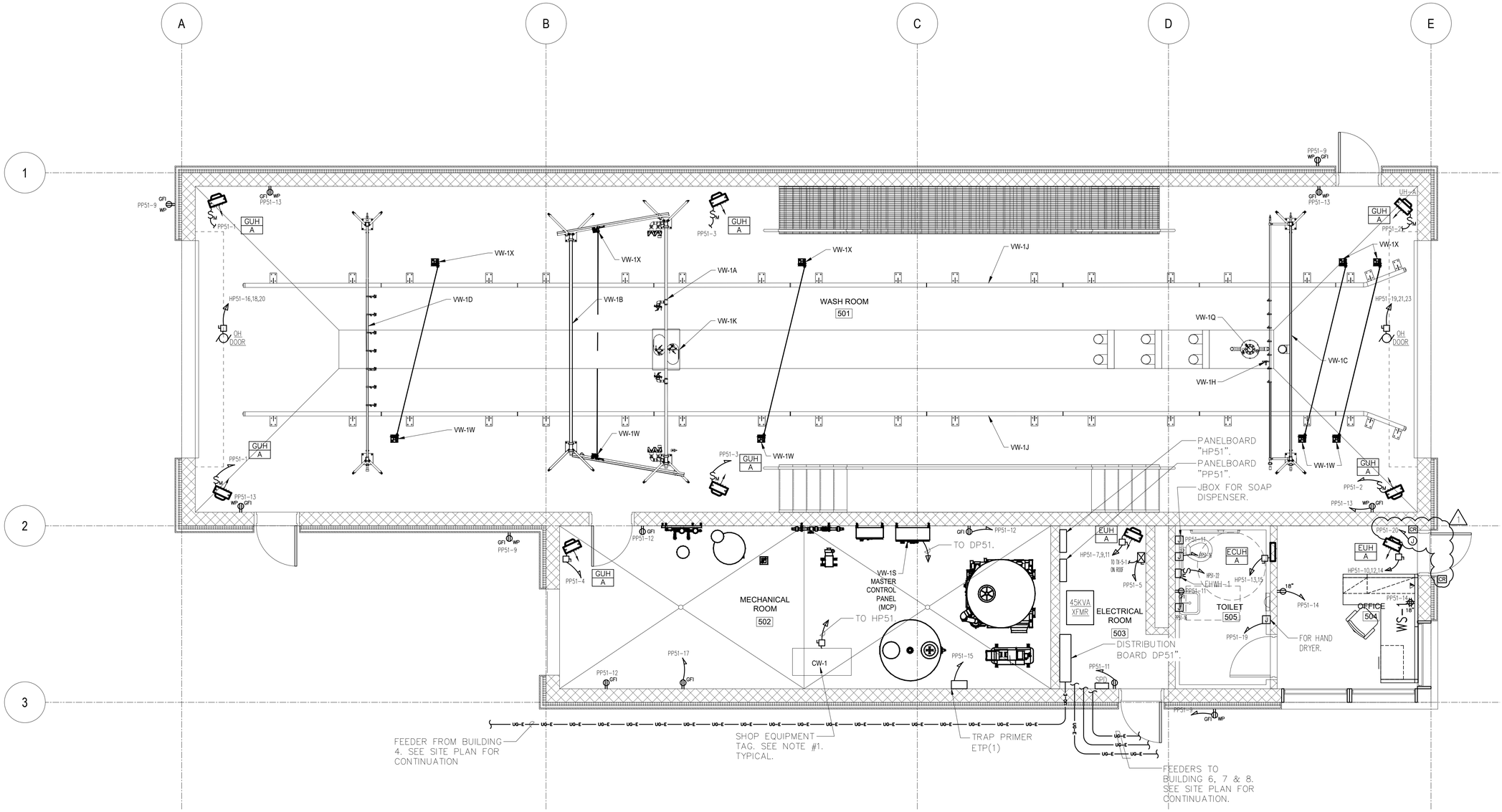

NORTH

1 ELECTRICAL BUILDING 05 POWER PLAN

SCALE: 1/4" = 1'-0"

NOTES:

1.) FOR TAGGED SHOP EQUIPMENT, SEE DRAWING 5.06.601 FOR ELECTRICAL EQUIPMENT SCHEDULE FOR POWER AND CIRCUITRY REQUIREMENTS.
2.) THE ELECTRICAL CONTRACTOR SHALL PROVIDE UNDERSLAB CONDUITS FROM THE MASTER CONTROL PANEL (ITEM: VW-1S) TO SYSTEM COMPONENTS. COORDINATE EXACT LOCATIONS WITH TRUCK WASH EQUIPMENT INSTALLER. SEE DRAWING 5.06.133.
3.) RECEPTACLES SHALL BE MOUNTED AT 48" AFF U.O.N.
4.) ALL CONDUITS IN WASH ROOM AND MECHANICAL ROOM SHALL BE SCHEDULE 80 PVC.

ADD ALTERNATE #1

ALL WORK ASSOCIATED WITH BUILDING 5 SHALL BE PRICED AS PART OF ADD ALTERNATE #1.

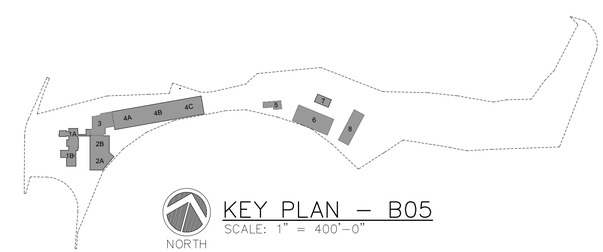

NORTH

KEY PLAN – B05

SCALE: 1" = 400'-0"

WARNING – IT IS A VIOLATION OF NEW YORK STATE EDUCATIONAL LAW, SECTION 7209.2, FOR ANY PERSON, UNLESS HE IS ACTING UNDER THE DIRECTION OF A LICENSED PROFESSIONAL ENGINEER OR LAND SURVEYOR, TO ALTER THIS DOCUMENT IN ANY WAY. IF ALTERED, THE ALTERING PERSON SHALL COMPLY WITH THE REQUIREMENTS OF NEW YORK EDUCATIONAL LAW, SECTION 7209.2

COPYRIGHT © 2019, McLAREN ENGINEERING GROUP

CONSULTANTS ARCHITECT
STV 100 Years
STV Architects, P.C.
225 Park Avenue South
New York, NY 10003
(212) 777-4400 FAX: (212) 473-2780
www.stvinc.com

MEP ENGINEER
OLA Consulting Engineers
50 Broadway,
Hawthorne, NY 10532
914.747.2800
8 West 38th Street,
Suite 501
New York, NY 10018
646.849.4110
olaca.com
NMEG0050.00

FACILITIES CONSULTANT
Gannett Fleming

LANDSCAPE ARCHITECT
IQ
Imbiano-Quigley Landscape Architects
31 Mamaroneck Ave., 7th Floor
White Plains, New York 10601
admin@iqlandarch.com
(914) 232-0200

PROJECT
COUNTY OF ROCKLAND
CAPITAL PROJECT NO. 1307
HIGHWAY DEPARTMENT /
EMERGENCY OPERATIONS FACILITY
COUNTY OF ROCKLAND, NEW YORK

McLaren ENGINEERING GROUP
applied ingenuity
M. G. McLaren Engineering and Land Surveying P.C.
530 Chestnut Ridge Road, Woodcliff Lake, NJ 07677
T: 201.775.6000 F: 201.746.8522 www.mgmclaren.com

STATE OF NEW YORK · STEVEN ABBATISTA · 077237 · LICENSED PROFESSIONAL ENGINEER

SHEET NAME
ELECTRICAL BUILDING 05 POWER PLAN

No.	DATE	REVISION	BY
1	11/27/19	ADDENDUM 07	VB

PROJECT NO. 130439
SCALE: As indicated
DATE: OCTOBER 30, 2019
DRAWN BY: CT
CHECKED BY: ML
APPROVED BY: DS
ISSUED FOR: **BID SET**
DRAWING NO. **5.06.131**
____ OF ____ SHTS

FILE NAME: I:\Projects\MEG\NMEG0050.00\Dwgs\5-06-131-2.dwg PLOT TIME: Wed, 27 Nov 2019 – 2:54pm LAST SAVE: Wed, 27 Nov 2019 – 2:52pm BY: vbaez

BUILDING 5 SHOP EQUIPMENT SCHEDULE

ITEM NO.	QTY	ITEM DESCRIPTION	ELECTRICAL												REMARKS
			FLAMPS	KW	HP	VOLTS	PHASE	DIRECT	PLUG	NEMA	ELECTRICAL A.F.F. (IN)	CIRCUIT BREAKER	PANEL	WIRE SIZE	
CW-1	1	STEAM CLEANER/PRESSURE WASHER	11	-	-	460	3	X	-	-	18"	3P-30A	HP51-1,3,5	3-#12 & 1-#12 GND IN 3/4"C.	PROVIDE 30A, 600V DISC. SWITCH.
VW-1S	1	MASTER CONTROL PANEL	150	-	-	460	3	X	-	-	-	3P-150A	DP51	3-#1/0 & 1-#6 GND IN 1-1/2"C.	

NOTES:

1.) COORDINATE ALL ELECTRICAL EQUIPMENT REQUIREMENTS, EXISTING EQUIPMENT, VOLTAGE, PHASE, NEMA RECEPTACLE CONFIGURATION, CONNECTIONS, HEIGHTS, ETC WITH EQUIPMENT PURCHASED.

ADD ALTERNATE #1

ALL WORK ASSOCIATED WITH BUILDING 5 SHALL BE PRICED AS PART OF ADD ALTERNATE #1.

HP51 PANEL SCHEDULE

MAIN RATING: 400A MAIN C.B.: MLO KAIC RATING: 35KAIC

VOLTAGE: 480/277V PHASE: 3 WIRE: 4 MOUNTING: SURFACE

CIRC. NO.	LOAD DESCRIPTION	BKR. AMPS	NO. OF POLES	NO. OF POLES	BKR. AMPS	LOAD DESCRIPTION	CIRC. NO.
1	CW-1	30	3	1	20	LIGHTING	2
3				3	*	TRANSFORMER – T51	4
5							6
7	EUH-A	15	3				8
9				3	15	EUH-A	10
11							12
13	ECUH-A	15	2				14
15				3	20	OH DOOR – 501	16
17	SPARE	20	1				18
19	OH DOOR – 501A	20	3				20
21				1	20	EHWH-1 – TOILET 505	22
23				1	20	LIGHTING	24
25	–	–	–	1	20	OUTSIDE LIGHTING	26
27	–	–	–	–	–	–	28
29	–	–	–	–	–	–	30
31	–	–	–	–	–	–	32
33	–	–	–	–	–	–	34
35	SPARE	20	1	1	20	SPARE	36
37	SPARE	20	1	1	20	SPARE	38
39	SPARE	20	1	1	20	SPARE	40
41	SPARE	20	1	1	20	SPARE	42

LK – PROVIDE LOCKING TABS ON C.B.; GF – GFI TYPE C.B.; AF – ARC FAULT TYPE C.B.;
ST – SHUNT TRIP C.B.

NOTES:

1.) * – SEE ONE-LINE DIAGRAM FOR BREAKER SIZE.

PP51 PANEL SCHEDULE

MAIN RATING: 225A MAIN C.B.: 150A KAIC RATING: 22KAIC

VOLTAGE: 208/120V PHASE: 3 WIRE: 4 MOUNTING: SURFACE

CIRC. NO.	LOAD DESCRIPTION	BKR. AMPS	NO. OF POLES	NO. OF POLES	BKR. AMPS	LOAD DESCRIPTION	CIRC. NO.
1	GUH-A (2)	15	1	1	15	GUH-A (2)	2
3	GUH-A (2)	15	1	1	15	GUH-A	4
5	TX-5-1	15	1	1	20	SPARE	6
7	SPARE	20	1	1	20	SPARE	8
9	RECP WP/GFI OUTSIDE	20	1	1	15	SPARE	10
11	RECP ELECTRICAL ROOM/TOILET	20	1	1	20	RECP MECHANICAL ROOM	12
13	RECP WASH ROOM	20	1	1	20	RECP OFFICE	14
15	ETP(1) – MECHANICAL ROOM 502	20	1	1	20	JBOX TOILET	16
17	REC – MECH RM 502	20	1	1	20	SITE LIGHTING	18
19	HAND DRYER – RM 505	20	1	1	20	DOOR RELEASE – OFFICE 504	20
21	–	–	–	–	–	–	22
23	–	–	–	–	–	–	24
25	–	–	–	–	–	–	26
27	–	–	–	–	–	–	28
29	–	–	–	1	20	FACP-B5	30
31	–	–	–	–	–	–	32
33	–	–	–	–	–	–	34
35	SPARE	20	1	1	20	SPARE	36
37	SPARE	20	1	1	20	SPARE	38
39	SPARE	20	1	1	20	SPARE	40
41	SPARE	20	1	1	20	SPARE	42

LK – PROVIDE LOCKING TABS ON C.B.; GF – GFI TYPE C.B.; AF – ARC FAULT TYPE C.B.;
ST – SHUNT TRIP C.B.

NOTES:

WARNING – IT IS A VIOLATION OF NEW YORK STATE EDUCATIONAL LAW, SECTION 7209.2, FOR ANY PERSON, UNLESS HE IS ACTING UNDER THE DIRECTION OF A LICENSED PROFESSIONAL ENGINEER OR LAND SURVEYOR, TO ALTER THIS DOCUMENT IN ANY WAY. IF ALTERED, THE ALTERING PERSON SHALL COMPLY WITH THE REQUIREMENTS OF NEW YORK EDUCATIONAL LAW, SECTION 7209.2

COPYRIGHT © 2019, McLAREN ENGINEERING GROUP

CONSULTANTS ARCHITECT
STV Architects, P.C.
225 Park Avenue South
New York, NY 10003
(212) 777-4400 FAX: (212) 473-2780
www.stvinc.com

MEP ENGINEER
OLA Consulting Engineers
50 Broadway,
Hawthorne, NY 10532
914.747.2800
8 West 38th Street,
Suite 601
New York, NY 10018
646.849.4110
olaca.com
NMEG0050.00

FACILITIES CONSULTANT
Gannett Fleming

LANDSCAPE ARCHITECT
IQ
Imbiano-Quigley Landscape Architects
31 Mamaroneck Ave., 7th Floor
White Plains, New York 10601
admin@iqlandarch.com
(914) 232-0200

PROJECT
COUNTY OF ROCKLAND
CAPITAL PROJECT NO. 1307
HIGHWAY DEPARTMENT /
EMERGENCY OPERATIONS FACILITY
COUNTY OF ROCKLAND, NEW YORK

McLaren ENGINEERING GROUP
applied ingenuity
M. G. McLaren Engineering and Land Surveying P.C.
530 Chestnut Ridge Road, Woodcliff Lake, NJ 07677
T: 201.775.6000 F: 201.746.8522 www.mgmclaren.com

STATE OF NEW YORK · STEVEN ABBATISTA · 077237 · LICENSED PROFESSIONAL ENGINEER

SHEET NAME
ELECTRICAL BUILDING 05 SCHEDULES

No.	DATE	REVISION	BY
1	11/27/19	ADDENDUM 07	VB

PROJECT NO. 130439
SCALE As indicated
DATE OCTOBER 30, 2019
DRAWN BY CT
CHECKED BY ML
APPROVED BY DS

ISSUED FOR
BID SET

DRAWING NO.
5.06.601

____ OF ____ SHTS

FILE NAME: I:\Projects\MEG\NMEG0050.00\Dwgs\5-06-601.dwg PLOT TIME: Wed, 27 Nov 2019 – 3:30pm LAST SAVE: Wed, 27 Nov 2019 – 3:27pm BY: vbaez