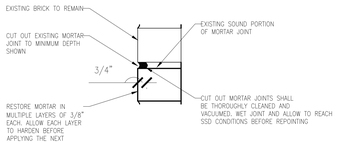

1 MASONRY POINTING DETAIL
SCALE 1" = 1'-0"

SYMBOLS LEGEND

- EXISTING WINDOW GRILLES
- SPALLED/ DAMAGED CONCRETE TO BE REPAIRED
- EXISTING DAMAGED STUCCO ON BRICK TO BE REPAIRED
- EXISTING WOOD FREIZE TO BE REPAIRED
- BRICK JOINTS TO BE REPOINTED

CONSTRUCTION KEY NOTES

REFER TO PROJECT MANUAL SECTION 012300 FOR DESCRIPTION OF ALTERNATES

W#- REFER TO WINDOW SCHEDULE A-800

C01- PROVIDE ARCHITECTURAL METAL PANEL SCREEN WITH ALUMINUM FRAME. SEE DETAIL 1B DWG A800

C02- INFILL EXISTING WALL OPENING. SEE A-601

C03- REPAIR DAMAGED TEXTURED STUCCO FINISH ON COLUMNS APPROXIMATELY. MATCH EXISTING COLUMN BASE PROFILE

C04- PROVIDE NEW WINDOW. SCRAPE PRIME AND PAINT EXISTING LINTEL
ADD ALTERNATE NO. GC-2 WINDOWS-NORTH WING- THIRD FLOOR
ADD ALTERNATE NO. GC-3 WINDOWS-EAST ELEVATION AND WEST WING

C05- PROVIDE GUTTERS, FASCIA AND CORNICE TRIMS
C06- PRIME AND PAINT DORMER WALLS
C07- PROVIDE SOFFIT AND RAFTER TAIL FRAMING
C08- PROVIDE ASPHALT ROOF SHINGLES AND UNDERLAYMENT ON 1/2" ROOF SHEATHING OVER EXISTING T&G ROOF DECK

C09- RECONSTRUCT ROOF OVERHANG
ADD ALTERNATE NO. GC-1 ROOF

CONTINUED:
C10- REPLACE REMOVED BRICK AND CLEAN/REPOINT EXISTING BRICK VENEER. SEE DETAIL 1 A-200 AND DETAIL 5 A-500
C11- PROVIDE NEW RAIN WATER LEADERS AND STRAPS.
C12- NEW STUCCO FINISH OVER PITTED CONCRETE APPROXIMATELY

C13- REBUILD EXISTING OVERHANG. SEE DETAIL 15 A-500
C14- NOT USED
C15- PROVIDE DORMER ROOFING, UNDERLAYMENT AND FLASHING.
C16- PROVIDE SNOW GUARDS STAGGERED IN (3) ROWS AT 24" O.C. TYPICAL AT EAST SIDE (FRONT OF BUILDING)
ADD ALTERNATE NO. GC-1 ROOF

C17- PATCH TEXTURED STUCCO AT REMOVED CHAIN LINK SCREEN ANCHOR HOLES (TYPICAL)
C18- PVC RAISED PANEL AND TRIM. SEE DETAIL A-501
ADD ALTERNATE NO. GC-3

C19- PROVIDE TRIM TO MATCH EXISTING.
ADD ALTERNATE NO. GC-1 ROOF

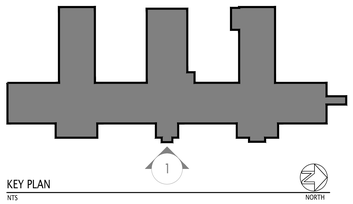

KEY PLAN
NTS

ADD ALTERNATE NO. GC-1
PROVIDE ASPHALT ROOFING SYSTEM

ADD ALTERNATE NO. GC-3
REFER TO: PROJECT MANUAL SECTION 012300 FOR DESCRIPTION.

ADD ALTERNATE NO. GC-2
REFER TO: PROJECT MANUAL SECTION 012300 FOR DESCRIPTION.

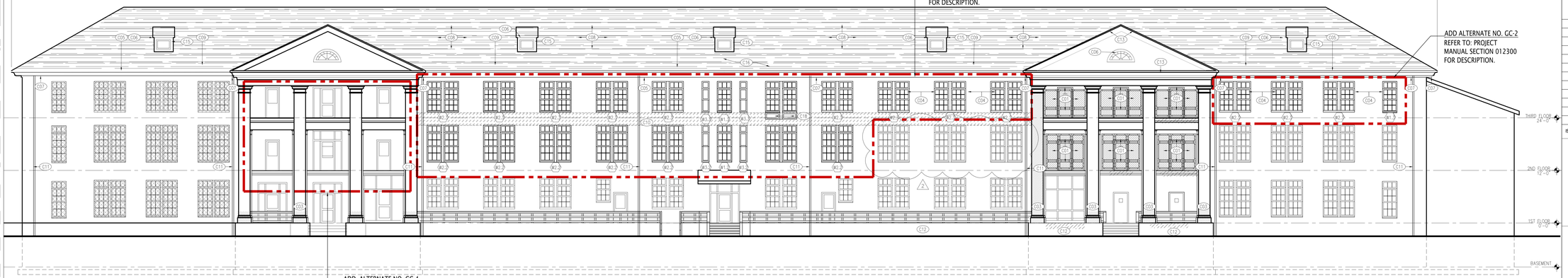

ADD ALTERNATE NO. GC-4
REFER TO: PROJECT MANUAL SECTION 012300 FOR DESCRIPTION.

1 FRONT (EAST) ELEVATION
SCALE: 1/8" = 1'-0"

Lothrop

Lothrop Associates LLP Architects
333 Westchester Avenue
White Plains, New York 10604
914-741-1115

White Plains Rochester Red Bank Hartford

BLAKE ENGINEERING PLLC
1898 COUNTY ROUTE 1, WESTTOWN, NY 10998
TEL: 845-467-9207 FAX: 845-767-5050
MBLAKE@BLAKEENGINEERINGPLLC.COM

MATTHEW G. BLAKE, P.E., LEED AP
NY - 89039 NJ - GE050037 PA - PE079303
MA - 53197 CT - 32283 FL - 85928

E/M/S
ENVIRONMENTAL MANAGEMENT SOLUTIONS
420 COLUMBUS AVENUE,
VALHALLA, NY 10595

ISSUE NO.	ISSUE DATE	DESCRIPTION
2	07-16-2021	ADDENDUM #4
1	03-19-2021	ISSUED FOR BID

ALTERATIONS TO BUILDING # 51, EMERGENCY HOUSING GROUP
38 SEWARD AVENUE
MIDDLETOWN, NY 10940

EXTERIOR ELEVATIONS CONSTRUCTION-I

PROJECT NO.: 1802-01

DRAWING NO.:

A-200