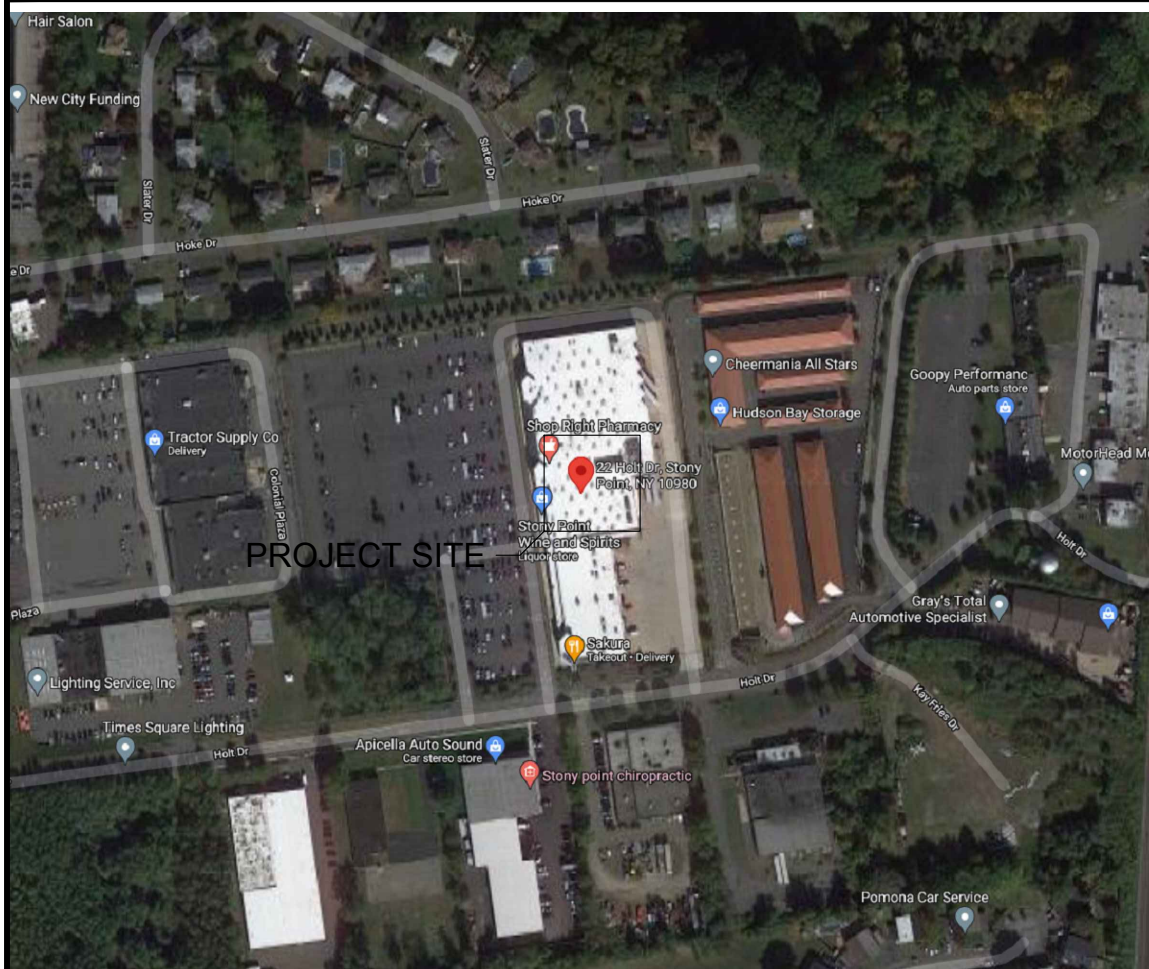
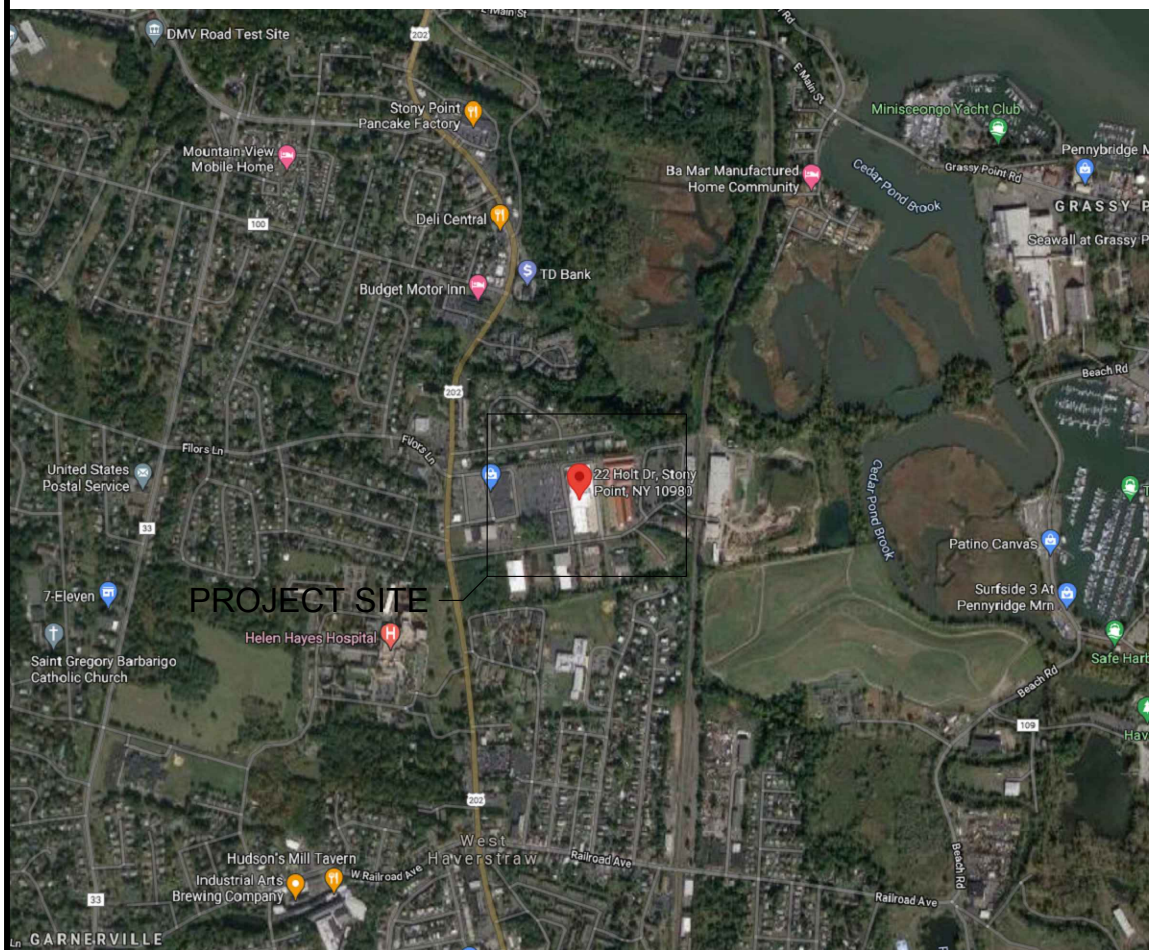
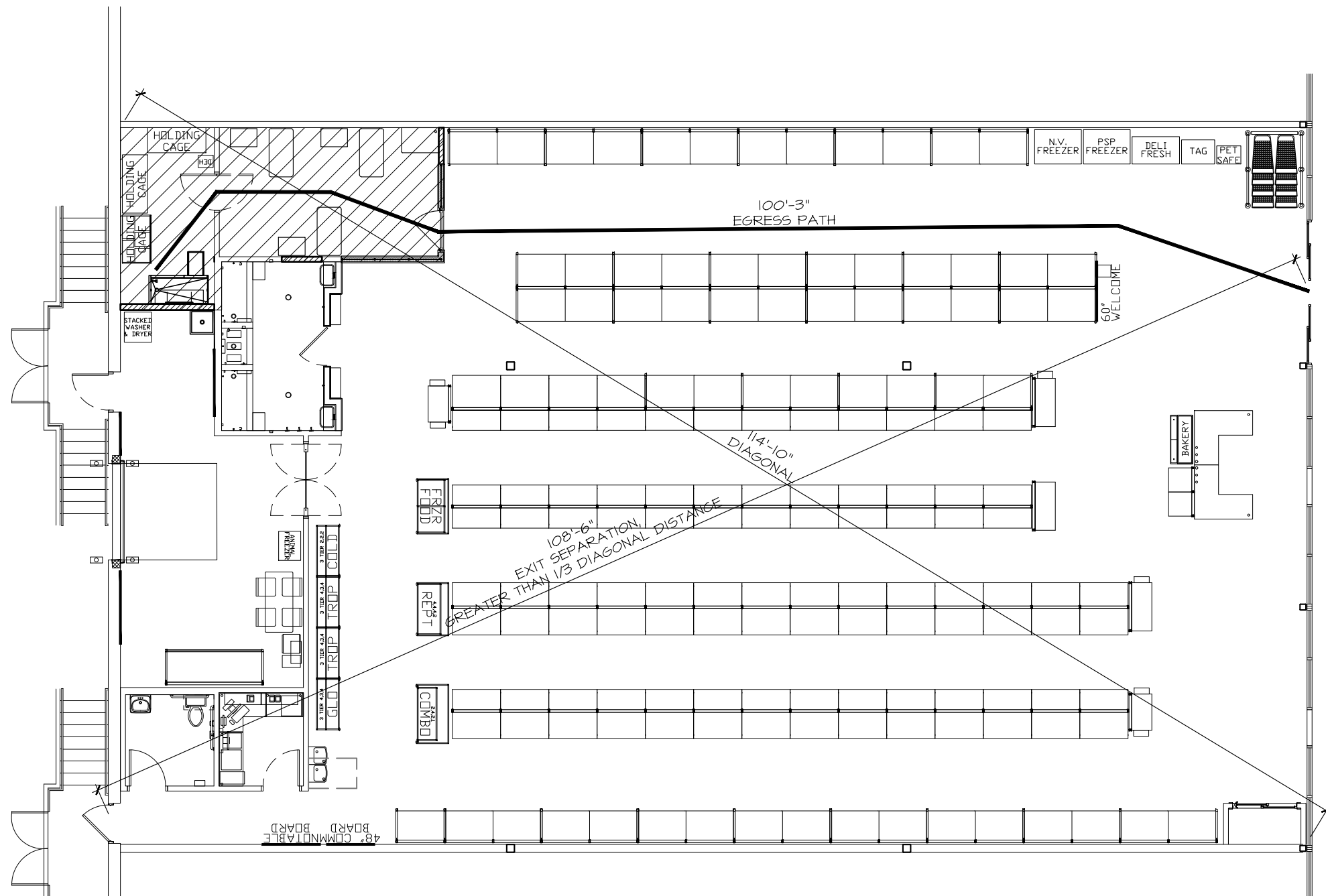


2		3		4		5																																																																	
LOCATION MAP		PET SUPPLIES PLUS				INDEX OF DRAWINGS																																																																	
		STORE #4175 STONY POINT, NY 22 HOLT DR. SUITE 107, STONY POINT, NY 10980				<table><tr><td>C1.0</td><td>COVER SHEET</td></tr><tr><td>C2.0</td><td>SCOPE OF WORK MATRIX & APPROVED VENDORS SCHEDULE</td></tr><tr><td>C3.0</td><td>GENERAL INFORMATION</td></tr><tr><td>C4.0</td><td>COMCHECK</td></tr><tr><td>D1.0</td><td>DEMOLITION PLAN</td></tr><tr><td>D2.0</td><td>DEMOLITION CEILING PLAN</td></tr><tr><td>A1.0</td><td>FLOOR PLAN AND PARTITION TYPES</td></tr><tr><td>A3.0</td><td>REFLECTED CEILING PLAN</td></tr><tr><td>A4.0</td><td>ENLARGED PLANS</td></tr><tr><td>A6.0</td><td>INTERIOR ELEVATIONS</td></tr><tr><td>A6.1</td><td>INTERIOR ELEVATIONS</td></tr><tr><td>A7.0</td><td>WALL SECTIONS</td></tr><tr><td>A8.0</td><td>DETAILS</td></tr><tr><td>A8.1</td><td>DETAILS</td></tr><tr><td>A9.0</td><td>DOOR & FINISH SCHEDULES</td></tr><tr><td>MPS1.0</td><td>MECHANICAL AND PLUMBING SPECIFICATIONS</td></tr><tr><td>MD1.0</td><td>MECHANICAL DEMOLITION PLAN</td></tr><tr><td>M1.0</td><td>MECHANICAL FLOOR PLAN</td></tr><tr><td>M2.0</td><td>MECHANICAL DETAILS</td></tr><tr><td>M3.0</td><td>MECHANICAL SCHEDULES</td></tr><tr><td>PD1.0</td><td>PLUMBING DEMOLITION PLAN</td></tr><tr><td>P1.0</td><td>WATER AND GAS PLAN</td></tr><tr><td>P1.1</td><td>SANITARY AND VENT PLAN</td></tr><tr><td>P2.0</td><td>PLUMBING DETAILS</td></tr><tr><td>P2.1</td><td>PLUMBING ISOMETRICS</td></tr><tr><td>P3.0</td><td>PLUMBING SCHEDULES</td></tr><tr><td>ES1.0</td><td>ELECTRICAL SPECIFICATIONS</td></tr><tr><td>ED1.0</td><td>ELECTRICAL DEMOLITION PLAN</td></tr><tr><td>E1.0</td><td>POWER AND DATA PLAN</td></tr><tr><td>E2.0</td><td>LIGHTING PLAN</td></tr><tr><td>E3.0</td><td>ELECTRICAL DETAILS AND PANEL SCHEDULE</td></tr><tr><td>E4.0</td><td>ELECTRICAL SCHEDULES, GENERAL NOTES AND ELEVATIONS</td></tr></table>		C1.0	COVER SHEET	C2.0	SCOPE OF WORK MATRIX & APPROVED VENDORS SCHEDULE	C3.0	GENERAL INFORMATION	C4.0	COMCHECK	D1.0	DEMOLITION PLAN	D2.0	DEMOLITION CEILING PLAN	A1.0	FLOOR PLAN AND PARTITION TYPES	A3.0	REFLECTED CEILING PLAN	A4.0	ENLARGED PLANS	A6.0	INTERIOR ELEVATIONS	A6.1	INTERIOR ELEVATIONS	A7.0	WALL SECTIONS	A8.0	DETAILS	A8.1	DETAILS	A9.0	DOOR & FINISH SCHEDULES	MPS1.0	MECHANICAL AND PLUMBING SPECIFICATIONS	MD1.0	MECHANICAL DEMOLITION PLAN	M1.0	MECHANICAL FLOOR PLAN	M2.0	MECHANICAL DETAILS	M3.0	MECHANICAL SCHEDULES	PD1.0	PLUMBING DEMOLITION PLAN	P1.0	WATER AND GAS PLAN	P1.1	SANITARY AND VENT PLAN	P2.0	PLUMBING DETAILS	P2.1	PLUMBING ISOMETRICS	P3.0	PLUMBING SCHEDULES	ES1.0	ELECTRICAL SPECIFICATIONS	ED1.0	ELECTRICAL DEMOLITION PLAN	E1.0	POWER AND DATA PLAN	E2.0	LIGHTING PLAN	E3.0	ELECTRICAL DETAILS AND PANEL SCHEDULE	E4.0	ELECTRICAL SCHEDULES, GENERAL NOTES AND ELEVATIONS
C1.0	COVER SHEET																																																																						
C2.0	SCOPE OF WORK MATRIX & APPROVED VENDORS SCHEDULE																																																																						
C3.0	GENERAL INFORMATION																																																																						
C4.0	COMCHECK																																																																						
D1.0	DEMOLITION PLAN																																																																						
D2.0	DEMOLITION CEILING PLAN																																																																						
A1.0	FLOOR PLAN AND PARTITION TYPES																																																																						
A3.0	REFLECTED CEILING PLAN																																																																						
A4.0	ENLARGED PLANS																																																																						
A6.0	INTERIOR ELEVATIONS																																																																						
A6.1	INTERIOR ELEVATIONS																																																																						
A7.0	WALL SECTIONS																																																																						
A8.0	DETAILS																																																																						
A8.1	DETAILS																																																																						
A9.0	DOOR & FINISH SCHEDULES																																																																						
MPS1.0	MECHANICAL AND PLUMBING SPECIFICATIONS																																																																						
MD1.0	MECHANICAL DEMOLITION PLAN																																																																						
M1.0	MECHANICAL FLOOR PLAN																																																																						
M2.0	MECHANICAL DETAILS																																																																						
M3.0	MECHANICAL SCHEDULES																																																																						
PD1.0	PLUMBING DEMOLITION PLAN																																																																						
P1.0	WATER AND GAS PLAN																																																																						
P1.1	SANITARY AND VENT PLAN																																																																						
P2.0	PLUMBING DETAILS																																																																						
P2.1	PLUMBING ISOMETRICS																																																																						
P3.0	PLUMBING SCHEDULES																																																																						
ES1.0	ELECTRICAL SPECIFICATIONS																																																																						
ED1.0	ELECTRICAL DEMOLITION PLAN																																																																						
E1.0	POWER AND DATA PLAN																																																																						
E2.0	LIGHTING PLAN																																																																						
E3.0	ELECTRICAL DETAILS AND PANEL SCHEDULE																																																																						
E4.0	ELECTRICAL SCHEDULES, GENERAL NOTES AND ELEVATIONS																																																																						
VICINITY MAP		SCOPE OF WORK																																																																					
		PROJECT CONSISTS OF A RENOVATION TO AN EXISTING PET SUPPLIES RETAIL STORE TO ADD PET GROOMING SERVICES.																																																																					
		WORK INCLUDES: INTERIOR WALLS, CEILINGS, AND FINISHES INTERIOR DOORS PLUMBING HVAC ELECTRICAL POWER AND LIGHTING RETAIL DISPLAY FIXTURES AND RACKING																																																																					
		(Pet Supplies Plus Prototype Version 14)																																																																					
																																																																							
				PROJECT NORTH		SCALE: 3/32" = 1'-0"																																																																	
		LIFE SAFETY PLAN				CONTACTS																																																																	
						<table><tr><td>TENANT</td><td>ARCHITECT</td></tr><tr><td>PET SUPPLIES PLUS 17197 N. LAUREL PARK DRIVE SUITE 402 LIVONIA, MI 48152</td><td>HSB ARCHITECTS + ENGINEERS 1250 OLD RIVER ROAD SUITE 201 CLEVELAND, OH 44113</td></tr><tr><td>INTERNAL ARCH: JOE HOCHENDONER PHONE: 734.793.6671 FAX: 734.793.6700</td><td>CONTACT: KEVIN PATRICK HENGST PHONE: 216.586.0229 EMAIL: KHENGST@HSBARCH.COM</td></tr><tr><td>CONSTRUCTION CONTACT: SHAUN MACLELLAN PHONE: 440.829-9139</td><td></td></tr><tr><td>LOSS PREVENTION: TIMOTHY FULTON PHONE: 734-793-6600</td><td></td></tr><tr><td>ELECTRICAL ENGINEERS</td><td>MECHANICAL & PLUMBING ENGINEER</td></tr><tr><td>HSB ARCHITECTS + ENGINEERS 1250 OLD RIVER ROAD SUITE 201 CLEVELAND, OH 44113</td><td>HSB ARCHITECTS + ENGINEERS 1250 OLD RIVER ROAD SUITE 201 CLEVELAND, OH 44113</td></tr><tr><td>CONTACT: STEVEN GEORGE PHONE: 216.325.1348 EMAIL: SGEORGE@HSBARCH.COM</td><td>CONTACT: ROSS SNYDER PHONE: 330.957.4071 EMAIL: RSNYDER@HSBARCH.COM</td></tr></table>		TENANT	ARCHITECT	PET SUPPLIES PLUS 17197 N. LAUREL PARK DRIVE SUITE 402 LIVONIA, MI 48152	HSB ARCHITECTS + ENGINEERS 1250 OLD RIVER ROAD SUITE 201 CLEVELAND, OH 44113	INTERNAL ARCH: JOE HOCHENDONER PHONE: 734.793.6671 FAX: 734.793.6700	CONTACT: KEVIN PATRICK HENGST PHONE: 216.586.0229 EMAIL: KHENGST@HSBARCH.COM	CONSTRUCTION CONTACT: SHAUN MACLELLAN PHONE: 440.829-9139		LOSS PREVENTION: TIMOTHY FULTON PHONE: 734-793-6600		ELECTRICAL ENGINEERS	MECHANICAL & PLUMBING ENGINEER	HSB ARCHITECTS + ENGINEERS 1250 OLD RIVER ROAD SUITE 201 CLEVELAND, OH 44113	HSB ARCHITECTS + ENGINEERS 1250 OLD RIVER ROAD SUITE 201 CLEVELAND, OH 44113	CONTACT: STEVEN GEORGE PHONE: 216.325.1348 EMAIL: SGEORGE@HSBARCH.COM	CONTACT: ROSS SNYDER PHONE: 330.957.4071 EMAIL: RSNYDER@HSBARCH.COM																																																
TENANT	ARCHITECT																																																																						
PET SUPPLIES PLUS 17197 N. LAUREL PARK DRIVE SUITE 402 LIVONIA, MI 48152	HSB ARCHITECTS + ENGINEERS 1250 OLD RIVER ROAD SUITE 201 CLEVELAND, OH 44113																																																																						
INTERNAL ARCH: JOE HOCHENDONER PHONE: 734.793.6671 FAX: 734.793.6700	CONTACT: KEVIN PATRICK HENGST PHONE: 216.586.0229 EMAIL: KHENGST@HSBARCH.COM																																																																						
CONSTRUCTION CONTACT: SHAUN MACLELLAN PHONE: 440.829-9139																																																																							
LOSS PREVENTION: TIMOTHY FULTON PHONE: 734-793-6600																																																																							
ELECTRICAL ENGINEERS	MECHANICAL & PLUMBING ENGINEER																																																																						
HSB ARCHITECTS + ENGINEERS 1250 OLD RIVER ROAD SUITE 201 CLEVELAND, OH 44113	HSB ARCHITECTS + ENGINEERS 1250 OLD RIVER ROAD SUITE 201 CLEVELAND, OH 44113																																																																						
CONTACT: STEVEN GEORGE PHONE: 216.325.1348 EMAIL: SGEORGE@HSBARCH.COM	CONTACT: ROSS SNYDER PHONE: 330.957.4071 EMAIL: RSNYDER@HSBARCH.COM																																																																						