

Philipse Manor Hall State Historic Site
Construction of Elevator/Restroom Addition, Interior and
Exterior Rehabilitation and Site Enhancements

29 Warburton Ave, Yonkers, NY 10701

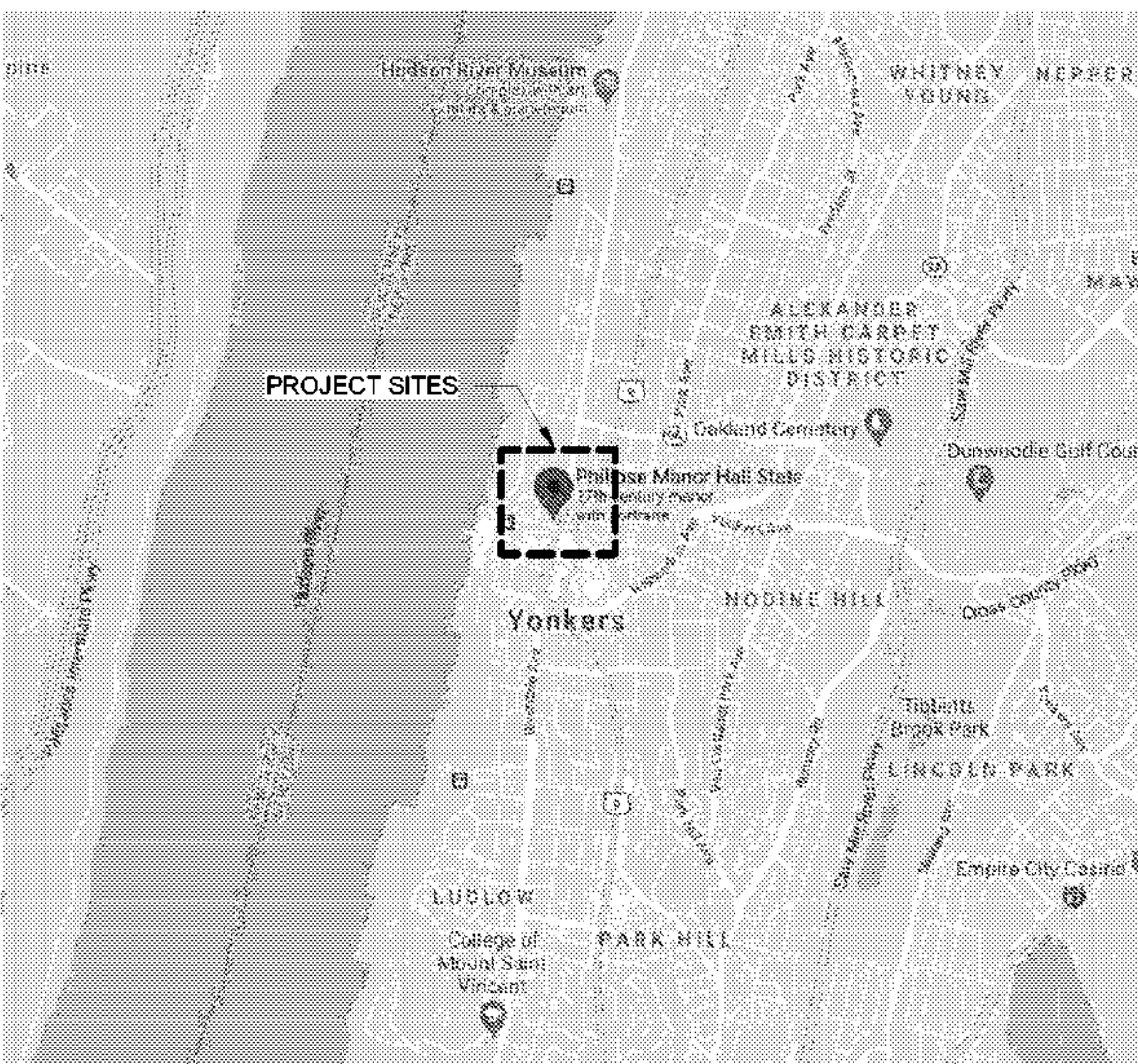
Governor: Andrew M. Cuomo

Commissioner: Erik Kulleseid

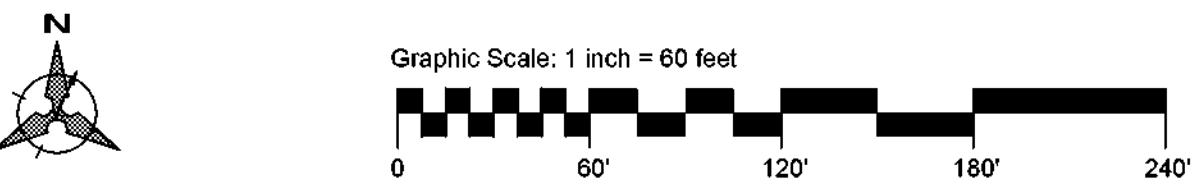

Bid Documents

TA PM: 2022001
Contract Number: D005805

PROJECT LOCATION MAP



SITE LOCATION MAP



LIST OF DRAWINGS

Drawing List - General	
Sheet Number	Sheet Name

G100 COVER SHEET
G101 GENERAL INFORMATION
LS100 MANOR LIFE SAFETY PLANS
LS101 MANOR LIFE SAFETY PLAN
LS102 COTTAGE LIFE SAFETY

Drawing List - Site	
Sheet Number	Sheet Name

L100 EXISTING CONDITIONS PLAN
L101 EXISTING LANDSCAPE PLAN
L200 SITE REMOVALS PLAN
L300 LAYOUT AND MATERIALS PLAN
L400 GRADING, DRAINAGE, AND UTILITY PLAN
L500 PLANTING PLAN
L600 SITE DETAILS
L601 SITE DETAILS
L602 SITE DETAILS

Drawing List - Architectural	
Sheet Number	Sheet Name

A010 MANOR DEMOLITION PLANS
A100 MANOR AND ADDITION BASEMENT PLAN
A101 MANOR AND ADDITION FIRST FLOOR PLAN
A102 MANOR AND ADDITION SECOND FLOOR PLAN
A103 MANOR ATTIC PLAN
A104 ADDITION BASEMENT PLAN
A105 ADDITION FIRST FLOOR PLAN
A106 ADDITION SECOND FLOOR
A107 ADDITION ROOF PLAN AND ROOF DETAILS

Drawing List - Architectural	
Sheet Number	Sheet Name

A108 ADDITION ROOF DETAILS CONTINUED
A109 COTTAGE PLANS AND ELEVATIONS
A110 MANOR TYPICAL EXISTING CONDITIONS
A111 COTTAGE REFLECTED CEILING PLAN AND INTERIOR ELEVATIONS
A120 MANOR REFLECTED CEILING PLAN - FIRST FLOOR
A121 MANOR REFLECTED CEILING PLAN SECOND FLOOR
A122 ADDITION REFLECTED CEILING PLANS
A130 WALL TYPES
A200 MANOR ELEVATIONS
A201 ADDITION ELEVATIONS
A300 ADDITION BUILDING SECTIONS
A500 ADDITION WALL SECTIONS
A600 DETAILS
A601 DETAILS
A602 ELEVATOR DETAILS
A700 ADDITION AND COTTAGE FINISH FLOOR PLANS AND SCHEDULES
A701 ADDITION AND COTTAGE TOILET ROOM ENLARGED PLANS & ELEVS
A702 ADDITION INTERIOR ELEVATIONS
A710 MANOR INTERIOR ELEVATIONS
A711 MANOR INTERIOR ELEVATIONS 1ST FLOOR
A712 MANOR INTERIOR ELEVATIONS
A713 MANOR INTERIOR ELEVATIONS 2ND FLOOR
A714 MANOR INTERIOR ELEVATIONS IMAGES
A800 MANOR WINDOW SCHEDULE AND DETAILS
A801 DOOR SCHEDULE AND DETAILS
A810 STOREFRONT ELEVATIONS AND DETAILS

Drawing List - Structural	
Sheet Number	Sheet Name

S001 GENERAL STRUCTURAL NOTES
S101 FOUNDATION/BASEMENT PLAN & FIRST FLOOR FRAMING PLAN
S102 SECOND FLOOR FRAMING & ROOF FRAMING PLANS
S103 COTTAGE FRAMING PLANS
S300 FOUNDATION DETAILS
S301 STRUCTURAL DETAILS
S302 STRUCTURAL DETAILS

Drawing List - Mechanical	
Sheet Number	Sheet Name

M001 SYMBOLS AND ABBREVIATIONS
M101 BASEMENT HVAC PLAN
M102 FIRST FLOOR HVAC PLAN
M103 SECOND FLOOR & ROOF HVAC PLANS
M104 COTTAGE HVAC PLAN

Drawing List - Plumbing	
Sheet Number	Sheet Name

P001 SYMBOLS AND ABBREVIATIONS
P101 PLUMBING FLOOR PLANS
P102 SANITARY AND STORM FLOOR PLANS
P103 COTTAGE DOMESTIC PLAN
P104 COTTAGE SANITARY PLAN

Drawing List - Electrical	
Sheet Number	Sheet Name

E001 ELECTRICAL REFERENCE
E002 MUSEUM ELECTRICAL DEMOLITION
E003 ELECTRICAL EXISTING ONE-LINE
E004 ELECTRICAL SITE PLAN
E100 ELECTRICAL COTTAGE ONE-LINE DIAGRAM
E101 ELECTRICAL COTTAGE PLANS
E102 ELECTRICAL COTTAGE FIRE ALARM PLANS
E110 ELECTRICAL MUSEUM ONE-LINE DIAGRAM
E111 ELECTRICAL MUSEUM FIRST FLOOR PLAN
E112 ELECTRICAL MUSEUM SECOND FLOOR PLAN
E113 ELECTRICAL MUSEUM CEILING PLANS
E114 ELECTRICAL MUSEUM FIRE ALARM PLANS
E115 ELECTRICAL MUSEUM FIRE ALARM PLANS 2
E401 ELECTRICAL DETAILS
E402 ELECTRICAL DETAILS
E403 ELECTRICAL SCHEDULES
E404 ELECTRICAL SCHEDULES 2

Drawing List - Hazardous Materials Abatement	
Sheet Number	Sheet Name

AR100 ASBESTOS REMOVAL PLAN

NYS OPRHP Taconic Region
9 Old Post Rd, PO Box 308
Staatsburg, New York 12580
(845) 889-4100
Regional Director: Linda Cooper
District Manager: Garrett Jobson

Project Title:
Philipse Manor Hall State Historic Site
Construction of Elevator/Restroom
Addition, Interior and
Exterior Rehabilitation and Site
Enhancements

Project Location:
29 Warburton Ave, Yonkers, NY 10701

Key Plan

REVISIONS

Rev No	Description	Date

Drawn By: ACM	Seal and Signature 
Design By: EDW	
Checked By: CTS	
Approved By: DFM	
Date: 5/28/2021	

Sheet Title: COVER SHEET	Drawing Number: G100
Project Number: 18006.47	Sheet: