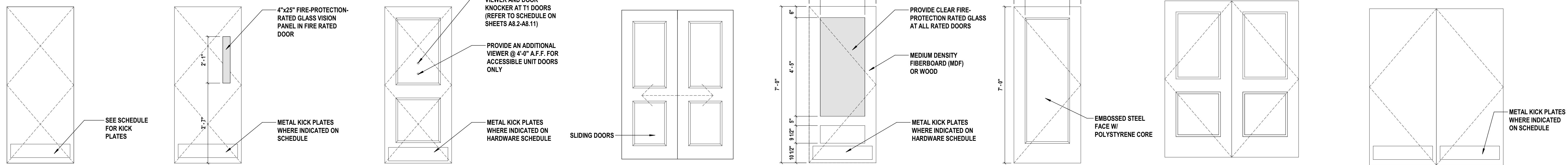


DOOR TYPES



TYPE 1

TYPE 2

TYPE 3

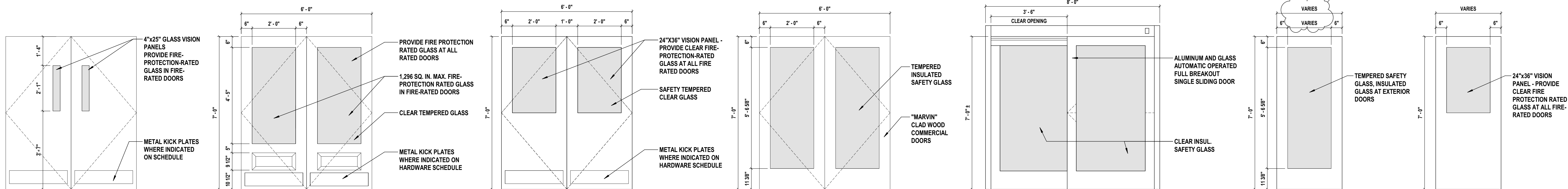
TYPE 4

TYPE 5

TYPE 6

TYPE 7

TYPE 8



TYPE 9

TYPE 10

TYPE 11

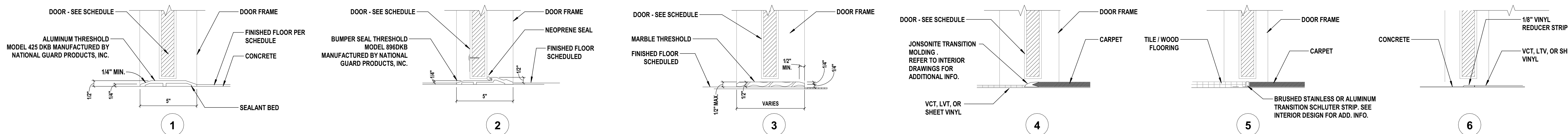
TYPE 12

TYPE 13

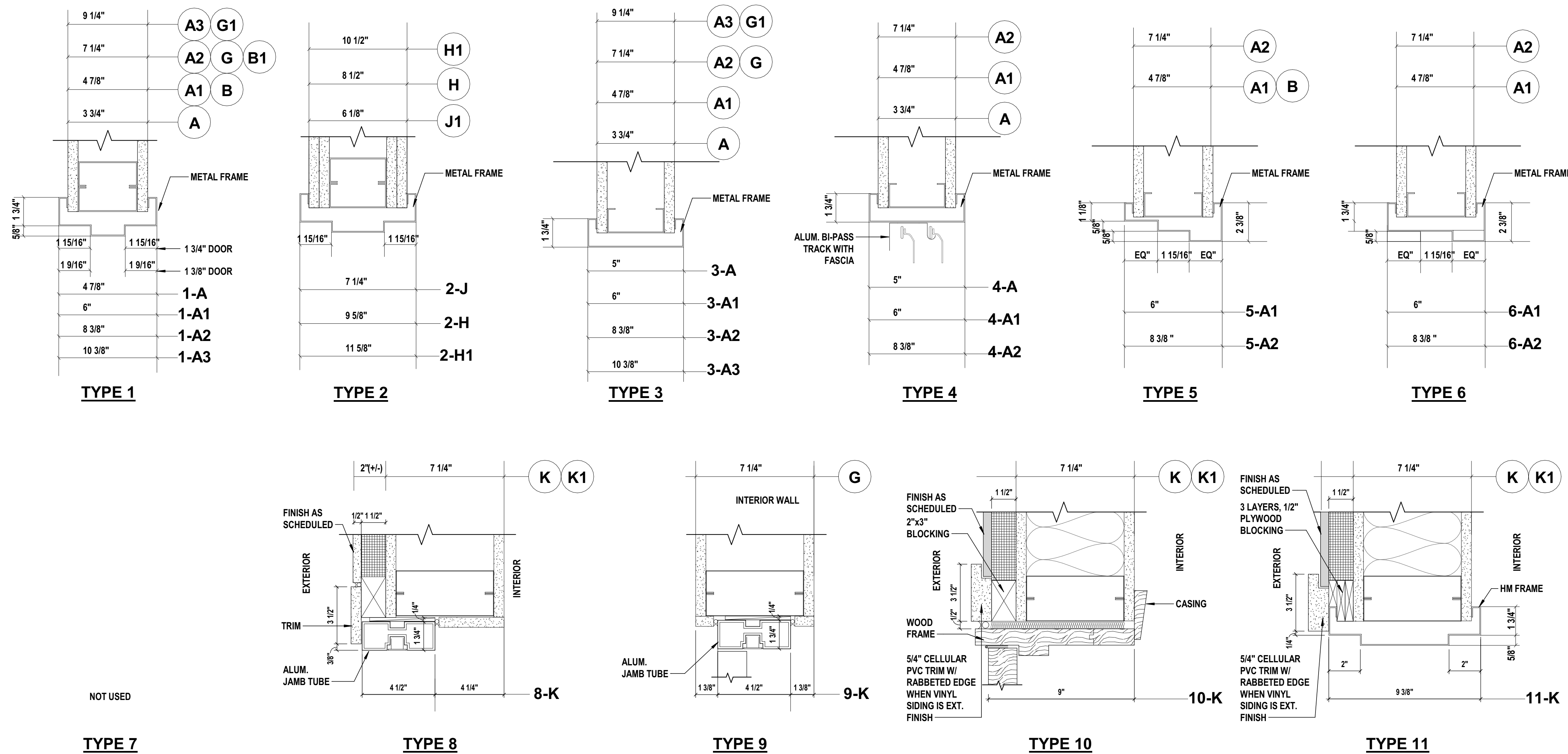
TYPE 14

TYPE 15

SADDLE DETAILS



DOOR FRAME TYPES: JAMB / HEADS



TYPE 7

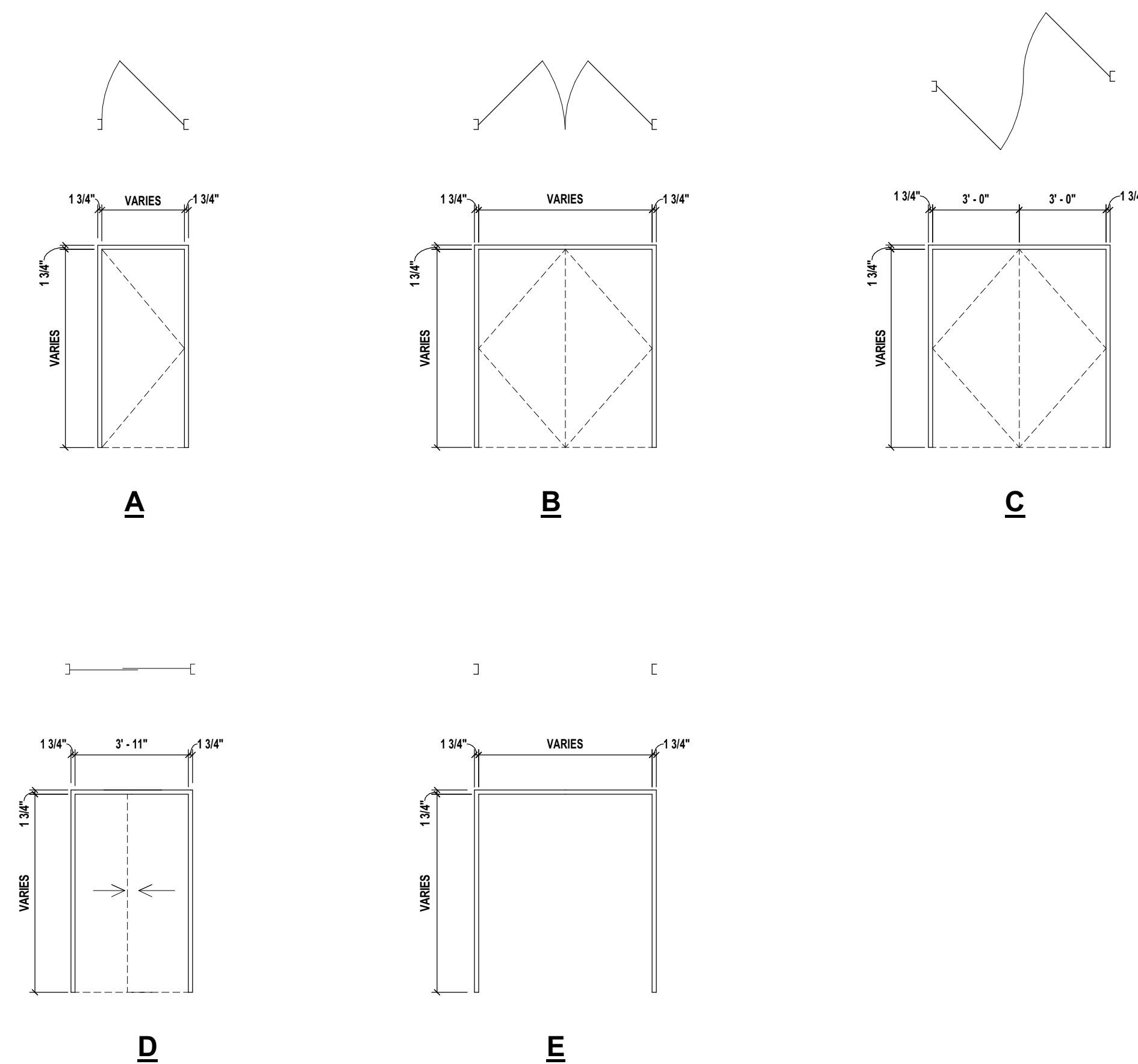
TYPE 8

TYPE 9

TYPE 10

TYPE 11

FRAME TYPES



HM - HOLLOW METAL
EMB. STL. - EMBOSSED STEEL
MWF - MOULDED WOOD FIBER
MDF - MEDIUM DENSITY FIBERBOARD
PRE-FIN. - PRE FINISH
ALUM. - ALUMINUM

538 Broad Hollow Road, 4th Floor East
Melville, NY 11747
631.756.8000 • www.h2m.com

CONSULTANTS

MARK	DATE	DESCRIPTION
	8/16/19	BUDGET ESTIMATING
	01/24/20	ISSUED FOR BID/PERMIT
1	02/20/20	ADDENDUM #1 REVISION

"ALTERATION OF THIS DOCUMENT EXCEPT BY A LICENSED PROFESSIONAL IS ILLEGAL"			
DESIGNED BY: MAM	DRAWN BY: Author	CHECKED BY:	REVIEWED BY: MAM
PROJECT No: FILB 1501		DATE: 01-24-2020	SCALE: AS SHOWN

CLIENT

**Montebello Realty
Group LLC**

**Braemar at Montebello Assisted
Living Residence**

**Montebello Crossing,
250 Lafayette Avenue
(Route 59)
Village of Montebello,
New York**

CONTRACT

REGULATORY REVIEW

SHEET TITLE

DOOR, FRAME AND SILL DETAILS

DRAWING N.

A7.0

SHEET
55

55