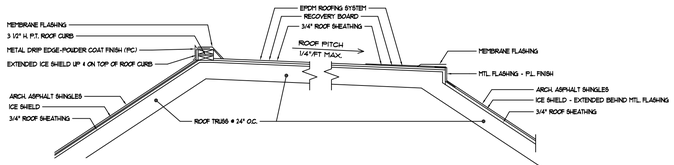

A/A4 ROOF TRANSITION - EAST SIDE
SCALE: 1/2"=1'-0"

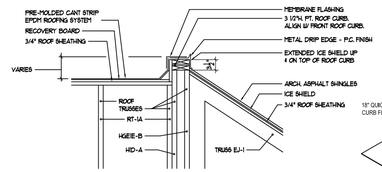

B/A4 ROOF TRANSITION - WEST SIDE
SCALE: 1/2"=1'-0"

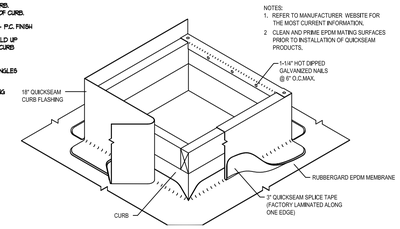

NOTES:
1. REFER TO MANUFACTURER WEBSITE FOR THE MOST CURRENT INFORMATION.
2. CLEAN AND PRIME EPDM MATING SURFACES PRIOR TO INSTALLATION OF QUICKSEAM PRODUCTS.

C/A4 ROOF TRANSITION - EAST & WEST SIDES
SCALE: 1/2"=1'-0"

D/A4 ROOF CURB FLASHING DETAIL
SCALE: N.T.S.

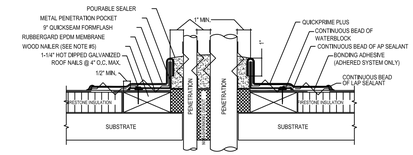

E/A4 FLASHING DETAIL AT CONDUIT PIPE PENETRATIONS
SCALE: N.T.S.

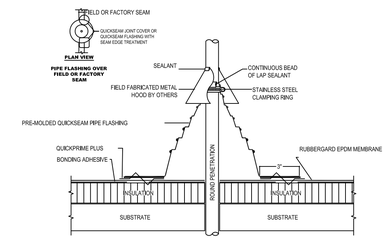

F/A4 PIPE FLASHING DETAIL - 4" VTR
SCALE: N.T.S.
NOTE: SEE DRAWING P3 FOR PLUMBING VENT LOCATIONS

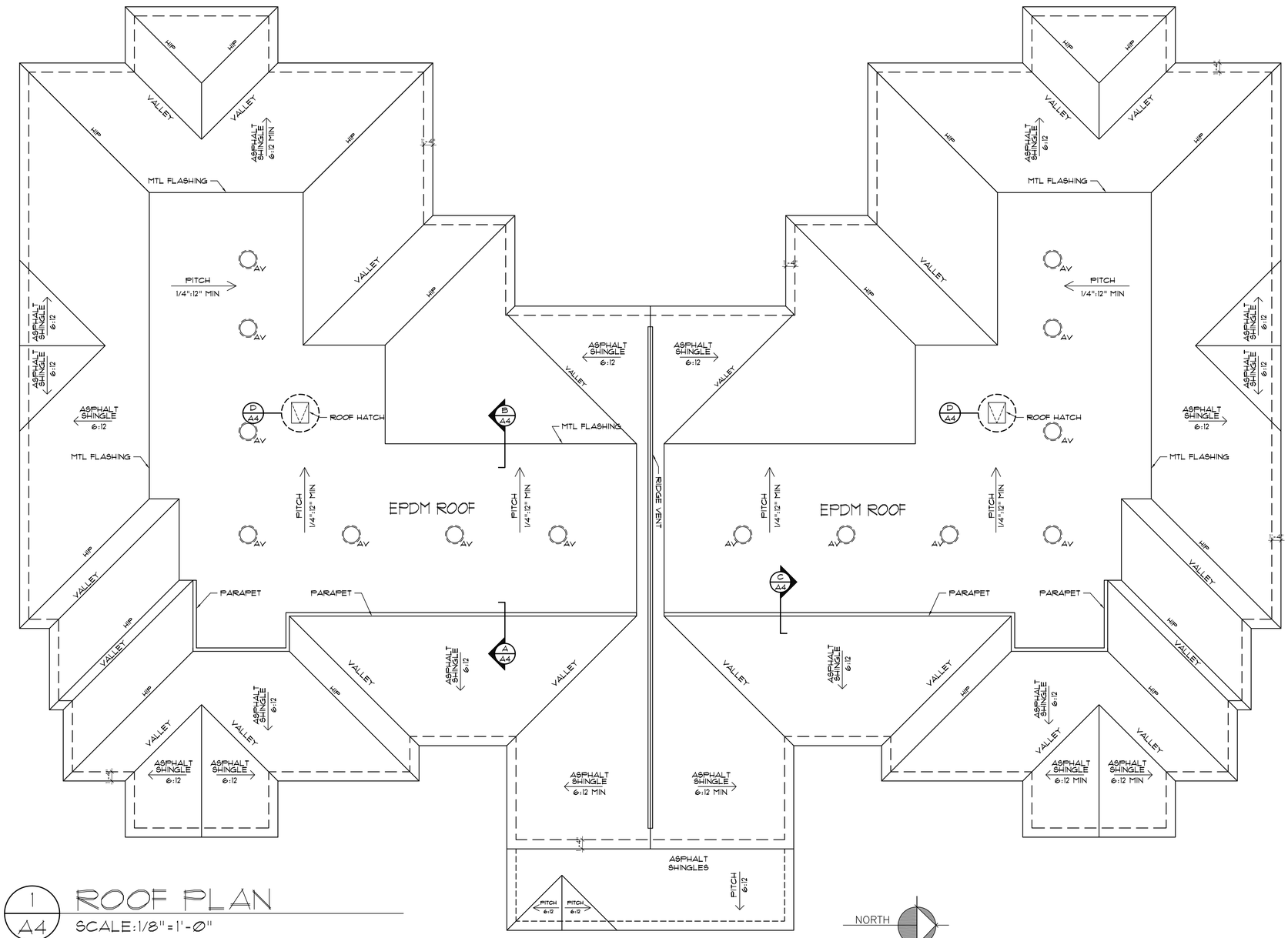

1/A4 ROOF PLAN
SCALE: 1/8"=1'-0"

ATTIC VENTILATION CALCULATIONS

1. 17,964 SF ÷ 150 = 119.76 SF of ventilation required
2. Soffit
   995 SF x 9.65 SI of ventilation/SF = 9,602 SI ÷ 144 = 67 SF
3. Ridge
   79 LF x 18 SI/LF = 1,422 SI ÷ 144 = 9.9 SF
4. Gable Vents
   (5) 18" x 24" 7.5 SF

Actual Venilation Area **106.5 SF**

14 ATTICS FAN REQUIRED

NOTE: ATTIC VENTS (AV)
ATTIC VENTS SHALL BE EQUAL TO FAMCO GBV 22 (FREE AREA = 380 SQ IN) W/ FAMCO ROUND VENT BASE FB 22. INSTALL IN ACCORDANCE WITH THE MANUFACTURE'S REQUIREMENTS.

BID SET
09-18-20

PLOTTED: 09/17/20 11:45:18 AM
FILE NAME: L Dor Apartments (Contractor Sector) - Roof Plan - 09-17-20.dwg
X-Refs:

DATE: 06/23/20
REVISED:

PROJECT NO:
DESIGNED BY:
DRAWN BY:
CHECKED BY:
SCALE: AS NOTED
NOTES:

ROOF PLAN

HARRIS A. SANDERS ARCHITECTS, P.C.
252 WASHINGTON AVENUE, ALBANY, NEW YORK 12210

L'DOR ADULT CARE FACILITY
WEST CLARKSTOWN ROAD
NEW CITY N.Y. 10956

SHEET NO:
A4
OF: