

REMOVAL NOTES

- 1 REMOVE ALL PLUMBING FIXTURES, EQUIPMENT, SPECIALTIES, DRAINS, CONTROLS, HANGERS, BASES, SUPPORTS, PIPING, VALVES, TUBING AND PLUMBING ACCESSORIES THAT ARE NOT INCORPORATED IN THE NEW LAYOUT.
- 2 WHERE REMOVAL IS INDICATED OR IMPLIED OR NOT INCORPORATED IN THE NEW LAYOUT, THE ITEM ITSELF IS TO BE REMOVED COMPLETELY TOGETHER WITH ALL CONNECTING PIPING, SPECIALTIES, SUPPORTS, CONTROLS, ETC. CONNECTING PIPING IS TO BE REMOVED BACK TO MAINS WHERE THE ARE TO BE CAPPED OR DISCONNECTED. THIS INCLUDES ALL GAS, SANITARY, VENT, WATER, ACID WASTE AND PUMP DISCHARGE PIPING. REFER TO DIVISION 1 OF SPECIFICATION FOR CUTTING AND PATCHING REQUIREMENTS.
- 3 WHERE EXISTING PIPING ENTERS INACCESSIBLE TRENCHES, TUNNELS, SHAFTS, WALLS AND CEILINGS INSIDE THE EXISTING BUILDING, IT SHALL BE CUT BACK AT LEAST 2" INTO SUCH INACCESSIBLE SPACES AND SHALL BE SUITABLY CAPPED AND SEALED BY THE CONTRACTOR.
- 4 THE CONTRACTOR SHALL EXERCISE NORMAL CAUTION TO PREVENT UNNECESSARY CUTTING AND DAMAGE TO THE EXISTING BUILDING. ANY EXCESSIVE DAMAGE AS DETERMINED BY THE OWNER SHALL BE REPAIRED AND PAID FOR BY THE CONTRACTOR CAUSING THE DAMAGE.
- 5 ALL DEMOLISHED EQUIPMENT ETC. EXCEPT THOSE ITEMS SPECIFICALLY REQUESTED BY THE OWNER SHALL BECOME THE CONTRACTORS PROPERTY, SHALL BE REMOVED FROM THE PREMISES, AND DISPOSED OF LEGALLY.

PLUMBING FIXTURE SCHEDULE

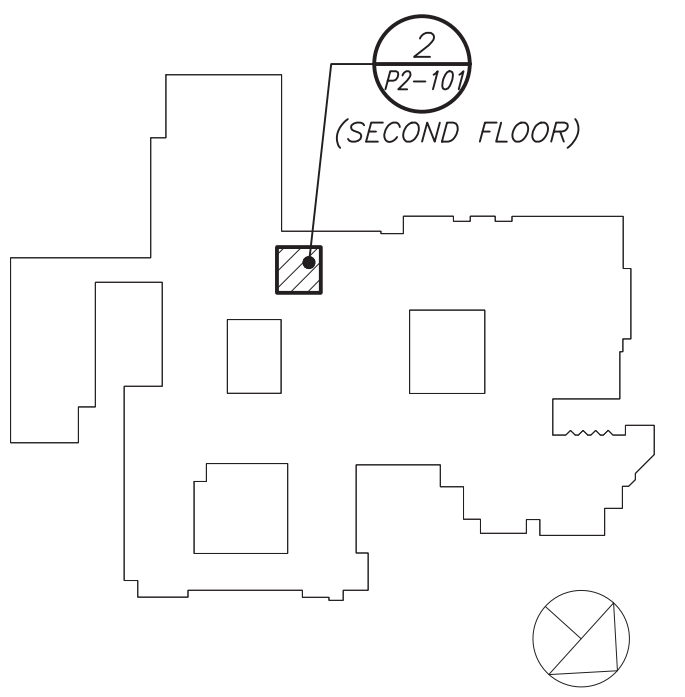
MARK	DESCRIPTION	BRANCH SIZE			
		W	V	H	C
A1	WALL MOUNTED WATER CLOSET	4"	2"	—	1"
A2	WALL MOUNTED WATER CLOSET (HANDICAPPED)	4"	2"	—	1"
A3	FLOOR MOUNTED WATER CLOSET	4"	2"	—	1"
B1	SINGLE WALL MOUNTED LAVATORY (HANDICAPPED)	2"	1-1/2"	3/4"	3/4"
B2	DOUBLE WALL MOUNTED LAVATORY (HANDICAPPED)	2"	1-1/2"	3/4"	3/4"
B3	TRIPLE WALL MOUNTED LAVATORY (HANDICAPPED)	2"	1-1/2"	3/4"	3/4"
B4	COUNTER MOUNTED CLASSROOM SINK	2"	1-1/2"	3/4"	3/4"
C	URINAL	3"	2"	3/4"	3/4"
D	WATER COOLER	2"	1-1/2"	3/4"	3/4"
E	EYE WASH	—	—	—	—
R	EXISTING FIXTURE TO REMAIN	—	—	—	—
X	EXISTING FIXTURE TO BE REMOVED	—	—	—	—

LEGEND

EXISTING PIPING, FIXTURES, ETC. TO REMAIN	PLUMBING FIXTURE IDENTIFICATION
EXISTING PIPING, FIXTURES, ETC. TO BE REMOVED	POINT OF DISCONNECTION
NEW PIPING, FIXTURES, ETC.	POINT OF CONNECTION, NEW TO EXISTING
COLD WATER PIPING	P.C. PLUMBING CONTRACTOR
HOT WATER PIPING	G.C. GENERAL CONTRACTOR
HOT WATER RETURN PIPING	HVAC HVAC CONTRACTOR
PLUMBING VENT PIPING	VTR VENT THRU ROOF
SAN SANITARY PIPING	FAI FRESH AIR INTAKE
SAN SANITARY PIPING (UNDERGROUND)	FD FLOOR DRAIN
ST STORM PIPING	PRV PRESSURE REDUCING VALVE
ST STORM PIPING (UNDERGROUND)	
EG EXISTING GAS PIPING	
FLOW DIRECTION WITHIN PIPE	
CLEANOUT	
CLEANOUT DECK PLATE	
GATE VALVE	
COMBINATION BALANCING & SHUT-OFF VALVE	
OS & Y VALVE	
CHECK VALVE	
GAS SHUT OFF COCK	
PIPE CONNS. (BOTTOM; TOP 45 OR 90; PIPE UP)	
	PART PLAN, DETAIL, SECTION NUMBER DRAWING NUMBER SECTION IDENTIFICATION

Revision Schedule

No.	Description	Date
1	SED Submission	09/15/2020
2	SED Submission Addendum#1	01/08/2021
3	ISSUED FOR BID	01/19/2021



Geddis Architects

Architecture. Planning. Interiors

71 Old Post Road
P.O. Box 1020
Southport, CT 06890
(203) 256-8700



Transforming Education by Design

259 Water Street Suite 1L
Warren, RI 02885 USA
+1 401-289-2789



BARILE GALLAGHER & ASSOCIATES

CONSULTING ENGINEERS

39 MARBLE AVE. PLEASANTVILLE, NY 10570
914.328.9060 GENERAL@BGA-ENG.COM www.BGA-ENG.COM

Construction Manager

SAVIN ENGINEERS, P.C.

3 Campus Drive

Pleasantville, NY 10570

914-769-3200

Structural Engineer

ODEH ENGINEERS

1223 Mineral Spring Ave

North Providence, RI 02904

401-724-1771

Civil Engineer

WESTON & SAMPSON

1 Winners Circle, Suite 130

Albany, NY 12205

518-463-4400

Acoustic Consultant

DP DESIGN

12 Cold Spring Street

Providence, RI

401-861-3218

SED #: 6618-0001-0005-032

PROJECT

Rye City School District

555 Theodore Fremd Ave, Rye, NY 10580

Rye High School & Middle School

1 Parsons Street, Rye, New York 10580

HIGH SCHOOL & MIDDLE SCHOOL
LEGEND, SCHEDULE, NOTES, FIRST AND SECOND FLOOR PLANS
PROJECTS 1, 2 & 3

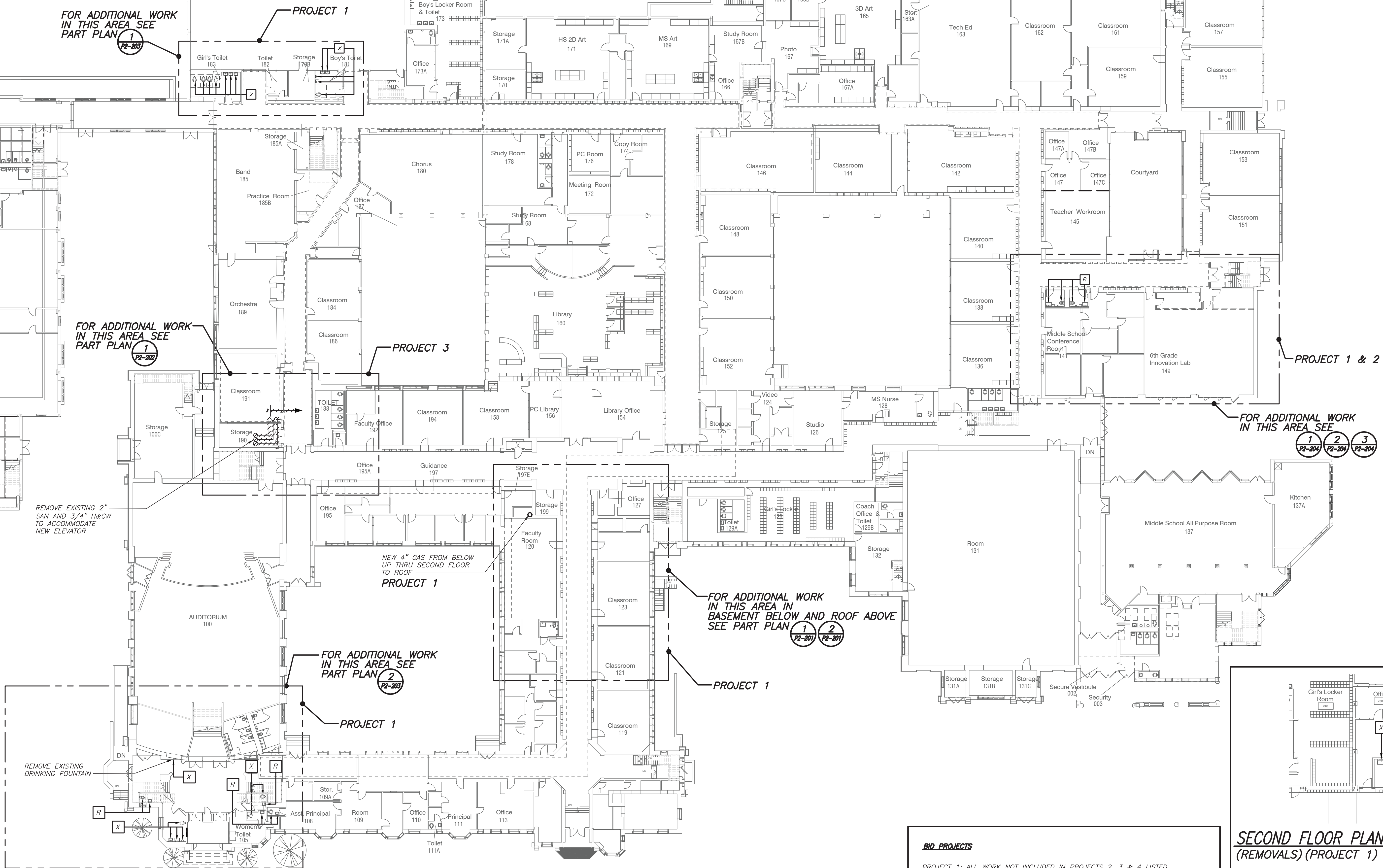
SEAL & SIGNATURE DATE: 11/07/19

PROJECT No: 9200

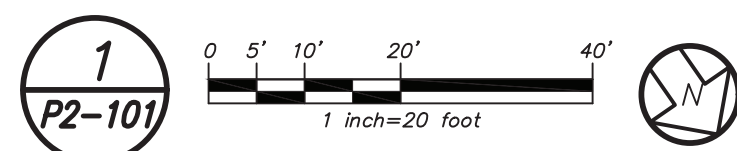
DRAWING BY: BGA

CHK BY: BGA

DWG No: P2-101



FIRST FLOOR PLAN (REMOVALS) (PROJECT 1, 2 & 3)



BID PROJECTS

PROJECT 1: ALL WORK NOT INCLUDED IN PROJECTS 2, 3 & 4 LISTED BELOW.

PROJECT 2: MIDDLE SCHOOL 1-LAB AND UPGRADE TO 2ND FLOOR MECHANICAL ROOM INCLUDING 1ST FLOOR GUIDANCE CEILING WORK

PROJECT 3: NEW ELEVATOR AND 3RD FLOOR LEARNING COMMONS

PROJECT 4: MIDDLE SCHOOL MASONRY RESTORATION AND ROOF REPLACEMENT

ALTERNATE 4A: MIDDLE SCHOOL MASONRY RESTORATIONS - TOWER VENEER REPLACEMENT AND NEW WINDOWS

IN ALL AREAS WHERE CEILINGS ARE NOT BEING REPLACED, REMOVE TILES AND GRID AS REQUIRED TO PERFORM WORK AND REINSTALL FOR "AS NEW" CONDITION.

BEFORE FABRICATION THIS CONTRACTOR SHALL VERIFY ALL MEASUREMENTS AND CONDITIONS ON JOB AND COORDINATE HIS WORK WITH THE WORK OF ALL OTHER CONTRACTORS

DBE: TAB: Layout1 - Y:\RYE CITY SD\RYE CSD - 2019 Bond - Phase 2 (1937.00)\Drawings\Plumbing\193700P-101-MHS.dwg - DATE: Jan 15, 2021 - 2:02pm