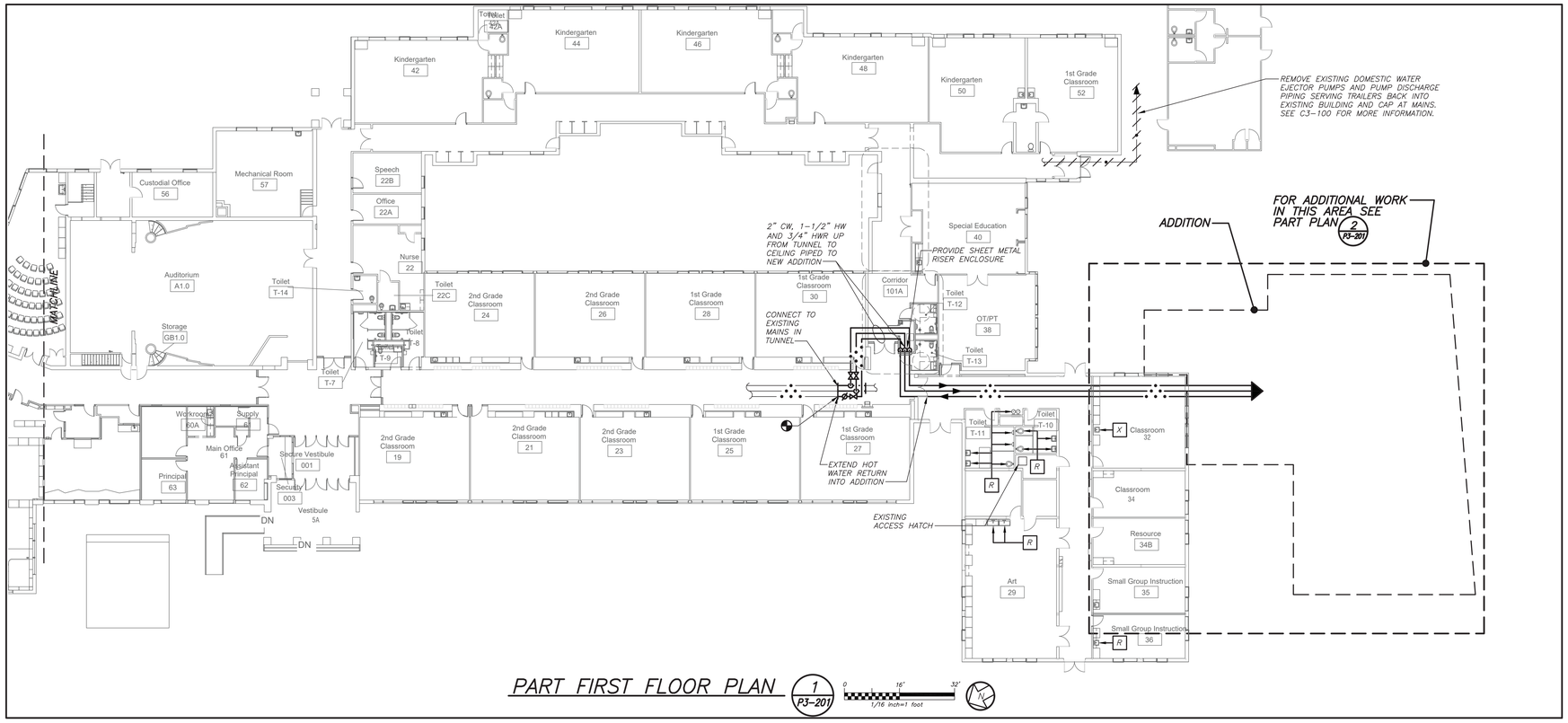

PART FIRST FLOOR PLAN 1 P3-201

1/16 inch=1 foot

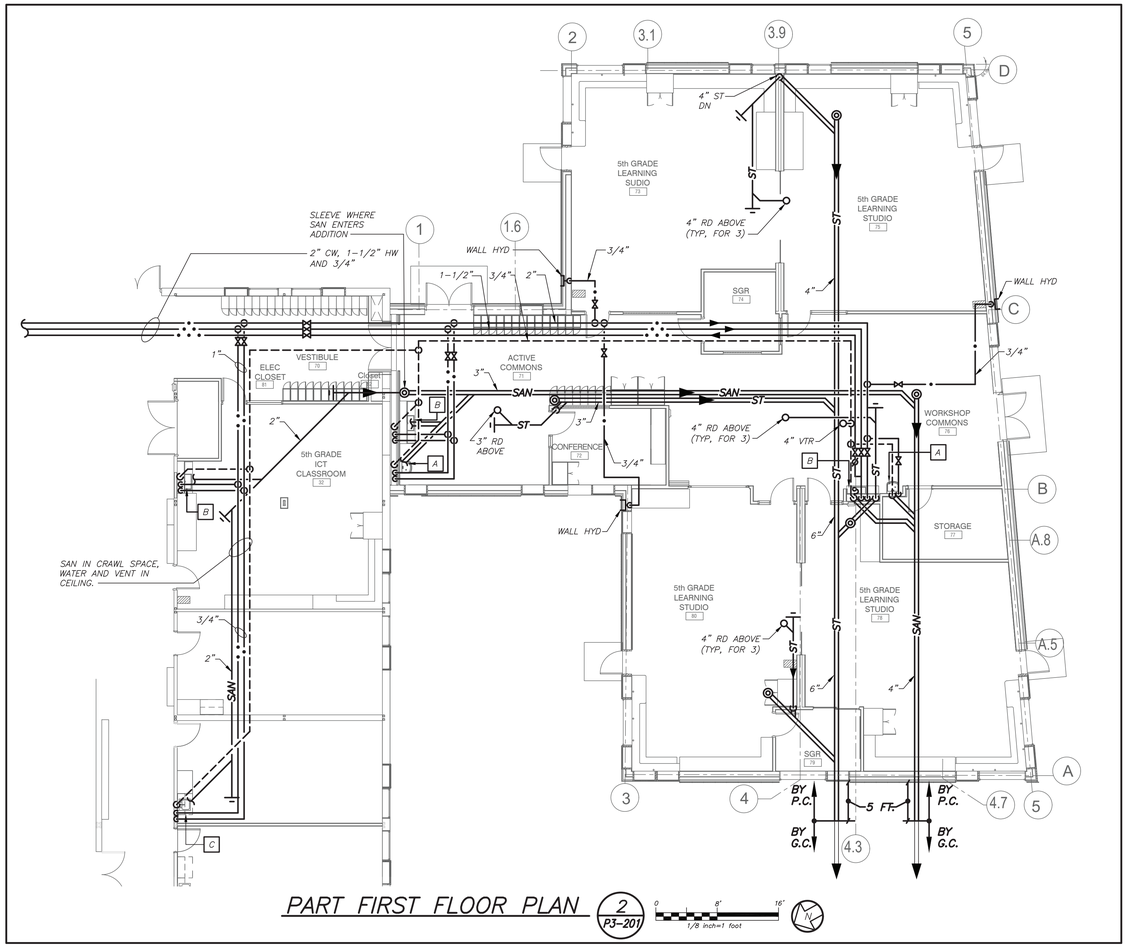

PART FIRST FLOOR PLAN 2 P3-201

1/8 inch=1 foot

BEFORE FABRICATION THIS CONTRACTOR SHALL VERIFY ALL MEASUREMENTS AND CONDITIONS ON JOB AND COORDINATE HIS WORK WITH THE WORK OF ALL OTHER CONTRACTORS

LEGEND

	EXISTING PIPING, FIXTURES, ETC. TO REMAIN
	EXISTING PIPING, FIXTURES, ETC. TO BE REMOVED
	NEW PIPING, FIXTURES, ETC.
	COLD WATER PIPING
	HOT WATER PIPING
	HOT WATER RETURN PIPING
	PLUMBING VENT PIPING
SAN	SANITARY PIPING
SAN	SANITARY PIPING (UNDERGROUND)
ST	STORM PIPING
ST	STORM PIPING (UNDERGROUND)
	FLOW DIRECTION WITHIN PIPE
	CLEANOUT
	CLEANOUT DECK PLATE
	GATE VALVE
	COMBINATION BALANCING & SHUT-OFF VALVE
	OS & Y VALVE
	CHECK VALVE
	GAS SHUT OFF COCK
	PIPE CONNS. (BOTTOM; TOP 45 OR 90; PIPE UP)
#	PLUMBING FIXTURE IDENTIFICATION
	POINT OF DISCONNECTION
	POINT OF CONNECTION, NEW TO EXISTING
P.C.	PLUMBING CONTRACTOR
G.C.	GENERAL CONTRACTOR
HVAC	HVAC CONTRACTOR
VTR	VENT THRU ROOF
FAI	FRESH AIR INTAKE
FD	FLOOR DRAIN
PRV	PRESSURE REDUCING VALVE
	PART PLAN, DETAIL, SECTION NUMBER DRAWING NUMBER SECTION IDENTIFICATION

PLUMBING FIXTURE SCHEDULE

MARK	DESCRIPTION	BRANCH SIZE W	BRANCH SIZE V	BRANCH SIZE H	BRANCH SIZE C
A	SINGLE WATER COOLER (HANDICAPPED)	4"	2"	–	1"
B	COUNTERTOP ENAMELLED CAST IRON SINK	4"	2"	–	1"
C	COUNTERTOP CLASSROOM SINK	1 1/2"	1-1/2"	1/2"	1/2"
R	EXISTING FIXTURE/TOILET ROOM TO REMAIN	1 1/2"	1-1/2"	1/2"	1/2"
X	EXISTING FIXTURE/TOILET ROOM TO BE REMOVED	1 1/2"	1-1/2"	1/2"	1/2"

REMOVAL NOTES

1. REMOVE ALL PLUMBING FIXTURES, EQUIPMENT, SPECIALTIES, DRAINS, CONTROLS, HANGERS, BASES, SUPPORTS, PIPING, VALVES, TUBING AND PLUMBING ACCESSORIES THAT ARE NOT INCORPORATED IN THE NEW LAYOUT.
2. WHERE REMOVAL IS INDICATED OR IMPLIED OR NOT INCORPORATED IN THE NEW LAYOUT, THE ITEM ITSELF IS TO BE REMOVED COMPLETELY TOGETHER WITH ALL CONNECTING PIPING, SPECIALTIES, SUPPORTS, CONTROLS, ETC. CONNECTING PIPING IS TO BE REMOVED BACK TO MAINS WHERE THE ARE TO BE CAPPED OR DISCONNECTED. THIS INCLUDES ALL GAS, SANITARY, VENT, WATER, ACID WASTE AND PUMP DISCHARGE PIPING. REFER TO DIVISION I OF SPECIFICATION FOR CUTTING AND PATCHING REQUIREMENTS.
3. WHERE EXISTING PIPING ENTERS INACCESSIBLE TRENCHES, TUNNELS, SHAFTS, WALLS AND CEILINGS INSIDE THE EXISTING BUILDING, IT SHALL BE CUT BACK AT LEAST 2" INTO SUCH INACCESSIBLE SPACES AND SHALL BE SUITABLY CAPPED AND SEALED BY THE CONTRACTOR.
4. THE CONTRACTOR SHALL EXERCISE NORMAL CAUTION TO PREVENT UNNECESSARY CUTTING AND DAMAGE TO THE EXISTING BUILDING. ANY EXCESSIVE DAMAGE AS DETERMINED BY THE OWNER SHALL BE REPAIRED AND PAID FOR BY THE CONTRACTOR CAUSING THE DAMAGE.
5. ALL DEMOLISHED EQUIPMENT ETC. EXCEPT THOSE ITEMS SPECIFICALLY REQUESTED BY THE OWNER SHALL BECOME THE CONTRACTORS PROPERTY, SHALL BE REMOVED FROM THE PREMISES, AND DISPOSED OF LEGALLY.

IN ALL AREAS WHERE CEILINGS ARE NOT BEING REPLACED, REMOVE TILES AND GRID AS REQUIRED TO PERFORM WORK AND REINSTALL FOR "AS NEW" CONDITION.

Revision Schedule

No.	Description	Date
A	SED Submission	10/23/2020
B	ISSUED FOR BID	08/10/2021

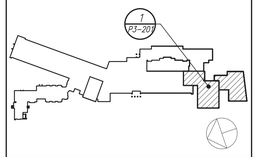

Geddis Architects
Architecture. Planning. Interiors
71 Old Post Road
P.O. Box 1020
Southport, CT 06890
(203) 256-8700

Fielding International
Transforming Education by Design
259 Water Street Suite 1L
Warren , RI 02885 USA
+1 401-289-2789

BARILE GALLAGHER & ASSOCIATES
CONSULTING ENGINEERS
39 MARBLE AVE PLEASANTVILLE, NY 10570
914.328.6060 GENERAL@BGA-ENG.com www.BGA-ENG.com

Construction Manager
SAVIN ENGINEERS, P.C.
3 Campus Drive
Pleasantville, NY 10570
914-769-3200

Structural Engineer
ODEH ENGINEERS
1223 Mineral Spring Ave
North Providence, RI 02904
401-724-1771

Civil Engineer
WESTON & SAMPSON
1 Winners Circle, Suite 130
Albany, NY 12205
518-463-4400

Roof Consultant
WATSKY ASSOCIATES INC.
20 Madison Ave
Valhalla, NY 10595
914-948-3450

Acoustic Consultant
DP DESIGN
12 Cold Spring Street
Providence, RI
401-861-3218

AV Consultant
CAVANAUGH TOCCI
327 F Boston Post Road
Sudbury, MA 01776-3027
978-443-7871

SED#: 6618-0001-0003-025

PROJECT

Rye City Schools

555 Theodore Fremd Ave, Rye, NY 10580

Midland Elementary School

312 Midland Ave, Rye NY 10580

LEGEND, SCHEDULE, NOTES AND FIRST FLOOR PART PLANS

SEAL & SIGNATURE

DATE: 12/12/19
PROJECT No: 9200
DRAWING BY: Author
CHK BY: BGA/BGA
DWG No: P3-201