

PRODUCT FEATURES

Constructed of corrosion resistant materials suitable for installation in virtually any location.

Compact footprint.

Baffle structure retains separated grease increasing retention efficiency of separator.

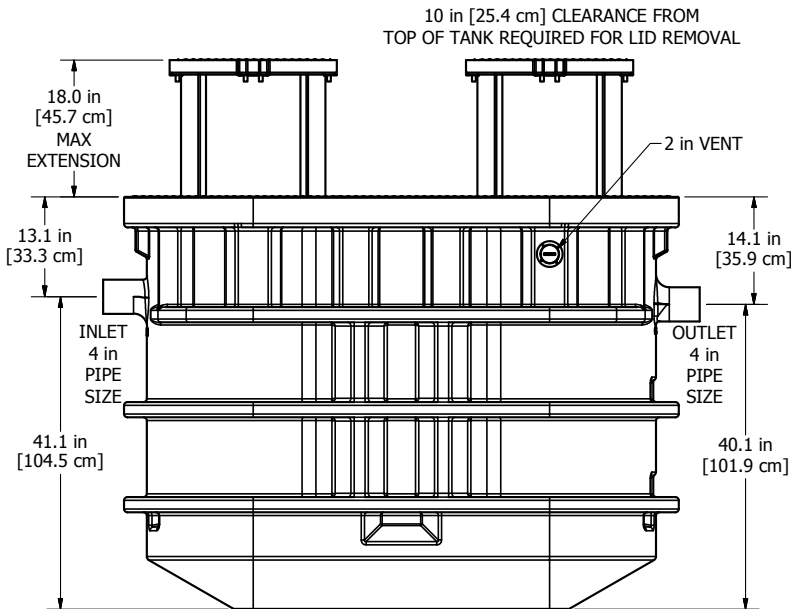
Included lid rated for foot-traffic only

Includes dual 0-18" extension collars for in-ground installation.

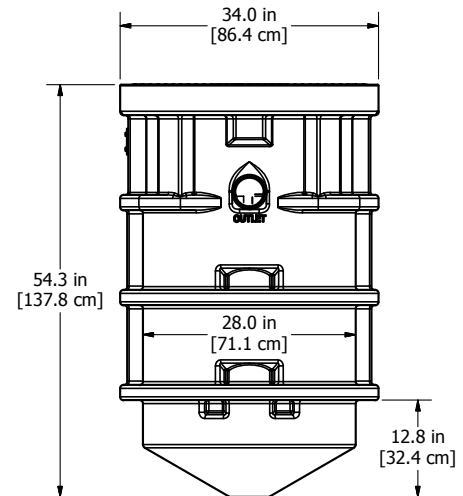
Meets (or exceeds) Miami DERM 99% efficiency requirement

SPECIFICATIONS

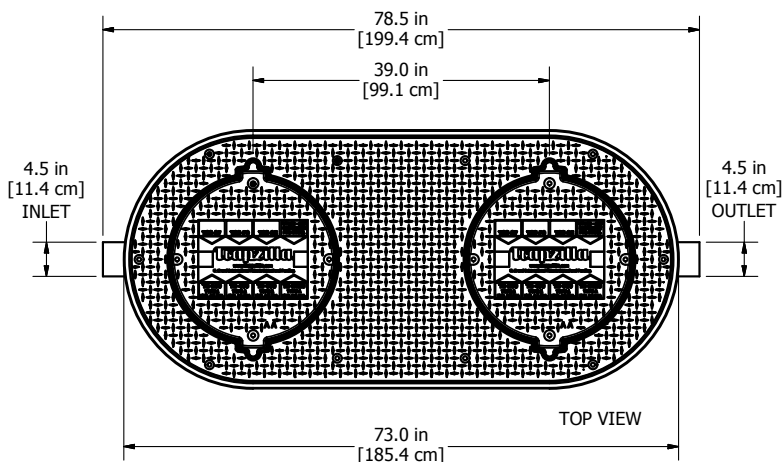
Construction:	Single-Piece Rotationally Molded Polyethylene Exterior Tank with Inlet/Outlet Inverts secured using Patented Interior Radial Compression Ring
Flow Rating:	100 gpm (6.31 l/s)
Liquid Capacity:	274 gallons (1,037 L)
Grease Capacity:	248.77 Gallons (941 L) 1,826 lbs. (828 Kg)
Removal Efficiency:	99.2%
Solids Capacity:	74 gallons (280 L)
Inlet/Outlet:	4" (101 mm)
Product Weight:	250 lbs. (113 Kg)



SIDE VIEW
MAXIMUM
COLLAR
EXTENSION



END VIEW
COLLAR
FLUSH
(TRIMMED)





Trapzilla® Grease Interceptor

TZ-1826-ECA Specifications

NOTES

1. READ instruction manual included with system before installing/operating.
2. Unit requires 6" (15.24 cm) of clearance all the way around the lid from walls or other structures to allow for servicing.
3. Make piping connections with rubber "No Hub" connectors.
4. Keep outlet piping as straight as possible. Use only "sweep" connections.
5. Install vent on outlet piping.
6. If installing in conjunction with other Trapzilla products, include cleanout port before, after, and/or between each unit.
7. Do not install "P" Trap on outlet connection of tank (unit already has internal gas trap).
8. Do not reduce pipe size on outlet piping
9. Do not pressure test unit.

Equipment must be installed in compliance with all applicable laws, regulations and codes, including plumbing codes. Installation should be performed by a qualified plumbing contractor.

JOB SPECIFICATION

Grease separator(s) shall be Thermaco **Trapzilla99** hydromechanical grease interceptor system(s) as manufactured by Thermaco, Inc., Asheboro, North Carolina as noted on plans.

SEPARATOR SPECIFICATIONS

Furnish and install _____ Thermaco Trapzilla99 Model No. TZ-1826-ECA, rotationally molded polyethylene grease interceptor(s) for above ground installation, shall be PDI-G 101 and ASME A112.14.3 rated at 100 GPM (6.31 l/s) with 248.77 Gallons (941 L) / 1,826 lbs. (828 Kg) of total grease storage capacity with flat separation efficiency curve capable of holding 90% of volume in free-floating oils at capacity, with removable cover for grease and solids removal access, integral anti-flotation anchor ring for in-ground installation, integral horizontal baffle, laminar inlet flow diverter, integral vessel vent, separate storage compartments for oil and heavier than water solids, a unitary tank body and 4" (101mm) inlet/outlet structures without gasket interfaces, utilizing an interior radial compression ring conjoining invert to tank outlet/inlet structures without bulkhead fittings and/or gaskets, invert top and bottom secured attachment points, sloping conical bottom for solids retention, integral sewer gas trap, and a fully removable polyethylene self-positioning cover with sealed thread fasteners. Includes dual-entry extension collar assembly, linear low-density rotationally molded polyethylene for field adjustability to optimal installation depth.

SUBMITTAL OPTIONS

- ☐ 6" (150mm) Inlet/Outlet - Model# TZ-1826-ECA-6
- ☐ Two ECA-TZ-29 Extension Collars (Two required for each TZ-1826-ECA)
- ☐ TZSP-40-ECA Sampling Port with 4" Inlet/Outlet, 0.5" fall with 29" (73.7 cm) Extension Collar Assembly
- ☐ TZSP-48-ECA Sampling Port with 4" Inlet/Outlet, 7.8" fall with 29" (73.7 cm) Extension Collar Assembly
- ☐ TSS-95 Solids Interceptor for additional Solids Capacity
- ☐ TSS-95-ECA Solids Interceptor for additional Solids Capacity with 18" (45.7 cm) adjustable extension collar
- ☐ VFCA-100 Vented Flow Control Assembly for installation at plumbing fixture level to limit flow to 100 gpm for installations with head height greater than 6'
- ☐ MFSH-44 Molded Flow Splitter Assembly for evenly diverting flow to two separate 4" Trapzilla units
- ☐ MFSH-66 Molded Flow Splitter Assembly for evenly diverting flow to two separate 6" Trapzilla units
- ☐ H20/Traffic Rated Installation, see [link](#) for installation drawings