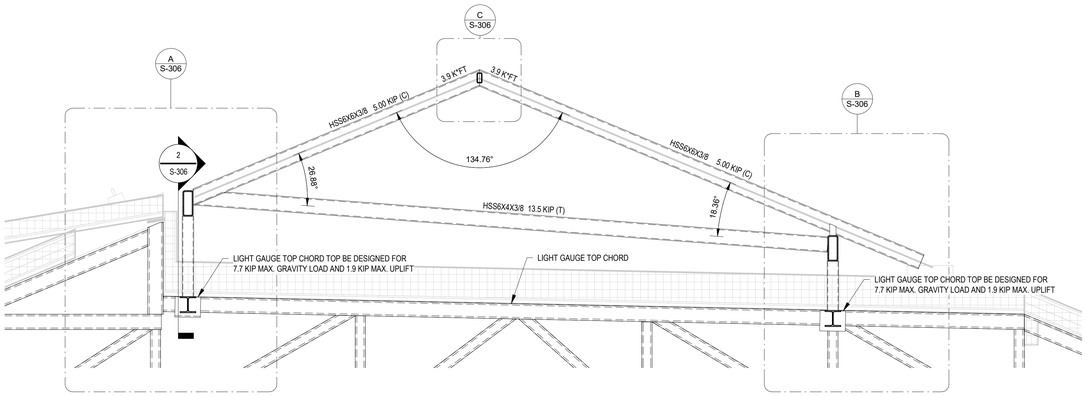

NOTE:
STEEL FABRICATORS CONNECTION ENGINEER SHALL DESIGN CONNECTION OF STEEL TRUSS FORCES INDICATED ABOVE. FORCES INDICATED ARE TOTAL FACTORED LOADS ON THE TRUSS.

1 S-306 SECTION
1/2" = 1'-0"

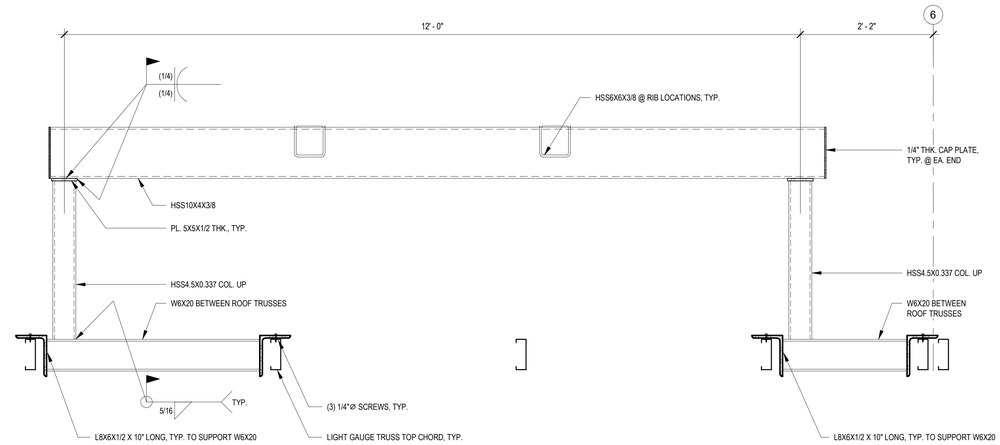

2 S-306 SECTION
1" = 1'-0"

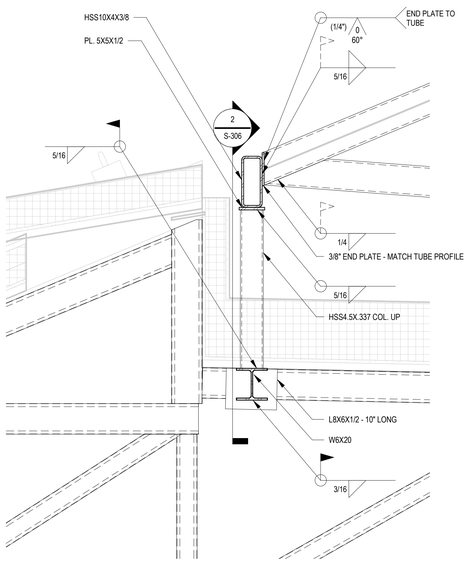

A BLOW UP DETAIL
1" = 1'-0"

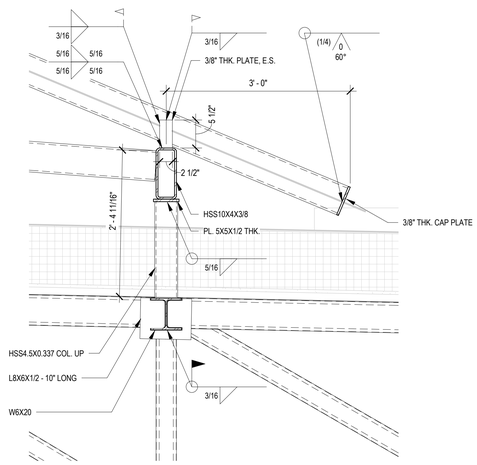

B BLOW UP DETAIL
1" = 1'-0"

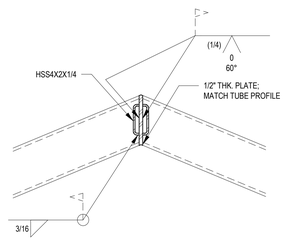

C BLOW UP DETAIL
1 1/2" = 1'-0"

Revisions:	Date:

CONSULTANT

NORRIS DESIGN
Planning | Landscape Architecture | Branding
Landscape Architect
418 North Toole Avenue
Tucson, AZ 85701
(520) 622-9665
Josh Orth., PLA

HINMAN
Protective Design Specialist
240 West 35th St. Suite 1004
New York, NY 10001
(212) 967-4890
Corrine Tan, SE

C.S.Davidson, Inc.
Structural
315 West James Street, Suite 102
Lancaster, PA 17603
(717) 481-2991
Jason Vannoy, SE, PE

MES GROUP
MEP
550 North Reo Street, Suite 203
Tampa, FL 33609
(813) 289-4700
Nicholas Stephenson, PE

ARCHITECT/ENGINEER OF RECORD

A/E:
TRIPLE C - The A/E Group
201 E. Jefferson Street, Suite 200
Syracuse, NY 13202
(315) 484-5958
Mat Perkins

TRIPLE C - THE A&E GROUP
A MULTI-DISCIPLINE AE COMPANY

STAMP
STATE OF NEW YORK
WESLEY C. WERNER
093033
LICENSED PROFESSIONAL ENGINEER
5/09/2022 License valid through 11/30/2024

Office of Construction and Facilities Management

VA U.S. Department of Veterans Affairs

Drawing Title: FRAMING SECTIONS	Phase: ISSUED FOR CONSTRUCTION	Project Title: NEW COMMUNITY LIVING CENTER	Project Number: 620-334
			Building Number: CLC
Approved:	FULLY SPRINKLERED	Location: 2094 Albany Post Road, Montrose, NY 10548	Drawing Number: S-306
		Issue Date: 05/09/2022 · Checked: WCW · Drawn: SIR	

VA FORM 08 - 6231

BIM 360://620-334 New Community Living Center/620381500_v20.rvt
7/21/2021 5:47:31 PM