DEDUCTIVE ALTERNATES:

(DEDUCTIVE ALTERNATES ARE CASCADING AND MUST BE EXERCISED IN THE ORDER PRESENTED)
FOR A DETAILED DESCRIPTION OF EACH DEDUCTIVE ALTERNATE REFER TO COVER SHEET GI000

DEDUCTIVE ALTERNATE #1: REDUCE WATER AND ICE SHIELD COVERAGE
DEDUCTIVE ALTERNATE #2: ELIMINATE TUNNEL (EAST LEG)
DEDUCTIVE ALTERNATE #3: ELIMINATE FAUX WINDOWS AT CLEARSTORY
DEDUCTIVE ALTERNATE #4: ELIMINATE WORK AT B6 CORRIDOR
DEDUCTIVE ALTERNATE #5: ELIMINATE CONCRETE
DEDUCTIVE ALTERNATE #6: ELIMINATE LANDSCAPE
DEDUCTIVE ALTERNATE #7: REDUCE PLATFORM AT CHILLER
DEDUCTIVE ALTERNATE #8: ELIMINATE NVR SECURITY
DEDUCTIVE ALTERNATE #9: ELIMINATE LARGE PORCH
DEDUCTIVE ALTERNATE #10: ELIMINATE SMALL PORCH A
DEDUCTIVE ALTERNATE #11: ELIMINATE SMALL PORCH B
DEDUCTIVE ALTERNATE #12: ELIMINATE ENTRANCE CANOPY
DEDUCTIVE ALTERNATE #13: ELIMINATE FENCE/ FAUX ROOFS AT RESIDENT ROOMS
DEDUCTIVE ALTERNATE #14: ELIMINATE PATIENT LIFTS TRACK EXTENSIONS INTO RESIDENT RESTROOMS
DEDUCTIVE ALTERNATE #15: REDUCE THE POROUS ASPHALT / PARKING / PORTION OF DRIVE ENTRANCE
DEDUCTIVE ALTERNATE #16: ELIMINATE EXTERIOR SIGNAGE

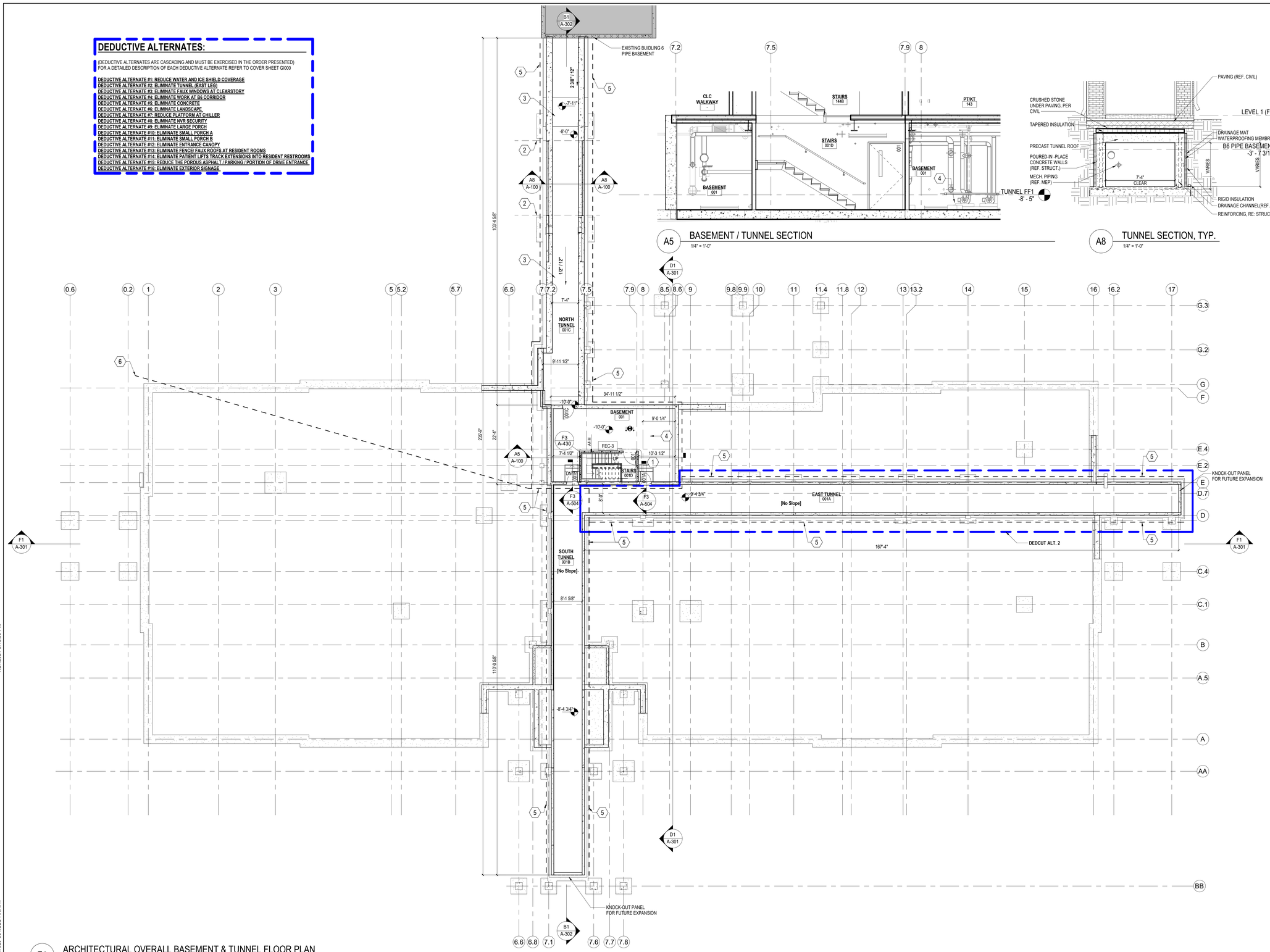

F1 ARCHITECTURAL OVERALL BASEMENT & TUNNEL FLOOR PLAN
3/32" = 1'-0"

A5 BASEMENT / TUNNEL SECTION
1/4" = 1'-0"

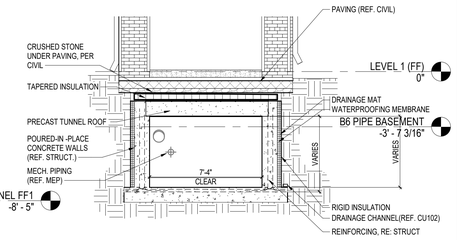

A8 TUNNEL SECTION, TYP.
1/4" = 1'-0"

ARCHITECTURAL SYMBOL LEGEND

- PROPOSED EXTERIOR WALL. SEE WALL SECTIONS
- INTERIOR STUD FRAMED WALL. SEE WALL TYPES
- AREA OF NO WORK, FACILITY TO REMAIN OPERATIONAL
- 1 HR FIRE RATED PARTITION
- 2 HR FIRE RATED PARTITION
- SMOKE RATED PARTITION / SMOKE BARRIER / COMPARTMENT
- 1 HR FIRE AND SMOKE BARRIER
- 2 HR FIRE AND SMOKE BARRIER
- VA/VA ITEM - VA SUPPLIED & INSTALLED
- VA/CC OR VC ITEM - VA SUPPLIED & CONTRACTOR INSTALLED
- CC/CC ITEM - CONTRACTOR SUPPLIED & INSTALLED
- A1000 FURNITURE, FIXTURE, & EQUIPMENT INDICATOR
- MATCHLINE
- EXPANSION JOINT
- DEDUCTIVE ALTERNATE
- FOUNDATION DRAIN - SEE CIVIL

GENERAL SHEET NOTES

A. CONTRACTOR TO COORDINATE WITH ROOF INSTALLATION WARRANTY REQUIREMENTS FOR ANY MOODIFICATIONS TO ROOFING TO ENSURE NO VIOLATIONS OCCUR OF THE WARRANTY. CONTRACTOR TO EMPLOY A CERTIFIED ROOFING INSPECTOR MEETING THE REQUIREMENTS OF THE INSTALLED ROOF. ALL WARRANTY VIOLATIONS WILL BE REQUIRED TO BE CORRECTED PRIOR TO CLOSE OUT.
B. CONTRACTOR TO VALIDATE AND VERIFY ALL FIRE RATED AND/OR SMOKE RATED WALLS AND ASSEMBLIES INDICATED ON PLANS IN WORK AREA. PROVIDE ALL PIPING PENETRATIONS OF FIRE, SMOKE AND FULL HEIGHT WALLS SHALL BE CAULKED AIRTIGHT TO THE ADJACENT STRUCTURE BY MEANS OF U.L. APPROVED FIRE PROOF CAULKING MATERIAL. SEE MECHANICAL AND PLUMBING DRAWINGS FOR ADDITIONAL INFORMATION.
C. CONTRACTOR SHALL COORDINATE ALL PIPING, PLUMBING, AND CONDUIT PIPING WITH STRUCTURAL, MECHANICAL, AND ELECTRICAL SYSTEMS AND SHALL PROVIDE NECESSARY OFFSETS TO AVOID CONFLICTS AND TO MAINTAIN REQUIRED EQUIPMENT ACCESS AND SERVICEABILITY.
D. EXISTING CONDITIONS ARE BASED ON EXISTING PLANS AND FIELD VERIFICATION WHERE FEASIBLE. ACTUAL CONDITIONS MAY DIFFER FROM THOSE INDICATED. CONTRACTOR TO FIELD VERIFY IN ADVANCE THE LOCATION AND CONDITION OF THOSE EXISTING SYSTEMS SHOWN TO BE MODIFIED OR REMOVED. CONTRACTOR TO NOTIFY ARCHITECT SHOULD CONDITIONS BE FOUND TO DIFFER SIGNIFICANTLY FROM CONSTRUCTION DOCUMENTS.
E. CONTRACTOR TO COORDINATE ALL NEW EQUIPMENT LOCATIONS WITH ALL TRADES PRIOR TO INSTALLATION.
F. CONTRACTOR TO PROVIDE GALVANIC PROTECTION AS REQUIRED AT CONNECTIONS BETWEEN ALL DISSIMILAR METALS.
G. ANY FLOOR, WALL, OR CEILING CUTTING OR FILLING THAT IS REQUIRED TO COMPLETE THIS PROJECT, THE CONTRACTOR SHALL PATCH AND PAINT AND RETURN TO MATCH EXISTING CONDITIONS AND FINISHES.
H. CONTRACTOR TO PROVIDE ESCUTCHEONS ON ALL NEW EXPOSED EXTERIOR PIPE PENETRATIONS AND SEAL COMPLETELY.
I. CONTRACTOR TO PROVIDE TEMPORARY FLOORING WHILE MODIFYING SUBFLOORING.
J. ANY LANDSCAPE, HARDSCAPE, FIXTURE, SIGNAGE AND SYSTEMS OR PEDESTRIAN CONTROL DEVICES WITHIN THE TEMPORARY ACCESSIBLE PATHWAY SHALL BE PROTECTED IN PLACE OR TEMPORARILY RELOCATED AS NECESSARY FOR CONTINUED UNINTERRUPTED OPERATION, ACCESS, MAINTENANCE AND / OR VISIBILITY.

KEYNOTES

1 MECHANICAL UNIT, SEE MECHANICAL DRAWINGS FOR MORE INFORMATION
2 LINE OF ROADWAY ABOVE
3 HEIGHT TRANSITION AT TUNNEL CEILING
4 5" CONC HOUSEKEEPING PAD. COORD SIZE W/ FINAL SELECTED EQUIPMENT. PAINT SAFETY YELLOW.
5 FOUNDATION DRAIN, PROVIDE AT PERIMETER OF TUNNEL AND BASEMENT; REFER TO CIVIL SHEET CU102
6 FOUNDATION DRAIN CONNECTION TO SITE DRAINAGE, SEE CIVIL

KEY PLAN

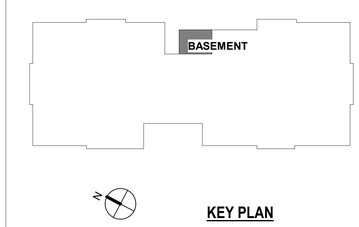

KEY PLAN

Revisions:	Date:

CONSULTANT

NORRIS DESIGN — Planning | Landscape Architecture | Branding
Landscape Architect
418 North Toole Avenue
Tucson, AZ 85701
(520) 622-9565
Josh Orth., PLA

HINMAN
Protective Design Specialist
240 West 35th St. Suite 1004
New York, NY 10001
(212) 967-4890
Corrine Tan, SE

C.S.Davidson,Inc.
Structural
315 West James Street, Suite 102
Lancaster, PA 17603
(717) 481-2991
Jason Vannoy, SE, PE

MES GROUP
MEP
550 North Reo Street, Suite 203
Tampa, FL 33609
(813) 289-4700
Nicholas Stephenson, PE

ARCHITECT/ENGINEER OF RECORD

A/E:
TRIPLE C - The A/E Group
201 E. Jefferson Street, Suite 200
Syracuse, NY 13202
(315) 484-5958
Mat Perkins

TRIPLE C – THE A&E GROUP
A MULTI-DISCIPLINE COMPANY

STAMP

STATE OF MARYLAND — MATTHEW R. PERKINS — 19706 — ARCHITECT — 3/29/2022

Office of Construction and Facilities Management

VA U.S. Department of Veterans Affairs

Drawing Title: ARCHITECTURAL OVERALL BASEMENT & TUNNEL FLOOR PLAN

Approved:

Phase: ISSUED FOR CONSTRUCTION

FULLY SPRINKLERED

Project Title: NEW COMMUNITY LIVING CENTER

Location: 2094 Albany Post Road, Montrose, NY 10548

Issue Date: 05/09/2022 | Checked: M. PERKINS | Drawn: N. BLANCHARD

Project Number: 620-334

Building Number: CLC

Drawing Number: A-100

BIM 360://620-334 New Community Living Center/620-334-CLC-Arch.rvt

7/21/2021 3:46:39 PM

VA FORM 08 - 6231