DEDUCTIVE ALTERNATE NOTES

(DEDUCTIVE ALTERNATES ARE CASCADING AND MUST BE EXCERCISED IN THE ORDER PRESENTED) FOR A DETAILED DESCRIPTION OF EACH DEDUCTIVE ALTERNATE REFER TO COVER SHEET ON GI000

DEDUCTIVE ALTERNATE #2 : ELIMINATE TUNNEL (EAST LEG).

FIRE SPRINKLER LEGEND

●	PENDENT SPRINKLER
⊗	UPRIGHT SPRINKLER
⊗	UPRIGHT SPRINKLER WITH CAGE
◁	SIDEWALL SPRINKLER

KEYNOTES

1. SPRINKLER SHALL BE MOUNTED TO THE SOFFIT, ASSOCIATED SPRINKLER PIPING SHALL BE ROUTED IN THE SOFFIT.
2. SPRINKLER ZONE VALVE ASSEMBLY, REFER TO DETAIL FOR MORE INFORMATION.
3. INSPECTOR TEST DRAIN. REFER TO DETAIL FOR MORE INFORMATION.
4. FDC PIPE TO BASEMENT BELOW.
5. FIRE RISER TO BASEMENT BELOW.
6. CONNECT SPRINKLERS SHOWN IN THE WALKWAY NEAREST BUILDING 6 TO THE EXISTING BUILDING 6 SPRINKLER SYSTEM.
7. PAINT EXPOSED SPRINKLER PIPING IN THIS ROOM RED.

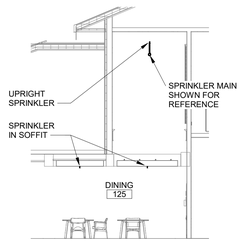

5 DINING 125 SECTION
1/8" = 1'-0"

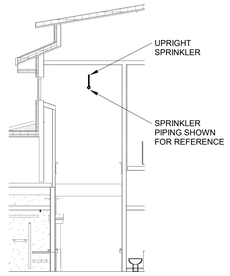

6 CORRIDOR 120C SECTION
1/8" = 1'-0"

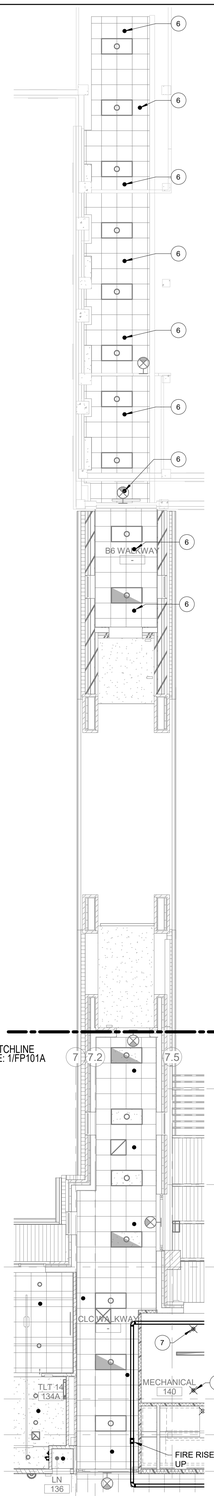

2 FIRE SPRINKLER FLOOR PLAN - LEVEL 1 - COVERED WALKWAY
1/8" = 1'-0"

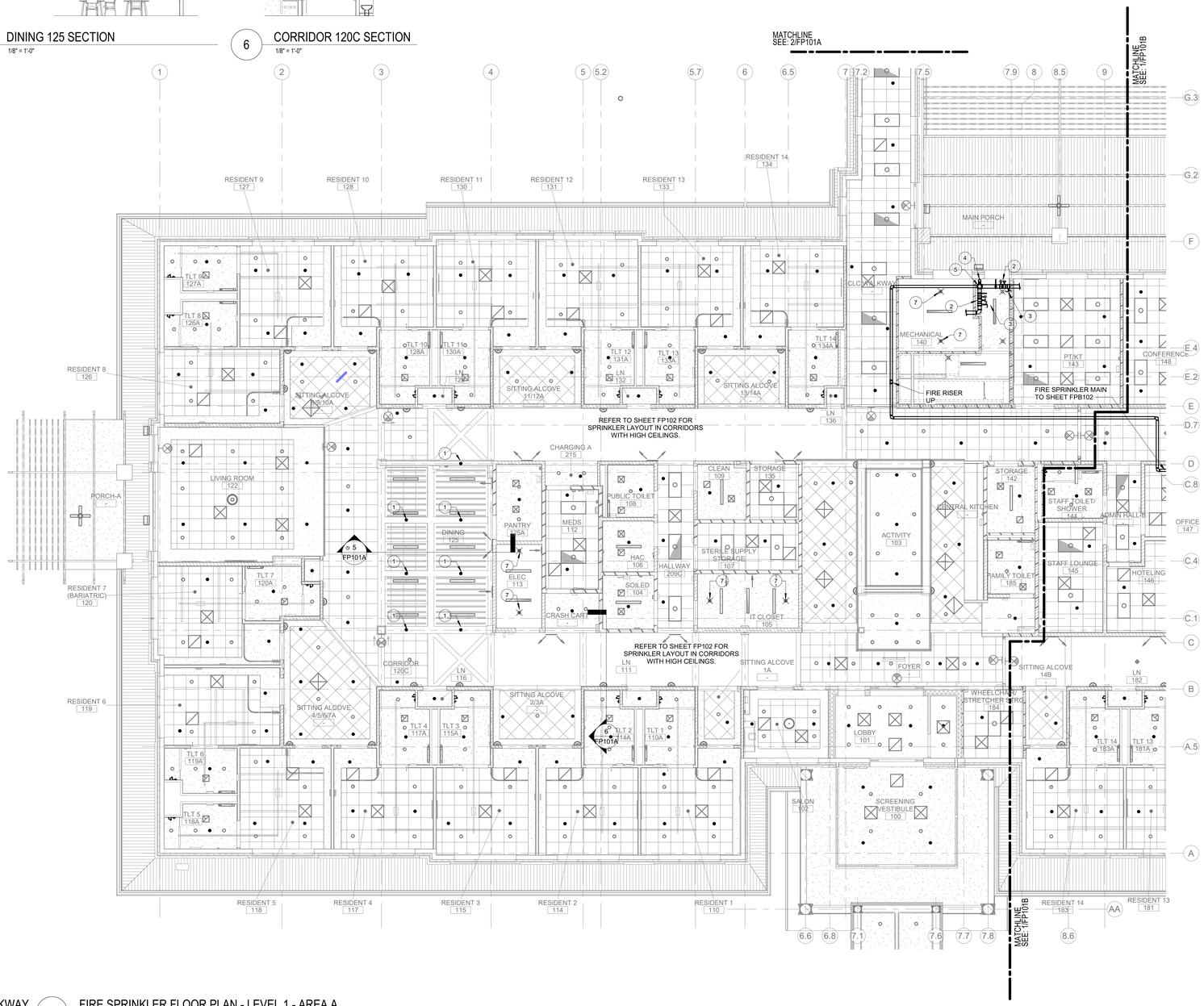

1 FIRE SPRINKLER FLOOR PLAN - LEVEL 1 - AREA A
1/8" = 1'-0"

PARTITION RATING GRAPHICS:

PARTITIONS REQUIRED TO BE SMOKE RESISTANT, FIRE RESISTANT, OR BOTH FIRE AND SMOKE RESISTANT ARE SHOWN GRAPHICALLY ON PLANS WITH HATCH PATTERNS.

PARTITION RATING GRAPHIC DESIGNATION:	PRIORITY
4 HR FIRE BARRIER	1 HIGHEST
3 HR FIRE BARRIER	2
2 HR FIRE & SMOKE BARRIER	3
2 HR FIRE BARRIER	
2 HR FIRE BARRIER/SHAFT	
1 HR FIRE & SMOKE BARRIER	4
1 HR FIRE BARRIER	
1 HR FIRE BARRIER/SHAFT	
SMOKE PARTITION (NON RATED)	5 LOWEST
NON RATED	

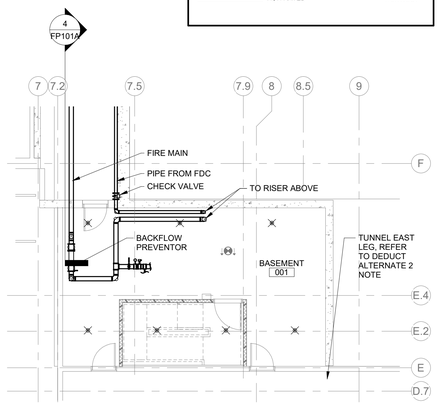

3 FIRE SPRINKLER FLOOR PLAN - BASEMENT
1/8" = 1'-0"

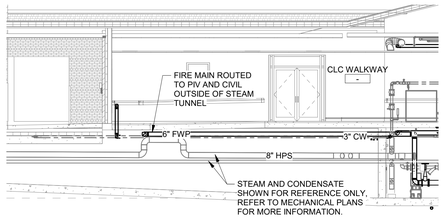

4 FIRE MAIN STEAM TUNNEL
1/8" = 1'-0"

N

KEY PLAN

Revisions:	Date:

VA FORM 08 - 6231

CONSULTANT

NORRIS DESIGN — Planning | Landscape Architecture | Branding
Landscape Architect
418 North Toole Avenue
Tucson, AZ 85701
(520) 622-5565
Josh Orth., PLA

HINMAN
Protective Design Specialist
240 West 35th St. Suite 1004
New York, NY 10001
(212) 967-4890
Corrine Tan, SE

C.S.Davidson,Inc.
Structural
315 West James Street, Suite 102
Lancaster, PA 17603
(717) 481-2991
Jason Vannoy, SE, PE

MES GROUP
MEP
550 North Reo Street, Suite 203
Tampa, FL 33609
(813) 289-4700
Nicholas Stephenson, PE

ARCHITECT/ENGINEER OF RECORD

A/E:
TRIPLE C - The A/E Group
201 E. Jefferson Street, Suite 200
Syracuse, NY 13202
(315) 484-5958
Mat Perkins

TRIPLE C - THE A&E GROUP
A MULTI-DISCIPLINE AE COMPANY

STAMP
STATE OF NEW YORK — NICHOLAS P. STEPHENSON — 102799 — LICENSED PROFESSIONAL ENGINEER
5/09/2022

Office of Construction and Facilities Management

VA U.S. Department of Veterans Affairs

Drawing Title: FIRE SPRINKLER FLOOR PLAN - LEVEL 1 - AREA A	Phase: ISSUED FOR CONSTRUCTION	Project Title: NEW COMMUNITY LIVING CENTER	Project Number: 620-334
			Building Number: CLC
Approved:	FULLY SPRINKLERED	Location: 2094 Albany Post Road, Montrose, NY 10548	Drawing Number: FP101A
		Issue Date: 05/09/2022 · Checked: CJF/NPS · Drawn: TMR	

BIM 360://620-334 New Community Living Center/19577_MEP_VA Montrose CLC_R20.rvt
7/21/2021 1:32:24 PM