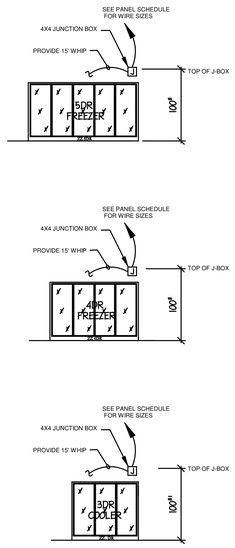

NOTE:
EACH REFRIGERATION CASE REQUIRES A DEDICATED NEUTRAL. NO EXCEPTIONS PERMITTED.

8 COOLER/FREEZER CASES INSTALLATION DETAIL
SCALE:

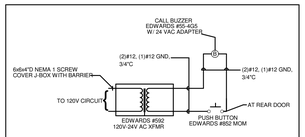

10 BUZZER SCHEMATIC
SCALE:

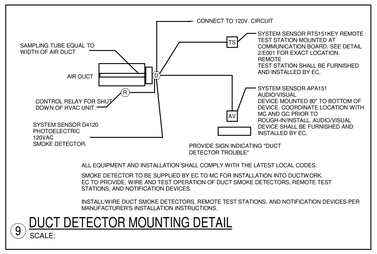

ALL EQUIPMENT AND INSTALLATION SHALL COMPLY WITH THE LATEST LOCAL CODES.

SMOKE DETECTOR TO BE SUPPLIED BY EC TO MC FOR INSTALLATION INTO DUCTWORK. EC TO PROVIDE, WIRE AND TEST OPERATION OF DUCT SMOKE DETECTORS, REMOTE TEST STATIONS, AND NOTIFICATION DEVICES.

INSTALL/WIRE DUCT SMOKE DETECTORS, REMOTE TEST STATIONS, AND NOTIFICATION DEVICES PER MANUFACTURER'S INSTALLATION INSTRUCTIONS.

9 DUCT DETECTOR MOUNTING DETAIL
SCALE:

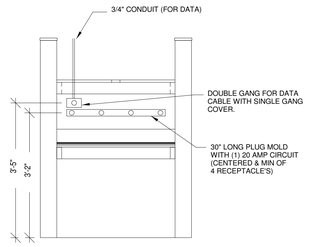

3 EMPLOYEE ROOM DESK ELEVATION
SCALE: NONE

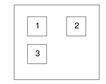

1. EMPLOYEE SALES ON/OFF
2. CUSTOMER SALES ON/OFF
3. SITE/SIGN ON/OFF

3 BUTTON OVERRIDE SWITCH

1 MANAGER OFFICE EMS OVERRIDE SWITCH
SCALE: NONE
SEE ENERGY MANAGEMENT SYSTEM FOR WIRING REQUIREMENTS

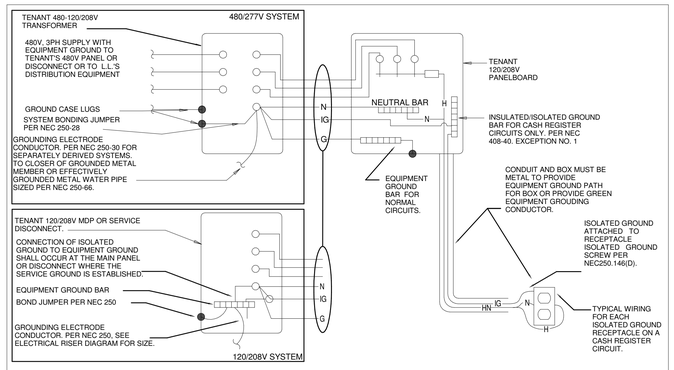

A. FURNISH AND INSTALL AN INSULATED, ISOLATED GROUND BAR IN PANEL INSTALL AN INSULATED "ISOLATED" GROUND WIRE IN EACH BRANCH CIRCUIT "HOMERUN" TO PANELBOARD. CONNECT GROUND WIRE FOR CASH REGISTER AND COMPUTER CIRCUITS TO ISOLATED GROUND BAR IN PANELBOARD AND DIRECTLY TO ISOLATED GROUND LUG/SCREW ON ISOLATED GROUND RECEPTACLES.

B. DO NOT CONNECT "ISOLATED" GROUND WIRE TO RACEWAY OR BOX. CONDUIT AND BOX SHALL BE METAL AND METAL-TO-METAL CONNECTORS SHALL BE USED (NO FLEX CONDUIT) TO ESTABLISH GROUND PATH FOR BOX AND RACEWAY.

C. CASH REGISTER DATA SYSTEM CABLE SHALL BE FURNISHED AND INSTALLED BY OTHERS. FURNISH AND INSTALL JUNCTION BOX IN OFFICE AND 1" CONDUIT WITH PULL WIRE TO SALES AREA CEILING CAVITY.

D. DO NOT RUN CASH REGISTER CIRCUITS WITH OTHER CIRCUITS.

6 CASH REGISTER GROUNDING DIAGRAM
SCALE:

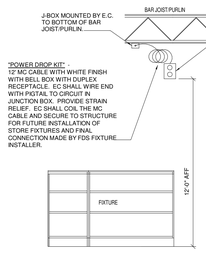

NOTE:
"POWER DROP KIT" IS BEING FURNISHED BY FAMILY DOLLAR WITH THE CHECKOUT STATIONS. ONCE CHECKOUT STATIONS ARRIVE ON SITE, EC SHALL RETURN AT DESIGNATED DATE (SET BY GC) TO INSTALL "POWER DROP KIT". "POWER DROP KIT" SHALL BE INSTALLED FOR PROMO DISPLAY FOR EVERY STORE. "POWER DROP KIT" SHALL ALSO BE INSTALLED FOR STORES WHERE THE COKE AND PEPSI COOLERS ARE NOT LOCATED AGAINST A WALL. COORDINATE WITH STORE SPECIFIC FIXTURE PLAN, GC AND FDS PROJECT MANAGER PRIOR TO INSTALLATION.

7 "POWER DROP KIT" INSTALLATION DETAIL
SCALE:

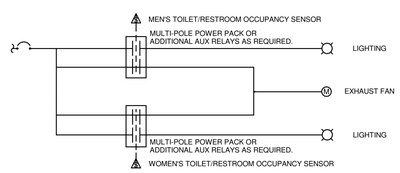

GROUP TOILETS/RESTROOMS

GENERAL NOTES:
A. PROVIDE LOCAL DISCONNECT SWITCH AT EATCH EXHAUST FAN IS NOT FURNISHED BY FAN MANUFACTURER.

5 TYPICAL RESTROOM EXHAUST FAN CONTROL DETAIL
SCALE:

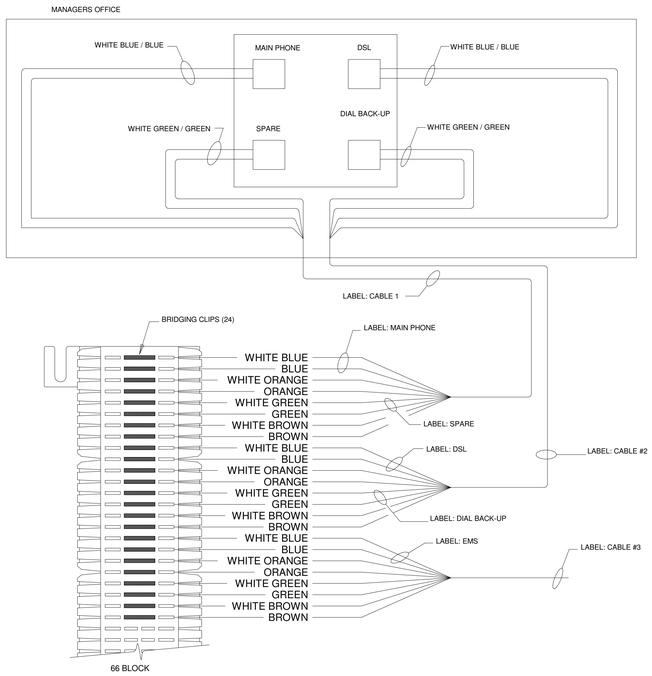

4 TELCO BACKBOARD
SCALE: NONE

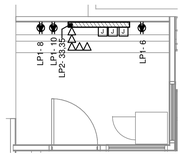

8 ENLARGED POWER OFFICE
1/4" = 1'-0"

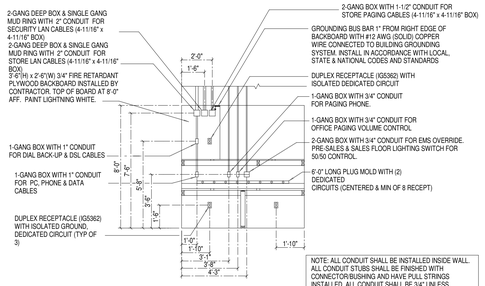

ELECTRICAL AND DATA

NOTE: ALL CONDUIT SHALL BE INSTALLED INSIDE WALL. ALL CONDUIT STUBS SHALL BE FINISHED WITH CONNECTOR/BUSHING AND HAVE PULL STRINGS INSTALLED. ALL CONDUIT SHALL BE 3/4" UNLESS OTHERWISE NOTED. ALL CONDUIT & BOXES ARE DIMENSIONED TO CENTERLINE. CONTRACTOR SHALL LABEL TOP OF CONDUIT TO MATCH LABELS ON JACKS/JUNCTIONS BELOW.

2 ENLARGED OFFICE ELEVATION POWER PLAN
SCALE: NONE

OWNERSHIP OF INSTRUMENTS OF SERVICE
All reports, plans, specifications, computer files, field data, notes and other documents and instruments prepared by the Consultant as instruments of service shall remain the property of the Consultant. The Consultant shall retain all common law, statutory and other reserved rights, including, without limitation, the copyright thereto.

KLH
Professional Engineers, PSC PC
MECHANICAL/ELECTRICAL ENGINEERS
WWW.KLHPE.COM
206 CLIFF AVENUE
PELHAM, NY 10803
859-442-8050
PELHAM, NEW YORK
FORT THOMAS, KENTUCKY

mark	date	revisions	by	description

date	06/15/2022
project	2022.27 / D13216
designed	KLH
drawn	RNK
checked	LGF

Dean Associates
Architects Incorporated
Architecture & Interior Design
7 Kimball Lane Suite E6
Lynnfield MA 01940
p: 781.397.8092 f: 781.397.8094
www.deanassoc.com

STATE OF NEW YORK · JAMES E. TAYLOR · 084404 · LICENSED PROFESSIONAL ENGINEER
06/27/2022

project
DOLLAR TREE
166 S. LIBERTY DRIVE - DEAL #13216 / STORE #2573
STONY POINT, NY 10980

drawing
ELECTRICAL DETAILS

sheet
E-201

KLH PROJECT 24211