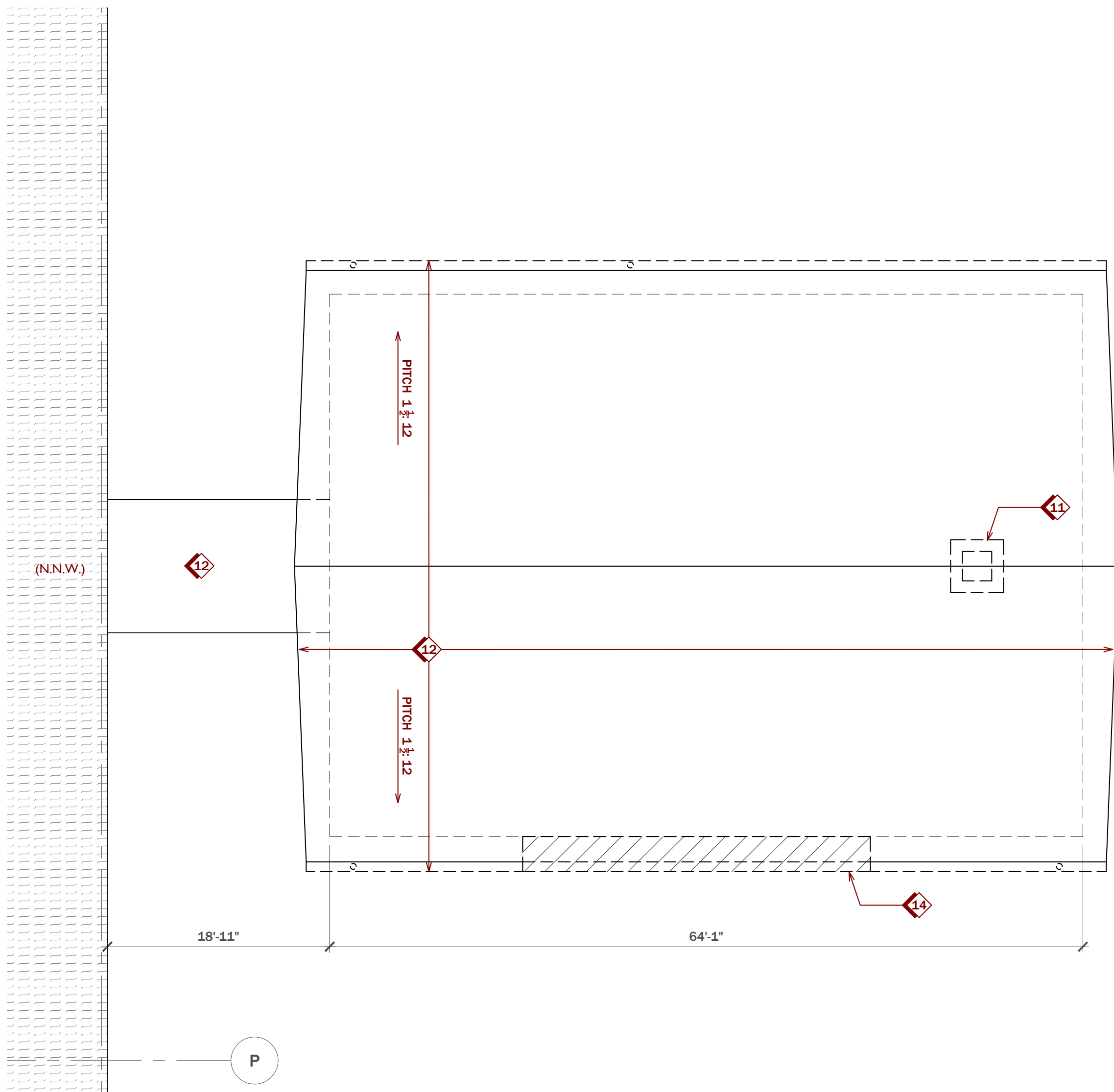
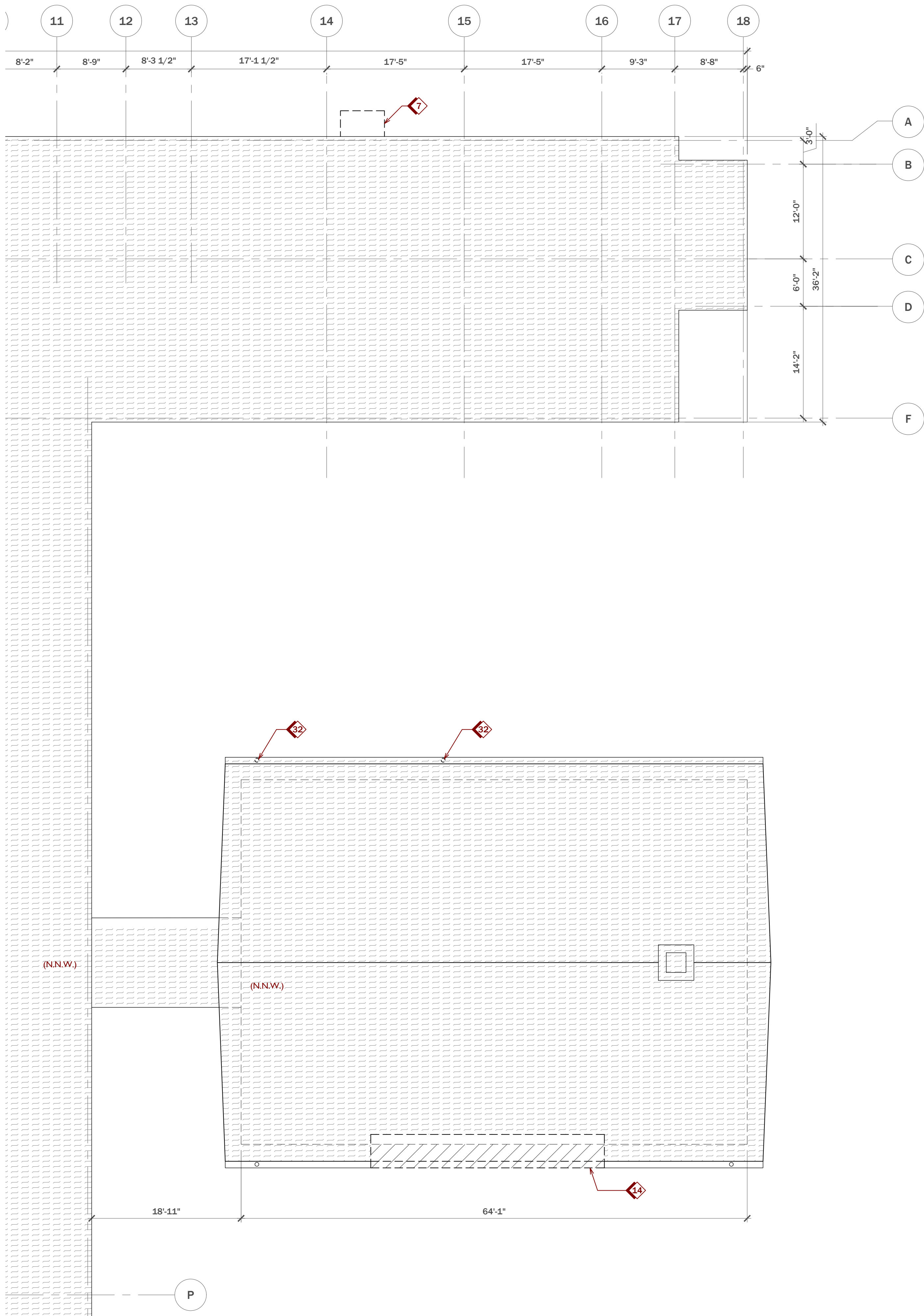


DEMOLITION KEYNOTES

1. STAINED GLASS TO REMAIN IN PLACE; USE CARE WHEN PERFORMING DEMO AND NEW INSTALLATIONS OF MATERIALS ADJACENT TO STAIN GLASS.
- 1A. STAINED GLASS REMOVAL TO BE COMPLETED PRIOR TO COMMENCEMENT OF PROJECT; GC RESPONSIBLE FOR REMOVAL OF EXISTING CLEAR GLASS WINDOW.
2. DEMOLISH EXISTING CASEWORK. REFER TO MEP DOCUMENTS FOR INFORMATION ON REMOVING AND SAVING OFF ALL CONNECTIONS. PATCH & REPAIR SUBFLOOR AS REQUIRED.
3. DEMO COLUMN COVERS AND SURROUNDING CONSTRUCTION DOWN TO THE STRUCTURAL ELEMENTS
4. EXISTING PLUMBING FIXTURES TO BE REMOVED.
5. EXISTING TOILET PARTITIONS TO BE REMOVED INCLUDING ALL ASSOCIATED SUPPORT AND HARDWARE.
6. EXISTING MAILBOX TO BE RELOCATED BY OWNER.
7. REMOVE AWNING, PATCH/ REPAIR ANY ANCHORING HOLES IN WALL.
8. REMOVE ANY ABANDONED PIPING, WIRING ETC.
9. REPLACE EXISTING DOOR, SILL HEIGHT TO BE MAINTAINED
10. REMOVE APPLIANCES (VERIFY IF EQUIPMENT IS TO BE RETURNED TO OWNER)
11. REMOVE EXISTING SPIRE, CUT BRACING AND STRUTS IN LINE WITH EXISTING ROOF DECK, SEE STRUCTURE FOR ADDITIONAL INFO. (ALTERNATE)
12. REMOVE EXISTING GUTTER / DOWNSPOUT & ROOFING SYSTEM DOWN TO THE SUBSTRATE. REFER TO DETAILS AND SPECS FOR ADDITIONAL INFORMATION INCLUDING ABOUT ASBESTOS REMOVAL. (ALTERNATE)
13. RELOCATE MECH. EQUIPMENT
14. REMOVE AREAS OF EXISTING ROOF/ GUTTER AND PREPARE FOR NEW ADDITION, SEE DETAILS
15. DEMO EXISTING WALL/ WINDOW & INSTALL NEW LINTEL. REFER TO STRUCTURAL DRAWINGS FOR SHORING & SUPPORT INFORMATION.
16. DEMO EXISTING WINDOW & CUT SUPPORTING MASONRY WALL AS INDICATED. PATCH & REPAIR WALL/ SLAB AS REQUIRED TO RECEIVE NEW WINDOW SYSTEM OR DOOR.
17. DEMO EXISTING WINDOW AND PREPARE TO RECEIVE NEW WINDOW.
18. DEMO EXISTING WINDOW AND PREPARE TO RECEIVE NEW WINDOW. (ALTERNATE)
19. DEMO EXISTING WINDOW AND PREPARE TO RECEIVE NEW WORK.
20. DEMO EXISTING CONCRETE STAIRS & HANDRAIL, REPAIR WALL TO MATCH ADJACENT.
21. REMOVE EXISTING DOOR AND PREPARE TO RECEIVE NEW WORK.
22. DEMO EXISTING LOUVER AND PREPARE TO RECEIVE NEW WORK.
23. DEMO EXISTING WINDOW & MASONRY WALL & REPAIR OPENING AS REQUIRED TO RECEIVE NEW WINDOW SYSTEM OR DOOR.
24. DEMO EXISTING WINDOW & LIMESTONE SILL. AFTER REMOVING SILL, TIE BACK EXISTING BRICK VENEER TO CONC. WALL & PREPARE TO RECEIVE NEW WORK.
25. REMOVE EXISTING GRANITE & MARBLE FACADE VENEER AND ASSOCIATED ATTACHMENTS AND PREPARE TO RECEIVE NEW VENEER (ALTERNATE)
26. NON-STRUCTURAL COLUMN TO BE REMOVED
27. EXISTING WALL MOUNTED EQUIPMENT ASSOCIATED WITH THE PUMP TO BE REMOVED AND REPLACED. REFER TO MEP DRAWINGS.
28. DEMOLISH GWB CEILINGS, ACOUSTIC CEILING TILES, GRID, ALL ASSOCIATED HANGERS AND SUPPORTS, AND ANY OTHER MATERIALS NOT REQUIRED FOR THE RENOVATED SPACES AS INDICATED BY BOUNDING LINE (---); TYP. FOR ALL CEILINGS IN WORK AREA. DEMOLISH ALL LIGHTS AND DIFFUSERS UNLESS NOTED OTHERWISE.
29. FIRE ALARM PANEL AND ASSOCIATED WIRING TO REMAIN
30. REMOVE DECORATIVE STRAPPING AND ACORNS FROM CEILING BEAMS
31. REMOVE EXISTING LIGHTING, SEE ELECTRICAL DRAWINGS
32. REMOVE DECORATIVE STRAPPING AND ACORNS FROM CEILING BEAMS AND DEMOLISH ONLY AREAS OF GWB CEILING THAT ARE DAMAGED IN WORK AREA AS INDICATED BY BOUNDING LINES (---); TYP. DEMOLISH ALL LIGHTS AND DIFFUSERS UNLESS NOTED OTHERWISE. SEE MECH. & ELECTRICAL DRAWINGS.
33. REMOVE EXISTING DOWNSPOUT AND PREPARE TO RECEIVE NEW DOWNSPOUT.



2 PARTIAL ROOF DEMOLITION PLAN - ALTERNATE
A1.2 SCALE 1 / 8 " = 1 ' . 0 "



1 PARTIAL ROOF DEMOLITION PLAN
A1.2 SCALE 1 / 8 " = 1 ' . 0 "

DEMOLITION LEGEND

- EXISTING EXTERIOR WALL TO REMAIN
EXISTING WALL TO BE REMOVED
EXISTING WALL - DRYWALL TO BE REMOVED & STUDS TO REMAIN
EXISTING DOOR/FRAME TO BE REMOVED UNLESS NOTE OTHERWISE.
EXISTING WINDOW TO BE REMOVED.
EXISTING CASEWORK TO BE REMOVED.
- HATCH NOTES AREAS NO ARCHITECTURAL DEMO IN THIS AREA REFER TO MEP FOR OTHER REQUIREMENTS
(N.N.W.) NO NEW ARCHITECTURAL WORK, REFER TO ALL OTHER DISCIPLINE'S DRAWINGS FOR FULL EXTENT OF WORK.
EXISTING CEILING, SOFFIT, ETC. TO BE REMOVED.
EXISTING INTERIOR WALL TO REMAIN



GENERAL NOTES:

- CONTRACTOR SHALL HOLD A PRE-DEMOLITION/INSTALLATION CONFERENCE WITH THE OWNER & ARCHITECT WHICH OUTLINES STRATEGY FOR KEEPING AREA OUTSIDE & ADJACENT TO THE PROJECT AREA OPEN TO THE PUBLIC, SAFE & OPERATIONAL DURING ENTIRE PROJECT TIMELINE INCLUDING THE TIME UNTIL THE FUTURE PROJECT BEGINS. CONFERENCE SHALL ALSO INCLUDE STRATEGIES FOR ALL MAJOR WORK AREAS, TYPICAL.
- ALL DIMENSIONS, ELEVATIONS AND PHYSICAL CONDITIONS SHOWN ON THE DRAWINGS FOR EXISTING STRUCTURES ARE BASED ON LIMITED FIELD INSPECTIONS AND OTHER AVAILABLE SOURCES. SUCH DEPICTIONS OF EXISTING CONSTRUCTION ARE INTENDED TO BE GENERAL, APPROXIMATE AND LIMITED TO THOSE AREAS FOR WHICH WORK IS REQUIRED, AND ARE PROVIDED ONLY FOR THE CONVENIENCE OF THE CONTRACTOR. PRIOR TO BIDDING, CONDUCT A CAREFUL EXAMINATION OF EXISTING CONDITIONS AT THE SITE APPLICABLE TO THE WORK.
- THE EXACT EXTENT OF THE CONSTRUCTION WORK CANNOT BE NECESSARILY OR ACCURATELY DETERMINED PRIOR TO COMMENCEMENT OF WORK. ACTUAL FIELD CONDITIONS MAY REQUIRE MODIFICATIONS TO THE CONSTRUCTION DETAILS, MATERIAL QUANTITIES AND EXTENT OF THE MODIFICATION WORK SHOWN ON CONTRACT DRAWINGS. PERFORM THE WORK TO MEET FIELD CONDITIONS ENCOUNTERED.
- EXAMINE AND FIELD VERIFY ALL EXISTING AND GIVEN DIMENSIONS AND CONDITIONS PRIOR TO COMMENCEMENT OF THE WORK. REPORT VARIANCES FROM THE DRAWINGS AND POTENTIAL INTERFACES PROMPTLY TO THE ARCHITECT. INCORPORATE ACTUAL FIELD CONDITIONS AND DIMENSIONS IN THE WORK AND INDICATE CHANGES AND ADJUSTMENTS ON DRAWINGS SUBMITTED FOR APPROVAL.

DEMOLITION NOTES:

REFER TO MECHANICAL, ELECTRICAL, & PLUMBING DRAWINGS FOR M.E.P. DEMOLITION SCOPE OF WORK.

- G.C. TO PROPERLY REMOVE AND IMMEDIATELY DISPOSE OF ALL DEMOLISHED MATERIAL FROM THE PROJECT SITE, UNLESS OTHERWISE NOTED.
- REMOVE AND DISPOSE OF ALL EXISTING FURNITURE WITHIN THE BUILDING. FURNITURE INCLUDES, BUT IS NOT LIMITED TO CLASSROOM DESKS, CHAIRS AND TABLES, OFFICE DESKS, CHAIRS, FILE CABINETS, BOOKSHELVES, TABLES, AND OTHER MISCELLANEOUS SHELVES AND TABLES.
- ALL MISCELLANEOUS WALL MTD. ITEMS THROUGHOUT BUILDING SHALL BE REMOVED & SALVAGED, INCLUDING BUT NOT LIMITED TO WALL MOUNTED CLOCKS, TACK BOARDS, BULLETIN BOARDS, ETC. (TURN OVER TO MOUNT SAINT MARY COLLEGE.)
- REMOVE & SALVAGE ALL EXISTING WALL AND CEILING MOUNTED AUDIO VISUAL EQUIPMENT INCLUDING BUT NOT LIMITED TO PROJECTORS, SCREENS, TELEVISIONS, AND ASSOCIATED MOUNTING HARDWARE AND BRACKETS. (TURN OVER TO MOUNT SAINT MARY COLLEGE.)
- REMOVE ALL CEILING FINISHES AND THEIR ASSOCIATED INSTALLATION MATERIALS TO EXPOSE EXISTING STRUCTURAL FLOOR & ROOF DECK UNLESS NOTED OTHERWISE.
- REMOVE ALL FLOOR FINISHES AND THEIR ASSOCIATED INSTALLATION MATERIALS INCLUDING THRESHOLD STRIPS, UNDERLAYMENT, ADHESIVES, AND TACK STRIPS CLEAR TO SUB-FLOOR IN ALL AREAS UNLESS NOTED OTHERWISE. CERAMIC TILE, UNDERLAYMENT AND MUD-SETTING BEDS TO BE REMOVED.
- REMOVE ALL INTERIOR CERAMIC WALL TILE OR G.W.B. FURRING TO EXPOSE CMU BLOCK PARTITION THROUGHOUT BUILDING AS REQUIRED.
- REMOVE ALL INTERIOR NON-BEARING OFFICE/ROOM PARTITIONS, INTERIOR DOORS, FRAMES, & CASEWORK AS INDICATED ON DRAWINGS. THIS SHALL INCLUDE CMU, STUD, BRICK, ETC. WALLS AND WALL SYSTEMS/FURRING ON INTERIOR & EXTERIOR WALLS. ALL EXISTING STRUCTURAL STEEL COLUMNS TO REMAIN, UNLESS NOTED OTHERWISE.
- CONTRACTOR SHALL TAKE ALL PRECAUTIONS TO MINIMIZE DAMAGE TO AREAS NOT SCHEDULED FOR DEMOLITION. ANY DAMAGE AS A RESULT OF DEMOLITION SHALL BE IMMEDIATELY REPAIRED.
- REMOVE ALL SOFFITS AND CEILINGS IN WORK AREA, INCLUDING BUT NOT LIMITED TO, A.C.T. & GRID, WOOD, G.W.B., ETC. ALL LIGHT FIXTURES, AND ALL RELATED HARDWARE AND ACCESSORIES TO THE EXPOSED STRUCTURE ABOVE CEILING, UNLESS NOTED OTHERWISE. REFER TO M.E.P. DRAWINGS FOR MORE DETAIL.
- CONTRACTOR SHALL PREVENT MOVEMENT OF STRUCTURE. PROVIDE AND PLACE BRACING AND SUPPORTS OR SHORING AND BE RESPONSIBLE FOR SAFETY AND SUPPORT OF STRUCTURE. CONTRACTOR SHALL ASSUME LIABILITY FOR SUCH MOVEMENT, SETTLEMENT, DAMAGE, OR INJURY. CONTRACTOR SHALL CEASE OPERATION AND NOTIFY THE OWNER IMMEDIATELY IF SAFETY OF STRUCTURE APPEARS ENDANGERED. CONTRACTOR TO TAKE PRECAUTIONS TO PROPERLY SUPPORT STRUCTURE. DO NOT RESUME OPERATIONS UNTIL SAFETY IS RESTORED.
- CONTRACTOR SHALL CAP UTILITY SERVICES WITHIN AREAS OF DEMOLITION WHICH ARE SHOWN AS BEING REUSED. NOTIFY THE AFFECTED UTILITY COMPANY AND OWNER IN ADVANCE AND OBTAIN APPROVAL BEFORE STARTING THE WORK. REFER TO M.E.P. DRAWINGS FOR FURTHER CLARIFICATION.
- PERFORM DEMOLITION IN ACCORDANCE WITH APPLICABLE AUTHORITIES HAVING JURISDICTION.
- DEMOLISH ALL EXISTING ABANDONED DUCTS, PIPING, TANKS, WIRING, CABLING, EQUIPMENT, ETC. ABOVE CEILINGS AND IN WALLS NOT ALREADY SCHEDULED TO BE REMOVED.
- PROVIDE SELF-LEVELING FLOORING COMPOUND OVER DEMOLISHED AREAS OF EXISTING TILE TO PREPARE FOR NEW FINISHED FLOORING.



KIMMEL BOGRETTE
Architecture + Site

Blue Bell, PA 19422
482 Norrisown Road, Suite 200
Phone 610.834.7805
Facsimile 610.834.7815
© COPYRIGHT 2021 KIMMEL BOGRETTE ARCHITECTURE + SITE, INC. ALL RIGHTS RESERVED

MOUNT SAINT MARY COLLEGE, GUZMAN HALL
COMMUNITY WELLNESS CENTER

330 POWELL AVE.
NEWBURGH, NY 12550

Bid Issue Date:
8/9/2021
Drawn By:
SLJ/MSP
Checked By:
JH/LG
Scale:

PARTIAL
Sheet Name: DEMO ROOF PLANS
Progress Prints:
Revisions:
1
2
3
4

A1.3