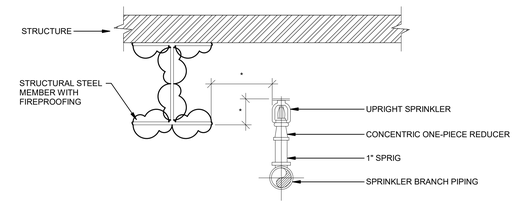

*POSITION DEFLECTOR WITH RESPECT TO STRUCTURAL ELEMENTS PER NFPA 13 REQUIREMENTS FOR CONSTRUCTION TYPE.

FS06 UPRIGHT SPRINKLER

SCALE: NONE

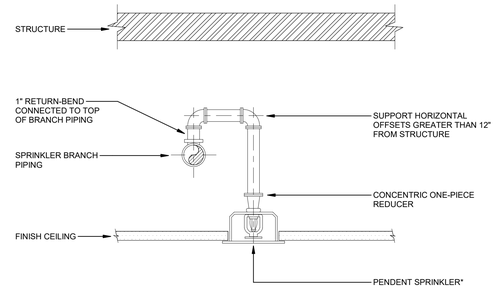

*CONCEALED SHOWN FOR ILLUSTRATION ONLY. SEE SPECIFICATIONS FOR PROJECT SPECIFIC REQUIREMENTS

FS03 RETURN-BEND PIPING

SCALE: NONE

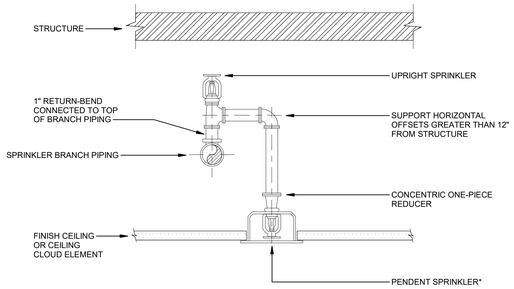

*CONCEALED SHOWN FOR ILLUSTRATION ONLY. SEE SPECIFICATIONS FOR PROJECT SPECIFIC REQUIREMENTS

FS01 RETURN-BEND PIPING (SPRINKLER PROTECTION ABOVE AND BELOW FINISH CEILING)

SCALE: NONE

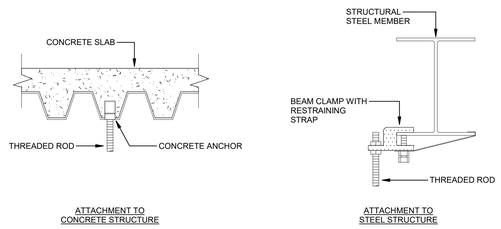

ATTACHMENT TO CONCRETE STRUCTURE

ATTACHMENT TO STEEL STRUCTURE

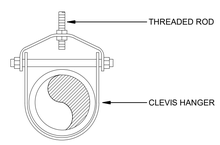

PIPE HANGERS FOR NPS 4" AND LARGER

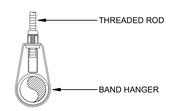

PIPE HANGERS FOR NPS 3" AND SMALLER

NOTE: SPRINKLER PIPING SHALL NOT BE SUPPORTED FROM METAL ROOF DECKING

NFPA 13 MINIMUM REQUIRED HANGER ROD SIZES	
PIPE SIZE	DIAMETER OF ROD
UP TO AND INCLUDING 4"	3/8"
5", 6", 8"	1/2"
10", 12"	5/8"

SURGE RESTRAINT

PROVIDE SURGE RESTRAINT AT HANGER VIA RESTRAINT CLIP OR THREADED ROD EXTENSION TO PIPE SURFACE AS REQUIRED BY NFPA 13.

1. END OF BRANCH PIPING WHERE MAXIMUM SYSTEM PRESSURE EXCEEDS 100 PSI.
2. RETURN BEND OFFSETS GREATER THAN 12" WHERE MAXIMUM SYSTEM PRESSURE EXCEEDS 100 PSI.
3. RETURN BEND OFFSETS GREATER THAN 24"

FS07 PIPING SUPPORT

SCALE: NONE

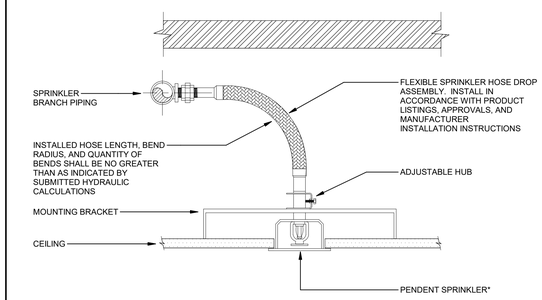

*CONCEALED SHOWN FOR ILLUSTRATION ONLY. SEE SPECIFICATIONS FOR PROJECT SPECIFIC REQUIREMENTS

FS04 FLEXIBLE SPRINKLER HOSE DROP

SCALE: NONE

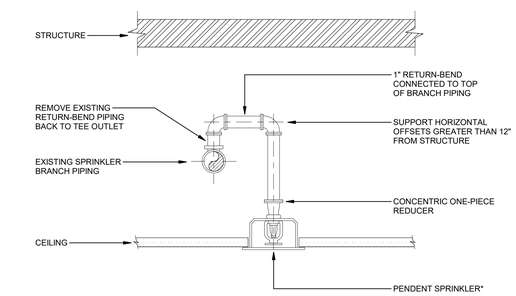

*CONCEALED SHOWN FOR ILLUSTRATION ONLY. SEE SPECIFICATIONS FOR PROJECT SPECIFIC REQUIREMENTS

FS02 RETURN-BEND PIPING CONNECTED TO EXISTING BRANCH PIPING

SCALE: NONE

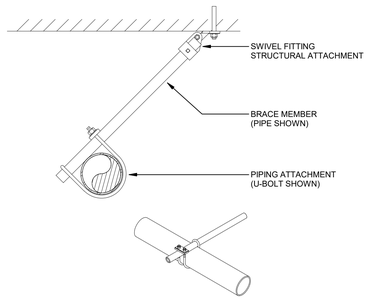

FS05 LATERAL SEISMIC BRACE

SCALE: NONE

CROCKFORDS - RESORTS WORLD CATSKILLS

888 resorts World Dr
Monticello, NY 12701

JCJARCHITECTURE
120 HUYSHOPE AVENUE
SUITE 400
HARTFORD, CT 06106
860.247.9226

© 2021 JCJ Architecture

CONSULTANT:

VANDERWEIL
R.G. Vanderweil Engineers, LLP | 617.423.7423 TEL
274 Summer Street | 617.423.7461 FAX
Boston, MA 02210 | vanderweil.com

BIDDING & CONSTRUCTION
07/06/2022

ISSUE	07/06/2022
JOB	30860.00
DRAWN	Author
SCALE	1 : 10

REVISIONS

Date 1 Revision 1

FIRE PROTECTION DETAILS

FP-6

7/6/2022 2:23:42 PM
DRAWING PRINTED FULL SIZE (100%) = 30"x42" DRAWING PRINTED HALF SIZE (50%) WILL FIT ON A SHEET 18"x24" WITH 1.5" OF EXTRA SPACE ON ALL FOUR SIDES. DRAWING PRINTED NEAR ALT THIRD SIZE (37.5%) = 11.25"x15.75" WILL FIT TIGHTLY ON 11"x17" INDIVIDUAL FIT, 1/4", 1/8", 1/16" AND 1/32" VIEW SCALES WILL TRANSLATE BY MULTIPLYING THE DENOMINATOR BY 2 AND MAKING THE NUMERATOR 3. FOR EXAMPLE, 1/8"=1'-0" AT 1/3" PN WILL BE 3/8"=1'-0" FOR SCALES AT 3/4", 3/8", 3/16" AND 3/32" THE TRANSLATION IS CLOSE ENOUGH TO USE THE DENOMINATOR EQUIVALANT AND CHANGE THE NUMERATOR TO 1. EXAMPLE 3/4"=1'-0" AT 1/3" PN WILL BE NEAREST TO 1/4"=1'-0"