


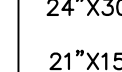



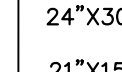



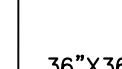



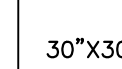



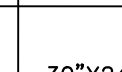

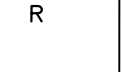





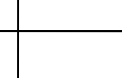

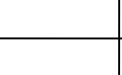

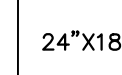



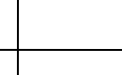


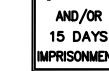



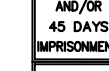
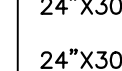





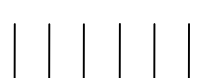


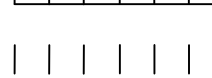




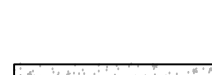




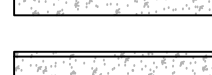

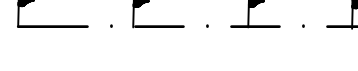


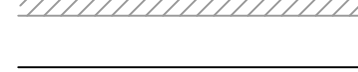


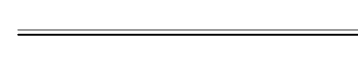






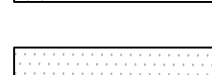


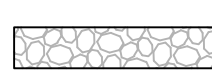


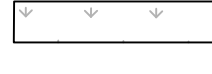




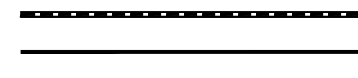


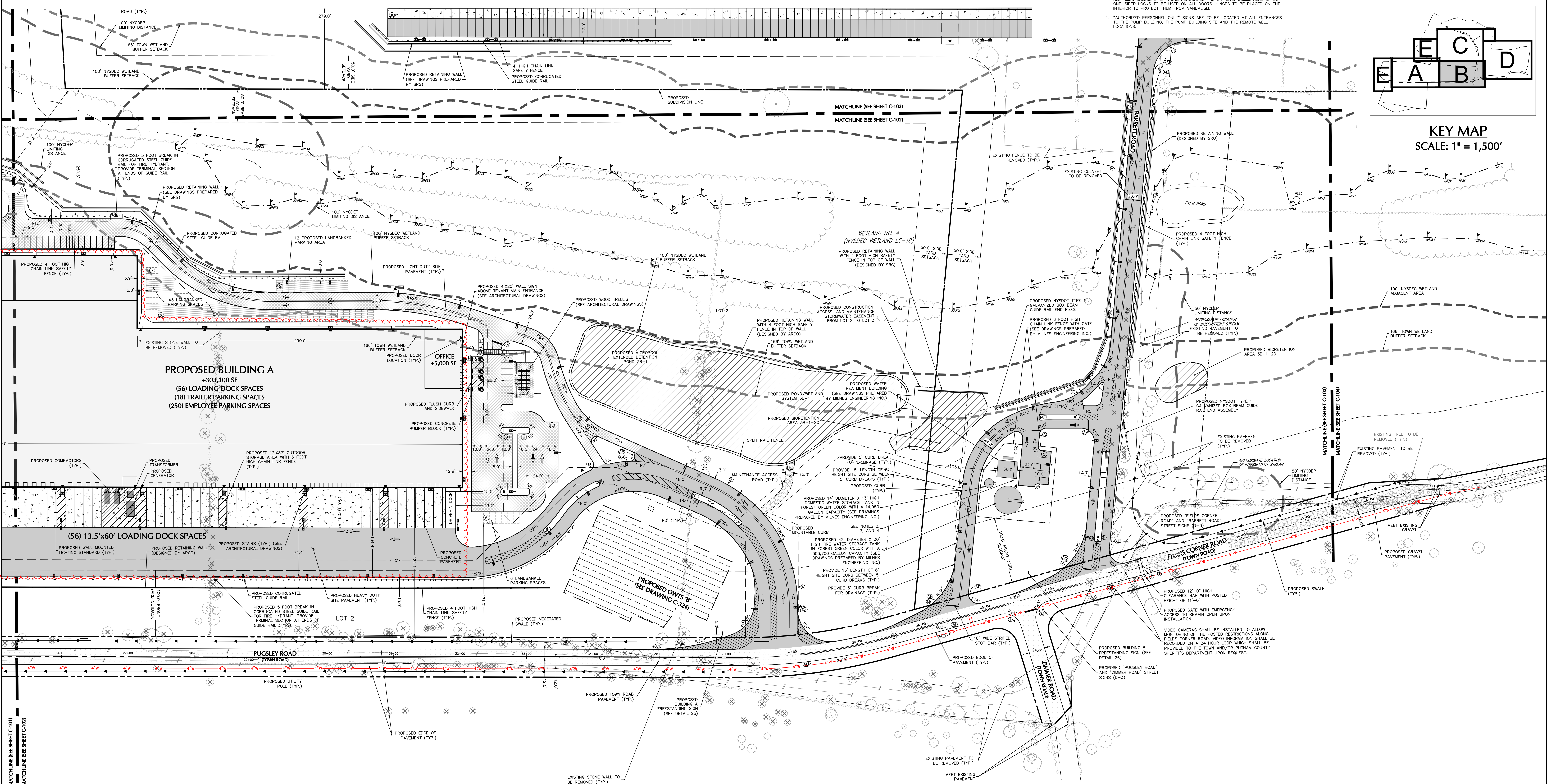


PROPOSED SIGN SCHEDULE																															
NUMBER DESIGNATION	SIGN	SIZE	DESCRIPTION	MOUNTING TYPE	MOUNTING HEIGHT	REGULATORY	REFLECTORIZED	NUMBER DESIGNATION	SIGN	SIZE	DESCRIPTION	MOUNTING TYPE	MOUNTING HEIGHT	REGULATORY	REFLECTORIZED	NUMBER DESIGNATION	SIGN	SIZE	DESCRIPTION	MOUNTING TYPE	MOUNTING HEIGHT	REGULATORY	REFLECTORIZED	NUMBER DESIGNATION	SIGN	SIZE	DESCRIPTION	MOUNTING TYPE	MOUNTING HEIGHT	REGULATORY	REFLECTORIZED
A		30"x30"	WHITE ON RED	STEEL CHANNEL	7'-0"	R1-1	X	O		36"x12"	BLACK ON WHITE	STEEL CHANNEL (2)	7'-0"	R6-1(R)	X	Y		24"x30" 24"x18"	BLACK ON WHITE	STEEL CHANNEL	7'-0"	NYRS-12 (MODIFIED) M5-4	X	AJ		24"x30" 21"x15"	BLACK ON WHITE	STEEL CHANNEL	7'-0"	NYRS-12 (MODIFIED) M6-2(R)	X
B		12"x18" 12"x6"	GREEN & BLUE ON WHITE	STEEL CHANNEL	7'-0"	R7-8 R7-8A	X	P		18"x18"	YELLOW	STEEL CHANNEL	4'-0"	OM1-3	X	Z		24"x30" 24"x18"	BLACK ON WHITE	STEEL CHANNEL	7'-0"	NYRS-12 (MODIFIED) M5-6	X	AK		24"x30" 21"x15"	BLACK ON WHITE	STEEL CHANNEL	7'-0"	NYRS-12 (MODIFIED) M6-2(R)	X
C		12"x18"	RED ON WHITE	STEEL CHANNEL	7'-0"	NYR1-2	X	Q		36"x36" X36"	RED ON WHITE	STEEL CHANNEL	7'-0"	R1-2	X	AA		24"x30" 21"x15"	BLACK ON WHITE	STEEL CHANNEL	7'-0"	NYRS-12 (MODIFIED) M6-1(R)	X	AN		36"x30" X30"	RED ON WHITE	STEEL CHANNEL	7'-0"	R1-2	X
D		30"x30"	BLACK ON YELLOW	STEEL CHANNEL	7'-0"	W11-2	X			24"x24"	BLACK AND RED ON WHITE			R5-2		AB		24"x30" 21"x15"	BLACK ON WHITE	STEEL CHANNEL	7'-0"	NYRS-12 (MODIFIED) M6-1(L)	X			30"x30"	BLACK ON WHITE	STEEL CHANNEL	7'-0"	R6-5P	X
F		24"x30"	BLACK ON WHITE	STEEL CHANNEL	7'-0"	R4-7	X			24"x30"	BLACK ON WHITE	STEEL CHANNEL (2)	5'-0"	R5-2	X	AC		24"x30" 24"x18"	BLACK ON WHITE	STEEL CHANNEL	7'-0"	NYRS-12 (MODIFIED) M5-6	X	AO		30"x24"	BLACK ON WHITE	STEEL CHANNEL	4'-0"	R6-4	X
G		18"x30"	BLACK ON WHITE	STEEL CHANNEL	7'-0"	R4-7C	X	R		24"x12"	BLACK ON WHITE	STEEL CHANNEL (2)		R5-4	X	AD		24"x30" 24"x18"	BLACK ON WHITE	STEEL CHANNEL	7'-0"	NYRS-12 (MODIFIED) M5-4	X	AP		30"x30"	BLACK ON YELLOW	STEEL CHANNEL	7'-0"		X
I		30"x30"	BLACK ON YELLOW	STEEL CHANNEL	7'-0"	W14-1	X							R10-19P		AE		24"x30" 21"x15"	BLACK ON WHITE	STEEL CHANNEL	7'-0"	NYRS-12 (MODIFIED) M6-3	X			36"x36"		STEEL CHANNEL (2)		W12-2	
J		24"x24"	BLACK AND RED ON WHITE	STEEL CHANNEL	7'-0"	R5-2	X	S		36"x36" 24"x18"	BLACK ON YELLOW	STEEL CHANNEL (2)	7'-0"	W3-7 (MODIFIED) W16-5P(L)	X	AF		24"x30" 21"x15"	BLACK ON WHITE	STEEL CHANNEL	7'-0"	NYRS-12 (MODIFIED) M6-1(R)	X	AQ		36"x36"	BLACK ON YELLOW	STEEL CHANNEL (2)	5'-0"	W16-2P W3-7 (MODIFIED)	X
K		30"x36"	BLACK ON WHITE	STEEL CHANNEL	7'-0"	NYR8-10	X	T		36"x18"	BLACK ON WHITE	CLEARANCE BAR	12'-6"	NYRS-6	X			30"x30"	WHITE ON RED	STEEL CHANNEL	7'-0"	R1-1	X			24"x30"		STEEL CHANNEL (2)		NYR3-33 (MODIFIED)	
M		30"x30"	RED ON WHITE	STEEL CHANNEL	7'-0"	R5-1	X	W		24"x30" 21"x15"	BLACK ON WHITE	STEEL CHANNEL	7'-0"	NYRS-12 (MODIFIED) M6-2(R)	X	AH		24"x24"	BLACK AND RED ON WHITE	STEEL CHANNEL	7'-0"	R3-2	X	AR		24"x30" 24"x30"	BLACK ON WHITE	STEEL CHANNEL (2)	5'-0"	NYR3-33 (MODIFIED) NYR3-33 (MODIFIED)	X
N		36"x12"	BLACK ON WHITE	STEEL CHANNEL (2)	7'-0"	R6-1(L)	X	X		24"x30"	BLACK ON WHITE	STEEL CHANNEL	7'-0"	NYR3-14 (MODIFIED)	X	AI		24"x24"	BLACK AND RED ON WHITE	STEEL CHANNEL	7'-0"	R3-2	X			24"x30"		STEEL CHANNEL		NYR7-3P (MODIFIED) NYR3-19 (MODIFIED)	X
																								AY		24"x30"	BLACK ON WHITE	STEEL CHANNEL	7'-0"		

LEGEND					
	EXISTING/PROPOSED PROPERTY LINE		PROPOSED ACCESSIBLE PARKING SPACES WITH NUMBER OF SPACES INDICATED (REFER TO SCHED. DETAILS)		EXISTING TREE AND DESIGNATION
	PROPOSED SUBDIVISION LINE		PROPOSED PARKING SPACES WITH NUMBER OF SPACES INDICATED (REFER TO SCHED. DETAILS)		EXISTING TREE TO BE REMOVED
	ADJACENT PROPERTY LINE		PROPOSED PARKING SPACES TO BE "LANEBANKED"		PROPOSED HYDRANT
	EXISTING BUILDING SETBACK LINE				PROPOSED UTILITY POLE
	EXISTING NYSDOT WETLAND BUFFER		PROPOSED CONCRETE SIDEWALK		PROPOSED CORRUGATED STEEL GUIDE RAIL
	EXISTING TOWN WETLAND BUFFER				PROPOSED BOX BEAM GUIDE RAIL
	EXISTING NYSDOT LIMITING DISTANCE		PROPOSED MONOLITHIC CONCRETE SIDEWALK & CURB		PROPOSED RETAINING WALL WITH FENCE IN N TOP OF WALL (DESIGNED BY ARCO)
	EXISTING WETLAND LINE AND DELINEATION		PROPOSED HEAVY DUTY SITE PAVEMENT		PROPOSED SAWCUT LINE
	EXISTING BUILDING LINE		PROPOSED LIGHT DUTY SITE PAVEMENT		PROPOSED 2'-4" WIDE WHITE STOP LINE
	EXISTING PAVEMENT EDGE		PROPOSED NYSDOT PAVEMENT		PROPOSED 2'-4" WIDE YELLOW LINES 8" O.C.
	EXISTING CURB LINE		PROPOSED CONCRETE APRON		PROPOSED ARROW MARKING ON PAVEMENT
	EXISTING STONE WALL		PROPOSED TOWN ROAD PAVEMENT		PROPOSED WORD MARKING ON PAVEMENT
	EXISTING FENCE		PROPOSED LANDBANKED PAVEMENT		PROPOSED SIGN LOCATION & DESIGNATION
	EXISTING TREE LINE		PROPOSED MAINTENANCE ACCESS ROAD		PROPOSED FENCE
	EXISTING TREE		PROPOSED PERMEABLE PAVEMENT SECTION		EXISTING FEATURE TO BE REMOVED
	EXISTING UTILITY POLE				
	EXISTING SIGN				
	PROPOSED BUILDING LINE				
	PROPOSED WATER STORAGE TANK LINE				
	PROPOSED SITE CURB				
	PROPOSED MOUNTABLE CURB				
	PROPOSED FLUSH CURB				
	PROPOSED NYSDOT CURB				
	PROPOSED EDGE OF PAVEMENT				

- NOTES:
- EXISTING CONDITIONS DEPICTED ON THIS PLAN HAVE BEEN TAKEN FROM SURVEYS PREPARED BY BAEZ & WATSON, SURVEYING AND ENGINEERING, P.C.
 - THE ENTIRE PERIMETER OF THE PUMP BUILDING SITE TO BE ILLUMINATED FOR SECURITY PURPOSES. PROVIDE SHIELDING AS APPLICABLE AND MEET ALL APPLICABLE ORDINANCES RELATED TO LIGHTING.
 - PUMP BUILDING DOORS AND ACCESS GATE TO THE SITE SHALL BE LOCKED AT ALL TIMES UNLESS OPERATIONS PERSONNEL ARE ON-SITE. COMMERCIAL GRADE, ONE-SIDED LOCKS TO BE USED ON ALL DOORS. HINGES TO BE PLACED ON THE INTERIOR TO PROTECT THEM FROM VANDALISM.
 - AUTHORIZED PERSONNEL ONLY SIGNS ARE TO BE LOCATED AT ALL ENTRANCES TO THE PUMP BUILDING, THE PUMP BUILDING SITE AND THE REMOTE WELL LOCATIONS.



03/06/2023

REVISED BUILDING B STORM ROOF LEADERS

8

02/10/2023

REV. NEW LOT LINE / SITE GRADING & STORM

7

12/30/2022

REV. BUILDING A UTILITIES

6

04/26/2023

REV. BUILDING A LOCATION BASED ON AS-BUILT SURVEY

9

12/16/2022

REV. PER WATERSHED INSPECTOR GENERAL COMMENTS

5

DATE

DESCRIPTION

NO.

DATE

DESCRIPTION

NO.

Revisions

Revisions

50

25

0

SCALE IN FEET

STATE OF NEW YORK

SEAL

PROFESSIONAL ENGINEER

NY LIC. NO. 081473

05/03/2023

DATE

LANGAN

LANGAN ENGINEERING, ENVIRONMENTAL, SURVEYING, LANDSCAPE ARCHITECTURE, AND GEOLOGY, D.P.C.

ONE NORTH BROADWAY, SUITE 910

WHITE PLAINS, NY 10601

T: 914.323.7400 F: 914.323.7401 WWW.LANGAN.COM

Project

Lincoln Logistics Brewster

Town of SouthEast

Putnam County

New York

Drawing Title

SITE PLAN B (2 OF 5)

Project No.

190065201

Date

1/28/2022

Drawn By

JMSK

Checked By

CZMF

Drawing No.

C-102

Sheet 11 of 96

846

DATE: 5/2/2023 TIME: 15:00 USER: ccollet STYLE: Table Langan.tbl LAYOUT: C5102 Document Code: 190065201-0501-C5101-0103