

5/4/2023 4:37:43 PM

DRAWING LEGEND

- INDICATES EGRESS PATH AND DISTANCE TO EXITS
- EXIT
98
20
36
- EXIT / DOOR WIDTH
OCCUPANCY COUNT
REQUIRED WIDTH (INCHES)
ACTUAL EXIT WIDTH
- A-3
64
- USE GROUP IN SPACE
MAX OCCUPANCY
- ST-EX
- SIGN LOCATION PER OWNER

GENERAL NOTES:

1. PROJECT WILL BE EQUIPPED WITH EMERGENCY LIGHTING. REF. ELECT. DWGS. FOR LOCATIONS.

GENERAL CONSTRUCTION CODE DATA

ALL WORK SHALL COMPLY WITH THE RELATED PROVISIONS OF THE 2020 UNIFORM CODE OF NEW YORK STATE WHICH ADOPTS THE 2018 IBC, ITS REFERENCE STANDARDS, AND ALL LOCAL LAW REGULATIONS.

TO THE BEST OF MY KNOWLEDGE, BELIEF AND PROFESSIONAL JUDGMENT, THESE PLANS AND SPECIFICATIONS ARE EXEMPT FROM THE ENERGY CONSERVATION CONSTRUCTION CODE OF NEW YORK STATE DUE TO THE SECTION LISTED BELOW:

BUILDING CODE: 2020 INTERNATIONAL ENERGY CONSERVATION CODE (2020 IECC) WITH 2018 NYS SUPPLEMENT

BUILDING CODE SECTION

SECTION C402.1.1 LOW-ENERGY BUILDINGS

THE FOLLOWING LOW-ENERGY BUILDINGS, OR PORTIONS THEREOF SEPARATED FROM THE REMAINDER OF THE BUILDING BY BUILDING THERMAL ENVELOPE ASSEMBLIES COMPLYING WITH THIS SECTION, SHALL BE EXEMPT FROM THE BUILDING THERMAL ENVELOPE PROVISIONS OF SECTION C402.

2. THOSE THAT DO NOT CONTAIN CONDITIONED SPACE.

BUILDING CODE: 2020 NYS BUILDING CODE (2018 IBC)

BATHHOUSE #231 & #322

BUILDING CODE SECTION

SECTION	USE GROUP	REQUIRED	PROVIDED
SECTION 302.1	AREA - VB CONSTRUCTION	5,500 SF PER STORY	658 SF
TABLE 601	CONSTRUCTION CLASSIFICATION	VB	VB
	STRUCTURAL FRAME	0 HR.	0 HR.
	BEARING WALLS - EXTERIOR	0 HR.	0 HR.
	BEARING WALLS - INTERIOR	0 HR.	0 HR.
	NON-BEARING WALLS - EXTERIOR	0 HR.	0 HR.
	NON-BEARING WALLS - INTERIOR	0 HR.	0 HR.
	FLOORS	0 HR.	0 HR.
	ROOF	0 HR.	0 HR.
SECTION 707.04	SHAFT ENCLOSURE	1 HR.	NA
SECTION 903.2.7	SPRINKLERS	NOT REQUIRED	-
SECTION 906	PORTABLE FIRE EXTINGUISHERS	NOT REQUIRED	-
SECTION 1004.1.2	OCCUPANT LOAD	50 GROSS (LOCKER ROOMS) 300 GROSS (MECH. ROOM) TOTAL	12 1 13
SECTION 1005.1	EGRESS WIDTH STAIRS OTHER COMPONENTS	NA 0.2" / OCC. MIN	NA 2.77" / OCC. MIN.
SECTION 1006.3.2	NUMBER OF EXITS	1 (LESS THAN 50 OCCUPANTS)	1
SECTION 1007.1.1	ARRANGEMENT	1/2 MAX. DIAGONAL	1/2 MAX. DIAGONAL
SECTION 1017.2	TRAVEL DISTANCE	300 FT MAX	70 FT MAX

LATRINE #427

BUILDING CODE SECTION

SECTION	USE GROUP	REQUIRED	PROVIDED
SECTION 302.1	AREA - VB CONSTRUCTION	5,500 SF PER STORY	324 SF
TABLE 601	CONSTRUCTION CLASSIFICATION	VB	VB
	STRUCTURAL FRAME	0 HR.	0 HR.
	BEARING WALLS - EXTERIOR	0 HR.	0 HR.
	BEARING WALLS - INTERIOR	0 HR.	0 HR.
	NON-BEARING WALLS - EXTERIOR	0 HR.	0 HR.
	NON-BEARING WALLS - INTERIOR	0 HR.	0 HR.
	FLOORS	0 HR.	0 HR.
	ROOF	0 HR.	0 HR.
SECTION 707.04	SHAFT ENCLOSURE	1 HR.	NA
SECTION 903.2.7	SPRINKLERS	NOT REQUIRED	-
SECTION 906	PORTABLE FIRE EXTINGUISHERS	NOT REQUIRED	-
SECTION 1004.1.2	OCCUPANT LOAD	50 GROSS (LOCKER ROOM)	6
SECTION 1005.1	EGRESS WIDTH STAIRS OTHER COMPONENTS	NA 0.2" / OCC. MIN	NA 12" / OCC. MIN.
SECTION 1006.3.2	NUMBER OF EXITS	1 (LESS THAN 50 OCCUPANTS)	1
SECTION 1007.1.1	ARRANGEMENT	1/2 MAX. DIAGONAL	1/2 MAX. DIAGONAL
SECTION 1017.2	TRAVEL DISTANCE	300 FT MAX	38 FT MAX



New York State
Parks, Recreation and
Historic Preservation

Governor Kathy Hochul

Commissioner Erik Kulesseid

IT IS A VIOLATION OF STATE EDUCATION LAW FOR ANY PERSON, UNLESS UNDER THE DIRECTION OF A LICENSED ARCHITECT/ENGINEER TO ALTER THIS DOCUMENT IN ANYWAY. ALTERATIONS MUST HAVE THE SEAL AFFIXED ALONG WITH A DESCRIPTION OF THE ALTERATIONS, DATE AND ARCHITECTS/ENGINEERS SIGNATURE. COPYRIGHT © 2023

Architect:

Saratoga Associates
21 Congress Street, Suite 201
Saratoga Springs, NY 12866

SARATOGA
ASSOCIATES

Landscape Architects, Architects
Engineers, and Planners, P.C.

Surveyor/ Structural/ MEP
Engineer:

LaBella Associates
105 N. Tioga Street, Suite 200
Ithaca, NY 14850



Certificate of Authorization Number:
Professional Engineering: 015281
Land Surveying: 017973
Geological: 018750

Palisades Region

Palisades Interstate Park Commission
Bear Mountain, New York 10911
(845) 786-2701

Executive Director: Joshua Laird

Project Title:
CAMP JUNIOR ON LAKE TIORATI -
PHASE 3

Project Location:
HARRIMAN STATE PARK

Key Plan

REVISIONS

Rev No	Description	Date

Drawn By:

KET, LLH

Design By:

LLH

Checked By:

CTS

Approved By:

CTS

Date:

3/16/23

Sheet Title:


LIFE SAFETY
PLAN

Bid Documents

Project Number:

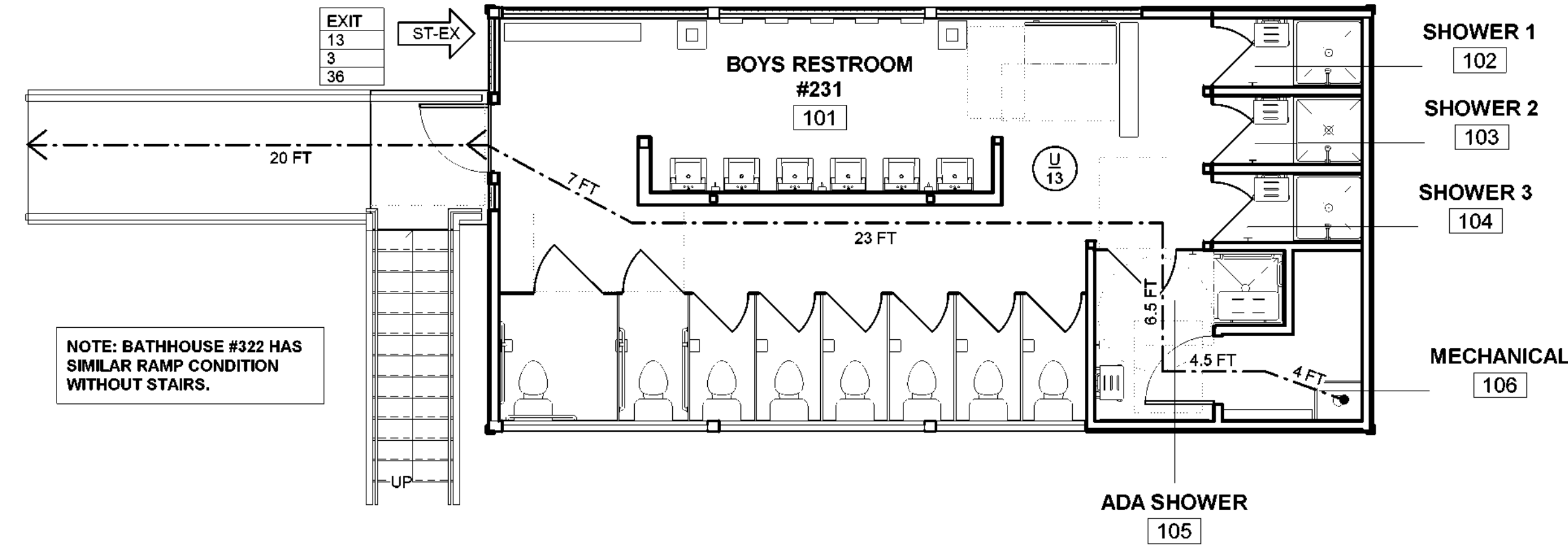
21059.23

Seal and Signature

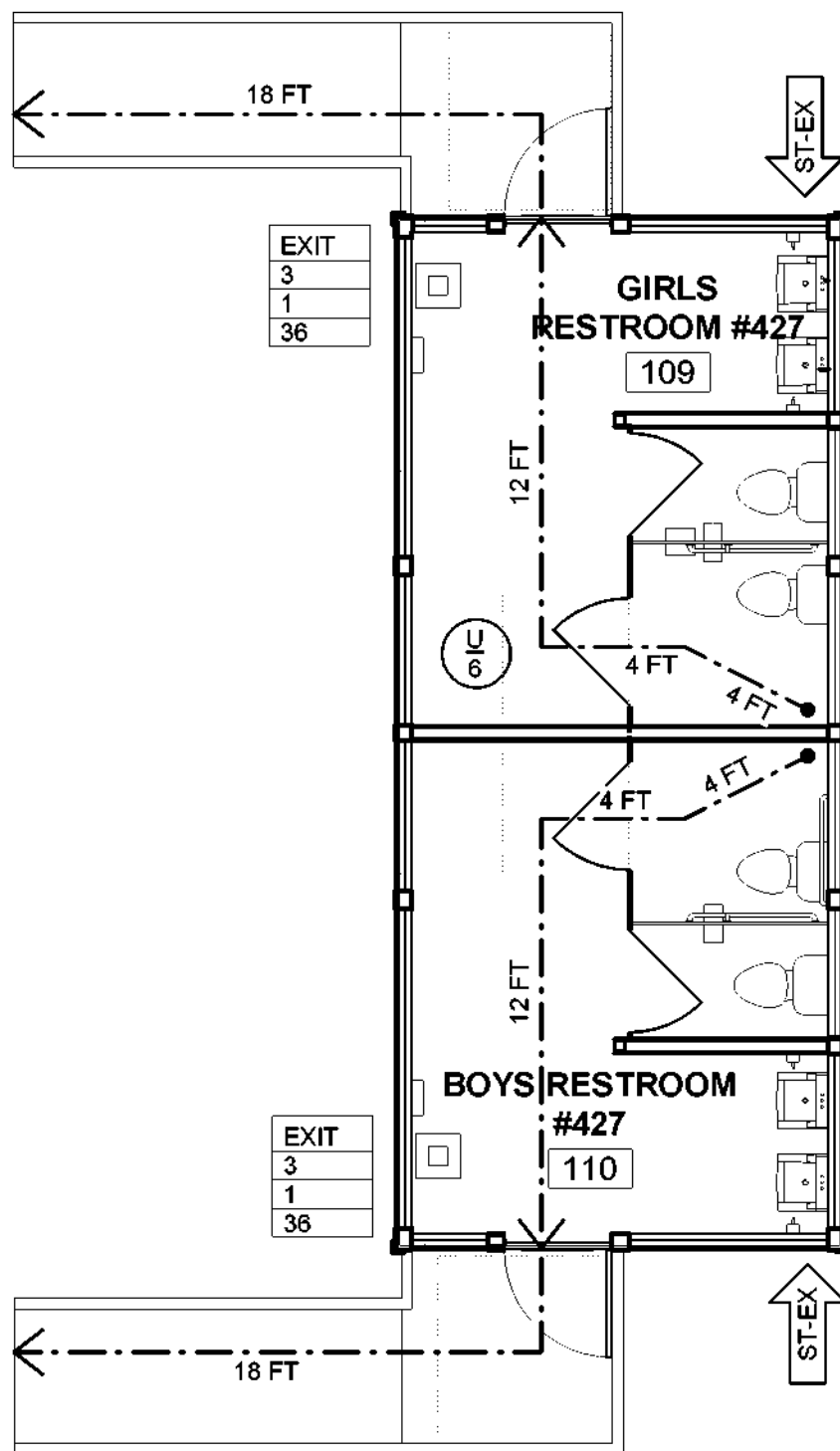


Drawing Number:

A001



1 BATHHOUSE #231 & #322 CODE PLAN
3/16" = 1'-0"



2 LATRINE #427 CODE PLAN
3/16" = 1'-0"