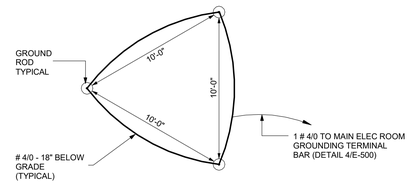

5 SERVICE GROUNDING SYSTEM
NTS

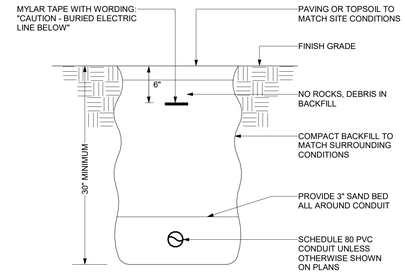

DETAIL NOTES:

A. READ THE SPECIFICATIONS.

B. REPAIR ALL SETTLEMENT.

C. MINIMUM TOP SOIL - 6".

D. WHERE ADDITIONAL CONDUITS ARE REQUIRED, INCREASE TRENCH WIDTH AND INSTALL CONDUITS WITH 3" MINIMUM SPACING.

1 TYPICAL DIRECT BURIED CONDUIT DETAIL
NTS

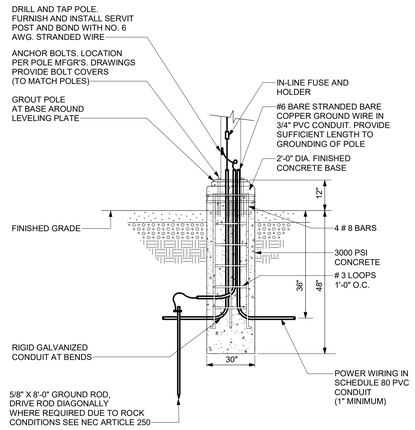

6 POLE LIGHTING STANDARD FOUNDATION DETAIL (30")
NTS

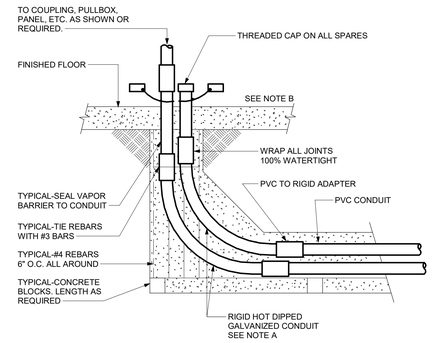

DETAIL NOTES:

A. WHERE CONDUIT STUBS UP UNDER FLOOR MOUNTED EQUIPMENT SUCH AS SWITCHGEAR, PROVIDE PVC ELBOWS IN LIEU OF RIGID SHOWN.

B. AT EACH CONDUIT STUB-UP, AFFIX ENGRAVED PLASTIC NAMEPLATE INDICATING CONDUIT NO. OR CIRCUIT IDENTIFICATION. ATTACH WITH NYLON CABLE TIE.

2 TYPICAL CONDUIT STUB-UP DETAIL
NTS

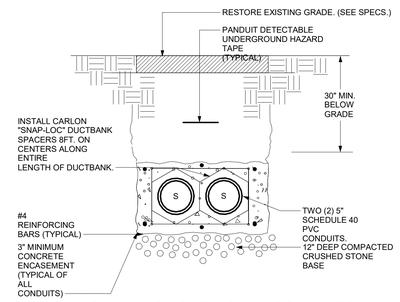

3 NEW SITE DUCT SECTION (2 CONDUITS)
NTS

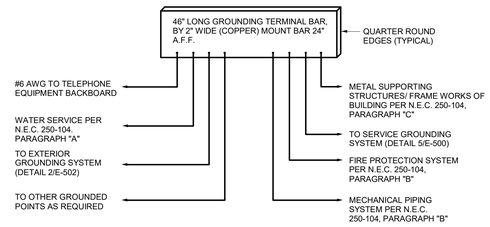

DETAIL NOTES:

A. ALL GROUND CONDUCTORS SHALL BE #4/0 BARE STRANDED COPPER INSTALLED IN A 1" PVC CONDUIT

4 MAIN ELECTRICAL ROOM GROUNDING TERMINAL BAR DETAIL
NTS

RW Monster Golf Accessory Structures

84 CHALET ROAD
KIAMESHA LAKE, NY 12751

JCJARCHITECTURE
120 HUYSHOPE AVENUE
SUITE 400
HARTFORD, CT 06106
860.247.9226

© 2019 JCJ Architecture

CONSULTANTS:

MEP & FP ENGINEER
M/E ENGINEERING
60 LAKEFRONT BOULEVARD, SUITE 320
BUFFALO, NY 14202
716.845.5092

OWNERS CONSULTANT
AKRF ENGINEERING
34 SOUTH BROADWAY, SUITE
WHITE PLAINS, NY 10601
914-949-7336

PERMIT SET
09/30/2021

P.I.C.		**L.D.**	
P.M.		**P.A.**	

ISSUE	09/30/21
JOB	H18064.14
DRAWN	DSL
SCALE	NTS

REVISIONS:

DETAILS - ELECTRICAL

E-500