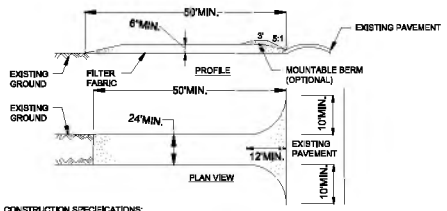

CONSTRUCTION SPECIFICATIONS:
1. STONE SIZE - USE 1-INCH TO 4-INCH STONE, OR RECLAIMED OR RECYCLED CONCRETE EQUIVALENT.
2. LENGTH - NOT LESS THAN 50 FEET
3. THICKNESS - NOT LESS THAN SIX (6) INCHES.
4. WIDTH - TWELVE (12) FOOT MINIMUM, BUT NOT LESS THAN THE FULL WIDTH AT POINTS WHERE INGRESS OR EGRESS OCCURS. TWENTY-FOUR (24) FOOT IF SINGLE ENTRANCE TO SITE.
5. FILTER FABRIC - WILL BE PLACED OVER THE ENTIRE AREA PRIOR TO PLACING OF STONE. FILTER FABRIC SHALL BE MIRAFI 500X OR APPROVED EQUAL.
6. SURFACE WATER - ALL SURFACE WATER FLOWING OR DIVERTED TOWARD CONSTRUCTION ENTRANCES SHALL BE PIPED ACROSS THE ENTRANCE. IF PIPING IS IMPRACTICAL, A MOUNTABLE BERM WITH 5:1 SLOPES WILL BE PERMITTED.
7. MAINTENANCE - THE ENTRANCE SHALL BE MAINTAINED IN A CONDITION WHICH WILL PREVENT TRACKING OR FLOWING OF SEDIMENT ONTO PUBLIC RIGHTS-OF-WAY. ALL SEDIMENT SPILLED, DROPPED, WASHED OR TRACTED ONTO PUBLIC RIGHTS-OF-WAY MUST BE REMOVED IMMEDIATELY.
8. WHEN WASHING IS REQUIRED, IT SHALL BE DONE ON AN AREA STABILIZED WITH STONE AND WHICH DRAINS INTO AN APPROVED SEDIMENT TRAPPING DEVICE.
9. PERIODIC INSPECTION AND NEEDED MAINTENANCE SHALL BE PROVIDED EVERY 7 CALENDAR DAYS AND AFTER EACH RAINFALL EVENT.

1 STABILIZED CONSTRUCTION ENTRANCE/EXIT
N.T.S.

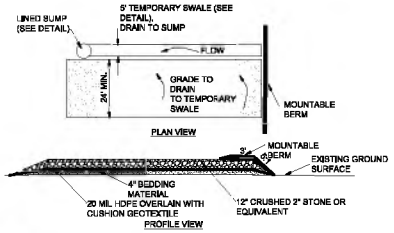

CONSTRUCTION SPECIFICATIONS
1. ANTI-TRACKING/DECONTAMINATION PAD TO BE USED IN COORDINATION WITH SUMP PIT.
2. STONE SIZE - USE 2" STONE, OR RECLAIMED OR RECYCLED CONCRETE EQUIVALENT.
3. LENGTH - NOT LESS THAN 50'.
4. THICKNESS - 12" THICK 2" STONE OVERLAYING 1 LAYER 20 MIL HIGH DENSITY POLYETHYLENE, GEOTEXTILE CUSHION AND 4" BEDDING MATERIAL.
5. WIDTH - 24' MINIMUM.
6. THE 20 MIL HDPE AND CUSHION GEOTEXTILE WILL BE PLACED OVER THE ENTIRE AREA PRIOR TO PLACING THE STONE.
7. A MOUNTABLE BERM WITH 5:1 SLOPES WILL BE PLACED ALONG THE EXIT SIDE TO PREVENT SURFACE WATER FLOW ONTO THE DECONTAMINATION PAD.
8. MAINTENANCE - THE DECONTAMINATION PAD SHALL BE MAINTAINED IN A CONDITION WHICH WILL PREVENT TRACKING OR FLOWING OF SEDIMENT OUT OF THE EXCLUSION ZONE OR PUBLIC RIGHTS-OF-WAY. ALL SEDIMENT SPILLED, DROPPED, WASHED OR TRACKED ONTO ADJACENT AREAS MUST BE REMOVED IMMEDIATELY.
9. THE DECONTAMINATION PAD WILL BE STABILIZED WITH STONE AND DRAIN ON SITE TO A SUMP. ALL WASH WATER PUMPED FROM THE SUMP WILL BE TEMPORARILY STORED IN DRUMS AND PROPERLY DISPOSED OF OFF-SITE.
10. PERIODIC INSPECTION AND NEEDED MAINTENANCE SHALL BE PROVIDED AT REGULAR INTERVALS.

2 VEHICLE WASH
N.T.S.

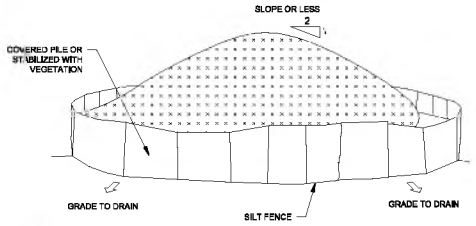

NOTES
1. AREA CHOSEN FOR SOIL STOCKPILE SHALL BE DRY AND STABLE AND NOT ON PAVEMENT.
2. MAXIMUM SLOPE OF SOIL STOCKPILE SHALL BE 2:1.
3. PRIOR TO DISTURBING FILL MATERIAL, EACH PILE SHALL BE SURROUNDED BY SILT FENCING.
4. UPON COMPLETION OF FILL MATERIAL GRADING, EACH PILE SHALL BE COVERED OR STABILIZED WITH VEGETATION.
5. SEGREGATE CERTIFIED CLEAN MATERIALS FROM OTHER MATERIALS WHEN STOCKPILING.

3 SOIL STOCKPILE DETAIL
N.T.S.

TYPE OF SOIL DISTURBANCE	SOIL RESTORATION REQUIREMENT		COMMENTS/EXAMPLES
NO SOIL DISTURBANCE	RESTORATION NOT PERMITTED		PRESERVATION OF NATURAL FEATURES
MINIMAL SOIL DISTURBANCE	RESTORATION NOT REQUIRED		CLEARING AND GRUBBING
AREAS WHERE TOPSOIL IS STRIPPED ONLY - NO CHANGE IN GRADE	HSG A &B	HSG C&D	PROTECT AREA FROM ANY ONGOING CONSTRUCTION ACTIVITIES
	APPLY 6 INCHES OF TOPSOIL	AERATE* AND APPLY 6 INCHES OF TOPSOIL	
AREAS OF CUT OR FILL	HSG A &B	HSG C & D	
	AERATE AND APPLY 6 INCHES OF TOPSOIL	APPLY FULL SOIL RESTORATION**	
AREAS WHERE RUNOFF REDUCTION AND/OR INFILTRATION PRACTICES ARE APPLIED	RESTORATION NOT REQUIRED, BUT MAY BE APPLIED TO ENHANCE THE REDUCTION SPECIFIED FOR APPROPRIATE PRACTICES		KEEP CONSTRUCTION EQUIPMENT FROM CROSSING THESE AREAS. TO PROTECT NEWLY INSTALLED PRACTICE FROM ANY ONGOING CONSTRUCTION ACTIVITIES CONSTRUCT A SINGLE PHASE OPERATION FENCE AREA.

*AERATION INCLUDES THE USE OF MACHINES SUCH AS TRACTOR-DRAWN IMPLEMENTS WITH COULTERS MAKING A NARROW SLIT IN THE SOIL, A ROLLER WITH MANY SPIKES MAKING INDENTATIONS IN THE SOIL, OR PRONGS WHICH FUNCTION LIKE A MINI-SUBSOILER
**PER "DEEP RIPPING AND DE-COMPACTION, DEC/2006"

4 SOIL RESTORATION
N.T.S.

1. ALL MATERIAL TO MEET MANUFACTURER SPECIFICATIONS.
2. ALL FILTER SOCKS SHALL BE 12" DIAMETER UNLESS INDICATED OTHERWISE.
3. THE CONTRACTOR SHALL MAINTAIN THE COMPOST FILTER BERM IN A FUNCTIONAL CONDITION AT ALL TIMES AND IT SHALL BE ROUTINELY INSPECTED.
4. WHERE THE BERM REQUIRES REPAIR, IT WILL BE ROUTINELY REPAIRED.
5. THE CONTRACTOR SHALL REMOVE SEDIMENTS COLLECTED AT THE BASE OF THE BERM WHEN THEY REACH 1/3 OF THE EXPOSED HEIGHT OF THE BERM, OR AS DIRECTED BY THE REPRESENTATIVE.
6. THE COMPOST FILTER BERM WILL BE DISPERSED ON SITE WHEN NO LONGER REQUIRED, AS DETERMINED BY THE REPRESENTATIVE.
7. INSTALL PERPENDICULAR TO FLOW.

5 COMPOST FILTER SOCKS
N.T.S.

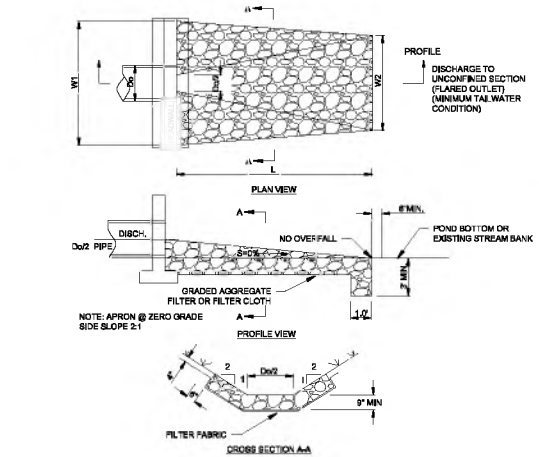

NOTES:
1. FILTER FABRIC MAY BE WOVEN OR NON WOVEN GEOTEXTILE FABRIC WITH A THICKNESS BETWEEN 20-80 MILS, GRAB STRENGTH 90-120 LBS, AND SHALL CONFORM TO ASTM D-1777 AND ASTM D-4632.

CULVERT SYSTEM	Do (INCHES)	APRON LENGTH (L) (FT)	APRON WIDTH 1 (W1) (FT)	APRON WIDTH 2 (W2) (FT)	MEDIAN RIP RAP SIZE d_{50} (INCHES)	MAXIMUM RIP RAP SIZE d_{max} (INCHES)	MINIMUM THICKNESS (INCHES)	LOCATION
	RIP RAP PROTECTION SCHEDULE							
FES-1	8	5	1.5	6	4	6	9	OUTLET HW
FES-2	15	5	3.75	5	4	6	9	OUTLET HW
FES-3	12	12	6	8	4	6	9	OUTLET HW
FES-4	12	10	6	5	4	6	9	OUTLET HW
FES-5	24	18	6	9	6	9	14	OUTLET HW
FES-6	24	40	10	10	9	12	18	INLET HW
FES-7	12	5	3	6	4	6	9	INLET HW
FES-8	12	5	3	6	4	6	9	OUTLET HW

RIP RAP PROTECTION SHALL BE INSTALLED AT HEADWALL INLET AND OUTLET LOCATIONS

8 RIP RAP INLET/OUTLET PROTECTION
N.T.S.

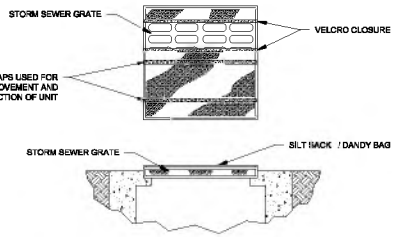

NOTES:
1. INLET SEDIMENT CONTROL DEVICE SHALL BE SILT SACK BY ACF ENVIRONMENTAL PRODUCTS, DANDY BAG BY DANDY PRODUCTS, OR APPROVED EQUAL.
2. INLET SEDIMENT CONTROL DEVICE SHALL BE MAINTAINED AS PER THE STANDARDS AND SPECIFICATIONS OF THE NYSDEC STANDARDS FOR EROSION AND SEDIMENT CONTROL (BLUE BOOK).
3. ONCE THE CONTRIBUTING DRAINAGE AREA HAS BEEN COMPLETELY STABILIZED (GREATER THAN 75% VEGETATIVE COVER) THE INLET SEDIMENT CONTROL DEVICE SHALL BE CLEANED OUT AND REMOVED FROM THE STRUCTURE.

6 SILT SACK INLET PROTECTION
N.T.S.

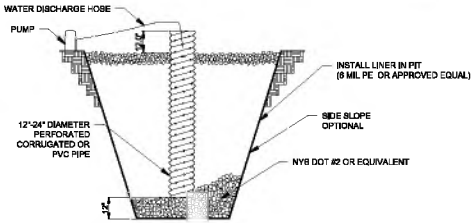

CONSTRUCTION SPECIFICATIONS
1. SUMP PIT TO BE USED IN COORDINATION WITH ANTI-TRACKING/DECONTAMINATION PAD. PIT DIMENSIONS ARE OPTIONAL.
2. THE STANDPIPE SHOULD BE CONSTRUCTED BY PERFORATING A 12-24" DIAMETER CORRUGATED OR PVC PIPE.
3. A BASE OF 2" AGGREGATE SHOULD BE PLACED IN THE PIT TO A DEPTH OF 12". AFTER INSTALLING THE STANDPIPE, THE PIT SURROUNDING THE STANDPIPE SHOULD BE BACKFILLED WITH 2" AGGREGATE.
4. THE STANDPIPE SHOULD EXTEND 12-18" ABOVE THE LIP OF THE PIT.

7 SUMP PIT
N.T.S.

APPLICANT
EMPIRE RESORTS REAL ESTATE I, LLC
204 STATE ROUTE 17B
MONTICELLO, NY 12701

SITE/CIVIL ENGINEER
AKRF
AKRF ENGINEERING, P.C.
34 SOUTH BROADWAY, SUITE 401
WHITE PLAINS, NY 10601
(914) 949-7336

SURVEYOR
CONTRACTORS' LINE & GRADE SOUTH, LLC
23 NEPPERHAN AVENUE
ELMSFORD, NY 10523
(914) 347-3141

SURVEYOR
INSITE ENGINEERING, SURVEYING, & LANDSCAPE ARCHITECTURE, P.C.
3 GARRET PLACE
CARMEL, NY. 10512
(845) 225-9690

STATE OF NEW YORK · SHI HSUN KONG · 091191 · LICENSED PROFESSIONAL ENGINEER

SONNY KONG, P.E.

REVISIONS

No.	DATE	DESCRIPTION

PROJECT
MONSTER GOLF MAINTENANCE BUILDING FINAL DESIGN

DRAWN BY	CHECKED BY
JWH	SK
SCALE	DATE
AS NOTED	04/12/2019

SHEET TITLE
DETAILS

SHEET NO.
C-901