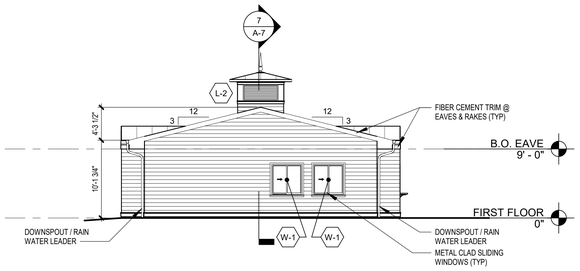

6 CLUBHOUSE BUILDING ELEVATION - WEST
1/8" = 1'-0"

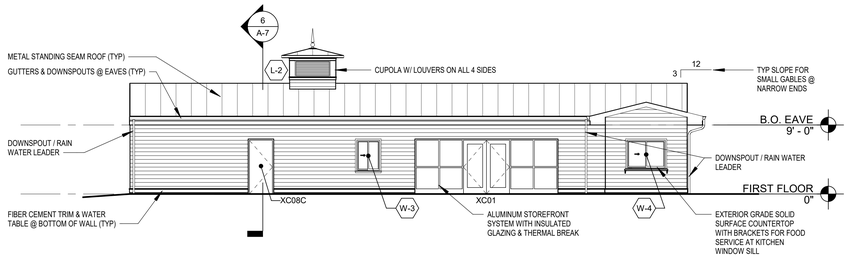

5 CLUBHOUSE BUILDING ELEVATION - SOUTH
1/8" = 1'-0"

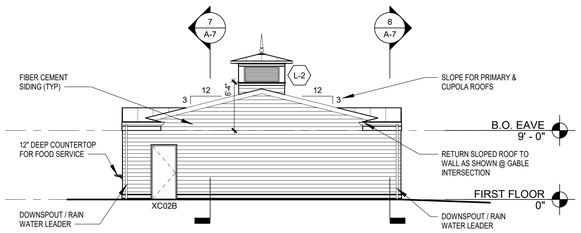

4 CLUBHOUSE BUILDING ELEVATION - EAST
1/8" = 1'-0"

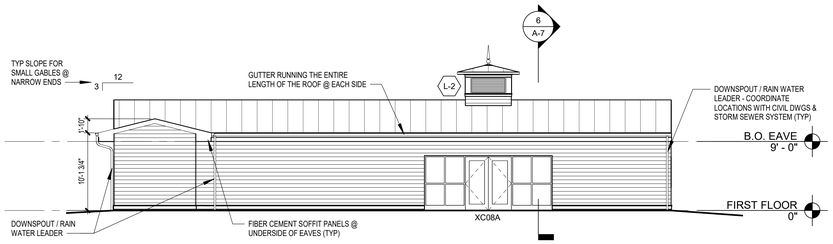

3 CLUBHOUSE BUILDING ELEVATION - NORTH
1/8" = 1'-0"

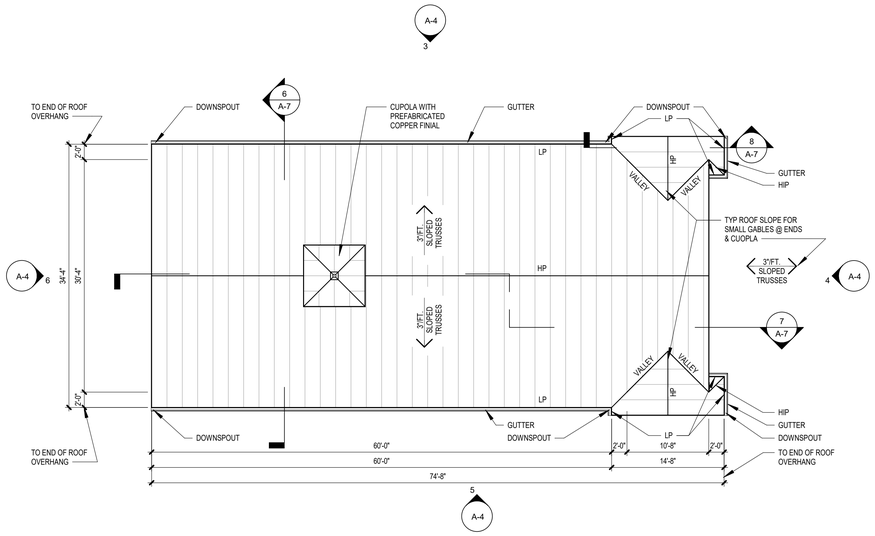

2 CLUBHOUSE BUILDING - ROOF PLAN
1/8" = 1'-0"

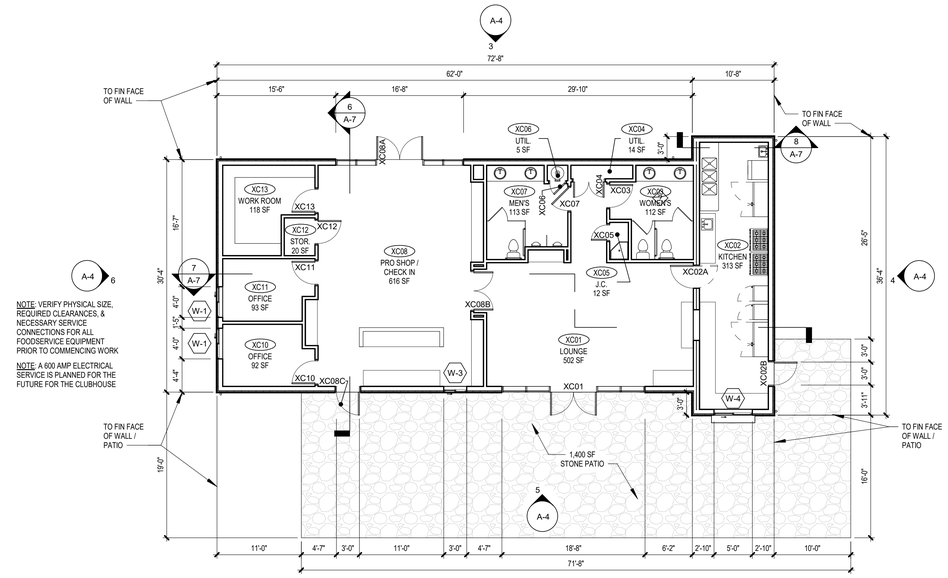

1 CLUBHOUSE BUILDING - FIRST FLOOR PLAN
1/8" = 1'-0"

NOTE: REFER TO 2/A-5 FOR ENLARGED PLAN SHOWING ALL INTERIOR DIMENSIONS FOR THE CLUBHOUSE BUILDING

NOTE: VERIFY PHYSICAL SIZE, REQUIRED CLEARANCES, & NECESSARY SERVICE CONNECTIONS FOR ALL FOODSERVICE EQUIPMENT PRIOR TO COMMENCING WORK

NOTE: A 600 AMP ELECTRICAL SERVICE IS PLANNED FOR THE FUTURE FOR THE CLUBHOUSE

NOTE: ACTUAL ORENTATION OF BUILDING ON SITE IS NOT YET FINALIZED. ALL NORTH/SOUTH/EAST/WEST REFERENCES WILL NEED TO BE CONFIRMED ONCE A SITE PLAN FOR THIS BUILDING IS PROVIDED.

NOTE: THE CLUBHOUSE BUILDING SHALL BE CONSIDERED AREA C IN THIS DOCUMENT SET

RW Monster Golf Multiple Accessory Structures

84 CHALET ROAD
KIAMESHA LAKE, NY 12751

JCJARCHITECTURE
120 HUYSHOPE AVENUE
SUITE 400
HARTFORD, CT 06106
860.247.9226

© 2019 JCJ Architecture

CONSULTANTS:

NOT FOR CONSTRUCTION

P.I.C.		L.D.	
P.M.		P.A.	

ISSUE	AUGUST 16, 2019
JOB	H18064.00 PHASE 14
DRAWN	BMS
SCALE	1/8" = 1'-0"

REVISIONS:

CLUBHOUSE BUILDING PLANS & EXTERIOR ELEVATIONS

A-4